ANNUAL REPORT
2017



We are now at our own building

ঢাকা ইন্স্যুরেন্স লিমিটেড
DHAKA INSURANCE LIMITED
THE TRUSTED HOUSE OF INSURANCE

ANNUAL REPORT 2017



DHAKA INSURANCE LIMITED

THE TRUSTED HOUSE OF INSURANCE

Head Office : Dhaka Insurance Bhaban, 71, Purana Paltan Line, Dhaka-1000, Bangladesh.
Tel. : +880 (2) 58316139-43, 58316146, 58316147, 58316148, Fax : +880 (2) 58316144-5
E-mail : contact@dhakainsurancebd.com, dil.ho@hotmail.com
www.dhakainsurancebd.com



Table of Contents

1.	Letter of Transmittal	04
2.	Our Vision & Mission	05
3.	Profile of the Company	06
4.	Board of Directors	07
5.	Executives of the Company	08
6.	Our Branches	09
7.	Credit Rating Report	10
8.	Financial Highlights	11
9.	Photographs	12
10.	Company's Performance at a Glance	14
11.	Notice of the 18th AGM	16
12.	Message from The Chairman	17
13.	Review of The Managing Director & CEO	18
14.	Directors' Report	19
15.	Directors' Certificate	22
16.	Certificate on Compliance of Corporate Governance	23
17.	Quarterly Analysis of Comprehensive Income-2017	31
18.	Solvency Margin Disclosure	32
19.	Auditors' Report	34
20.	Statement of Financial Position (Balance Sheet)	36
21.	Statement of Profit or Loss and Other Comprehensive Income (Profit and Loss Account)	38
22.	Statement of Profit or Loss and Other Comprehensive Income (Profit and Loss) Appropriation Account	38
23.	Consolidated Revenue Account	40
24.	Fire Insurance Revenue Account	42
25.	Marine Insurance Revenue Account	44
26.	Miscellaneous Insurance Revenue Account	46
27.	Statement of Changes in Equity	48
28.	Statement of Cash Flows	49
29.	Notes to the Financial Statements	50
30.	Classified Summary of Assets in Bangladesh (Form-AA)	65
31.	Schedule of Fixed Assets (Annexure-A)	66
32.	Schedule of Management Expenses (Allocated)	68
33.	Proxy Form and Attendance Slip	69

MY STOCK

Our founder

THINK FAST
THINK BETTER



FAZLUR RAHMAN



Letter of Transmittal

All Shareholders,
Bangladesh Securities and Exchange Commission,
Insurance Development and Regulatory Authority,
Registrar of Joint Stock Companies & Firms,
Dhaka Stock Exchange Limited and
Chittagong Stock Exchange Limited

Annual report for the year ended December 31, 2017

Dear Sir (s),

Enclosed please find a copy of the Annual Report together with the Audited Financial Statements including Statement of Financial Position as at December 31, 2017 and Statement of Comprehensive Income, Statement of Cash Flows for the year ended December 31, 2017 along with notes thereon of Dhaka Insurance Limited for kind information and record.

Best regards,

Yours sincerely,

(Uttam Kumar Dey, ACS)
Company Secretary

AMARSTOCK

Our Vision & Mission

Our Vision

Our vision is to become the premier insurance organization and the insurer of first choice in Bangladesh with a sound reputation for dependability, professionalism and the highest standard of customer satisfaction and creating a professional corporate culture.

Our Mission

Our mission is to:

- grow steadily and significantly in non-life insurance market share.
- continue delivering attractive returns to our shareholders.
- invest in top quality human resources and develop full potentials of employees by providing continued training and insurance education.
- bring innovation in insurance products and selling techniques

Our Core Values

- Transparency
- Integrity
- Professionalism
- Excellence
- Result Focus
- Team Work



AMAR STOCK

Profile of the Company

Date of Incorporation
4th January, 2000

Date of Commencement of Business
4th January, 2000

Date of Registration to Carry on General Insurance Business
2nd February, 2000

Authorized Capital
Tk. 1,200,000,000

Paid-up Capital
Tk. 401,250,000

Date of Public Issue
December, 2009

Date of Listing
Dhaka Stock Exchange Ltd. : 15 February, 2010
Chittagong Stock Exchange Ltd. : 16 February, 2010

Registered Office
115/7-A, Distillary Road,
Gandaria, Dhaka.

Head Office:
Head Office : Dhaka Insurance Bhaban, 71,
Purana Paltan Line,
Dhaka-1000, Bangladesh. Tel. : +880 (2) 58316139-43,
58316146, 58316147, 58316148,
Fax : +880 (2) 58316144-5
E-mail : contact@dhakainsurancebd.com,
dil.ho@hotmail.com
Web : www.dhakainsurancebd.com

Auditors
FAMES & R
Chartered Accountants





Board of Directors

Chairman

Hamida Rahman

Vice-Chairman

Shampa Rahman

Directors

Mohammad Masum

Biswajit Saha
(Representative of
Vott Oil Refineries Ltd.)

M. Mofizul Islam

Md. Rayhan Uddin

Independent Directors

Golam Sarwar

Hasan Rajib Prodhan

Chief Executive Officer

A.Q.M Wazed Ali



Executives of the Company

Chief Executive Officer
A.Q.M. Wazed Ali

Adviser
Md. Lutfor Rahman Chowdhury

Consultant
Md. Ezhar Hossain

Deputy Managing Director (F & A)
Md. Abul Hashim

Deputy Managing Director
Syed Farid Uddin Masud
Md. Shahid Ullah
Md. Rafiqul Islam Talukder
Md. Zakir Hossain Mojumder

Assistant Managing Director
Santi Narayan Das
Sanjib Bhattacharjee
Md. Nazim Uddin
Khondoker Morshed Newaz

Senior General Manager
Md. Khairul Islam Mollah
Md. Anwar Hossain
Ahamed Faize Tarique
Md. Iqbal Hossain
S.M. Khurshidul Amin

General Manager
Md. Mozibur Rahman
Md. Mostafa
Abdul Malek Mridha
Md. Rabiul Islam Talukder

Sr. Deputy General Manager
Anwarul Islam
Mokles Uddin Ahmed

Deputy General Manager
Md. Rabiul Alam Noushad
Md. Shamsul Arfin
Md. Ayub Ali
S.G.M. Nadir Hossain
A.T.M. Mostafizur Rahman

Sr. Assistant General Manager
Md. Ruhul Amin
Sharif Abir Ahmed
Md. Abul Kalam Azad

Assistant General Manager
Md. Sanaullah Siddiqi
Md. Muqbul Hossain
Dipanker Saha
Anjan Kumar Roy
Md. Jahangir Hossain

Sr. Deputy General Manager & Company Secretary
Uttam Kumar Dey, ACS

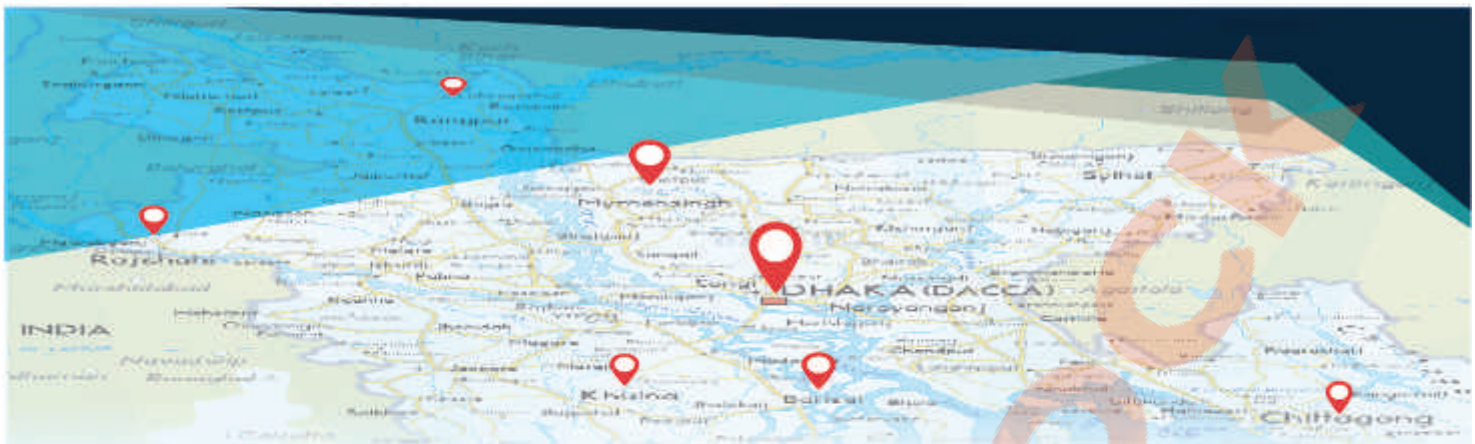

Our Branches

Sl. No.	Name of the Branch	Name of the In-charges & Designation	Address	Telephone
		Dhaka Division		
01.	Local Office	Mr. Md. Zakir Hossain Mojumder Dy. Managing Director	Amin Court (6th Floor), 62-63, Motijheel C/A ,Dhaka-1000.	Off : 9554950 PABX: 9586720 M : 01911445802
02.	Kawran Bazar Branch	Mr. Md. Rafiqul Islam Talukder Dy. Managing Director	H & Z Complex Ltd. (5th floor) 41/1, Kazi Nazrul Islam Avenue, Kawran Bazar, Dhaka.	Off : 9145386 M : 01713335447
03.	Gulshan Branch	Mr. Md. Nazim Uddin Assistant Managing Director	Sheba House (1st Floor)Plot # 34, Road # 46, North Commercial Area Gulshan -2, Dhaka-1212	Off : 9849488 FAX: 9849778 M :01819231325
04.	Rajuk Avenue Branch	Mr. Md. Anwar Hossain Sr. General Manager	28/1/C,Toyenobee Circular Road,(V.I.P Road),Motijheel,Dhaka-1000.	Off : 9561675 M : 01711434950
05.	Banani Branch	Mr. Md. Rabiul Islam Talukder General Manager	Bashati Condominium, Flat-B/F, Road-17, House-15, Kemal Ataturk Avenue, Banani, Dhaka	Off : 9821059 M : 01817124076
		Mymensingh Division		
06.	Sherpur Branch	Mr. Md. Musabbir Ahmed Sr. Manager	Sahera Plaza, Munshi Bazar, Kharompur, Sherpur Town, Sherpur	M : 01713335485
07.	Mymensingh Branch	Mr. Md. Joynal Abedin Sr. Manager	24/1 Choto Bazar (3rd floor) Mymensingh.	Off : 09151075 M : 01725003360
		Chittagong Division		
08.	Agrabad Branch	Mr. Syed Farid Uddin Masud Dy. Managing Director	Delower Bhaban (4th floor) 104, Agrabad C/A, Chittagong.	Off : 031-715570 031-715013 FAX: 031-715570 M : 01713109190
09.	Laldighi Branch	Mr. Sanjib Bhattacharjee Assistant Managing Director	Gazi Tower (3rd Floor), 47 Shah Amanat Road, Laldighi East, Kotowali,Chittagong	Off : 031-2850999 Fax: 031-2850800 M : 01919110777
10.	Comilla Branch	Mr. Md. Mostafa General Manager	Surovi Mansion (2nd floor),Nazrul Islam Sarak, Kandirpar, Comilla.	Off : 081-63736 M : 01712332334
		Khulna Division		
11.	Khulna Branch	Mr. Khondoker Morshed Newaz Assistant Managing Director	87, Jessore Road, Khulna.	Off : 041-733834 M : 01711841250
12.	Jessore Branch	Mr. Ahmed Faize Tarique Sr. General Manager	41, M. K. Road, Jessore	Off : 0421-61334 M : 01713335480
		Barisal Division		
13.	Barisal Branch	Mr. Abdul Malek Mridha General Manager	102/103, Bir Shrestho Captain Mohiuddin Jahangir Sarak, Sador Road,Barisal.	Off : 04312176840 M : 01776111114 01556509946
		Rangpur Division		
14.	Dinajpur Branch	Mr. Md. Rabiul Alam Noushad Dy. General Manager	Munshipara, Municipality Market (1st floor),No.7, Dinajpur Sador, Dinajpur.	M: 01712290102
		Rajshahi Division		
15.	Pabna Branch	Mr. Md. Abul Kalam Azad Sr. Asstt. General Manager	Haque Super Market (3rd floor), Abdul Hamid Road, Pabna	Off. : 073165953 M. : 01729802369

CRISL

Setting global standard at national level

Credit Rating Report

Credit Rating Information and Services Limited

Founder Member Association of Credit Rating Agencies in Asia (ACRAA), Manila, Philippines

Joint Venture with JCR VIS Credit Rating Company Ltd, Pakistan

www.crislbd.com

CREDIT RATING REPORT
On
DHAKA INSURANCE LIMITED

REPORT: RR/16720/17

This is a credit rating report as per the provisions of the Credit Rating Companies Rules 1996. CRISL's Claim Paying Ability rating is valid for only one year from the date of rating. After the above period, the rating will not carry any validity unless the company goes for rating surveillance. ***CRISL followed Insurance Rating Methodology published in CRISL website www.crislbd.com***

Date of Rating: November 30, 2017	**Valid up to:** November 29, 2018
	Claim Paying Ability
CPA Rating	A+
Outlook	Stable

Address:
CRISL
Nakshi Homes
(4th & 5th Floor)
6/1A, Segunbagicha,
Dhaka-1000
Tel: 9530991-4
Fax: 88-02-9530995
Email:
crisldhk@crislbd.com

Analysts:

Md. Asifol Huq
asif@crislbd.com

Reaz Uddin Ahmed
reaz@crislbd.com

CPA Rating: A+

Outlook: *Stable*

Rating :
Based on Financials up to December 31, 2016 & September 30,2017 (unaudited)

DHAKA INSURANCE LIMITED

ACTIVITY
Non-Life Insurance

DATE OF INCORPORATION
January 4, 2000

COMMENCEMENT OF BUSINESS
January 4, 2000

CHAIRMAN
Mrs. Hamida Rahman

MANAGING DIRECTOR
A.Q.M Wazed Ali

EQUITY
Tk.716.19 Million

TOTAL ASSETS
Tk.1,500.98 Million

1.0 RATIONALE

CRISL has upgraded the Claim Paying Ability (CPA) rating of Dhaka Insurance Limited (DIL) to 'A+' (pronounced as single A plus) based on the financials up to December 31, 2016 and other relevant qualitative and quantitative information up-to the date of rating. The above rating reflects DIL's average underwriting performance, good liquidity, good fixed asset investment, etc.

DIL sources significant business from renowned group of companies. The company continues to deliver improved services taking due care of the compliance requirements with good underwriting and financial performance. Based on the financial statement of YE2016, its underwriting profit stood at Tk.63.68 million in YE2016 which was 22.30% lesser than the previous year. With the same token, gross underwriting margin and net underwriting margin have been found to be declining and moved downward to 67.17% and 32.44% in YE2016 from 73.27% and 37.01% in YE2015 respectively. Profit after Tax (PAT) moved upward to Tk.64.22 million from Tk.57.19 million during the above periods respectively. CRISL views DIL's investment strategy is diversified having around 95% of its funds remaining in cash and deployed in fixed deposits as well as in fixed assets while rest 5% in capital market.

The capital base of the company stood at Tk.400.00 million, as per the regulatory minimum level, however, above capital base stood at Tk.401.25 million as on December 30, 2016. The company has significant investment in fixed asset of Tk.318.65 million on 37.50 decimal land at Purana Paltan Line and Wari, Dhaka which is at current date of rating will be Tk.511.80 million. Moreover, DIL is constructing 17 storied tower for its Corporate office at Purana Paltan Line, Dhaka and has already invested Tk.118.80 million in 2014 which has enhanced its overall solvency and investment quality.

On the other hand, DIL faces challenges from low business income and market share, decline some profitability indicators, low Internal Capital Generation Ratio (ICGR), consecutive underwriting loss in miscellaneous segment due to high management expense; however, reduction of above expense will enhance its overall performance. CRISL expects the company to continue to adopt a prudent underwriting approach, improve business and underwriting performance in miscellaneous segment.

CPA rated in this category is adjudged to offer high claim paying ability. Protection factors are good and there is an expectation of variability in risk over time due to economic and/or underwriting conditions.

CRISL also views the company with "Stable Outlook" from the industry viewpoint for overall industry growth and policy and regulations implicated by regulatory authority as well as new Insurance Act. CRISL believes that the company will be able to maintain its fundamentals in foreseeable future.

For President & CEO
Sarwat Amina
Executive Vice President
Credit Rating Information and Services Ltd.

Page 1 of 13

Financial Highlights

Five years Key Operating and Financial Data of the Company



Taka in Million
Except Sl. No. 10-14

Sl. No.	Particulars	2017	2016	2015	2014	2013
1	Gross Premium Income	300.18	264.82	288.24	284.11	281.56
2	Income from Investment	49.58	49.36	51.20	72.55	84.78
3	Net Claim Paid	5.29	13.32	13.25	6.48	9.55
4	Net Profit Before Tax	116.18	99.82	118.59	144.51	158.48
5	Paid-up Capital	401.25	401.25	401.25	375.00	375.00
6	Shareholders' Equity	945.42	716.19	696.75	670.90	684.84
7	Total Reserve Fund	433.03	220.56	203.56	183.54	163.27
8	Total Investment	1,455.35	1,144.00	1,167.27	1,131.52	1,104.28
9	Total Assets	1,916.29	1,590.98	1,538.00	1,425.57	1,343.79
10	Rate of Dividend	12.50% (Cash)	12% (Cash)	12.50% (Cash)	8% (Cash) & 7% (Stock)	20% (Cash)
11	Face Value Per Share	10.00	10.00	10.00	10.00	10.00
12	Earning Per Share (EPS)	1.88	1.60	1.43	1.84	2.24
13	Net Asset Value Per Share (without revaluation)	18.75	17.85	17.36	17.89	18.26
14	Net Asset Value Per Share (with revaluation)	23.56				

Photographs



কোম্পানীর ১৭তম বার্ষিক সাধারন সভায় উপস্থিত পরিচালকমন্ডলী।



কোম্পানীর ১৭তম বার্ষিক সাধারন সভায় উপস্থিত শেয়ারহোল্ডারবৃন্দের একাংশ।



বার্ষিক ব্রাঞ্চ কনফারেন্স-২০১৭ এ উপস্থিত কোম্পানীর মুখ্য নির্বাহী কর্মকর্তা, কনসালটেন্ট, উপ-ব্যবস্থাপনা পরিচালক (অর্থ ও হিসাব), সহকারী ব্যবস্থাপনা পরিচালক (ইউ,আর,সি,) এবং অন্যান্য উর্ধ্বতন কর্মকর্তাবৃন্দ।

Photographs



ঢাকা ইন্স্যুরেন্স লিঃ এর মুখ্য নির্বাহী কর্মকর্তা অগ্নি বীমা দাবীর অগ্রীম ১,২৫,০০,০০০.০০ টাকার চেক হস্তান্তর করেছেন। ছবিতে কোম্পানীর উর্ধ্বতন কর্মকর্তাদের দেখা যাচ্ছে।



ঢাকা ইন্স্যুরেন্স লিমিটেড এর মুখ্য নির্বাহী কর্মকর্তা জনাব এ. কিউ. এম. ওয়াজেদ আলী নৌ বীমা দাবীর ৫২,৩০,৮৮৮.০০ টাকার চেক হস্তান্তর করছেন। ছবিতে কোম্পানীর উর্ধ্বতন কর্মকর্তাদের দেখা যাচ্ছে।



ঢাকা ইন্স্যুরেন্স লিমিটেড এর মুখ্য নির্বাহী কর্মকর্তা জনাব এ. কিউ. এম. ওয়াজেদ আলী অগ্নি বীমা দাবীর ২,৩৬,৮৭৫.০০ টাকার চেক হস্তান্তর করছেন। ছবিতে কোম্পানীর উর্ধ্বতন কর্মকর্তাদের দেখা যাচ্ছে।

Company's Performance at a Glance

Graphical Presentation



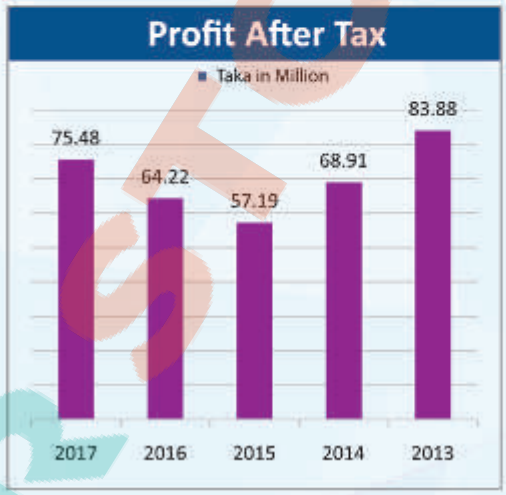

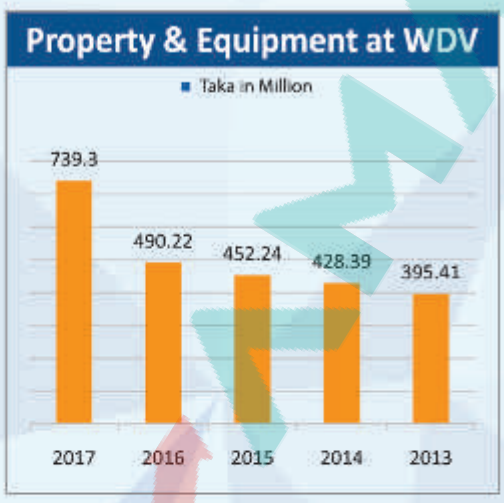



Company's Performance at a Glance

Graphical Presentation

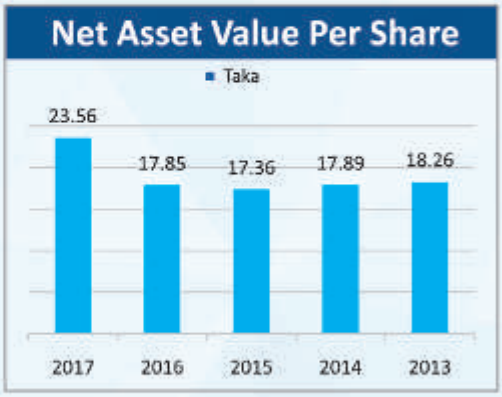

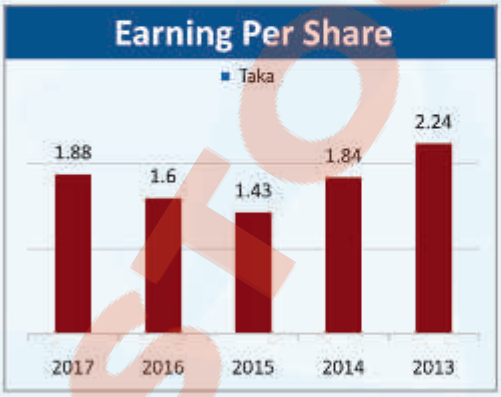



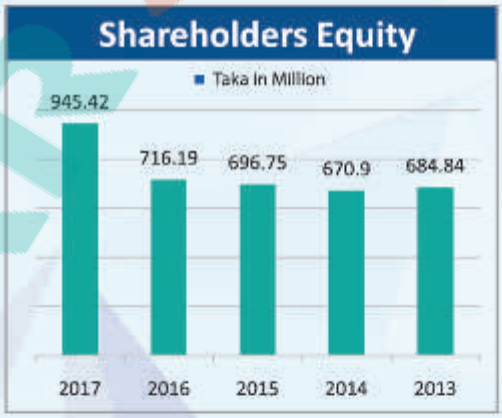



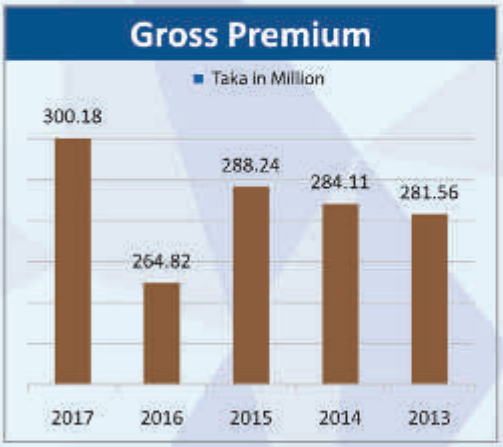



ঢাকা ইন্স্যুরেন্স লিমিটেড

১৮তম বার্ষিক সাধারন সভার বিজ্ঞপ্তি

এতদ্বারা ঢাকা ইন্স্যুরেন্স লিমিটেড এর সম্মানিত শেয়ারহোল্ডারদের জ্ঞাতার্থে জানানো যাইতেছে যে, কোম্পানীর ১৮তম বার্ষিক সাধারন সভা আগামী ২৫ জুন, ২০১৮ রোজ সোমবার বেলা ১০.৩০ ঘটিকায় মাল্টিপারপাস হল, ইন্সটিটিউশন অব ডিপ্লোমা ইঞ্জিনিয়ার্স বাংলাদেশ, আইডিইবি ভবন, ১৬০/এ, কাকরাইল, ঢাকা-১০০০ এ অনুষ্ঠিত হইবে ঃ

সভার আলোচ্যসূচী:

১। ৩১ শে ডিসেম্বর, ২০১৭ তারিখে সমাপ্ত বৎসরের কার্যক্রমের উপর পরিচালকবৃন্দের প্রতিবেদন, নিরীক্ষকদের প্রতিবেদন ও নিরীক্ষিত হিসাব গ্রহণ ও অনুমোদন।

২। পরিচালনা পর্ষদের সুপারিশক্রমে ৩১ শে ডিসেম্বর, ২০১৭ সালের সমাপ্ত বৎসরের জন্য লভ্যাংশ ঘোষনা।

৩। কোম্পানীর আর্টিকেলস অব এসোসিয়েশনের ৯৫ ধারা অনুযায়ী গ্রুপ-ক হইতে অবসর গ্রহণকারী পরিচালকগণের স্থলে পরিচালক নির্বাচন/পুনঃ নির্বাচন এবং গ্রুপ-খ ভুক্ত শেয়ার হোল্ডারগণ হইতে পরিচালক নির্বাচন/পুনঃ নির্বাচন।

৪। মুখ্য নির্বাহী কর্মকর্তা মহোদয়ের চুক্তি ভিত্তিক চাকুরীর মেয়াদ নবায়নের অনুমোদন।

৫। ২০১৮ সালের জন্য নিরীক্ষক নিয়োগ ও তাঁহাদের পারিতোষিক নির্ধারন।

পরিচালনা-পর্ষদের আদেশক্রমে

তারিখ ঃ ঢাকা
০৬ জুন, ২০১৮

(উত্তম কুমার দে, এসিএস)
কোম্পানী সচিব

দ্রষ্টব্য ঃ

১। সদস্যবহি/ডিপজিটরী রেজিষ্টারে "রেকর্ড ডেট" অর্থাৎ ২৪ মে, ২০১৮ এ যে সব সদস্যের নাম অন্তর্ভুক্ত থাকিবে, তাঁহারা বার্ষিক সাধারন সভায় যোগদানের ও লভ্যাংশ প্রাপ্তির যোগ্য হইবেন।

২। সাধারন সভায় যোগদান ও ভোটদানের জন্য একজন সদস্য তাঁহার পরিবর্তে সভায় যোগদান ও ভোটদানের জন্য সংঘবিধি অনুযায়ী কোম্পানীর কোন সদস্যকে প্রক্সি নিয়োগ দিতে পারিবেন।

৩। সঠিকভাবে পূরনকৃত ও ২০ (বিশ) টাকা ডাকমাসুলযুক্ত "প্রক্সি ফরম" কোম্পানীর প্রধান কার্যালয়ে বার্ষিক সাধারন সভার নূন্যতম ৪৮ ঘন্টা পূর্বে জমা দিতে হইবে।

৪। বার্ষিক সাধারন সভায় যোগদানের জন্য সদস্যগন/প্রক্সিগনকে বার্ষিক প্রতিবেদনের সঙ্গে প্রেরিত "উপস্থিতি পত্র" (Attendance Slip) সঠিকভাবে পূরন করিয়া সাথে আনিতে হইবে।

৫। কেবলমাত্র শেয়ারহোল্ডার অথবা তাঁহার প্রক্সির জন্য সাধারন সভায় প্রবেশাধিকার সংরক্ষিত থাকিবে। কোন অতিথি বা শিশু সভাস্থলে প্রবেশ করিতে পারিবেন না।

৬। বাংলাদেশ সিকিউরিটিজ এন্ড এক্সচেঞ্জ কমিশনের সার্কুলার নং-SEC/CMRRCD/2009-193/154 dated 24.10.2013 অনুযায়ী বার্ষিক সাধারন সভাস্থলে কোন প্রকার উপহার অথবা খাবারের ব্যবস্থা থাকিবে না।



MESSAGE FROM THE CHAIRMAN

Dear Shareholders, Ladies & Gentlemen,

Assalamu Alaikum,

It gives me great pleasure and an honor for me to welcome you all to the eighteenth Annual General Meeting (AGM) of Dhaka Insurance Limited and with pleasure placed before you the Company's Annual Report for the year 2017. On behalf of the Board of Directors of the Dhaka Insurance, I would like to extend my good wishes to all of you who are present today and also to all the distinguished shareholders of our Company.

The economy of the country has shown resilient performance in 2017 exhibiting increased GDP growth of 7.28% against 7.11% in 2016 despite admitted responsibility of 1.1 million Rohingya Refugee at the end of the year. Per Capita income has increased to USD 1610 from USD 1465 in the year. Annual average inflation rate was within a tolerable level of 5.70% in 2017 which is little bit higher than 5.51% in 2016. The contribution of insurance sector to GDP was noted below 1%.

Our clients guide and drive to make us energetic every day and that we take extremely seriously. Our clients rightly expect us to be the very best. We are fortunate to have a good number of clients. We can assure our shareholders that the foundation of the company is now strong. The stable capital base of the company supports the expansion of the business. Total asset of the company rose to Tk.1916.29 million in 2017 against Tk.1590.98 million in 2016. Our remarkable step to complete 14 storied plus 3 basements commercial building by our own finance located at 71 Purana Paltan Line, Dhaka is bearing the fruit.

You will be happy to know that your company is running with profit and declaring dividend regularly despite of facing many challenges. Our operational profit in the year 2017 is Tk 71.47 million. After setting aside provision for Tax/ Reserve then company attained net profit Tk 116.18 million. We have proposed 12.50% cash dividend per share for the year 2017.

On behalf of members of the entire Dhaka Insurance family, I would like to express heartfelt thanks and gratitude to our shareholders and well wishers for their unfailing faith and trust to us. Your support and direction and trust of our valued clients have been the prime driving force behind the company in times of political, business and economic challenges throughout its 18 years journey.

In fine, I would also like to express my deep gratitude to our respected Shareholders and Regulators specially IDRA and BSEC for their trust & confidence upon us. I am grateful to my fellow members of the Board of Directors for their guidance and support. My sincere thanks go to all the employees of Dhaka Insurance led by the Managing Director/CEO for their hard work and commitment.

Allah Hafez

Hamida Rahman
Chairman

REVIEW OF THE MANAGING DIRECTOR & CEO



Bismillahir Rahmanir Rahim.
Honorable shareholders,
Assalamu Alaikum
It is my great privilege to welcome you all at the 18 Annual General Meeting (AGM) of Dhaka Insurance Limited. As the CEO of your company since 2010 I feel honor to get the opportunity in presenting the performance of the company.

The economy of Bangladesh made an impressive progress in 2017 registering GDP growth of 7.28 where the contribution part of Insurance sector is not truly say not up to the mark. In-spite of the down-trend of Insurance market of Bangladesh we have managed to progress our premium income to Tk.300 million in 2017 against Tk.264 million in 2016 growth of which is 13.35%. Our underwriting profit grew @12.23%. Throughout the year we have emphasized to drive for procurement of business providing our best services to the customers with their utmost satisfaction. We are thankful for the encouragement so obtained from our valued clients and well wishers of all concern not only for the 2017 but also over the journey of 18 years of the company. I am in pleasure to brief notable achievement of the company in 2017 like:

- Dhaka Insurance has taken over its 14 storied commercial building + 3 basements located at 71 Purana Paltan Line, Dhaka constructed by her own finance. We are proud to say it is presumably set an example in non-life segment of the market we play. I obviously write to express my heartfelt gratitude to our patronage, the members of the DIL Board and especially to our founder chairman for giving us permanent address with a good viewing building in the heart of the capital city. Our Head Office shifted to our own building 'Dhaka Insurance Bhavan' and started its activities effecting from 1st day of 2018.
- The Company has been upgraded to "A+" Credit Rating by the Credit Rating Information and Services Limited (CRISL) considering good financial performance, sound solvency, good liquidity, satisfactory underwriting, very high claim paying ability and strong protection factors of the company.
- DIL used to comply with the regulations/instructions of Insurance Development & Regulatory Authority (IDRA) for which we are in satisfactory level in the eye of IDRA review.
- Dhaka Insurance Limited generates revenues for the Government contributing payment of Tax, Vat and Stamp Duty etc. DIL paid Tk 76.3 million to the national exchequer in the year 2017.

I would like to convey my sincere thanks and gratitude to the Chairman and the members of the Board of Directors of DIL for their support, guidance and co-operation. My best regards & thanks to the authority of IDRA, BSEC, SBC and all schedule Banks and financial organizations. Thanks are truly due to all our valued clients who kept their faith and trust on us. Finally I extend my hearty thanks to the members of the management team and all level of employees of Dhaka Insurance Limited for their co-operation and dedication, without them DIL would not have been in its present position.

Allah Hafez

A Q M Wazed Ali.
Managing Director & CEO

পরিচালকমন্ডলীর প্রতিবেদন

বিসমিল্লাহির রাহমানির রাহিম

সম্মানিত শেয়ারহোল্ডারবৃন্দ, আসসালামু আলাইকুম।

ঢাকা ইন্স্যুরেন্স লিমিটেড এর ১৮তম বার্ষিক সাধারন সভায় পরিচালকমন্ডলীর পক্ষ থেকে উপস্থিত সকলকে স্বাগতম। আমি ৩১শে ডিসেম্বর, ২০১৭ সমাপ্ত বছরের কোম্পানীর নিরীক্ষিত হিসাব বিবরনী সম্বলিত কোম্পানীর বার্ষিক প্রতিবেদন আপনাদের সু-বিবেচনা এবং অনুমোদনের জন্য উপস্থাপন করছি।

বিশ্ব অর্থনীতিঃ

বিগত বছরগুলির ন্যায় আলোচ্য বছরে বিশ্ব অর্থনীতির প্রবৃদ্ধির হার আশানুরূপ ছিল না। আন্তর্জাতিক মুদ্রা তহবিলের তথ্যানুযায়ী বৈশ্বিক অর্থনৈতিক প্রবৃদ্ধির হার ২০১৬ সালে ছিল ৩.৬ শতাংশ এবং ২০১৭ সালে প্রাক্কলিত প্রবৃদ্ধির হার ছিল ৩.৭ যা ২০১৮ সালে আশা করা হচ্ছে ৩.৯ শতাংশ। ইতিমধ্যে এডিবি এশিয়ার উন্নয়নশীল দেশগুলোর জন্য ২০১৭ ও ২০১৮ সালের জন্য যথাক্রমে ৫.৯ শতাংশ ও ৫.৮ শতাংশ প্রবৃদ্ধি প্রত্যাশা করেছে।

বাংলাদেশ অর্থনীতি ঃ

বাংলাদেশ অর্থনীতির প্রবৃদ্ধি বিগত কয়েক বছরে ধারাবাহিকভাবে ৭ শতাংশের বেশী বৃদ্ধি, মাথাপিছু আয় ও জীবনমান উন্নয়নের ফলে বাংলাদেশ স্বল্পোন্নত দেশের স্ট্যাটাস হতে উত্তরনের যোগ্যতা অর্জন করেছে। দেশের অর্থনীতি ২০১৬-২০১৭ অর্থ বছরে সন্তোষজনক প্রবৃদ্ধি অর্জন করেছে। এ অর্থবছরে জিডিপির প্রবৃদ্ধি ছিল ৭.২৮ শতাংশ যা ২০১৫-২০১৬ অর্থবছরে ছিল ৭.১১ শতাংশ। ২০১৭ সালে দেশের মাথাপিছু আয় ১,৪৬৫ মার্কিন ডলার থেকে বেড়ে হয়েছে ১,৬১০ মার্কিন ডলার। জাতিসংঙ্গের হিসাবে ২০১৮ সনে বাংলাদেশ স্বল্পোন্নত দেশের (এল,ডি,সি) তালিকা থেকে বের হয়ে উন্নয়নশীল দেশ হওয়ার প্রাথমিক যোগ্যতা অর্জন করেছে। এটি সম্ভব হয়েছে অর্থনীতির কাঠামোগত রূপান্তর এবং জনসংখ্যা নিয়ন্ত্রণ করে তা মানব সম্পদে রূপান্তর। তাছাড়া কৃষি নির্ভর অর্থনীতি থেকে শিল্প ও সেবাখাত নির্ভর অর্থনীতিতে পরিনত হয়েছে। কৃষিখাতকে আধুনিকায়ন করে খাদ্যে প্রায় স্বয়ং সম্পন্ন হয়েছে। মাথাপিছু আয়, মানব সম্পদ ও অর্থনৈতিক ভঙ্গুরতা এই তিন সূচকে প্রাথমিক যোগ্যতা অর্জন বাংলাদেশের জন্য অন্যতম বড় অর্জন। শিল্প ও সেবাখাত নির্ভর অর্থনীতিতে এ সময় দেশের বৈদেশিক মুদ্রার রিজার্ভ ৩৩.২২ বিলিয়ন মার্কিন ডলার অতিক্রম করেছে। ২০১৭ সালে দেশের বার্ষিক মুদ্রাস্ফীতির হার সহনীয় পর্যায়েই ছিল, যদিও তা ২০১৬ সালের ৫.৫১ শতাংশ থেকে কিছুটা বেড়ে হয়েছিল ৫.৭০ শতাংশ।

বাংলাদেশ পরিসংখ্যান ব্যুরোর তথ্য অনুযায়ী চলতি বছর জিডিপি প্রবৃদ্ধির হার যথাক্রমে: কৃষিখাতে ২.৯৭ শতাংশ, শিল্পখাতে ১০.২২ শতাংশ এবং সেবাখাতে ৬.২৯ শতাংশ ।

বীমা শিল্প ঃ

বিশ্বায়নের এ যুগে আমাদের দেশের বীমা শিল্প বিশ্বের বিভিন্ন দেশের সঙ্গে তাল মিলিয়ে ক্রমান্বয়ে অগ্রসর হচ্ছে। সম্প্রতি বীমা উন্নয়ন ও নিয়ন্ত্রণ কর্তৃপক্ষের কিছু যুগোপযোগী সিদ্ধান্ত ও নীতিমালা প্রনয়নের কারনে বিগত বছরের তুলনায় বীমা শিল্পের ভাবমূর্তী অনেক উজ্জলতর হচ্ছে এবং বীমার প্রতি গ্রাহকদের আকর্ষণ বৃদ্ধি পাচ্ছে। বীমা আইন ২০১০ সালে প্রনয়নের পর অদ্যবধি সম্পূর্ন বীমা বিধি প্রনয়ন সম্পন্ন না হওয়ায় এই শিল্প এখন ও বীমা আইনের সুফল পুরোপুরি পাচ্ছে না। দেশে বিদ্যমান বীমা পলিসি সমূহ গতানুগতিক বিধায় বীমা ব্যবসার পরিধি চাহিদা মোতাবেক তেমন প্রসারিত হচ্ছে না। তাই বিদ্যমান পলিসির পাশাপাশি নুতন ও আকর্ষনীয় বীমা পলিসি উদ্ভাবন করে বীমাশিল্পের প্রসার করা একান্ত প্রয়োজন।

বীমা আইন যথাযথ অনুস্মরণ না করে বীমা এজেন্ট নিয়োগ, অনৈতিক ভাবে কমিশন প্রদানে লাগামহীন প্রতিযোগিতা, বীমা শিল্পে শিক্ষিত দক্ষ জনবলের অপ্রতুলতা, অবলিখনে অনিয়ম, ঝুকি নিরুপনে অদক্ষতা বীমা সেক্টরের উন্নয়নে বড় বাধা হয়ে দাড়িয়েছে। এসব অনিয়ম বিশেষ করে ব্যবসা উন্নয়ন খরচের নামে উচ্চহারে কমিশন প্রদান রোধ করে জবাবদিহিতার আওতায় আনার জন্য ইন্স্যুরেন্স রেগুলেটরী কতৃপক্ষের এই সেক্টরে জোরালো ভূমিকা রাখা প্রয়োজন বলে আমরা মনে করি। সর্বশেষ বাংলাদেশ বীমা শিল্প উন্নয়নে অন্তরায় সমূহ উদঘাটন ও চিহ্নিত করে যৌক্তিক সমাধান বের করার আন্তরিক প্রচেষ্টা নেওয়া প্রয়োজন যা একমাত্র বীমা উন্নয়ন ও নিয়ন্ত্রণ কর্তৃপক্ষের পক্ষেই সম্ভব।

দেশের বেসরকারী নন-লাইফ বীমা খাতে ২০১৬ সালে মোট প্রিমিয়াম আয় ছিল ২৭,৬২৭ মিলিয়ন টাকা যা বিগত ২০১৫ সালে ছিল ২৪,৭৯৯ মিলিয়ন। আমাদের দেশের একটি বৃহৎ অংশ এখনো বীমা খাতের আওতা বহির্ভূত রয়ে গেছে, যার প্রেক্ষীতে জিডিপিতে বীমা শিল্পের অবদানের হার ১ শতাংশেরও কম।

কোম্পানীর ব্যবসায়িক কার্যক্রম ২০১৭ঃ

আলোচ্য বছরে কোম্পানীর ব্যবসা উল্লেখযোগ্য হারে বৃদ্ধি পেয়েছে। বিভিন্ন প্রতিকূলতা ও সামগ্রিক ব্যবসায়িক কর্মকান্ডে বিরূপ প্রভাব সত্বেও কোম্পানী কর্তৃক গৃহীত পদক্ষেপের ফলে ব্যবসা আশানুরূপ হারে বেড়েছে। ২০১৭ সালে কোম্পানীর মোট প্রিমিয়াম আয় হয়েছে ৩০.০২ কোটি টাকা যা বিগত বছরে ছিল ২৬.৪৮ কোটি টাকা অর্থাৎ গত বছরের তুলনায় ১৩.৩৭% বেশী। কোম্পানীর অবলিখন মুনাফা ২০১৬ সাল থেকে ০.৭৮ কোটি টাকা বৃদ্ধি পেয়েছে। ২০১৬ সালে রিজার্ভ ফান্ড ছিল ২২.০৫ কোটি যা চলতি বছরে বৃদ্ধি পেয়ে দাঁড়ায় ৪৩.৩০ কোটি টাকা এ ক্ষেত্রে প্রবৃদ্ধির হার ৯৬.৩৭%। এছাড়া আলোচ্য বছরে মোট পরিসম্পদের পরিমান দাড়ায় ১৯১.৬৩ কোটি যা পূর্ববর্তী বছরে ছিল ১৫৯.১০ কোটি টাকা যার প্রবৃদ্ধির হার ২০.৪৫%।

স্থায়ী সম্পদে বিণিয়োগ ঃ

কোম্পানীর দীর্ঘমেয়াদী পরিকল্পনা ও স্থায়ী সম্পদ গড়ার লক্ষ্যে ৭১ পুরানা পল্টন লাইন কাকরাইল, ঢাকায় নিজস্ব জায়গায় ৩ টি বেইজমেন্ট সহ ১৭তলা বিশিষ্ট বহুতল বাণিজ্যিক ভবনের নির্মান কাজ সম্পূর্ণ। কোম্পানীর প্রধান কার্যালয় ১লা জানুয়ারী, ২০১৮ তারিখে নতুন ভবনে স্থানান্তরিত হওয়ার ফলশ্রুতিতে কোম্পানীর আয় ও সুনাম দুটোই বৃদ্ধি পাবে বলে আমরা আশা করছি।

লভ্যাংশ ঘোষনা ঃ

৩০শে এপ্রিল ২০১৮ তারিখে অনুষ্ঠিত পরিচালকমন্ডলীর সভায় ২০১৭ সালে শেয়ার হোল্ডারদের জন্য ১২.৫০% হারে নগদ লভ্যাংশ প্রদানের সুপারিশ করা হয়েছে, যা ১৮তম বার্ষিক সাধারণ সভায় সম্মানিত শেয়ার হোল্ডারদের অনুমোদনের জন্য পেশ করা হইল।

পরিচালকমন্ডলীর অবসর গ্রহন ও পুনঃনির্বাচন ঃ

ক শ্রেনীভূক্ত পরিচালক ঃ

কোম্পানী আইন ১৯৯৪ সালের বিধান ও কোম্পানীর আর্টিক্যালস অব এসোসিয়েশন এর ৯৫ ধারা অনুযায়ী ক -শ্রেনীভূক্ত পরিচালকবৃন্দের এক তৃতীয়াংশ অবসর গ্রহন করবেন। তদানুযায়ী জনাব মোহাম্মদ মাসুম উদ্যোক্তা পরিচালক ১৮তম বার্ষিক সাধারণ সভায় অবসর গ্রহন করবেন এবং তিনি পুনরায় নির্বাচিত হওয়ার যোগ্য বিধায় পুনঃ নির্বাচনের আগ্রহ প্রকাশ করেছেন।

খ-শ্রেনীভূক্ত পরিচালক নিয়োগ ঃ

খ-শ্রেনীভূক্ত পরিচালক অর্থাৎ সাধারন শেয়ারহোল্ডারদের মধ্যে থেকে পরিচালক নির্বাচন বিষয়ে বীমা বিধিমালা ১৯৫৮ এর সংশোধিত রুল ১৫ এ এবং ১৫ বি এবং সংশোধিত বিদ্যামান আর্টিকেলস এর ৯৫ বিধি অনুযায়ী এক তৃতীয়াংশ হিসাবে খ-শ্রেনীভূক্ত ৩ জন পরিচালক হতে ০১ জন পরিচালক জনাব এম. মফিজুল ইসলাম অবসর গ্রহন করবেন। খ-শ্রেনীর পরিচালক নির্বাচনের জন্য গত ২৪ এপ্রিল, ২০১৮ ইং তারিখে দৈনিক পত্রিকায় নোটিশ প্রকাশ করা হয়।

খ-শ্রেনী পরিচালক নির্বাচনের জন্য জনাব এম. মফিজুল ইসলাম সহ মোট ০৩ (তিন) জন নমিনেশন পেপার জমা দেন এবং পরবর্তীতে ২জন তাদের প্রার্থীতা প্রত্যাহার করে নেন। খ-শ্রেনীর পরিচালকদের মধ্যে থেকে জনাব এম. মফিজুল ইসলাম পুনঃনির্বাচন যোগ্য।

ক্রেডিট রেটিং ঃ

ক্রেডিট রেটিং ইনফরমেশন এন্ড সার্ভিসেস লিমিটেড (ক্রিসেল) কর্তৃক ৩১ শে ডিসেম্বর ২০১৬ সালের আর্থিক বিবরনী অনুযায়ী অত্র কোম্পানীকে ক্রেডিট রেটিং 'এ+' নির্ধারন করা হয়েছে। বীমা দাবী পরিশোধে কোম্পানীর আর্থিক সক্ষমতা, দুরদর্শী আর্থিক ব্যবস্থাপনা এবং স্থায়ী সম্পদে সন্তোষজনক বিনিয়োগ বিবেচনায় এ অর্জন সম্ভব হয়েছে।

তথ্য প্রযুক্তির উন্নয়ন ঃ

বাংলাদেশে তথ্য প্রযুক্তির ক্ষেত্রে ব্যাপক অগ্রগতি লক্ষ্য করা যাচ্ছে। সরকারের অগ্রাধিকারযোগ্য খাত ও বেসরকারী উদ্যোক্তাদের পৃষ্ঠপোষকতায় ইতিমধ্যে দেশের প্রত্যন্ত অঞ্চলে ইন্টারনেট সুবিধা পৌছে গেছে। তথ্য প্রযুক্তির এ ব্যাপক সুবিধা কাজে লাগানোর জন্য কোম্পানীগুলো নতুন নতুন চিন্তা ভাবনার আলোকে পরিকল্পনা প্রনয়ন করছে এবং সময়ের চাহিদানুযায়ী গ্রাহকদের সন্তুষ্টি বিধানে সেবার মান বৃদ্ধি করছে। আমাদের কোম্পানী নিজস্ব সার্ভার স্থাপনসহ অনলাইন সফটওয়্যার ব্যবহারের মাধ্যমে গ্রাহক সেবার মান বৃদ্ধি করেছে। এতে করে প্রধান কার্যালয়ের সাথে শাখাগুলোর সার্বক্ষনিকভাবে নেটওয়ার্কিং যোগাযোগ রক্ষা করা সহজতর হয়েছে ও কাজে গতিশীলতা বৃদ্ধি পেয়েছে।

কর্পোরেট গভর্নেন্স/প্রতিষ্ঠানিক সুশাসন ঃ

প্রতিষ্ঠানিক সুশাসন প্রতিষ্ঠায় নিয়ন্ত্রক সংস্থাসমূহ কর্তৃক প্রদত্ত নির্দেশনা পালনে কোম্পানীর পরিচালনা পর্ষদ সদা তৎপর আছে। বাংলাদেশ সিকিউরিটিজ এন্ড একচেঞ্জ কমিশন কর্তৃক প্রবর্তিত কর্পোরেট গর্ভনেন্স গাইডলাইন পরিপূর্নভাবে মেনে চলা হচ্ছে। কোম্পানীর কার্যক্রমে স্বচ্ছতা ও জবাবদিহিতা নিশ্চিত করার লক্ষ্যে পরিচালনা পর্ষদ কার্যকর পদক্ষেপ গ্রহন করেছে।

নিরীক্ষক নিয়োগ ঃ

কোম্পানীর বর্তমান বহিঃ নিরীক্ষক মেসার্স ফেমস এন্ড আর, চার্টার্ড এ্যাকাউন্ট্যান্টস নিরীক্ষকের পদ থেকে ১৮তম বার্ষিক সাধারণ সভায় অবসর গ্রহন করবেন। ২০১৮ সনের জন্য বহিঃনিরীক্ষক হিসেবে মেসার্স ম্যাবস এন্ড জে পার্টনার্স, চার্টার্ড এ্যাকাউন্ট্যান্ট নিয়োগের আগ্রহ প্রকাশ করে কোম্পানীকে প্রস্তাব প্রেরণ করেছেন। নিয়োগ এবং অডিট ফি নির্ধারনের বিষয়টি আপনাদের অনুমোদনের জন্য পেশ করা হইল।

কৃতজ্ঞতা স্বীকার ঃ

বিগত বছরে অব্যাহত সহযোগীতা, সমর্থন, মূল্যবান পরামর্শ ও পথ নির্দেশনা প্রদানের জন্য গণপ্রজাতন্ত্রী বাংলাদেশ সরকারের অর্থ মন্ত্রণালয়, বীমা উন্নয়ন ও নিয়ন্ত্রন কর্তৃপক্ষ, বাংলাদেশ সিকিউটিজ এন্ড এক্সচেঞ্জ কমিশন, ঢাকা ষ্টক এক্সচেঞ্জ লিঃ, চট্টগ্রাম স্টক এক্সচেঞ্জ লিঃ, সাধারণ বীমা কর্পোরেশন, বাংলাদেশ ব্যাংকসহ সকল তফসিলী ব্যাংক ও অর্থ লগ্নীকারী প্রতিষ্ঠানসমূহ, রেজিষ্টার অব জয়েন্ট ষ্টক কোম্পানীজ এন্ড ফার্মস, বাংলাদেশ ইন্স্যুরেন্স এসোসিয়েশন এবং বাংলাদেশ ইন্স্যুরেন্স একাডেমীর নিকট কৃতজ্ঞতা জ্ঞাপনসহ ধন্যবাদ জানাচ্ছি।

সম্মানিত শেয়ারহোল্ডারবৃন্দ, মূল্যবান গ্রাহক, শুভানুধ্যায়ী এবং পৃষ্ঠপোষকদের সহযোগীতা এবং পরিচালনা পর্ষদের প্রতি অবিচল আস্থা রাখার জন্য পরিচালনা পর্ষদের পক্ষ থেকে আমি কৃতজ্ঞতা জ্ঞাপন করছি এবং ভবিষ্যতেও তাদের অব্যাহত সমর্থন কামনা করছি। কোম্পানীর পরিচালনা পর্ষদের সদস্যদের সময়োপযোগী সিদ্ধান্ত, সমর্থন, সহযোগিতা ও মূল্যবান পরামর্শকে আমি শ্রদ্ধার সাথে স্মরন করছি। পাশাপাশি কোম্পানীর মুখ্য নির্বাহী কর্মকর্তা, নির্বাহীবৃন্দ ও অন্যান্য সকল স্তরের কর্মকর্তা/কর্মচারীদের নিরলস পরিশ্রম ও নিষ্ঠার সঙ্গে দায়িত্ব পালনের জন্য প্রশংসা জ্ঞাপন করছি। পরম করুনাময় আল্লাহ্পাক আমাদের সহায় হোন।

পরিচালনা পর্ষদের পক্ষে

হামিদা রহমান

(হামিদা রহমান)
চেয়ারম্যান

DIRECTORS' CERTIFICATE

As per Regulations contained in the First schedule of the Insurance Act, 1938 and as per Section 63 of the Insurance Act 2010, we certify that:

01. The value of investments in shares have been taken at the cost and quoted value thereof mentioned wherever available.

02. The values of all assets as shown in balance sheet and classified Form "AA" annexed have been duly reviewed as at 31st December, 2017 and in our belief, the said have been set forth in balance sheet at amounts not exceeding their realizable or market values under the several headings as enumerated in the Annexed Form.

03. All expenses of management wherever incurred, whether directly or indirectly in respect of Fire, Marine, Motor and Miscellaneous Insurance Business have been duly debited to the related Revenue Accounts.

A.Q.M Wazed Ali	Biswajit Saha	M. Mofizul Islam	Hamida Rahman
Chief Executive Officer	Director	Director	Chairman

ম্যাবস এন্ড জে পার্টনার্স
MABS & J Partners
Chartered Accountants

CERTIFICATE OF COMPLIANCE TO THE SHAREHOLDERS OF

Dhaka Insurance Limited

(As required under the BSEC Guidelines)

We have examined compliance to the BSEC guidelines on Corporate Governance Guidelines by Dhaka Insurance Limited for the year ended 31 December 2017. These guidelines relate to the notification # SEC / CMRRCD / 2006-158 / 134 / Admin / 44 dated 7 August 2012 and subsequently amended through the notification # SEC/CMRRCD/2006-158/147/Admin/48 dated 21 July 2013 of Bangladesh Securities and Exchange Commission (BSEC) on Corporate Governance under section 2CC of the Securities and Exchange Ordinance, 1969.

Such compliance to the codes of Corporate Governance is the responsibility of the company's management. Our examination was limited to the procedures and implementation thereof as adopted by the company in ensuring the compliance to the conditions of Corporate Governance Guidelines. This is a scrutiny and verification only and not an expression of opinion on the financial statements of the company.

In our opinion and to the best of our information and according to the explanations provided to us, we certify that, subject to the remarks and observations as reported in the attached Compliance Statements, the company has complied with the conditions of Corporate Governance Guidelines as stipulated in the above-mentioned guidelines issued by the BSEC.

We also state that such compliance is neither an assurance as to the future viability of the company, nor a certification on the efficiency or effectiveness with which the management has conducted the affairs of the company. This is also no endorsement about quality of contents in the Annual Report of the company.

MABS & J Partners
Chartered Accountants

Dated: Dhaka, 31 May 2018

Dhaka Insurance Limited

Status of compliance with the conditions set out by the BSEC Notification on Corporate Governance Guidelines

Status of compliance with the conditions of Corporate Governance Guidelines as set by Bangladesh Securities & Exchange Commission (BSEC) by the notification # SEC/CMRRCD/2006 158/134/Admin/44 dated 07 August 2012 and subsequently amended through their notification # SEC/CMRRCD/2006-158/147/Admin/48 dated 21 July 2013 issued under section 2CC of the Securities and Exchange Ordinance, 1969:

Financial year ended: 31 December 2017

Condition No.	Title	Compliance Status (Put √ in the appropriate column)		Remarks (if any)
		Complied	Not Complied	
1.	**Board of Directors**			
1.1	**Board's Size** The number of the Board Members of the company shall not be less than 5 (Five) and more than 20 (Twenty)	√		
1.2	**Independent Directors**			
1.2 (i)	At least one fifth (1/5) of the total number of directors in the company's board shall be Independent Director	√		
1.2 (ii) a)	"Independent Director" means a director-who either does not hold any share in the company or holds less than one percent (1%) shares of the total paid-up shares of the company.	√		
1.2 (ii) b)	who is not a sponsor of the company and is not connected with the company's any sponsor or director or shareholder who holds one percent (1%) or more shares of the total paid-up shares of the company on the basis of family relationship. His/her family members also should not hold above mentioned shares in the company	√		
1.2 (ii) c)	who does not have any other relationship, whether pecuniary or otherwise, with the company or its subsidiary/associated companies	√		
1.2 (ii) d)	who is not a member, director or officer of any stock exchange	√		
1.2 (ii) e)	who is not a shareholder, director or officer of any member of stock exchange or any intermediary of the capital market	√		
1.2 (ii) f)	who is not a partner or an executive or was not a partner or an executive during the preceding 3 (three) years of the concerned company's statutory audit firm	√		
1.2 (ii) g)	who shall not be an independent director in more than 3 (three) listed companies	√		
1.2 (ii) h)	who has not been convicted by a court of competent jurisdiction as a defaulter in payment of any loan to a bank or a Non-Bank Financial Institution (NBFI)	√		
1.2 (ii) i)	who has not been convicted for a criminal offence involving moral turpitude	√		
1.2(iii)	the independent director(s) shall be appointed by the board of directors and approved by the shareholders in the Annual General Meeting (AGM)	√		
1.2(iv)	the post of independent director(s) cannot remain vacant for more than 90 (ninety) days	√		
1.2(v)	the Board shall lay down a code of conduct of all Board members and annual compliance of the code to be recorded.	√		
1.2(vi)	the tenure of office of an independent director shall be for a period of 3 (three) years, which may be extended for 1 (one) term only	√		
1.3	**Qualification of Independent Director**			
1.3(i)	Independent Director shall be a knowledgeable individual with integrity who is able to ensure compliance with financial, regulatory and corporate laws and can make meaningful contribution to business	√		
1.3(ii)	The person should be a Business Leader/Corporate Leader/Bureaucrat/University Teacher with Economics or Business Studies or Law background/Professionals like	√		

Condition No.	Title	Compliance Status (Put √ in the appropriate column)		Remarks (if any)
		Complied	Not Complied	
	Chartered Accountants, Cost & Management Accountants, Chartered Secretaries. The independent director must have at least 12 (twelve) years of corporate management/professional experiences			
1.3(iii)	In special cases the above qualifications may be relaxed subject to prior approval of the Commission			Not Applicable
1.4	The positions of the Chairman of the Board and the Chief Executive Officer of the companies shall be filled by different individuals. The Chairman of the company shall be elected from among the directors of the company. The Board of Directors shall clearly define respective roles and responsibilities of the Chairman and the Chief Executive Officer	√		
1.5	**The Directors' Report to Shareholders**			
1.5 (i)	Industry outlook and possible future developments in the industry	√		Available in Annual Report
1.5 (ii)	Segment-wise or product-wise performance	√		Do
1.5 (iii)	Risks and concerns	√		Do
1.5 (iv)	A discussion on Cost of Goods sold, Gross Profit Margin and Net Profit Margin	√		
1.5 (v)	Discussion on continuity of any Extra-Ordinary gain or loss	√		No such extraordinary gain/(loss)
1.5 (vi)	Basis for related party transactions- a statement of all related party transactions should be disclosed in the annual report	√		Available in Annual Report
1.5 (vii)	Utilization of proceeds from public issues, rights issues and/or through any others instruments	√		
1.5(viii)	An explanation if the financial results deteriorate after the company goes for Initial Public Offering (IPO), Repeat Public Offering (RPO), Rights Offer, Direct Listing, etc	√		Financial Position is not deteriorated
1.5(ix)	If significant variance occurs between Quarterly Financial performance and Annual Financial Statements the management shall explain about the variance on their Annual Report	√		No such significant variance occurred
1.5(x)	Remuneration to directors including independent directors	√		
1.5(xi)	The financial statements prepared by the management of the issuer company present fairly its state of affairs, the result of its operations, cash flows and changes in equity	√		
1.5(xii)	Proper books of account of the issuer company have been maintained	√		
1.5(xiii)	Appropriate accounting policies have been consistently applied in preparation of the financial statements and that the accounting estimates are based on reasonable and prudent judgment	√		
1.5(xiv)	International Accounting Standards (IAS)/Bangladesh Accounting Standards (BAS)/International Financial Reporting Standards (IFRS)/Bangladesh Financial Reporting Standards (BFRS), as applicable in Bangladesh, have been followed in preparation of the financial statements and any departure there-from has been adequately disclosed	√		BAS 16 & 19 partial complied
1.5(xv)	The system of internal control is sound in design and has been effectively implemented and monitored	√		
1.5(xvi)	There are no significant doubts upon the issuer company's ability to continue as a going concern. If the issuer company is not considered to be a going concern, the fact along with reasons thereof should be disclosed	√		No such significant deviation observed
1.5(xvii)	Significant deviations from the last year's operating results of the issuer company shall be highlighted and the reasons thereof should be explained	√		No such significant deviation observed
1.5(xviii)	Key operating and financial data of at least preceding 5 (five) years shall be summarized	√		Available in Annual Report
1.5(xix)	If the issuer company has not declared dividend (cash or stock) for the year, the reasons thereof shall be given	√		Declared Dividend regularly
1.5(xx)	The number of Board meetings held during the year and attendance by each director shall be disclosed	√		
1.5(xxi) a)	Parent/Subsidiary/Associated Companies and other related parties (name wise Details)	√		

Condition No.	Title	Compliance Status (Put √ in the appropriate column)		Remarks (if any)
		Complied	Not Complied	
1.5(xxi) b)	Directors, Chief Executive Officer, Company Secretary, Chief Financial Officer, Head of Internal Audit and their spouses and minor children (name wise details)	√		
1.5(xxi) c)	Executives	√		
1.5(xxi) d)	Shareholders holding ten percent (10%) or more voting interest in the company (name wise details)	√		
1.5(xxii) a)	A brief resume of the director	√		
1.5(xxii) b)	Nature of his/her expertise in specific functional areas	√		
1.5(xxii) c)	Names of companies in which the person also holds the directorship and the membership of committees of the board	√		
2	**Chief Financial Officer (CFO), Head of Internal Audit & Company Secretary**			
2.1	The company shall appoint a Chief Financial Officer (CFO), a Head of Internal Audit (Internal Control and Compliance) and a Company Secretary (CS). The Board of Directors should clearly define respective roles, responsibilities and duties of the CFO, the Head of Internal Audit and the CS	√		
2.2	The CFO and the Company Secretary of the companies shall attend the meetings of the Board of Directors, provided that the CFO and/or the Company Secretary shall not attend such part of a meeting of the Board of Directors which involves consideration of an agenda item relating to their personal matters	√		
3	**Audit Committee**			
3(i)	The company shall have an Audit Committee as a sub-committee of the Board of Directors	√		
3(ii)	The Audit Committee shall assist the Board of Directors in ensuring that the financial statements reflect true and fair view of the state of affairs of the company and in ensuring a good monitoring system within the business	√		
3(iii)	The Audit Committee shall be responsible to the Board of Directors. The duties of the Audit Committee shall be clearly set forth in writing	√		
3.1(i)	The Audit Committee shall be composed of at least 3 (three) members	√		3 (Three Members)
3.1(ii)	The Board of Directors shall appoint members of the Audit Committee who shall be directors of the company and shall include at least 1 (one) independent director	√		
3.1(iii)	All members of the audit committee should be "financially literate" and at least 1(one) member shall have accounting or related financial management experience	√		
3.1(iv)	When the term of service of the Committee members expires or there is any circumstance causing any Committee member to be unable to hold office until expiration of the term of service, thus making the number of the Committee members to be lower than the prescribed number of 3 (three) persons, the Board of directors shall appoint the new Committee member(s) to fill up the vacancy(ies) immediately or not later than 1 (one) month from the date of vacancy(ies) in the Committee to ensure continuity of the performance of work of the Audit Committee	√		
3.1(v)	The company secretary shall act as the secretary of the Committee	√		
3.1(vi)	The quorum of the Audit Committee meeting shall not constitute without at least 1 (one) independent director	√		
3.2	**Chairman of the Audit Committee**			
3.2(i)	The Board of Directors shall select 1 (one) member of the Audit Committee to be Chairman of the Audit Committee, who shall be an independent director	√		
3.2(ii)	Chairman of the audit committee shall remain present in the Annual General Meeting (AGM)	√		
3.3	**Role of Audit Committee**			
3.3(i)	Oversee the financial reporting process	√		
3.3(ii)	Monitor choice of accounting policies and principles	√		
3.3(iii)	Monitor Internal Control Risk management process	√		

Condition No.	Title	Compliance Status (Put √ in the appropriate column)		Remarks (if any)
		Complied	Not Complied	
3.3(iv)	Oversee hiring and performance of external auditors	√		
3.3(v)	Review along with the management, the annual financial statements before submission to the board for approval	√		
3.3(vi)	Review along with the management, the quarterly and half yearly financial statements before submission to the board for approval	√		
3.3(vii)	Review the adequacy of internal audit function	√		
3.3(viii)	Review statement of significant related party transactions submitted by the management	√		
3.3(ix)	Review Management Letters/ Letter of Internal Control weakness issued by statutory auditors	√		
3.3(x)	When money is raised through Initial Public Offering (IPO)/Repeat Public Offering (RPO)/Rights Issue the company shall disclose to the Audit Committee about the uses/ applications of funds by major category (capital expenditure, sales and marketing expenses, working capital, etc), on a quarterly basis, as a part of their quarterly declaration of financial results. Further, on an annual basis, the company shall prepare a statement of funds utilized for the purposes other than those stated in the offer document/prospectus	√		
3.4	**Reporting of the Audit Committee**			
3.4.1(i)	The Audit Committee shall report on its activities to the Board of Directors	√		
3.4.1(ii)a)	Report on conflicts of interests			Not Applicable
3.4.1(ii)b)	Suspected or presumed fraud or irregularity or material defect in the internal control system			Not Applicable
3.4.1(ii)c)	Suspected infringement of laws, including securities related laws, rules and regulations			Not Applicable
3.4.1(ii)d)	Any other matter which shall be disclosed to the Board of Directors immediately			Not Applicable
3.4.2	**Reporting to the Authorities** If the Audit Committee has reported to the Board of Directors about anything which has material impact on the financial condition and results of operation and has discussed with the Board of Directors and the management that any rectification is necessary and if the Audit Committee finds that such rectification has been unreasonably ignored, the Audit Committee shall report such finding to the Commission, upon reporting of such matters to the Board of Directors for three times or completion of a period of 6 (six) months from the date of first reporting to the Board of Directors, whichever is earlier			Not Applicable
3.5	**Reporting to the Shareholders and General Investors:** Report on activities carried out by the Audit Committee, including any report made to the Board of Directors under condition 3.4.1 (ii) above during the year, shall be signed by the Chairman of the Audit Committee and disclosed in the annual report of the issuer company.	√		
4	**External/statutory auditors:** The issuer company should not engage its external/ statutory auditors to perform the following services of the company; namely:			
4(i)	Appraisal or valuation services or fairness opinions	√		
4(ii)	Financial information systems design and implementation	√		
4(iii)	Book-keeping or other services related to the accounting records or financial statements	√		
4(iv)	Broker-dealer services	√		
4(v)	Actuarial services	√		
4(vi)	Internal audit services	√		
4(vii)	Any other service that the Audit Committee determines	√		

Condition No.	Title	Compliance Status (Put √ in the appropriate column)		Remarks (if any)
		Complied	Not Complied	
4(viii)	No partner or employees of the external audit firms shall possess any share of the company they audit at least during the tenure of their audit assignment of that company	√		
4(ix)	Audit/certification services on compliance of corporate governance as required under clause (i) of condition no. 7	√		
5	**Subsidiary Company**			
5(i)	Provisions relating to the composition of the Board of Directors of the holding company shall be made applicable to the composition of the Board of Directors of the subsidiary company			Not Applicable
5(ii)	At least 1 (one) independent director on the Board of Directors of the holding company shall be a director on the Board of Directors of the subsidiary company			Not Applicable
5(iii)	The minutes of the Board meeting of the subsidiary company shall be placed for review at the following Board meeting of the holding company			Not Applicable
5(iv)	The minutes of the respective Board meeting of the holding company shall state that they have reviewed the affairs of the subsidiary company also			Not Applicable
5(v)	The Audit Committee of the holding company shall also review the financial statements, in particular the investments made by the subsidiary company			Not Applicable
6	**Duties of Chief Executive Officer (CEO) & Chief Financial Officer (CFO) (The CEO and CFO shall certify to the Board that they have reviewed financial statements for the year and that to the best of their knowledge and belief)**			
6(i)a)	These statements do not contain any materially untrue statement or omit any material fact or contain statements that might be misleading	√		
6(i)b)	These statements together present a true and fair view of the company's affairs and are in compliance with existing accounting standards and applicable laws	√		
6(ii)	There are, to the best of knowledge and belief, no transactions entered into by the company during the year which are fraudulent, illegal or violation of the company's code of conduct	√		
7	**Reporting and compliance of corporate governance**			
7(i)	The company shall obtain a certificate from a practicing Professional Accountant/Secretary (Chartered Accountant /Cost and Management Accountant/Chartered Secretary) regarding compliance of conditions of Corporate Governance Guidelines of the Commission and shall send the same to the shareholders along with the Annual Report on a yearly basis	√		Certificate available in Annual Report
7(ii)	The directors of the company shall state, in accordance with the Annexure attached, in the directors' report whether the company has complied with these conditions	√		Available in Annual Report

ANNEXURE-II

The Pattern of Shareholding as on 31st December, 2017

i) Parent /Subsidiary/Associated Companies and other related parties: Nil

ii) Directors/ Chief Executive Officer/ Company Secretary/ Chief Financial Officer/ Head of Internal Audit

Sl.No.	Name of Directors	Share Hold	% of Holding
01	Mrs. Hamida Rahman	12,03,750	3.00
02	Ms. Shampa Rahman	39,43,485	9.83
03	Mr. Mohammad Masum	8,02,500	2.00
05	Mr. Biswajit Saha Representing Vott Oil Refineries Ltd	33,43,750	8.33
06	Mr. M. Mofizul Islam	26,75,000	6.67
07	Mr. Md.Rayhan Uddin	7,94,475	1.99
08	Mr. Golam Sarwar Independent Director	-	-
09	Mr. Hasan Rajib Prodhan independent		

iii) Shareholding of Chief Executive Officer, Chief Financial Officer, Company Secretary and Head of Internal Audit

Sl.No.	Name	Share Hold	% of Holding
01	Mr. A.Q.M. Wazed Ali Chief Executive Officer	-	-
02	Md. Abul Hashim Dy. Managing Director & CFO	-	-
03	Mr.Uttam Kumar Dey, ACS Company Secretary	-	-
04	Mr. Shamsul Arfin Head of Internal Audit	-	-

iv) Director spouses and Minor Children: Nil

v) Executives: Nil

vi) Shareholders who are holding 10% or above shares: Nil

ANNEXURE-III

Director's Attendance of Board Meeting

Held from 1st January 2017 to 31st December 2017

Directors Report to Shareholders as per Securities and Exchange Commissioner's Notification No. SEC/CMRRCD/2006-158/134/Admin/44 dated 7th August, 2012.

The Directors also report that:

(a) The financial statements prepared by the management of the Company present fairly its state of affairs, the result of its operations, cash flows and changes in equity.

(b) Proper books of account of the Company have been maintained.

(c) Appropriate accounting policies have been consistently applied in preparation of the financial statements and that the accounting estimates are based on reasonable and prudent Judgment.

(d) International Accounting Standards, as applicable in Bangladesh have been followed in preparation of the financial statements and any deviation there from has been adequately disclosed.

(e) The system of internal control is sound in design and has been effectively implemented and monitored.

(f) There are no significant doubts upon the company's ability to continue as a going concern.

(g) There are no significant deviations from last year in operating results of the Company.

(h) Key operating and financial data of preceding five years have been presented in the summarized from.

(i) During the year ended December 31, 2017 the Board of Directors held 09 (nine) meetings and Directors attendance in meeting of the Board of Directors during the year 2017 are as under:

Sl. No.	Name of Directors	Designation	Meeting Held	Present	Remarks
01	Mrs. Hamida Rahman	Chairman	09	09	-
02	Ms. Shampa Rahman	Vice- Chairman	09	09	
03	Mr. Mohammad Masum	Director	09	01	-
04	Mr. A.K.M. Kamruzzaman	Director	09	05	Resigned 25.09.2017
05	Mr. Biswajit Saha Representative of Vott Oil Refineries Ltd	Director	09	08	-
06	Mr. M. Mofizul Islam	Director	09	09	-
07	Mr. Md.Rayhan Uddin	Director	09	07	-
08	Mr. Prodip Karan	Director	09	03	Resigned on 28.08.2017
10	Mr. Golam Sarwar	Independent Director	09	09	-
11	Mr. M.A. Hannan	Independent Director	09	02	Retired on 24.04.2017
12	Mr. Hasan Rajib Prodhan	Independent Director	09	06	Appointed on 05.05.2017
12	Mr. A.Q.M. Wazed Ali	Managing Director	09	09	-

DHAKA INSURANCE LIMITED

QUARTERLY ANALYSIS OF COMPREHENSIVE INCOME-2017

Particulars	01.01.2017 to 31.03.2017	01.04.2017 to 30.06.2017	01.07.2017 to 30.09.2017	01.10.2017 to 31.12.2017	Total 01.01.2017 to 31.12.2017
Gross Premium Income	62,182,456	84,271,589	69,533,456	84,189,044	300,176,545
Re-Insurance Ceded	(23,492,808)	(34,711,236)	(22,337,090)	(26,277,688)	(106,818,822)
Net Premium Income	**38,689,648**	**49,560,353**	**47,196,366**	**57,911,356**	**193,357,723**
Re-Insurance Commission Earned	5,690,312	11,370,725	6,979,296	6,022,148	30,062,481
Management Expenses	(23,897,338)	(28,027,316)	(26,035,766)	(21,704,437)	(99,664,857)
Unexpired Risk Reserve	(841,879)	(3,732,163)	1,484,949	(6,214,303)	(9,303,396)
Agency Commission	(7,632,527)	(9,827,448)	(9,063,119)	(11,171,703)	(37,694,797)
Net Claim	(737,345)	(1,937,954)	(594,222)	(2,017,965)	(5,287,486)
Underwriting Profit	**11,270,871**	**17,406,197**	**19,967,504**	**22,825,096**	**71,469,668**
Investment & Other Income	11,318,011	10,831,762	14,850,281	12,577,114	49,577,168
Management Expenses (Not Applicable to any particular Fund or Account)	(2,277,610)	(1,418,388)	(921,980)	(245,351)	(4,863,329)
Net Profit before Tax	**20,311,272**	**26,819,571**	**33,895,805**	**35,156,859**	**116,183,507**
Exceptional Loss Reserve	(3,868,965)	(4,956,035)	(4,719,637)	(5,791,135)	(19,335,772)
Provision for Income Tax	(5,900,000)	(9,100,000)	(9,700,000)	(16,000,000)	(40,700,000)
Profit/(Loss) for the year	**10,542,307**	**12,763,536**	**19,476,168**	**13,365,724**	**56,147,735**
Number of Shares	40,125,000	40,125,000	40,125,000	40,125,000	40,125,000
Earning per Share(EPS)	**0.36**	**0.44**	**0.60**	**0.48**	**1.88**

Dhaka Insurance Limited

Solvency Margin Disclosure

Assets, Liabilities and Solvency Margin
For the year ended as at 31st December, 2017

BDT in Million

Sl. No.	Class of Business	Net Premium	Gross Premium	Factor	GP after application of Factor	25% of GPF	40% of N.P	40% of NP or GPF which is Higher
1	Fire	64.34	99.47	0.70	69.63	17.41	25.74	25.74
2	Marine Cargo	103.88	142.70	0.60	85.62	21.40	41.55	41.55
3	Marine Hall	0.23	5.52	0.60	3.31	0.83	0.09	0.83
4	Motor	16.11	20.09	0.75	15.07	3.77	6.44	6.44
5	Misc	8.80	32.39	0.70	22.67	5.67	3.52	5.67
Total		**193.36**	**300.17**					**80.23**

Total Asset as per Balance Sheet		**1,916.29**
Less: Amount due from others	5.79	
- Sundry Debtors	364.51	
- Furniture & Fixture stationery	1.19	
		371.49
(A) Total Asset		**1,544.80**

Solvency Margin Available (A-B)	252.72
Required Solvency Margin	80.23
Solvency Ratio SMA/RSM (Times)	3.15

Total Liabilities	
Sundry Creditors	110.87
Amount due to others	81.33
Provision for Income Tax	442.90
Deposit Premium	151.31
Reserve for un expired Risk	77.48
Reserve for exceptional loss	184.89
Revaluation Reserve	193.14
Proposed declared dividend	50.16
(B) Total Liabilities	**1,292.08**



AUDIT REPORT AND FINANCIAL STATEMENTS

OF

DHAKA INSURANCE LIMITED

FOR THE YEAR ENDED 31 DECEMBER 2017



MARKET STOCK

Auditors' Report to the Shareholders
of
Dhaka Insurance Limited

We have audited the accompanying financial statements of Dhaka Insurance Limited, which comprise the Statement of Financial Position (Balance Sheet) as at 31 December 2017, the Statement of Profit or Loss and Other Comprehensive Income (Profit and Loss Account), Statement of Profit or Loss and Other Comprehensive Income (Profit and Loss) Appropriation, related Revenue Accounts, Statement of Cash Flows, Statement of Changes in Equity and a summary of significant accounting policies and other explanatory information.

The Managements' Responsibility for the Financial Statements

The Management is responsible for the preparation and fair presentation of these financial statements in accordance with Bangladesh Financial Reporting Standards (BFRSs) and internal control system as management determines necessary to enable the preparation of the financial statements that are free from material misstatement arising from any error.

Auditors' Responsibility

Our responsibility is to express an opinion on these financial statements based on our audit. We conducted our audit in accordance with Bangladesh Standards on Auditing (BASs). Those standards require that we comply with ethical requirements and plan and perform to obtain reasonable assurance about whether the financial statements are free from material misstatement. An audit involves performing procedure to obtain audit evidence about the amounts and disclosures in the financial statements. The procedures selected depend on the auditor's judgment, including the assessment of the risks of the material misstatement of the financial statements, whether due to fraud or error. In making those risk assessments, the auditor considers internal control relevant to the entity's preparation and fair presentation of the financial statements in order to design audit procedures that are appropriate in the circumstances, but not for the purpose of expressing an opinion on the effectiveness of the entity's internal control. An audit also includes evaluating the appropriateness of accounting estimates made by management, as well as evaluating the overall presentation of the financial statements.

We believe that the audit evidence we have obtained is sufficient and appropriate to provide a basis for our qualified audit opinion.

Basis for Qualified Opinion

As Employee's Benefit the company maintain gratuity fund. As on 31 December 2017 balance of this fund arrived Tk. 6,600,000 and during the year 2018 Tk. 100,000 has been provided for this fund on lump sum basis. Considering the number of employees and their length of service it appears to us that both the balance and provision amount for the year is insufficient. No provision for Workers Profit Participation Fund has been made during the year; the reason of such non- provisioning has been described in note-23 of the financial statements.

As per Bangladesh Financial Reporting Standards if any asset is revalued, the entire class of asset shall be revalued. The company owns two pieces of land. Out of two one piece has been revalued

and other one has not been revalued and it has been shown at cost due to having mutation of the land under process. In addition of this due to revaluation of land balance of revaluation reserve arrived Tk.193,136,940. As per Bangladesh Financial Reporting Standard provision of Tk. 8,691,162 was required on account of Deferred Tax Liability which was not complied by the company.

Qualified Opinion

In our opinion, except for the effects of the matter described in the Basis for Qualified Opinion paragraph the financial statements present fairly, in all material respects,(or give a true and fair view of) the financial position of Dhaka Insurance Ltd as at 31 December 2017 and (of) its financial performance and its cash flows for the year then ended in accordance with Bangladesh Financial Reporting Standards (BFRSs)/ Bangladesh Accounting Standards(BASs) and comply with the Companies Act 1994, the Insurance Act 2010, the Securities & Exchange Rules, 1987 and other applicable laws and regulations.

We also Report that:

(a) We have obtained all the information and explanations which to the best of our knowledge and belief were necessary for the purposes of our audit and made due verification thereof;

(b) In our opinion, proper books of account as required by law have been kept by the Company as far as it appeared from our examination of those books;

(c) The Company's Statement of Financial Position, Statement of Profit or Loss and Other Comprehensive Income and its Statement of cash flows dealt with by the report is in agreement with the books of account;

(d) The expenditure incurred was for the purpose of Company's business;

(e) As per section 63 (2) of the Insurance Act. 2010 as amended, we certify that to the best of our knowledge and belief and according to the information and explanations given to us, all expenses of management wherever incurred and whether directly or indirectly, in respect of insurance business of the company transacted in Bangladesh during the year under report have been fully debited to the Revenue Accounts and the Comprehensive Income of the company; and

(f) As per Insurance Act. 2010, we certify that according to the best of our information and as shown by its books, during the year under report, the company has not paid any person any commission in any form outside Bangladesh in respect of any business re-insured abroad.

Date: 30 April 2018
Place: Dhaka

FAMES & R
Chartered Accountants

DHAKA INSURANCE

STATEMENT OF FINANCIAL

AS AT 31

CAPITAL AND LIABILITIES	NOTES	TAKA-2017	TAKA-2016
Authorised Capital:			
120,000,000 Ordinary Shares of Tk.10/- each		1,200,000,000	1,200,000,000
Issued, Subscribed and Paid-up Capital:			
40,125,000 Ordinary Shares of Tk. 10/= each			
Called and Paid up in Full	11.00	401,250,000	401,250,000
Share Premium	12.00	18,000,000	18,000,000
Reserve or Contingency Accounts:			
Reserve for Exceptional Losses	13.00	184,891,097	165,555,325
General Reserve	14.00	10,000,000	10,000,000
Dividend Equalization Reserve	15.00	20,000,000	20,000,000
Investment Fluctuation Reserve	16.00	25,000,000	25,000,000
Revaluation Reserve	17.00	193,136,940	-
Retained Earnings		93,146,091	76,382,666
Balances of Funds and Accounts	18.00	77,479,409	68,176,013
Premium Deposits	19.00	151,312,629	112,900,401
Estimated Liability in Respect of Outstanding Claims Whether Due or intimated	20.00	106,975,889	106,668,502
Amounts Due to Other Persons or Bodies Carrying on Insurance Business	21.00	81,327,844	112,187,924
		188,303,733	**218,856,426**
Provision for Taxation	22.00	442,900,000	402,200,000
Sundry Creditors	23.00	110,871,151	72,654,303
TOTAL		**1,916,291,050**	**1,590,975,134**

Net Assets Value per share without revaluation-NAV(Note No-29.01)	**18.75**	**17.85**
Net Assets Value per share with revaluation-NAV (Note No-29.02)	**23.56**	**-**

The annexed notes form an integral part of these financial statements, which were approved by the Board of Directors on 30 April 2018 and were signed on its behalf by:

A.Q.M Wazed Ali
Chief Executive Officer

Biswajit Saha
Director

Signed in terms of our separate report of even date.

Dated: 30 April 2018
Place: Dhaka

LIMITED

POSITION (BALANCE SHEET)

DECEMBER 2017

PROPERTY AND ASSETS	NOTES	TAKA-2017	TAKA-2016
Investment at Cost:			
Statutory Deposit	3.00	25,000,000	25,000,000
Shares (Market Value)	4.00	83,324,583	44,339,434
Interests, Dividends and Rent Outstanding:			
Accrued Interest	5.00	5,210,139	3,863,130
Amount Due from Other Persons or Carrying on Insurance Business	6.00	5,793,134	6,311,796
Sundry Debtors (Including advances, deposits and prepayments)	7.00	364,506,166	315,713,132
Cash and Bank Balances	8.00	692,771,515	705,019,155
Stationery and Forms in Hand		383,635	512,439
Other Accounts:			
Capital Work in Progress	9.00	215,225,372	157,198,614
Fixed Assets:			
At Cost including revaluation	10.00	564,163,901	370,681,436
Less: Accumulated Depreciation		40,087,395	37,664,002
		524,076,506	**333,017,434**
TOTAL		**1,916,291,050**	**1,590,975,134**

M. Mofizul Islam
Director

Hamida Rahman
Chairman

FAMES & R
Chartered Accountants

DHAKA INSURANCE

STATEMENT OF PROFIT OR LOSS AND OTHER

FOR THE YEAR ENDED

PARTICULARS	NOTES	TAKA-2017	TAKA-2016
Expenses of Management:			
(Not applicable to any Fund or Account)			
Advertisement & Publicity		497,231	3,848,687
Signboard & Hoarding		59,203	11,040
Subscriptions		987,250	890,250
Audit Fees		250,000	215,000
Legal fees		504,500	314,000
Depreciation		2,565,145	2,950,903
		4,863,329	**8,229,880**
Workers' Profit Participation Fund		-	4,991,150
Balance for the year Carried to Appropriation Accounts		116,183,507	99,822,993
		121,046,836	**113,044,023**

STATEMENT OF PROFIT OR LOSS AND OTHER

FOR THE YEAR ENDED

Exceptional Loss Reserve		19,335,772	16,998,315
Provision For Taxation	22.00	40,700,000	35,600,000
Dividend Paid		48,150,000	50,156,250
Balance Carried Forward		84,380,401	71,007,959
TOTAL		**192,566,173**	**173,762,524**
Earniing per Share-EPS(Note No-30)		**1.88**	**1.60**

The annexed notes form an integral part of these financial statements, which were approved by the Board of Directors on 30 April 2018 and were signed on its behalf by:

A.Q.M Wazed Ali
Chief Executive Officer

Biswajit Saha
Director

Signed in terms of our separate report of even date.

Dated: 30 April 2018
Place: Dhaka

LIMITED

COMPREHENSIVE INCOME (PROFIT AND LOSS ACCOUNT)

31 DECEMBER 2017

PARTICULARS	NOTES	TAKA-2017	TAKA-2016
Interest, Dividends and Rents:			
(Not applicable to any Fund or Account)			
Interest Received and Accrued	24.00	41,989,190	46,111,738
Profit/(Loss) Transferred from:			
Fire Insurance Revenue Account		27,738,090	12,073,253
Marine Insurance Revenue Account		38,424,595	49,427,635
Miscellaneous Insurance Revenue Account		5,306,983	2,180,023
		71,469,668	**63,680,911**
Other Income	25.00	7,587,978	3,251,374
		121,046,836	**113,044,023**

COMPREHENSIVE INCOME (PROFIT AND LOSS) APPROPRIATION

31 DECEMBER 2017

Balance Transferred from Statement of Comprehensive Income	116,183,507	99,822,993
Balance Brought Forward from PreviousYear	76,382,666	73,939,531
TOTAL	**192,566,173**	**173,762,524**

M. Mofizul Islam
Director

Hamida Rahman
Chairman

FAMES & R
Chartered Accountants

AMARSTOCK

DHAKA INSURANCE

CONSOLIDATED REVENUE

FOR THE YEAR ENDED

PARTICULARS	NOTES	TAKA-2017	TAKA-2016
Claims under policies less Re-insurance:			
Paid during the year		4,980,099	10,817,925
Total estimated liability in respect of outstanding claims at the end of the year whether due or intimated		106,975,889	106,668,502
		111,955,988	**117,486,427**
Less: Outstanding at the end of previous year		106,668,502	104,163,164
		5,287,486	**13,323,263**
Agency Commission		37,694,797	33,354,324
Expenses of Management	26.00	99,664,857	98,046,400
Profit transferred to Statement of Comprehensive Income		71,469,668	63,680,911
Balance of account at the end of the year as shown in the Financial Position:			
Reserve for unexpired risks	18.00	77,479,409	68,176,013
TOTAL		**291,596,217**	**276,580,911**

The annexed notes form an integral part of these financial statements, which were approved by the Board of Directors on 30 April 2018 and were signed on its behalf by:

A.Q.M Wazed Ali
Chief Executive Officer

Biswajit Saha
Director

Signed in terms of our separate report of even date.

Dated: 30 April 2018
Place: Dhaka

LIMITED

ACCOUNT

31 DECEMBER 2017

PARTICULARS	NOTES	TAKA-2017	TAKA-2016
Balance of account at the beginning of the year		68,176,013	80,270,277
Premium Less Re-insurance		193,357,723	169,983,147
Commission on Re-insurance ceded		30,062,481	26,327,487
TOTAL		**291,596,217**	**276,580,911**

M. Mofizul Islam
Director

Hamida Rahman
Chairman

FAMES & R
Chartered Accountants

DHAKA INSURANCE

FIRE INSURANCE

FOR THE YEAR ENDED

PARTICULARS	NOTES	TAKA-2017	TAKA-2016
Claims Under policies Less Re-Insurance:			
Paid during the year		2,113,167	8,773,497
Total estimated liability in respect of outstanding claims at the end of the year whether due or intimated.		38,096,541	38,057,214
		40,209,708	**46,830,711**
Less : Outstanding at the end of previous year		38,057,214	39,405,475
		2,152,494	**7,425,236**
Agency Commission		14,139,701	13,699,139
Expenses of Management	26.00	33,188,236	35,128,101
Profit/(Loss) transferred to Statement of Comprehensive Income		27,738,090	12,073,253
Balance of account at the end of the year as shown in the Financial Position:			
Reserve for unexpired risks	18.00	25,735,440	22,944,397
TOTAL		**102,953,961**	**91,270,126**

The annexed notes form an integral part of these financial statements, which were approved by the Board of Directors on 30 April 2018 and were signed on its behalf by:

A.Q.M Wazed Ali
Chief Executive Officer

Biswajit Saha
Director

Signed in terms of our separate report of even date.

Dated: 30 April 2018
Place: Dhaka

LIMITED
REVENUE ACCOUNT
31 DECEMBER 2017

PARTICULARS	NOTES	TAKA-2017	TAKA-2016
Balance of account at the beginning of the year		22,944,397	20,606,276
Premium Less Re-Insurance		64,338,599	57,360,993
Commission on Re-insurance ceded		15,670,965	13,302,857
TOTAL		**102,953,961**	**91,270,126**

M. Mofizul Islam
Director

Hamida Rahman
Chairman

FAMES & R
Chartered Accountants

PARTICULARS	NOTES	TAKA-2017			TAKA-2016
		CARGO	HULL	TOTAL	TOTAL
Claims under Policies less Re-Insurance:					
Paid during the year		1,754,573	79,209	1,833,782	733,772
Total estimated liability in respect of outstanding claims at the end of the year whether due or intimated		60,692,420	-	60,692,420	60,664,325
		62,446,993	**79,209**	**62,526,202**	**61,398,097**
Less: Outstanding at the end of previous year		60,664,325	-	60,664,325	56,642,324
		1,782,668	**79,209**	**1,861,877**	**4,755,773**
Agency Commission		18,754,393	3,000	18,757,393	15,165,997
Expenses of Management	26.00	47,140,081	1,823,528	48,963,609	46,272,839
Profit /(loss) Transferred to Statement of Comprehensive Income		39,734,626	(1,310,031)	38,424,595	49,427,635
Balance of account at the end of the year shown in the Financial Position:					
Reserve for unexpired risks	18.00	41,551,394	227,198	41,778,592	37,895,012
TOTAL		**148,963,162**	**822,904**	**149,786,066**	**153,517,256**

The annexed notes form an integral part of these financial statements, which were approved by the Board of Directors on 30 April 2018 and were signed on its behalf by:

A.Q.M Wazed Ali
Chief Executive Officer

Biswajit Saha
Director

Signed in terms of our separate report of even date.
Dated: 30 April 2018
Place: Dhaka

LIMITED

REVENUE ACCOUNT

31 DECEMBER 2017

PARTICULARS	NOTES	TAKA-2017			TAKA-2016
		CARGO	HULL	TOTAL	TOTAL
Balance of account at the beginning of the year		37,590,422	304,590	37,895,012	52,437,683
Premium less Re-insurance		103,878,484	227,198	104,105,682	94,280,645
Commission on Re-insurance Ceded		7,494,256	291,116	7,785,372	6,798,928
TOTAL		**148,963,162**	**822,904**	**149,786,066**	**153,517,256**

M. Mofizul Islam
Director

Hamida Rahman
Chairman

FAMES & R
Chartered Accountants

PARTICULARS	NOTES	TAKA-2017			TAKA-2016
		MOTOR	MISC.	TOTAL	TOTAL
Claims under Policies less Re-Insurance:					
Paid during the year		919,057	114,093	1,033,150	1,310,656
Total estimated liability in respect of outstanding claims at the end of the year whether due or intimated		4,001,507	4,185,421	8,186,928	7,946,963
		4,920,564	**4,299,514**	**9,220,078**	**9,257,619**
Less: Outstanding at the end of previous year		3,821,542	4,125,421	7,946,963	8,115,365
		1,099,022	**174,093**	**1,273,115**	**1,142,254**
Agency Commission		2,631,182	2,166,521	4,797,703	4,489,188
Expenses of Management	26.00	6,729,730	10,783,282	17,513,012	16,645,460
Profit/(Loss) Transferred to Statement of Comprehensive Income		6,028,890	(721,907)	5,306,983	2,180,023
Balance of account at the end of the shown in the Financial Position:					
Reserve for unexpired risks	18.00	6,446,176	3,519,201	9,965,377	7,336,604
TOTAL		**22,935,000**	**15,921,190**	**38,856,190**	**31,793,529**

The annexed notes form an integral part of these financial statements, which were approved by the Board of Directors on 30 April 2018 and were signed on its behalf by:

A.Q.M Wazed Ali
Chief Executive Officer

Biswajit Saha
Director

Signed in terms of our separate report of even date.
Dated: 30 April 2018
Place: Dhaka

LIMITED

REVENUE ACCOUNT

31 DECEMBER 2017

PARTICULARS	NOTES	TAKA-2017			TAKA-2016
		MOTOR	MISC.	TOTAL	TOTAL
Balance of account at the beginning of the year		5,974,334	1,362,270	7,336,604	7,226,318
Premium less Re-insurance		16,115,440	8,798,002	24,913,442	18,341,509
Commission on Re-insurance Ceded		845,226	5,760,918	6,606,144	6,225,702
TOTAL		**22,935,000**	**15,921,190**	**38,856,190**	**31,793,529**

M. Mofizul Islam
Director

Hamida Rahman
Chairman

FAMES & R
Chartered Accountants

AMAR STOCK

DHAKA INSURANCE LIMITED

STATEMENT OF CHANGES IN EQUITY WITHOUT REVALUATION

FOR THE YEAR ENDED 31 DECEMBER 2017

Particulars	Share capital	Share Premium	Reserve for exceptional losses	General reserve	Dividend equalization reserve	Investment fluctuation reserve	Retained Earnings	Total Taka
Balance at 1 January, 2017	401,250,000	18,000,000	165,555,325	10,000,000	20,000,000	25,000,000	76,382,666	716,187,991
Cash Dividend							(48,150,000)	(48,150,000)
Profit after tax for the year 2017 Tk. (116,183,507-40,700,000)	-	-	-	-	-	-	75,483,507	75,483,507
Appropriation made during the year	-		19,335,772	-	-	-	(19,335,772)	-
Unrealised gain (Net) for increased in Market value of investment in Shares							8,765,690	8,765,690
Balance at 31 December 2017	**401,250,000**	**18,000,000**	**184,891,097**	**10,000,000**	**20,000,000**	**25,000,000**	**93,146,091**	**752,287,188**
Balance at 31 December 2016	**401,250,000**	**18,000,000**	**165,555,325**	**10,000,000**	**20,000,000**	**25,000,000**	**76,382,666**	**716,187,991**

DHAKA INSURANCE LIMITED

STATEMENT OF CHANGES IN EQUITY WITH REVALUATION

FOR THE YEAR ENDED 31 DECEMBER 2017

Particulars	Share	Share Premium	Reserve for exceptional losses	General reserve	Dividend equalization	Investment fluctuation	Revaluation Reserve	Retained Earnings	Total Taka
Balance at 1 January, 2017	401,250,000	18,000,000	165,555,325	10,000,000	20,000,000	25,000,000	-	76,382,666	716,187,991
Cash Dividend	-	-	-	-	-	-	-	(48,150,000	(48,150,000
Profit after tax for the year 2017 Tk. (116,183,507-40,700,000)	-	-	-	-	-	-		75,483,507	75,483,507
Revaluation Reserve	-	-	-	-	-	-	193,136,940	-	193,136,940
Appropriation made during the year	-		19,335,772	-	-	-		(19,335,772	-
Unrealised gain (Net) for increased in Market value of Investment in Shares	-	-	-	-	-	-	-	8,765,690	8,765,690
Balance at 31 December 2017	**401,250,000**	**18,000,000**	**184,891,097**	**10,000,000**	**20,000,000**	**25,000,000**	**193,136,940**	**93,146,091**	**945,424,128**
Balance at 31 December 2016	**401,250,000**	**18,000,000**	**165,555,325**	**10,000,000**	**20,000,000**	**25,000,000**	-	**76,382,666**	**716,187,991**

The annexed notes form an integral part of these financial statements, which were approved by the Board of Directors on 30 April 2018 and were signed on its behalf by:

A.Q.M Wazed Ali Chief Executive Officer	Biswajit Saha Director	M. Mofizul Islam Director	Hamida Rahman Chairman

FAMES & R
Chartered Accountants

Signed in terms of our separate report of even date.
Dated: 30 April 2018
Place: Dhaka

DHAKA INSURANCE LIMITED

STATEMENT OF CASH FLOWS

FOR THE YEAR ENDED 31 DECEMBER 2017

Particulars	Taka-2017	Taka-2016
A. Cash flows from operating activities		
Cash Receipts from Premium and Others	401,954,065	353,998,772
Cash payment for Management Expenses, Re-Insurance, Claim and Other Expenses.	(291,940,868)	(257,938,456)
Income Tax Paid	(30,403,315)	(43,888,454)
Net Cash Flows from Operating Activities	**79,609,882**	**52,171,862**
B. Cash Flows From Investing Activities		
Acquisition of fixed assets	(58,528,383)	(41,038,358)
Sale of share/(Purchase)	(26,030,811)	(222,269)
Sale of fixed assets	17,500	811,342
Interest & Dividend received	40,642,181	2,783,900
Net Cash Flows From Investing Activities	**(43,899,513)**	**(37,665,385)**
C. Cash Flows From Financial Activities		
Amount Paid against IPO	-	(35,992)
Dividend paid	(47,958,009)	(49,254,247)
Net Cash Flows Used in Financial Activities	**(47,958,009)**	**(49,290,239)**
Net Increase/(Decrease) in Cash and Bank Balance(A+B+C)	**(12,247,640)**	**(34,783,762)**
Cash and bank balance at beginning of the year	**705,019,155**	**739,802,917**
Cash and Bank Balance at end of the year	**692,771,515**	**705,019,155**
Net Operating Cash Flows per Share	**1.98**	**1.30**

The annexed notes form an integral part of these financial statements, which were approved by the Board of Directors on 30 April 2018 and were signed on its behalf by:

A.Q.M Wazed Ali Chief Executive Officer	Biswajit Saha Director	M. Mofizul Islam Director	Hamida Rahman Chairman

Signed in terms of our separate report of even date.

Dated: 30 April 2018

Place: Dhaka

FAMES & R
Chartered Accountants

1.00 LEGAL STATUS AND NATURE OF BUSINESS:

Dhaka Insurance Limited (Formerly The Loyeds Insurance Company Limited) was incorporated as a public limited company on 04 January 2000 and obtained the Certificate of Commencement of Business on 04 January 2000 under the Companies Act 1994. The company obtained license from the Chief Controller of Insurance on 02 February 2000. The company went for public issue in 2009 and the shares of the company are listed in both Dhaka and Chittagong Stock Exchange in Bangladesh. The registered office of the Company is located at 115/7A Distillery Road, Gandaria, Dhaka, Bangladesh. The operations of the company are being carried out through its 16 Branches (in year 2016-2017 no. of branch 17) located all over on Bangladesh. The principal activities of the company is to offer general insurance products which includes fire and allied perils insurance, marine cargo and hull insurance, aviation insurance, automobile insurance and miscellaneous insurance. These products offer protection to policyholder's assets and indemnification of other parties that may suffer damage as a result of policyholder's accident. Non-life healthcare contracts provide medical coverage to policyholders. Revenue under above activities is derived primarily from insurance premiums.

2.00 BASIS OF PREPARATION OF FINANCIAL STATEMENTS & SIGNIFICANT ACCOUNTING POLICIES:

2.01 Basis of Preparation of Financial Statements:

a) The financial statements have been prepared on going concern and accrual basis under historical cost convention because there is no uncertainty about going concern issue and the entity is optimistic to continue its business operation for the foreseeable future.

b) The preparation and presentation of the financial statements and the disclosure of information have been made in accordance with the Insurance Act 2010 (Formerly Insurance Act 1938), the Insurance Rules 1958 and in conformity with Bangladesh Accounting Standards (BASs), Bangladesh Financial Reporting Standards (BFRSs) ,the Companies Act 1994, the Securities and Exchange Rules 1997 (Formerly Security Exchange Rules-1987), the listing rules of Dhaka and Chittagong Stock Exchange and other applicable laws & regulations in Bangladesh and practice generally followed by the insurance sector. The Balance Sheet(Statement of Financial Position) has been prepared in accordance with Part-I and "Form A" in Part II of the First Schedule & the revenue account for fire, marine and miscellaneous business has been prepared in accordance with "Form F" in Part II of the Third Schedule of the insurance Act. Statement of Cash Flows and Statements of Changes in Equity has been prepared in accordance with BFRSs.

c) Figures have been rounded off to the nearest Taka.

d) Last year's figures have been rearranged wherever necessary to conform the current year's presentation.

2.02 Significant Accounting Policies:

a) Depreciation on Fixed Assets:

Depreciation is based on the cost of an asset less than its residual value. Significant components of individual assets are assessed and if a component has a useful life that is different from the remainder of that asset, that component is depreciated separately.

Depreciation is recognized in statement of profit or loss and other Comprehensive Income (Profit and Loss Account) on reducing balance method of each component of an item of Property. Plant and Equipment (Fixed Assets). Land is presented at cost including revalued amount and not depreciated. Considering the estimated useful lives of the assets the following rates have been applied in current and comparative years:

Assets	Depreciation Rate
Land	-
Building-(Under Construction)	-
Furniture & Fixture	10%
Office Equipment	10%
Computers	20%
Electrical Equipment	20%
Telephone Installation	10%
Motor Cycle	20%
Motor Vehicle	20%
Office Decoration	10%
Air Cooler	10%
Other Assets	20%

Depreciation methods, useful life of each individual asset and residual value thereof are reviewed annually and adjusted, if appropriate.

Depreciation is charged from the date of ready to use of Fixed Assets.

a) Stock of Stationery and Forms:

Stocks of stationery and forms have been valued at lower of cost and market value.

b) Public Sector Business

As per previous practice Company's share of public sector business for the period from 01 July 2016 to 31 June 2017 received from Sadharan Bima Corporation (SBC) has been incorporated in the company's accounts for the year ended 31 December 2017. The statement of account from 01 July 2017 to 31 December 2017 has not been received from SBC and as such company's share of public sector business for this period has not been incorporated in these accounts. Estimated liability in respect of outstanding claims for the period from 01st July 2016 to 30th June 2017 have not been received from Sadharan Bima Corporation(SBC) and hence provision for outstanding claims considered appropriate by the Management of the Company has been made in the Accounts.

c) Valuation of Assets:

The value of all assets at 31 December 2017 as shown in the Statement of Financial Position and in the classified summary of Assets on form "A" annexed has been reviewed and the said assets have been set forth in the Statement of Financial Position and amounts at their respective book value which in the aggregate do not exceed their aggregate market value.

e) Reporting Currency:

The financial Statements are presented in Bangladesh currency (Taka), which has been rounded off or the nearest integer.

f) Branch Accounting:

The company has 16 branches in Bangladesh as of December 2017. Accounts of the Branches are maintained at Head Office and accordingly this individual statement of account is incorporated at Head Office level. Only petty cash book are maintained at the branch level for maintaining its day to day office expenses.

g) Earnings Per Share:

Earnings per Share(EPS) has been calculated in accordance with Bangladesh Accounting Standard – 33 "Earnings Per Share" and shown on the face of Statement of Profit or Loss and Other Comprehensive Income (Profit and Loss Appropriation Account) and computation shown in Note: 30.

h) Revenue Recognition:

i) This includes the total premium earned on various classes of insurance business underwritten and risk covered during the year, the sum of premium earned against various policies, after netting of the amount of re-insurance premium due to Sadharan Bima Corporation.

ii) Dividend income is accounted for on receipt basis.

iii) Gain on investment in shares & securities are accounted for as and when it is received.

i) Reserve for Exceptional Loss:

Reserve for Exceptional Loss is appropriated out of current year's profit before tax which is calculated @ 10% of net premium income.

j) Employees' Benefits:

The Company has provided the following benefits for its employees:

i) Contributory Provident Fund Recognized by NBR:

In respect of provident fund @ 10% of basic salary of eligible employees is being made annually as per P.F. Rules administered by Board of Trustees. The eligible employees contribute @ 10% of basic salary.

ii) Insurance Scheme:

Employees of the company are covered under the group term life insurance scheme, the premium there of is paid by company.

iii) Gratuity Scheme:

The above mentioned scheme is going to be introduced as soon as possible and with this end in view a lump sump amount of Tk. 1,00,000.00 (Tk. one lac) only has been provided in this year.

k) Employees' Details:

During the year under review 243 employees were in the employment of the company. As per schedule - XI Part - II of the Companies Act 1994 the employee's remuneration slabs are given as under:

Slab	Number of Employee
Employees receiving salary upto Tk. 3,000 per month.	0
Employees receiving salary above Tk. 3,000 per month.	243
Total no. of employees	**243**

Note: There is no part time employee of the company.

l) Management Expenses:

Management expenses charged to revenue accounts amounting to Tk. 99,664,857 represent approximately 33.20% of gross premium of Tk. 300,176,545 (Including Public Sector Business of TK. 48,877,897). The expenses have been apportioned in proportion to respective classes of insurance business which are as follows:

	Year-2017	Year-2016
Fire	33.30%	35.83%
Marine Cargo	47.30%	44.18%
Marine Hull	1.83%	3.02%
Motor	6.75%	6.42%
Miscellaneous	10.82%	10.55%

m) Dividend:

Cash Dividend @ 12.50% for the year ended 31 December 2017 has been proposed/recommended by the Board, this has however not been considered as "Liability" in accordance with the provisions of the Securities and Exchange Rules 1997. Para 12 of BAS 10 provides that "If an entity declares dividends to holders of equity instruments (as defined in BAS 32 Financial Instruments: Presentation) after the reporting period, the entity shall not recognize those dividends as liability at the end of the reporting period".

n) Cash and Bank Balance:

It comprises cash in hand, cash at bank including FDR and stock of unused insurance stamps.

o) Benefits, Claims and Expenses Recognition:

i) Gross Benefits and Claims

General insurance and health claims include all claims occurring during the year and related internal and external claims handling costs that are directly related to the processing and settlement of claims, a reduction for the value of salvage and other recoveries, and any adjustments to claims outstanding from previous years.

ii) Reinsurance claims

Reinsurance claims are recognized when the related gross insurance claim is recognized according to the terms of the relevant policy.

p) Reporting Period:

Financial Statements of the company cover one calendar year from 01 January 2017 to 31 December 2017.

q) Foreign Currency Translations:

Transactions denominated in foreign currencies are translated into Bangladesh Taka and recorded at rates of exchange ruling on the date of transaction in accordance with BAS 21 "The Effects of Changes in Foreign Currency Rates".

r) Assets of the Company:

As all assets of the company shown in the financial statement that are within the scope of BAS-36 are in physical existence and valued not more than their recoverable amount following Bangladesh Accounting Standards, disclosures with regard to "Impairment of Assets" as per BAS-36 have not been considered necessary.

s) Due from the Directors:

No loan or advance in any form is paid to Directors including Managing Director of the company or to associated undertakings and any of them severally or jointly with any other persons.

t) Reserve for Unexpired Risks:

Reserve for unexpired risk has been made on premium income at the following rates:

Fire	40%
Marine Cargo	40%
Marine Hull	100%
Motor & Miscellaneous	40%

3.00 Investment at Cost–Statutory Deposit:Tk. 25,000,000

This represents the investment in 10 years BGTB's which is held with Bangladesh Bank as statutory deposit under the Insurance Act 1938 as amended in 2010. Interest accrued on the investment has been accounted for.

4.00 Investment in Shares of Listed Company: Tk. 83,324,583

The break up of the above amount is as under:

Shares in Public Limited Company	2017				Balance as on 31.12.16 Taka
	No. of Share	Purchase Price as on 31.12.17 Taka	Market Value as on 31.12.17 Taka	Un-realized gain/(loss) Taka.	
Jamuna Bank Ltd.	1,317,345	20,672,424	28,981,590	8,309,166	20,550,582
One Bank Ltd.	7,002	116,352	168,048	51,696	117,980
Social Islami Bank Ltd.				-	9,071
Jamuna Oil Ltd.	19,603	3,559,905	3,718,689	158,784	3,559,905
Bank Asia Ltd.	1,988	31,773	45,923	14,150	31,773
Meghna Petrolium Ltd.	448	76,339	84,627	8,288	76,339
Ocean Containers Ltd.	10,000	463,011	343,000	(120,011)	652,093
Southeast Bank Ltd.	2,876	53,782	63,847	10,065	58,681
Shahjalal Bank Ltd.	2,047	29,250	67,551	38,301	29,250
Mutual Trust Bank Ltd.	2,484	49,896	86,940	37,044	49,896
RAK Ceramics Ltd.	42,647	2,514,192	2,554,555	40,363	2,514,192
Prime Finance Ltd.	16,300	159,740	198,860	39,120	159,740
Prime Textile Ltd.	9,000	207,900	225,000	17,100	207,900
Meghna Cement Ltd.	9,525	1,010,603	968,693	(41,910)	1,010,603
ICB Islamic Bank Ltd.				-	510
ACI Formulation Ltd.	28,000	5,219,683	4,860,800	(358,883)	5,825,248
IDLC Ltd.	14,776	842,232	1,260,393	418,161	842,232
MI Cement Ltd.	48,021	3,961,733	4,009,754	48,021	3,961,733
Mobil Jamuna Lubricant BDLtd.(MJL)	31,509	3,722,370	3,437,196	(285,174)	2,213,676
Northern Insurance Ltd.	5,729	105,743	136,350	30,607	105,743
Peoples Leasing Ltd	35,000	449,425	479,500	30,075	64,648
Titas Gas T&D Ltd	36,100	1,783,340	1,595,620	(187,720)	1,783,340
Fortune Shoes Ltd	65,000	3,245,263	2,580,500	(664,763)	514,299
Aman Feed Ltd	15,000	1,179,930	954,000	(225,930)	-
BSRM Steel	11,000	1,007,012	863,500	(143,512)	-
Dhaka Bank Ltd	90,000	1,628,098	1,980,000	351,902	-
Exim Bank Ltd	160,000	2,116,199	2,752,000	635,801	-
NCC Bank Ltd	200,000	2,951,781	3,540,000	588,219	-
Premier Bank Ltd	326,400	4,218,322	5,124,480	906,158	-
Aftab Automobiles Ltd.	10,000	666,824	642,000	(24,824)	-
Baraka Power Ltd	51,000	1,818,849	1,754,400	(64,449)	-
BBS Cables Ltd	2,692	173,232	284,544	111,312	-
BD Com Ltd	50,381	1,773,893	1,370,363	(403,530)	-
Doreen Power Ltd	19,700	2,426,847	2,249,740	(177,107)	-
Ifad Autos Ltd	5,000	662,873	630,000	(32,873)	-
NFM Ltd	20,000	431,218	360,000	(71,218)	-
Summit Power Ltd	40,000	1,740,936	1,436,000	(304,936)	-
UPGDCL	1,000	183,933	181,100	(2,833)	-
Nahee Aluminium	5,706	57,060	418,820	361,760	-
WMSHIPYARD	30,000	1,150,590	879,000	(271,590)	-
Grameen Phone Ltd	2,500	1,198,334	1,177,000	(21,334)	-
Confidence Cement Ltd	2,880	467,792	439,200	(28,592)	-
Ghail	10,000	430,214	421,000	(9,214)	-
Total	**2,758,659**	**74,558,893**	**83,324,583**	**8,765,690**	**44,339,434**

Investment in share are non-derivative financial assets that are designated as available for sale. AFS assets are measured at fair value in the balance sheet. Fair value changes on AFS assets are recognized directly in equity, through the statement of changes in equity, except for interest on AFS assets (which is recognized in income on an effective yield basis), impairment losses and (for interest-bearing AFS debt instruments) foreign exchange gains or losses. The cumulative gain or loss that was recognized in equity is recognized in profit or loss when an available-for-sale financial asset is derecognized.

5.00 Accrued Interest: Tk. 5,210,139

The break up of the above amount is as under:

	Taka-2017	Taka-2016
10 years BGTB as appearing under(Note-3.00)	978,358	978,358
Fixed Deposits as appearing under (Note-8.01)	4,231,781	2,884,772
	5,210,139	**3,863,130**

6.00 Amount Due from Other Persons or Bodies Carrying on Insurance Business: Tk. 5,793,134

The break up of the above amount is as under:

Sl No.	Name of Insurance Company		
1	United Insurance Company Ltd.	19,236	19,060
2	Pragati Insurance Ltd.	2,205,824	2,339,091
3	Phoenix Insurance Company Ltd.	41,179	41,179
4	Desh General Insurance Company Ltd.	33,456	33,456
5	Peoples Insurance Company Ltd.	45,669	45,669
6	Rupali Insurance Company Ltd.	177,738	177,738
7	Green Delta Insurance Company Ltd.	78,243	71,169
8	Standard Insurance Ltd.	150,855	150,855
9	Bangladesh General Insurance Company Ltd.	2,229,002	2,621,647
10	Janata Insurance Company Ltd.	272,269	272,269
11	Federal Insurance Company Ltd.	142,419	142,419
12	Prime Insurance Company Ltd.	6,995	6995
13	Union Insurance Company Ltd.	28,058	28,058
14	Reliance Insurance Ltd.	88,418	88,418
15	Pioneer Insurance Company Ltd.	253,357	253,357
16	Eastland Insurance Company Ltd.	7,346	7,346
17	Islami Insurance Company Ltd	3,261	3,261
18	Asia Pacific General Insurance Company Ltd.	9,809	9,809
		5,793,134	**6,311,796**

	Taka-2017	Taka-2016
7.00 Sundry Debtors: Tk. 364,506,166		
The break up of the above amount is as under:		
House Building Loan to employees	294,054	379,566
Staff Advance	92,112	98,224
Staff Car Loan	339,616	400,000
Advance for Registration & Renewal	1,065,910	1,160,181
Security Deposit- Telephone (T&T)	57,500	36,000
Electric Security(Electricity)	504,000	-
Dhaka Tel Tecnology(Advance PABX)	107,080	-
BANCO Securities Services Ltd.-Investment A/C	32,525	32,975
Multi Securities Services Ltd. -Investment A/C	262,664	263,115
Hasan Securities Ltd-Investment A/C	640,394	857,052
Advance Income Tax (Including Cash & TDS) (Note-27.00)	323,283,971	292,880,656
Advance for Office Rent	1,621,615	4,105,363
Greenacre Development Ltd	28,500,000	500,000
Pacific Denims Ltd (IPO Shares)	0	15,000,000
Aman Cotton Fibrous Ltd (IPO Shares)	251,080	-
Archinet Architect & Engineers	6,500,000	-
Oimex Electrode Ltd (IPO Shares)	64,800	-
Rahimafrooz Energy Service Ltd	320,000	-
Nahee Aluminum Composite Panel Ltd (IPO Shares)	57,060	-
Sharif Security Solution	239,295	-
Advance System Technology	213,490	-
Roxy Art Publicity	59,000	-
	364,506,166	**315,713,132**

8.00 Cash and Bank Balances: Tk. 692,771,515		
The break up of the above amount is as under:		
a) Cash Including Cheques in Hand	2,549,252	1,001,057
b) Stamps in Hand	291,635	195,032
c) **Cash at Banks:**		
Short Term Deposit Accounts	68,463,746	104,206,498
Current Accounts	1,462,922	812,608
Fixed Deposits (Note-8.01)	620,003,960	598,803,960
	689,930,628	703,823,066
Total Taka (a+b+c)	**692,771,515**	**705,019,155**

8.01 Fixed Deposits: Tk. 620,003,960

The break up of the above amount is as under:

Sl No.	Name of Bank	Taka-2017	Taka-2016
1	Dhaka Bank Ltd.	7,500,000	11,000,000
2	Janata Bank Ltd	6,500,000	8,500,000
3	Uttara Bank Ltd.	8,000,000	13,000,000
4	IFIC Bank Ltd.	22,500,000	22,000,000
5	National bank Ltd.	11,950,000	9,950,000
6	South East Bank Ltd.	15,200,000	17,700,000
7	Rupali Bank Ltd	1,500,000	1,500,000
8	Prime Bank Ltd.	6,500,000	8,000,000
9	Exim Bank Ltd	43,500,000	48,500,000
10	Dutch Bangla Bank Ltd.	8,500,000	10,000,000
11	Standard Bank Ltd.	13,000,000	11,000,000
12	AB Bank Ltd.	15,500,000	13,800,000
13	Islami Bank Bangladesh Ltd.	27,000,000	19,500,000
14	Al-Arafa Islami Bank Ltd.	16,300,000	18,300,000
15	One Bank Ltd.	6,500,000	7,000,000
16	Pubali Bank Ltd.	12,000,000	13,000,000
17	Social Islami Bank Ltd.	16,000,000	18,000,000
18	First Security Islami Bank Ltd.	11,500,000	7,500,000
19	Mercantile Bank Ltd.	6,000,000	2,500,000
20	Mutual Trust Bank Ltd.	11,000,000	10,000,000
21	Agrani Bank Ltd	6,000,000	5,300,000
22	BASIC Bank Ltd.	8,500,000	9,500,000
23	Bank Asia Ltd.	12,500,000	13,500,000
24	Premier Bank Ltd.	12,000,000	9,500,000
25	Sahmil Bank Of Baharain Ec/Bank Al-Falah Ltd	1,000,000	2,000,000
26	Bangladesh Krishi Bank	1,100,000	1,100,000
27	State Bank Of India	3,000,000	3,000,000
28	Bangladesh Commerce Bank Ltd.	2,500,000	2,500,000
29	Jamuna Bank Ltd.	64,000,000	63,200,000
30	National Credit & Commerce Bank Ltd.	13,000,000	14,000,000
31	Shahjalal Bank Ltd.	4,500,000	2,500,000
32	United Commercial Bank Ltd.	151,000,000	114,500,000
33	The Trust Bank Ltd.	4,000,000	2,000,000
34	Rajshahi Krishi Unnayan Bank.	2,500,000	3,000,000
35	HSBC Bank	-	500,000
36	Lanka Bangla Finance Ltd	1,500,000	-
37	Phoenix Finance & Investment Ltd.	5,000,000	5,000,000
38	Habib Bank Ltd.	1,500,000	1,500,000
39	The City Bank Limited	2,000,000	2,000,000
40	Eastern Bank Ltd.	-	1,000,000
41	Sonali Bank Ltd.	1,500,000	1,500,000
42	NRB Commercial Bank Ltd	6,500,000	4,500,000
43	The Oriental Bank Ltd./ICB Islami Bank Ltd	6,453,960	6,453,960
44	Midland Bank Ltd	1,000,000	-
45	SBAC Bank Ltd	3,500,000	2,000,000
46	NRB Global Bank Ltd	8,000,000	7,000,000
47	Union Bank Ltd.	1,000,000	1,000,000
48	Premier Leasing & Finance Ltd	1,000,000	1,000,000
49	The Farmers Bank Ltd	27,500,000	48,500,000
50	Meghna Bank Ltd	1,500,000	500,000
		620,003,960	**598,803,960**

	Taka-2017	Taka-2016
9.00 Capital Work in Progress: Tk. 215,225,372		
This represents the cost of capital work in progress upto 14th floor of the Company's 17th storried building (including 3 basement) situated at 71 Purana Palton Line, Kakrail, Dhaka.		
The break up of the above amount is as under:		
Opening Balance	157,198,614	118,798,861
Add: Addition during the year	58,026,758	38,399,753
	215,225,372	**157,198,614**
10.00 Fixed Assets: Tk. 524,076,506		
The break up of the above amount is as under:		
This represents the Written Down Value (WDV) of the fixed assets, The details of which have been shown in **"Annexure-A"**		
Cost including revaluation	564,163,901	370,681,436
Accumulated Depreciation	(40,087,395)	(37,664,002)
	524,076,506	**333,017,434**
Details shown in schedule of Fixed Assets " Annexure-A"		
11.00 Share Capital: Tk. 401,250,000		
a) Authorized Capital 120,000,000 Ordinary Shares of Tk. 10 each	1,200,000,000	1,200,000,000
b) Issued, Subscribed & Paid-up Capital Tk. 401,250,000		
The break up of the above amount is as under:		
1,500,000 Ordinary shares of Tk. 100/- each called & paid up in full	150,000,000	150,000,000
1,500,000 Ordinary shares of Tk. 100/- each fully paid-up as Bonus Shares during the year 2010	150,000,000	150,000,000
7,500,000 Ordinary shares of Tk. 10/- each fully paid-up as Bonus Shares during the year 2011	75,000,000	75,000,000
2,625,000 Ordinary shares of Tk. 10/- each fully paid-up as Bonus Shares during the year 2014	26,250,000	26,250,000
Total	**401,250,000**	**401,250,000**

11.01 The percentage of shareholding by different categories of shareholders are as follows:

The break up of the above amount is as under:

No. of Holders	Holdings	Total Holdings
482	01 to 500 Shares	0.20%
1,689	501 to 5,000 Shares	6.51%
117	5,001 to 10,000 Shares	2.14%
66	10,001 to 20,000 Shares	2.36%
25	20,001 to 30,000 Shares	1.57%
14	30,001 to 40,000 Shares	1.21%
12	40,001 to 50,000 Shares	1.38%
25	50,001 to 100,000 Shares	4.21%
20	100,001 to 1,000,000 Shares	23.05%
9	Over 1,000,000 Shares	57.37%
2,459	**Total**	**100.00%**

11.02 Composition of the shareholders:

The break up of the above amount is as under:

Sl No.	Particulars	Shares in 31 December 2017			Shares in 31 December 2016		
		No. of Shares	Value of Shares (Tk.)	%	No. of Shares	Value of Shares (Tk.)	%
1	Director/Sponsor	19,985,460	199,854,600	49.82	21,250,735	212,507,350	52.97
2	Institutions	11,909,013	119,090,130	29.68	5,587,384	55,873,840	13.93
3	General Public	8,230,527	82,305,270	20.50	13,286,881	132,868,810	33.10
Total		**40,125,000**	**401,250,000**	**100.00**	**40,125,000**	**401,250,000**	**100.00**

11.03 Market Price:

The share of the company are listed with both the Dhaka Stock Exchange Ltd. and Chittagong Stock Exchange Ltd. and quoted market price was Tk. 24.60 per share in the DSE and Tk. 23.80 Per share in the CSE on 31 December 2017.

12.00 Share Premium Tk. 18,000,000

This represents the sum received against 900,000 ordinary shares of Tk. 100 each issued in 2010 at premium of Tk. 20 per share.

13.00 Reserve for Exceptional Loss: Tk. 184,891,097

	Taka-2017	Taka-2016
The break up of the above amount is as under:		
This represents the aggregate sum of reserve created in each year from 2000 as per requirement of Income Tax Ordinance 1984 (Schedule-IV). It is calculated equivalent to maximum of 10% of the net premium income of the respective year. The movement of the fund is as under.		
Opening balance	165,555,325	148,557,010
Add: Created this year	19,335,772	16,998,315
	184,891,097	**165,555,325**

14.00 General Reserve: Tk. 10,000,000

This represents sum of the reserve created in 2009

15.00 Dividend Equalization Reserve: Tk. 20,000,000

This represents sum created in 2009

16.00 Investment Fluctuation Reserve: Tk. 25,000,000

This represents the sum created in 2009

17.00 Revaluation Reserve : Tk. 193,136,940

The Company revalued its 7.09 Kathas Land situated at 71 Purana Paltan Line, Dhaka-1000 on 5 October 2017 by IIS consulting (BD) Ltd. following the resulution of the Board of Directors on 31.07.2017 to make a reflection of the present value of the assets in the financial statements as on 31 December 2017.

Details of the revaluation of the assets are given belows:

Particulars	Net book value as on 31.12.16	Revalued Amount	Value increase due to revaluation
7.09 Kathas Land	111,024,060	304,161,000	193,136,940

As per Bangladesh Financial Reporting Standards the amount of value increased due to revaluation has been accounted for as Revaluation Reserve.

18.00 Balance of Fund and Accounts: Tk. 77,479,409

The break up of the above amount is as under:

This represents the sum of the reserve as per requirement of the Insurance Act equivalent to certain % of current year premium income. The break-up of the sum is:

Fire Insurance Revenue Account	25,735,440	22,944,397
Marine Insurance Revenue Account	41,778,592	37,895,012
Miscellaneous Insurance Revenue Account	9,965,377	7,336,604
	77,479,409	68,176,013

19.00 Premium Deposits: Tk. 151,312,629

	Taka-2017	Taka-2016

This represents the sum of premium received against cover notes which will be adjusted to premium income upon initiation of risk and issuance policy in due course.

20.00 Estimated Liabilities in Respect of Outstanding Claims Whether Due or Intimated: Tk. 106,975,889

The make-up of the sum is as follows:
This represents the sum of dues in respect of following classes of insurance business:

Fire	38,096,541	38,057,214
Marine	60,692,420	60,664,325
Miscellaneous	8,186,928	7,946,963
	106,975,889	**106,668,502**

All the claims of which the management is aware of as per intimation up to the year end have been taken into consideration while estimating these net liabilities in respect of outstanding claims.

21.00 Amount Due to Other Persons or Bodies Carrying on Insurance Business: Tk. 81,327,844

The make-up of the sum is as follows:

This represents the due payable in respect of re-insurance and co-insurance premium, the make-up whereof is as under:

Sl No.	Name of Insurance Company		
1	Shadharan Bima Corporation	81,266,614	112,098,620
2	City General Insurance Company Limited.	1,225	1,225
3	Continental Insurance Limited.	16,017	16,017
4	Agrani Insurance Company Limited.	2,830	2,830
5	Eastern Insurance Company Ltd	9,041	9,041
6	Republic Insurance Company Limited.	20,684	20,684
7	Sonar Bangla Insurance Ltd	-	28,074
8	Karnafully Insurance Company Limited	11,433	11,433
		81,327,844	**112,187,924**

22.00 Provision for Taxation: Tk. 442,900,000

The make-up of the sum is as follows:

The amount includes Tk. 40,700,000 being income tax provision made for the accounting year ended on 31st December 2017 (Assessment Year 2018-2019) in accordance with the best estimate of the management on lump sum basis but without considering admissible and inadmissible expenses and the make-up of the sum is as follows:

Opening balance	402,200,000	366,600,000
Current year (Note-22.01)	40,700,000	35,600,000
	442,900,000	**402,200,000**

22.01 Calculation of Income Tax:

Net Profit (As per Statement of Comprehensive Income)		116,183,507	99,822,993
Less : Exceptional loss reserve		(19,335,772)	(16,998,315)
Less : Gain on Sale of Shares		(7,581,426)	(2,783,900)
Less : Dividend		(4,251,260)	(3,568,952)
		85,015,049	**76,471,826**
Income tax rate @ 40.00% on Tk.	85,015,049	34,006,019	30,588,731
Income tax (Lump sum)		5,000,000	4,000,000
Dividend tax rate @ 20% of Tk.	4,251,260	850,252	713,790
Gain on Sale of shares 10% of Tk.	7,581,426	758,143	278,390
		40,614,414	**35,580,911**
	Say Tk.	**40,700,000**	**35,600,000**

23.00 Sundry Creditors : Tk. 110,871,151

The make-up of the sum is as follows:

	Taka-2017	Taka-2016
Share Application Money	13,757,356	13,757,356
Security Deposit against Open Policy/ Trade Creditors	18,509,762	12,009,762
Audit Fees Payable (Special and Statutory Audit)	839,398	704,398
Salary Payable	4,764,429	432,370
Provident Fund	11,931,901	6,374,415
Gratuity Fund	6,600,000	6,500,000
Workers' Profit Participation Fund**	8,668,458	11,212,356
Income Tax (Deducted at Source)	839,301	945,772
VAT (Deducted at Source)	391,579	267,247
Advertisement Bill Payable	50,000	50,000
Printing Bill Payable	750,000	850,000
VAT on Premium (Paid by Challan No. T-1, 25, 26, 29 date-11.01.18, 15.01.18, 15.01.18, 15.01.18	2,750,615	2,182,062
Greenacre Development Limited (Security Deposit)	15,551,104	12,756,388
Haroon Enginerring Ltd. (Security Deposit)	248,850	-
Confidence Trade Ltd. (Security Deposit)	1,295,439	-
Rahimafrooz Energy Service Ltd(Security Deposit)	144,000	-
Others Creditors	519,977	500,756
Agency Commission Payable	18,955,569	-
* Unclaimed/Unpaid Dividend-2009	1,794,675	1,794,675
* Unclaimed/Unpaid Dividend-2012	427,093	427,093
* Unclaimed/Unpaid Dividend-2013	639,725	639,725
* Unclaimed/Unpaid Dividend-2014	337,488	339,026
* Unclaimed/Unpaid Dividend-2015	626,359	910,902
* Unclaimed/Unpaid Dividend-2016	478,073	-
	110,871,151	**72,654,303**

* Dividend warrant for the years 2009, 2012 , 2013, 2014, 2015 & 2016 already issued as per SEC Rule, but no claim have been made by the shareholders up to the date of 31st December 2017.

** No provision for Workers Profit Participation Fund(WPPF) was made with the view that the WPPF as required under Bangladesh Labor laws 2006 (as amended in July 2013) is not applicable for the insurance company according to the practice of insurance business

24.00 Interest Dividends and Rents: TK. 41,989,190

The make-up of the sum is as follows:

Interest on BGTB's	2,971,200	2,971,200
Interest on Fixed Deposits	31,506,943	36,633,587
Interest on STD Accounts	3,259,787	2,937,999
Dividend	4,251,260	3,568,952
	41,989,190	**46,111,738**

25.00 Other Income: Tk. 7,587,978

The make-up of the sum is as follows:

Capital Gain on Sale of Shares	7,581,426	2,783,900
Capial gain/(Loss) on sale of Fixed Assets	3,152	351,722
Co-Insurance Service & Endorsement Charges	3,400	5,214
Sale of Tender forms and Others	-	110,538
	7,587,978	**3,251,374**

26.00 Allocation of Management Expenses: Tk. 99,664,857

The make-up of the sum is as follows:

Fire	33,188,236	35,128,101
Marine	48,963,609	46,272,839
Miscellaneous	17,513,012	16,645,460
	99,664,857	**98,046,400**

The expenses have been charged to Revenue Accounts at the ratio of Gross Premium earned on direct Business against each class of Insurance.

27.00 Income Tax Assessment Status: Tk. 323,283,971

The make-up of the sum is as follows:

Accounting Year	Assessment Year	Provision for Income Tax	Liabilities as per assessment order	Advance Income Tax Paid	Balance of liabilities as per assessment, appeal tribunal	Remarks
2000	2001-2002	Nil	5,666,090	205,049	196,655	Writ to High Court
2001	2002-2003	Nil	3,401,210	314,311	1,337,232	Writ to High Court
2002 to 2004	2003-2004 to 2005-2006	Nil	Nil	Nil	Nil	Assessment Finalized
2005	2006-2007	3,500,000	8,152,779	4,594,998	3,557,781	Writ to High Court
2006	2007-2008	2,900,000	5,680,645	3,859,092	1,821,553	Writ to High Court
2007	2008-2009	5,000,000	7,352,497	2,433,289	4,919,208	Writ to High Court
2008	2009-2010	5,600,000	11,474,592	5,550,263	5,924,329	Writ to High Court
2009	2010-2011	10,600,000	18,518,523	11,528,811	6,989,712	Writ to High Court
2010	2011-2012	27,000,000	28,605,017	17,707,799	10,897,218	Writ to High Court
2011	2012-2013	39,500,000	27,219,223	27,219,223	-	Appeal filed
2012	2013-2014	60,900,000	62,685,241	52,329,113	10,356,128	Writ to High Court
2013	2014-2015	74,600,000	75,577,613	58,230,382	17,347,231	Writ to High Court
2014	2015-2016	75,600,000	79,088,768	47,846,274	31,242,494	Appeal under process
2015	2016-2017	61,400,000		38,666,230		Assessment not yet done
2016	2017-2018	35,600,000		31,970,138		Assessment not yet done
2017	2018-2019	40,700,000		20,828,999		Income Tax return not yet due
Total		**442,900,000**		**323,283,971**	**94,589,541**	

28.00 Insurance Act Relevant Information

a) During the year under review nothing was paid to the directors of the company as board meeting and committee meeting attendance fee.

b) During the year under review no compensation was allowed to the Chief Executive Officer of the company or any member of the board for special services rendered.

c) During the year nothing was earned as premium against guarantees issued.

29.00 Net Assets Value Per Share (NAV):

29.01 COMPUTATION OF NET ASSETS VALUE PER SHARE (NAV) WITHOUT REVALUATION:

The make-up of the sum is as follows:

Particulars	Taka-2017	Taka-2016
Investments	108,324,583	69,339,434
Interest, dividend & rent outstanding	5,210,139	3,863,130
Amounts due from other persons or bodies carrying on insurance business	5,793,134	6,311,796
Sundry debtors	364,506,166	315,713,132
Cash & cash equivalent	692,771,515	705,019,155
Stationery in hand	383,635	512,439
Other accounts	546,164,938	490,216,048
Total Assets (A)	**1,723,154,110**	**1,590,975,134**
Balance of funds and accounts	77,479,409	68,176,013
Premium deposits	151,312,629	112,900,401
Liabilities & provisions	188,303,733	218,856,426
Sundry Creditors including provision for taxation	553,771,151	474,854,303
Total Liabilities (B)	**970,866,922**	**874,787,143**
Net Assets (A-B)	**752,287,189**	**716,187,991**
Face Value Per Share	**10**	**10**
Number of Shares (Actual) (C)	**40,125,000**	**40,125,000**
Net Assets Value per share (A-B)/C : Taka	**18.75**	**17.85**

29.02 Computation of Net Assets Value Per Share (NAV) with Revaluation:

The make-up of the sum is as follows:

Particulars	Taka-2017	Taka-2016
Investments	108,324,583	69,339,434
Interest, dividend & rent outstanding	5,210,139	3,863,130
Amounts due from other persons or bodies carrying on insurance business	5,793,134	6,311,796
Sundry debtors	364,506,166	315,713,132
Cash & cash equivalent	692,771,515	705,019,155
Stationery in hand	383,635	512,439
Other accounts	739,301,878	490,216,048
Total Assets (A)	**1,916,291,050**	**1,590,975,134**
Balance of funds and accounts	77,479,409	68,176,013
Premium deposits	151,312,629	112,900,401
Liabilities & provisions	188,303,733	218,856,426
Sundry Creditors including provision for taxation	553,771,151	474,854,303
Total Liabilities (B)	**970,866,922**	**874,787,143**
Net Assets (A-B)	**945,424,128**	**716,187,991**
Face Value Per Share	**10**	**10**
Number of Shares (Actual) (C)	**40,125,000**	**40,125,000**
Net Assets Value per share (A-B)/C : Taka	**23.56**	**17.85**

30.00 Earnings Per Share (EPS) (According to BAS 33): Tk. 1.88

The make-up of the sum is as follows:

The Company calculates its Earnings per Share (EPS) in accordance with the International Accounting Standards adopted as BAS-33. Calculation of EPS is shown below:

Net Profit before Tax	116,183,507	99,822,993
Less: Provision for Taxation	40,700,000	35,600,000
Net Profit after Tax	**75,483,507**	**64,222,993**
No. of Shares	40,125,000	40,125,000
Earning Per Share (EPS):	**Tk. 1.88**	**Tk. 1.60**
01. Continuing Operations:		
$EPS = \frac{\text{Earnings to Ordinary shares}}{\text{Weighted average no. of shares}}$	65,259,216	58,862,321
	40,125,000	40,125,000
	Tk. 1.63	**Tk. 1.47**
02. Including Extra Oridinary Income:		
$EPS = \frac{\text{Earnings to Ordinary shares}}{\text{Weighted average no. of shares}}$	75,483,507	64,222,993
	40,125,000	40,125,000
	Tk. 1.88	**Tk. 1.60**

31.00 Contingent Liability:

There was a demand of Tk. 94,589,541 by the income tax authority for payment of tax in excess of the amount of management expenses claimed by the company during the accounting year 2000, 2001, 2005 to 2014. The company filed a writ to the High Court Division of the hon'ble Supreme Court of Bangladesh. for the year 2000, 2001, 2005 to 2014.

The hon'able High Court has disposed off the writ in favour of the company for some of the years while similar favorable order is expected for the rest of the years. Therefore the liability is contingent upon the final verdict of the court.

32.00 Subsequent Event:

a) Dividend for the year 2017 recommended by the board of directors on 30 April 2018 has not been considered as a liability in the financial statements which is in compliance with the Bangladesh Accounting Standard (BAS) 10 Para 12.

b) There is no other significant event that has occurred between the Financial Position date and the date when the Financial Statements were authorized for issue by the Board of Directors.

A.Q.M Wazed Ali	Biswajit Saha	M. Mofizul Islam	Hamida Rahman
Chief Executive Officer	Director	Director	Chairman

DHAKA INSURANCE LIMITED

CLASSIFIED SUMMARY OF ASSETS IN BANGLADESH

AS AT 31 DECEMBER 2017

FORM-AA

Class of Assets	Book Value (Taka)	Remarks
Statutory Deposit with Bangladesh Bank (10 years BGTBs)	25,000,000	Not quoted in Market
Shares (Market Value)	83,324,583	Quoted in Market
In Fixed Deposit Account with Banks	620,003,960	Realisable Value
In Short Term Deposit Account with Banks	68,463,746	Realisable Value
In Current Account with Banks	1,462,922	Realisable Value
Cash, Cheques and Stamp in Hand	2,840,887	Realisable Value
Accrued Interest	5,210,139	Realisable Value
Amounts Due from Other Persons or Bodies Carrying on Insurance Business	5,793,134	Realisable Value
Fixed Assets	524,076,506	At cost including revaluation less depreciation
Capital Work in Progress	215,225,372	At Cost
Sundry Debtors	364,506,166	Realisable Value
Stationery and Forms in Hand	383,635	At Cost
Total	**1,916,291,050**	

A.Q.M Wazed Ali
Chief Executive Officer

Biswajit Saha
Director

M. Mofizul Islam
Director

Hamida Rahman
Chairman

FAMES & R
Chartered Accountants

Dated: 30 April 2018
Place: Dhaka

SCHEDULE OF

AS AT

Particulars	COST					Rate
	Balance as at 01.01.2017	Additions during the year	Revaluation	Sold/Adj during the year	Total as at 31.12.2017	
	1	2		3	4=(1+2-3)	5
Land	318,660,423	-	193,136,940	-	511,797,363	-
Furniture & Fixture	3,926,715	-	-	1,100	3,925,615	10%
Office Equipment	526,862	-	-	2,500	524,362	10%
Computers	4,842,657	501,625	-	40,000	5,304,282	20%
Electrical Equipment	688,253	-	-	-	688,253	20%
Telephone Installation	956,862	-	-	-	956,862	10%
Motor Cycle	984,581	-	-	-	984,581	20%
Motor Vehicle	35,843,851	-	-	-	35,843,851	20%
Office Decoration	2,979,154	-	-	-	2,979,154	10%
Air cooler	1,191,663	-	-	112,500	1,079,163	10%
Other Assets	80,415	-	-	-	80,415	20%
Total	**370,681,436**	**501,625**	**193,136,940**	**156,100**	**564,163,901**	

Note:1) Land Tk. 511,797,363

a) The quantity of 11.6985 decimal land (7.09Katha) at 71 Purana Paltan Line, Dhaka was bought on 22.02.2010 and revalued on 05.10.17 — Tk. 304,161,000

b) The quantity of 25.80 decimal land (15.64 Katha) at 47/3 Toyenbee Circular Road, Wari, Dhaka was bought on 26.06.2011 — Tk. 207,636,363

Total — **Tk. 511,797,363**

2) Motor Vehicle Tk.35,843,851

This represents cost of 22 motor cars bought from time to time .

LIMITED

FIXED ASSETS

31 DECEMBER 2017

Annexure-A

DEPRECIATION				Written down Value as on 31.12.2017	Written down Value as on 31.12.2016
Depreciation as at 01.01.2017	Charged for the year	Sold/Adj during the Year	Total as at 31.12.2017		
6	7=(4-6)*Rate	8	9=(6+7-8)	10=(4-9)	11
-		-	-	511,797,363	318,660,423
2,607,773	131,879	789	2,738,863	1,186,752	1,318,942
366,397	16,007	1,715	380,689	143,673	160,465
3,424,529	303,600	37,251	3,690,878	1,613,404	1,418,128
516,370	34,377	-	550,747	137,506	171,883
692,145	26,472	-	718,617	238,245	264,717
811,915	34,533	-	846,448	138,133	172,666
26,553,581	1,858,054	-	28,411,635	7,432,216	9,290,270
2,044,008	93,515	-	2,137,523	841,631	935,146
590,639	59,577	101,997	548,219	530,944	601,024
56,645	7,131	-	63,776	16,639	23,771
37,664,002	**2,565,145**	**141,752**	**40,087,395**	**524,076,506**	**333,017,435**

DHAKA INSURANCE LIMITED
SCHEDULE OF MANAGEMENT EXPENSES (ALLOCATED)
FOR THE YEAR ENDED 31 DECEMBER 2017

Particulars	Taka-2017	Taka-2016
Staff Salary	54,392,477	53,411,314
Bonus	7,932,498	7,343,387
Office Rent	10,384,421	9,149,242
Rates & Taxes	236,269	674,608
Telephone	1,082,354	1,242,968
Electricity	1,672,707	1,394,545
Printing & Stationery	2,815,888	2,894,822
Postage & Telegram	371,935	340,748
Repairs & Maintenance	414,201	463,298
Travelling & Conveyance	1,113,765	1,089,568
Motor Expenses Fuel	3,994,325	4,020,494
Motor Expenses Maintenance	2,806,852	3,073,418
Staff Training	8,500	32,500
Entertainment Expenses	309,713	488,403
Staff Tea	291,806	269,318
Medical Expenses	117,794	180,641
Papers & Periodicals	76,343	75,449
Bank Charges	753,610	798,507
Insurance Premium	638,178	682,376
Co-Insurance Service Charge	14,487	71,104
Co-Insurance Mgt. Expenses	3,712,498	3,227,831
Office Cleaning & Up - Keep	116,309	108,869
Group Insurance	47,186	46,025
General Expenses	2,060,271	1,842,858
Uniform	83,416	178,090
Registration & Renewal Fee	1,160,181	1,676,137
Employers Contribution to Provident Fund	2,312,783	2,152,895
AGM Expenses	138,335	186,450
Gratuity Fund	100,000	500,000
Total	**99,159,102**	**97,615,865**

DHAKA INSURANCE LIMITED
ALLOCATION OF MANAGEMENT EXPENSES
FOR THE YEAR ENDED 31 DECEMBER 2017

Class of Business	Gross Premium Income (Tk.)	Management Expense(Tk.)	Stamp(Tk.)	Total(Tk.)
Fire	99,467,940	32,857,836	330,400	33,188,236
Marine Cargo	142,703,456	47,140,081	-	47,140,081
M. Hull	5,520,223	1,823,528	-	1,823,528
Motor	20,093,558	6,637,624	92,105	6,729,729
Miscellaneous	32,391,368	10,700,033	83,250	10,783,283
Total 2017	**300,176,545**	**99,159,102**	**505,755**	**99,664,857**
Total 2016	**264,822,150**	**97,615,865**	**430,535**	**98,046,400**

ঢাকা ইন্স্যুরেন্স লিমিটেড
Dhaka Insurance Limited
Head Office : Dhaka Insurance Bhaban, 71, Purana Paltan Line, Dhaka-1000, Bangladesh.

Proxy Form

I/We_____

of _____

being a member of **Dhaka Insurance Limited** do hereby appoint

Mr./Mrs./Miss._____

of _____
or (failing his/her)

Mr./Mrs./Miss._____

of _____

as my/our proxy, to vote for me/us and on my/our behalf at the 18th Annual General Meeting of the Company to be held on 25th June, 2018 at 10.30 a.m. at Multipurpose Hall, Institution of Diploma Engineers Bangladesh, IDEB Bhaban,160/A, Kakrail, Dhaka-1000 and at any adjournment thereof at any ballot to be taken in consequence thereof.

Singed this _____day of _____2018

Signature of Proxy : ..... **Signature of Shareholder :** .....

Revenue Stamp Tk. 20/-

No. of Share Held : .....

Folio/BO ID No. : .....

Note;
1) This from of proxy, duly completed, must be deposited at least 48 hours before the meeting at the Company's Head office. Proxy is invalid if not signed and stamped as explained above.

2) Signature of the Shareholder should agree with the Specimen Signature registered with the Company.

ঢাকা ইন্স্যুরেন্স লিমিটেড
Dhaka Insurance Limited
Head Office : Dhaka Insurance Bhaban, 71, Purana Paltan Line, Dhaka-1000, Bangladesh.

Attendance Slip

I hereby record my attendance at the **EIGHTEENTH ANNUAL GENERAL MEETING** of the Company being held on 25th June, 2018 at 10.30 a.m. at Multipurpose Hall, Institution of Diploma Engineers Bangladesh, IDEB Bhaban,160/A, Kakrail, Dhaka-1000.

Name of Member/Froxy : .....

Folio/BO ID No. : .....

No. of Share Held : .....

Signature : ..... **date :** .....

Note: **1. Shareholders attending meeting in person or by proxy are requested to complete the Attendance slip and submit the same at the entrance of the meeting hall.**

2. As per BSEC's Notification No. SEC/CMRRCD/2009-193/154 dated 24th October, 2013 "No benefit in cash or kind other than in the form of Cash Dividend or Stock Dividend, shall be paid to the holders of equity securities"

AMARSTOCK

AMAR STOCK

ঢাকা ইন্স্যুরেন্স লিমিটেড

DHAKA INSURANCE LIMITED

THE TRUSTED HOUSE OF INSURANCE

Head Office :
Dhaka Insurance Bhaban
71, Purana Paltan Line,
Dhaka-1000, Bangladesh.

Tel. : +880 (2) 58316139-43
58316146, 58316147, 58316148
Fax : +880 (2) 58316144-5
E-mail : contact@dhakainsurancebd.com
dil.ho@hotmail.com

www.dhakainsurancebd.com