

Annual Report 2016

Dutch-Bangla Bank Limited

Your Trusted Partner


AMAR STOCK

Annual Report 2016



Dutch-Bangla Bank Limited

YOUR TRUSTED PARTNER

AMAR STOCK


AMAR STOCK





Partial view of attendance of the Hon'ble Shareholders and Members of the Board of Directors at 20th AGM

NOTICE OF THE 21st ANNUAL GENERAL MEETING

Notice is hereby given that the 21st Annual General Meeting (AGM) of the Hon'ble Members of Dutch-Bangla Bank Limited (the Bank / the Company) will be held on Thursday, March 30, 2017 at 10:00 A.M. at 'Convention Hall (ground floor)' of Senamalancha, Dhaka Cantonment, Dhaka, Bangladesh to transact the following business:

Agenda

01. To receive, consider and adopt the Audited Financial Statements of the Company with Auditors' Report thereon and the Directors' Report for the year ended December 31, 2016.
02. To declare dividend for the year 2016.
03. To elect Directors.
04. To appoint Auditors for the year 2017 and fix up their remuneration.

By order of the Board



Md. Monirul Alam, FCS
Company Secretary
Dated: Dhaka, March 16, 2017

NOTES

i. The 'Record Date' for the purpose was Wednesday, March 15, 2017.

ii. The Members' whose names would appear on the 'Record Date' in the Member / Depository Register of the Company are eligible to attend the meeting and entitled to dividend.

iii. Hon'ble Members are requested to submit their written option to the Company regarding the way of receiving their dividend within March 16, 2017, otherwise, the dividend will be paid through BEFTN or any other mode as may be deemed appropriate by the Company.

iv. A Member eligible to attend and vote at the Annual General Meeting may appoint a proxy to attend and vote on his / her behalf. Proxy Form must be affixed with revenue stamp of Taka 20.00 and submitted to the Registered Office of the Company not later than 72 hours before the time fixed for the Annual General Meeting.

v. The election of Directors of the Company will be dealt with as per rules and regulations in force.

vi. The existing auditors, M/s. A. Qasem & Co., Chartered Accountants will retire and as per rule, they are eligible for re-appointment.

vii. Annual Report, among others, including the Directors' Report and audited Financial Statements of the Bank for the year ended 31st December 2016 will be available at the Bank's Website (www.dutchbanglabank.com) before the date of AGM.

viii. Hon'ble Members are requested to update their mailing address with cell No., bank account No., branch routing No., signature and other related information in their BOID number maintained with DP before the 'Record Date'.

ix. Hon'ble Members are requested to provide their e-TIN to their Depository Participants (for BOID number holders) and share department of the Bank (for Folio number holders) before the 'Record Date' with a view to update their records, failing which, income tax at source will be deducted from Cash Dividend @ 15% (fifteen percent) instead of @ 10% (ten percent) (for individual) as per income tax rules in force.

x. Depositary Participants (DP) / Stock Brokers are requested to send the list of Margin Account Holders, if any, within March 20, 2017 to the Company, otherwise, the dividend will be paid to Hon'ble Members bank account whose names would appear on the 'Record Date'.

xi. No gift or benefit in cash or kind shall be paid / offered to the Hon'ble Members in the 21st AGM of the Bank as per BSEC Circular and listing regulations of Stock Exchanges.

Vision

Dutch-Bangla Bank dreams of better Bangladesh, where arts and letters, sports and athletics, music and entertainment, science and education, health and hygiene, clean and pollution free environment and above all a society based on morality and ethics make all our lives worth living. DBBL's essence and ethos rest on a cosmos of creativity and the marvel-magic of a charmed life that abounds with spirit of life and adventures that contributes towards human development.


AMAR STOCK

Mission

Dutch-Bangla Bank engineers enterprise and creativity in business and industry with a commitment to social cause. “Profits alone” do not hold a central focus in the Bank’s operation; because “man does not live by bread and butter alone”.


AMAR STOCK

Core objectives

Dutch-Bangla Bank believes in its uncompromising commitment to fulfill its customer needs and satisfaction and to become their first choice in banking. Taking cue from its pool of esteemed clientele, Dutch-Bangla Bank intends to pave the way for a new era in banking that upholds and epitomizes its vaunted marques "Your Trusted Partner".


AMAR STOCK



CONTENTS

notice of the 21st annual general meeting	4
vision	5
mission	7
core objectives	9
the board and its committees	12
chairman's foreword	13
from the desk of the managing director & CEO	17
stakeholders' information	21
segments analysis	36
sustainability report	39
corporate governance	53
status of compliance with the conditions imposed by BSEC on corporate governance	59
report of the audit committee of the board	70
certificate of managing director & CEO and chief financial officer (CFO) to the board	72
certificate on compliance status of corporate governance guidelines of BSEC	73
risk management	75
disclosures on risk based capital (Basel III)	107
banking automation	139
financial inclusion	165
awards	189
agreements signed	193
events	197
retail banking, school banking & SME finance	205
agricultural credit	219
green banking	229
social cause	237
economy and financial market	299
some of the projects financed by Dutch-Bangla Bank	321
directors' report	331
directors' responsibility for internal control and financial reporting	358
auditors' report	359
financial statements	363
off-shore banking unit	437
top management of dbbl	449
dbbl branches	450
forward looking statements	457
list of abbreviations	458
proxy form	459

DMARSTOCK

THE BOARD & ITS COMMITTEES

The Board

Chairman

Mr. Sayem Ahmed

Directors

Mr. Abedur Rashid Khan	: Sponsor Director
Mr. Bernhard Frey	: Nominee of Ecotrim Hong Kong Limited
Mr. Md. Fakhrul Islam	: Elected from General Public Shareholders' Group
Mr. Md. Nazim Uddin Bhuiyan, FCMA	: Independent Director
Mr. Mohd. Khorshed Alam	: Independent Director
Mr. Abul Kashem Md. Shirin	: Ex-officio Director (Managing Director & CEO)

The Committees of the Board

1. Executive Committee

Mr. Abedur Rashid Khan	: Chairman
Mr. Sayem Ahmed	: Member
Mr. Abul Kashem Md. Shirin	: Member

2. Audit Committee

Mr. Md. Nazim Uddin Bhuiyan, FCMA	: Chairman
Mr. Md. Fakhrul Islam	: Member
Mr. Mohd. Khorshed Alam	: Member

3. Risk Management Committee

Mr. Abedur Rashid Khan	: Chairman
Mr. Sayem Ahmed	: Member
Mr. Md. Nazim Uddin Bhuiyan, FCMA	: Member

Founder, Dutch-Bangla Bank & Chairman, Dutch-Bangla Bank Foundation

Mr. M. Sahabuddin Ahmed

AMAR STOCK



CHAIRMAN'S FOREWORD

Bismillahir Rahmanir Rahim

Dear Shareholders

Assalamu Alaikum

It is a great pleasure and honor to welcome you at the 21st Annual General Meeting of the members of Dutch-Bangla Bank Limited. On behalf of the Board of Directors and from myself, I would like to express my sincere gratitude to all of you for your active support. It is your kind patronage and relentless support that have always resulted in continued success for the Bank.

In its 21 years of existence, Dutch-Bangla Bank has transformed the banking landscape of Bangladesh with its innovation and integrity. The Bank continues to grow with the values that were established since it's founding for a bigger and better future.

Business Environment

The Bangladesh economy registered 7.1% GDP growth in FY 2016 against GDP growth of 6.6% in FY 2015. In absence of high agricultural growth, the 7.1 percent GDP growth was mainly due to the industry and services sectors. The industry sector grew by 11.1 percent, followed by services sector (6.3 percent) while the agriculture sector grew by a moderate 2.8 percent. Out of the overall GDP growth, 3.4 percent was contributed by the industry sector, followed by the services sector (3.3 percent) and the agriculture sector (0.4 percent).

Bangladesh Bank pursued a cautious yet growth friendly monetary policy stance for FY 2016. The objective of the monetary policy was to attain the target growth as well as to maintain price and macroeconomic stability. Dutch-Bangla Bank was heavily involved in inclusive and environmentally sustainable financing of economic activities.

The near- and medium-term outlook for Bangladesh economy looks positive, supported by higher domestic and foreign investments, buoyant trade, capital inflows and favorable inflationary environment.

Global economic prospects remain sluggish and growth has been revised downward, particularly for the advanced countries (WEO, October 2016). Most of the macroeconomic indicators in Bangladesh are performing well and domestic demand remains buoyant.

In 2015, Bangladesh reached the lower middle-income country status, and expects to reach upper middle-income country status by 2030 or earlier. The government's focus on easing infrastructure bottlenecks and improving business climate would support potential growth and medium term growth performance. The government's prudent fiscal policy, accompanied by the Bangladesh Bank's monetary policy and effective supervision are expected to support macro-financial stability.

From a macro perspective, domestic demand growth is expected to remain robust over the near and medium-term reflecting demographics, investments, and improving infrastructure and cost of doing business. Furthermore, favorable monetary conditions would likely support growth but economic spillovers from weaker external demand need to be closely monitored.

Dutch-Bangla Bank's main goal, regardless of any business environment, is for a safe and steady growth. Because of our conservative banking practices, Dutch-Bangla Bank was largely immune to many large-scale frauds and loopholes in the banking system. But the Bank did take the national issues that came to light and Bangladesh Bank guidelines to make our internal controls stronger and safer.

The Bank has adopted new technologies and guidelines that make every part of the Bank more transparent to the central management. It has cut down the processes that used to take hours, will now take a few minutes. The Bank has introduced new divisions that are equipped to handle tasks faster in a transparent manner.

Mobile Banking and Agent Banking

Dutch-Bangla Bank continues to make advancements in Mobile Banking. More importantly, the Bank takes a fully KYC compliant mobile banking stance. Because of this strict adherence to banking principles and rules, there has been no extortion, fraud, robberies, or killings using our mobile banking system. The bank stands as the only KYC-compliant major mobile banking service provider in Bangladesh.

Mobile Banking is by no means profitable and does not seem to be profitable even in the foreseeable long term. But the Bank sees this as its duty, to bring financial inclusion to all of Bangladesh. The Bank does not have

any plans to exit this sector because offering Mobile Banking for the unbanked and rural population of Bangladesh is an undertaking that we conduct regardless of financial viability.

In order to reinforce our commitment to marginal people mainly those unbanked masses living mostly in rural areas, we introduced Agent Banking operation in 2015, which will be further expanded in coming years using latest technology to fulfill the ever growing demand of customers in a cost-effective manner.

ATM Services

Dutch-Bangla Bank gives free transactions to its customers. The charges for other banks are insignificant as determined by Bangladesh Bank the Bank is effectively subsidizing all of Bangladesh with this service.

The Bank approached ATM services as a component of the Social Cause program, where the intrinsic value of the system would outweigh the financial costs. We have enabled cash withdrawals and constant access to banking services all over Bangladesh.

The ATM services are a universal service which enables financial access.

Expansion of delivery channels

Dutch-Bangla Bank opened 10 new branches, which, at the end of 2016 stood at 165 compared to the 155 of the previous year. 743 ATMs were installed in 2016 to reach 4,331 ATMs at the end of 2016 and 192 new Fast Tracks were inaugurated in 2016 to reach 708 Fast Tracks. Mobile banking services were expanded to every customer across the country, providing instant banking services.

This expansion of services was possible by increased investment and up gradation of online banking software and infrastructure. New personnel were recruited in 2016 to strengthen HR to support the business growth and expansion of network and to provide personalized services to our customers.

All the branches are being remodeled to allow better access and shorter wait-times for customers. Dutch-Bangla Bank deals with a very large customer base and it is important to the Bank that all delivery channels are updated to allow more efficient and faster access to our client base.

Bank's performance in 2016

Our operating profit and net profit after tax growth decreased in 2016 for adverse business conditions throughout the year. Deposit growth was 11.0 percent whereas credit growth was higher than deposits as 13.9 percent. Import businesses decreased by 0.2 percent and export businesses rose by 3.2 percent.

Our strategic investments in IT infrastructure, branch, ATM network, mobile banking services and human capital continued in 2016. DBBL has been consciously making these strategically important investments to provide much better customer service with a wide range of products that will definitely bring long-term stable growth and a more inclusive banking for all of Bangladesh.

Focus and Strategy

During the year under review, our focus and strategy was concentrated on sustainable long-term growth of business, better deposit mix, improving the quality of assets, rationalizing operating cost, improving operational efficiency and productivity of resources, better and faster customer service, expansion of branches and ATM & Fast Track network, mobile banking services, offering a number of new products in retail banking, SME financing and card services and strengthening the overall risk management and corporate governance system.

Growth requires vision and long-term targets. Bangladesh is still one of the fastest growing economies in the world. This also means that the bank's strategy of prioritizing investments over profits will yield greater returns in this growing economy. Dutch-Bangla Bank does not want to be just any bank, but it wants to be the largest and biggest bank. It wants to be a bank that matters.

Profit after tax

In 2016, profit before tax decreased by 48.4% and stood at Taka 3,234.0 million compared to Taka 6,267.3 million in 2015. Profit after tax decreased by 41.6% and stood at Taka 1,762.6 million compared to Taka 3,020.3 million in 2015. The return on equity was 10.2% compared to 19.3% in 2015. During the year under review, earnings per share attributable to shareholders amounted to Taka 8.8 compared to Taka 15.1 during the previous year.

Asset quality and Capital adequacy

Classified loan as a percentage of total loan portfolios increased to 5.2% at the end of 2016. At the end of 2016, total equity stood at Taka 17,660.2 million as compared to Taka 16,754.3 million in 2015. Under Basel III, Tier 1 capital stood at Taka 14,937.6 million as on 31 December 2016 as compared to Taka 14,729.8 million in 2015. The supplementary capital (Tier 2 capital) stood at Taka 6,311.8 million at the end of December 2016 compared to Taka 6,407.8 million at the end of 2015. Total regulatory capital was Taka 21,249.4 million at the end of 2016, an increase of Taka 111.8 million from previous year. As of 31 December 2016, Capital to risk-weighted asset Ratio (CRAR) under Basel III stood 13.1% (Tier 1 capital 9.2% and Tier 2 capital 3.9%) against the Bangladesh Bank minimum requirement of 10.625%.

As you know, Basel III has been introduced by Bangladesh Bank from 01 January 2015. It will be fully implemented over five years from 2015 to 2019. More emphasis has been put on Tier 1 capital in Basel III than Basel II. The Tier –I capital requirement has been increased from 5.0% to 8.5% against Capital to Risk-weighted Asset Ratio (CRAR) including 2.5% Capital Conservation Buffer (CCB) against Basel II while Tier -2 capital requirement has been reduced from 5.0% to 4.0% only with provision for phasing out some weaker elements of capital. In addition liquidity risk management has been emphasized in Basel III and Liquidity Coverage Ratio (LCR), Net Stable Funding Ratio (NSFR) and Leverage Ratio (LR) have been introduced for more efficient liquidity and liquidity risk management and developing a more resilient and stable banking sector in the long term. DBBL was able to maintain 13.1% CRAR including CCB as of 31 December 2016 against minimum capital requirement including CCB of 10.625% by Bangladesh Bank.

Only profits are not the true picture

Respected shareholders, you are aware of the fact that, DBBL's performance cannot be judged by profit figures alone. Many of our services including online banking, ATM and Fast Track services are offered at free of cost or at a very low cost even though the cost of providing this service is very high. That is where DBBL is different from other banks in this country.

There are more issues that are more important than profits for our Bank. This includes the amount of classified loans and various ratios that are constantly being monitored by the Bank. Maintaining certain performance and efficiency metrics are more important to the Bank because it reflects the Bank's true potential. That is why in the case of Dutch-Bangla Bank, profits are not sufficient to illustrate the complete strength of the Bank.

As you also know, a significant part of the profit is also returned to the common and distressed people of the country through various Social Causes Programs in which DBBL is a pioneer in this country. We strongly believe that our strong social commitment and better customer service at affordable cost will make DBBL stronger and provide long term sustainable growth to enhance not only the shareholder's value but also the role that the Bank plays in our society.

Corporate Governance

As you know, good corporate governance system is vital for efficient and effective business operation, long-term stability, and sustainable growth for any organization. The corporate governance system in DBBL is designed to ensure transparency and accountability at all levels of doing business. It also ensures that duties and responsibilities are appropriately segregated between the Board and management to provide sufficient checks and balances and flexibility for smooth business operations. The Board provides leadership and direction for the management, approves strategic and major policy decisions and oversees management to attain predetermined goals and objectives of the Bank. Integrity and compliance throughout DBBL are strongly encouraged by the Board.

The Board also ensures that adequate internal control systems are in place and these are consistently complied with to provide reasonable assurance that financial records are reliable for preparation of financial statements. The Board further ensures that quality of financial reporting is maintained, assets of the Bank are safeguarded against unauthorized use or disposition and accountability for assets and business transactions is maintained.

In Compliance with Bangladesh Securities and Exchange Commission (BSEC) regulations and Bangladesh Bank regulations and to further strengthen our corporate governance system, two Independent Directors have been inducted in the Board.

Social Causes Programs

As you all know, DBBL has pioneered Social Causes Programs in this country. Since inception, DBBL tried to enrich economic and social indicators of the society by supporting sectors such as education, living standards, healthcare, nutrition, and the environment.

Our lending policy is also supportive for creating employment opportunities and ethical businesses. Education and healthcare are key areas that we focus on. This is because Education will reflect on the future of any nation, including Bangladesh. It has long lasting effects that can effectively change a country. Healthcare on the other hand deals with the most pertinent and important issues that continue to have serious consequences for most people in Bangladesh. For the Bank, eliminating or at least alleviating healthcare issues allows people, and the society to which they belong, to reach their full potential.

We strongly believe that these kinds of social and philanthropic activities would ultimately improve the quality of lives of the disadvantaged people of the country by receiving support for education, healthcare facilities, financial support and assistance whenever there is a natural disaster.

Largest Scholarship Program continued in 2016

You will be pleased to know that DBBL introduced the largest scholarship in the private sector. This scholarship helps more than 20,000 students studying in HSC and graduation levels on a yearly basis. This scholarship program was continued in 2016.

Future Outlook

I believe that our customer service with existing and new products and the support of our IT investment, branch, ATM & Fast Track networks, efficient and productive management of resources, better risk management and corporate governance will bring sustainable growth with improved asset quality that will maximize value for all the stakeholders in the coming years.

I would like to express my gratitude to the Government of Bangladesh, Bangladesh Bank, Bangladesh Securities and Exchange Commission, Office of the Registrar of Joint Stock Companies and Firms, the Stock Exchanges for their continued support and guidance. I would also like to express my thanks to all valued clients, patrons, well wishers, shareholders and all employees for their continued support and cooperation, without which the Bank would not be able to achieve its present position. I am thankful to our statutory auditors A. Qasem & Co. My appreciation also goes to my fellow members in the Board of Directors of the Bank for their generous assistance, guidance and leadership that will move the Bank forward.

To conclude, we reaffirm our intention to remain "Your Trusted Partner".

May Allah help us and be with us.

With best regards,



Sayem Ahmed
Chairman



FROM THE DESK
OF THE MANAGING DIRECTOR & CEO

It gives me immense pleasure in presenting the performance of your Bank for the year 2016. DBBL passed another eventful year in terms of its expansion and consolidation despite prevailing adverse condition throughout the year. Our triumphant journey was continued as usual along with trend setting in many fields of mechanized and innovative banking. At this august moment, I sincerely offer my heartfelt gratitude and congratulate our valued clients, patrons, well-wishers for their active support, cooperation and strong association with us. Especially, I express my gratitude to our honorable shareholders for their continuous partnership and collaboration without which it would not have been possible for us to take the Bank to this height. Dutch- Bangla Bank can look on its past with great deal of pride.

Prudent approach

As we firmly believe in achieving long term goal through safe and sound banking, we always keep a constant eye on the market and analyze the market behavior very intensively. Therefore, our approach towards taking risk was calculative and well thought out. As such, our focus on development of service delivery channels, improvement of asset quality and to maintain a sound and safe portfolio remains same as previous years. Like before, our efforts have been continued to bring stable and predictable earnings. We always emphasize on business stability, strengthening our ability and focusing on our core business as usual.

Economic Scenario

During FY 2016, macro indicators were positive and GDP growth was 7.1 percent against 6.6 percent of FY 2015. Inflationary pressures continued to soften. Surplus liquidity position in the banking system continued in 2016 creating further pressure on downward interest rate. While lending and deposit rates continued to decline, interest in call market ranged in between 2.0 per cent to 4.5 percent. Due to higher export growth than import growth, despite negative growth in workers' remittance, there was a current account surplus of USD 3.7 billion in FY 2016. However, Taka weakened against USD during FY 2016. In interbank market exchange rate was Taka 78.4 =USD 1 on 30 June 2016 against Taka 77.6 = USD 1 on 30 June, 2015. Foreign exchange reserves continued to grow throughout the year reaching USD 30.2 billion on 30 June, 2016, which is equal to eight months import payments.

Business

Like previous years, our efforts were continued to further improve the deposit mix targeting to reduce the cost of funds. Simultaneously, efforts were on to maintain assets quality and look for diversified sectors with emphasis on non-funded business. Our long term endeavor to reach to larger number of clients through providing easy access to technology driven modern banking services to the masses continued as well during the year under review. Our networks have been expanded through different and innovative mode of delivery channels that include 4,331 ATM units, the largest proprietary network in the country, 708 Fast Tracks, a new idea of extended services for the convenience of the clients and 165 full fledged branches all over the country. Our effort brings very notable results. Our client base increased to 5.2+ million. The deposits grew by Taka 20,469.0 million in 2016 from Taka 186,765.0 million to Taka 207,234.0 million. In this highly competitive market, we have been able to achieve 11.0% growth in deposit mobilization. Loans and advances stood at Taka 173,397.8 million as at the end of 2016 from Taka 152,270.0 million in 2015 having growth of 13.9%. The Bank continued to grow and diversify its portfolio in 2016 to have a diversified client base and portfolio distributed across the sectors to reduce client specific and industry specific concentration and to reduce overall portfolio risk. I feel it pertinent to mention that all the business activities of DBBL are done in full conformity with social, ethical and

environmental standards. We strive to meet our clients' changing needs and they will remain our major priority.

Building on our core strength

DBBL is the most tech-savvy bank in the country having huge IT infrastructure aiming to reach to the common people all over the country at very nominal and affordable prices. In most cases, we offer technology based modern services to the mass people at subsidized costs. In order to help country achieve its goal to reach digital access to the masses through financial inclusion program, we continued to expand our delivery channels along with IT infrastructures to the remotest possible areas. Like many other innovative banking services in the country, we are the pioneer in introducing bank-led mobile banking services. DBBL is proud to be the first to bring this revolutionary banking solution to the masses who has long been deprived of the opportunity to be included in the conventional banking. Agent banking was introduced in 2015 to reinforce our commitment to bring the unbanked masses under the banking services.

Strong Capital to Risk-weighted Assets Ratio

As part of our guiding policy, DBBL maintains strong capital adequacy ratio to have sufficient cushion to absorb any unforeseen shock arising from any potential risk, to ensure long-term solvency of the Bank and to help sustainable business and profit growth of the Bank. DBBL's regulatory capital as on 31 December 2016 stood at Taka 21,249.4 million. As at the end of 2016, Capital to risk-weighted asset Ratio was 13.1% as against minimum requirement of 10.625% and well above of Basel III requirement. DBBL is taking necessary steps for full compliance with Basel III in line with the relevant policy guidelines of Bangladesh Bank. In this process, the Board is guiding the management for setting strategic planning with regards to maintenance of capital ratios commensurate with the Bank's risk appetite capacity, liquidity position and leverage etc. The capital to risk weighted asset ratios of DBBL at the end of 31 December 2016, consisting of 9.2% of Tier 1 capital and 3.9% of Tier 2 capital endorsed DBBL's comfortability for maintenance of capital ratios as stipulated by BB in its implementation roadmap starting from 2015 to 2019.

Sustained credit rating

The Bank has been able to sustain its credit rating at 'AA1' in the Long Term and 'ST-1' in the Short Term for the consecutive last 5 years from 2011 to 2015. The credit rating of the Bank for the year 2016 will be completed within the stipulated time of 30 June 2017.

Social Causes Program

Since inception, DBBL champions a mission to bring human development through helping in various social ingredients. It was proved in many ways that a small initiative can bring about phenomenal changes through demonstration effect. DBBL starts contributing to social causes since almost its inception, which now become mandatory for other fellow institutions and over the years CSR now become part of their regular activities. Social cause initiatives undertaken by DBBL includes awarding of scholarship to the needy and meritorious students, Smile Brighter Program for cleft lipped children, rural healthcare, financial support to medical infrastructures and many other social developments programs. Over the years, DBBL's various social cause obligations increases manifold. DBBL is regarded as the largest contributor in the education sector among the private business houses in terms of CSR activities.

Human Resources

As DBBL is having a highly technology based work environment, it is one of the basic objectives to build a robust and productive workforce fit for the job. Therefore, training and practical orientation on various disciplines of banking throughout the year continues under HR improvement plan. Motivation process through various means also continues to invigorate the workforce. Special training and workshops including refreshers' training on Anti Money Laundering and Anti Terrorism are undertaken throughout the year.

Outlook

DBBL sets its priority to continue implementation of its growth strategy with particular emphasis on improving deposit mix, reducing cost of fund and strengthening overall risk management process. These initiatives will help the Bank to improve its business performances in all areas, bolster profits and ultimately create value for shareholders who are the main driving force behind all of our many efforts.

Thanks and gratitude

I would take the opportunity to extend our thanks to our valued clients, respected shareholders, patrons and well wishers for reposing their complete confidence and trust on us which has been a great source of strength at all times. The Management is amply thankful to the Members of the Board of Directors for their prudent policy guidelines, support and inspiration in achieving the Bank's cherished goal. We would like to convey our sincere thanks and gratitude to the Government Agencies, Bangladesh Bank, Bangladesh Securities and Exchange Commission, Office of the Registrar of Joint Stock Companies and Firms, Dhaka Stock Exchange, Chittagong Stock Exchange for the cooperation and support for the development of the Bank. Thanks to my colleagues of all levels for their sincere efforts and dedication in achieving sound performances as well as in upholding the Bank's image through delivering distinctive services to the valued clients.



Abul Kashem Md. Shirin
Managing Director & CEO

AMAR STOCK


AMAR STOCK



Any time
Anywhere

stakeholders' information


AMAR STOCK

SHAREHOLDING POSITION

Particulars	Number of shares held as of 31 December		Percentage (%) of shares held as of 31 December	
	2016	2015	2016	2015
Sponsors				
Local	122,634,240	122,634,240	61.3%	61.3%
Foreign	51,348,900	51,348,900	25.7%	25.7%
Total Sponsors	**173,983,140**	**173,983,140**	**87.0%**	**87.0%**
General Public				
Institutions	14,081,595	12,826,328	7.0%	6.4%
Individuals	11,935,265	13,190,532	6.0%	6.6%
Total General Public	**26,016,860**	**26,016,860**	**13.0%**	**13.0%**
Grand Total	**200,000,000**	**200,000,000**	**100.0%**	**100.0%**

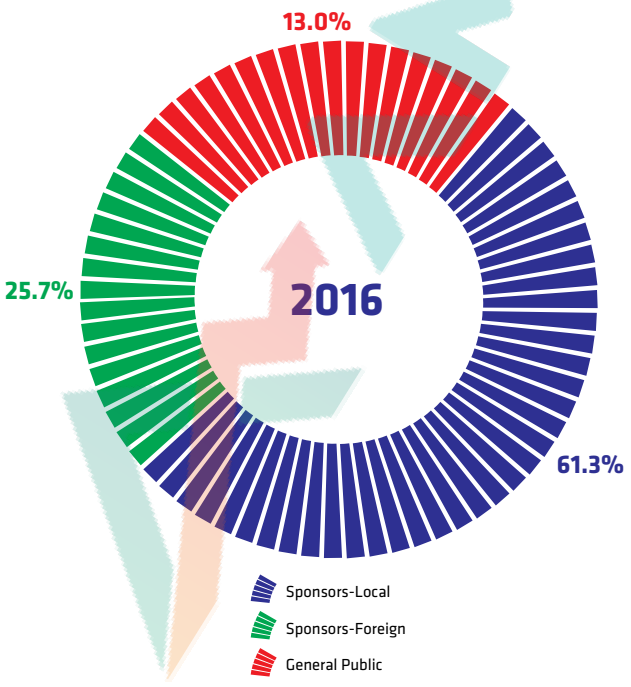

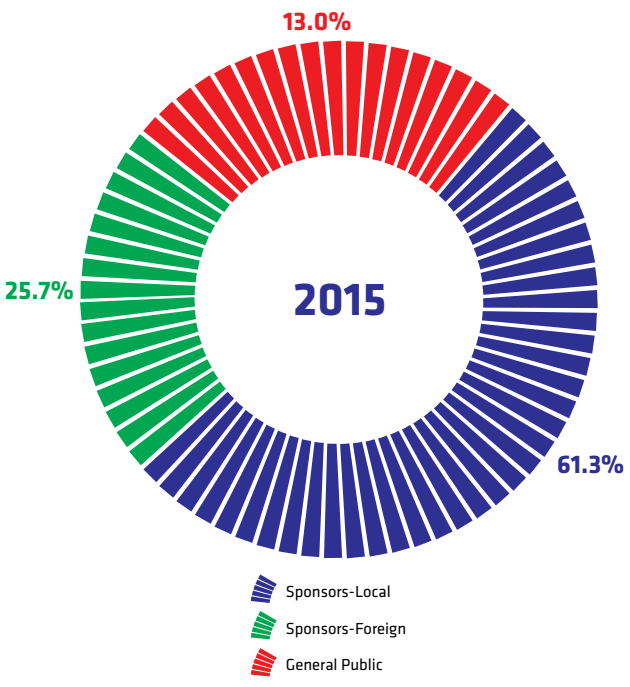

AMANSTOCK

HIGHLIGHTS

ATM Units
4,331

Branches
165

Fast Track
708

Deposits
Taka
207,234
million

Loans and Advances
Taka
173,398
million

Earnings Per Share
Taka
8.8

Dividend
(Cash Dividend)
30%

Total Regulatory Capital
Taka 21,249 million
Capital to Risk-weighted Asset Ratio (CRAR)
13.1%

Any time Anywhere

FINANCIAL HIGHLIGHTS

In million Taka

Particulars	2016	2015	Growth (%)	2014	2013	2012
Result of operation (for the year)						
Total revenue	21,613.3	21,849.0	-1.1%	20,741.8	20,050.6	18,213.1
Operating profit	5,521.8	6,433.9	-14.2%	5,324.4	4,583.6	5,205.6
Profit before taxation	3,234.0	6,267.3	-48.4%	4,518.8	3,547.0	4,817.1
Profit after taxation	1,762.6	3,020.3	-41.6%	2,206.6	2,000.8	2,314.1
Financial position (at year end)						
Total assets	276,844.4	244,057.6	13.4%	215,993.5	185,537.4	155,918.6
Total risk-weighted assets	162,165.3	154,548.6	4.9%	130,709.5	112,770.7	102,518.8
Total loans and advances	173,397.8	152,270.0	13.9%	124,423.0	106,422.8	91,648.9
Total deposits	207,234.0	186,765.0	11.0%	166,762.3	145,230.1	125,433.1
Total import business	134,768.1	135,047.1	-0.2%	123,391.9	108,259.3	104,306.1
Total export business	134,166.5	129,954.5	3.2%	117,777.3	118,045.2	108,878.6
Total shareholders' fund	17,660.2	16,754.3	5.4%	14,517.4	12,641.7	10,854.5
Total capital	21,249.4	21,137.6	0.5%	18,077.9	15,403.4	12,284.0
Market capitalization	23,340.0	21,520.0	8.5%	21,160.0	20,940.0	22,850.0

Particulars	2016	2015	Deviation	2014	2013	2012
Per share (Taka)						
Earnings per share	8.8	15.1	(6.3)	11.0	10.0	11.6
Dividend per share						
Cash	3.0	4.0	(1.0)	4.0	4.0	4.0
Bonus	-	-	-	-	-	-
Net asset value (NAV) per share	88.3	83.8	4.5	72.6	63.2	54.3
Closing Market price per share	116.7	107.6	9.1	105.8	104.7	114.3
Financial ratios (In Percentage)						
Loan deposit ratio	83.7%	81.5%	2.1%	74.6%	73.3%	73.1%
Return on average total assets	0.7%	1.3%	-0.6%	1.1%	1.2%	1.7%
Return on average risk-weighted assets	1.1%	2.1%	-1.0%	1.8%	1.9%	2.4%
Return on average shareholders' fund	10.2%	19.3%	-9.1%	16.2%	17.0%	23.4%
Ratio of non-performing loan to total loan	5.2%	3.7%	1.5%	4.4%	3.9%	3.0%
Capital to risk-weighted asset ratio (Basel III)	13.1%	13.7%	-0.6%	13.8%	13.7%	12.0%
Cost-income ratio	65.3%	58.8%	6.6%	61.6%	63.9%	53.9%

* **Proposed** (30% cash dividend i.e. Taka 3 per share for the year ended 31 December 2016)

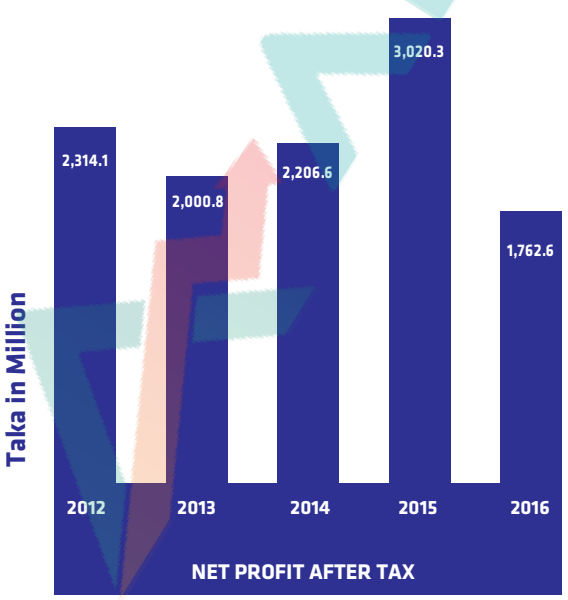

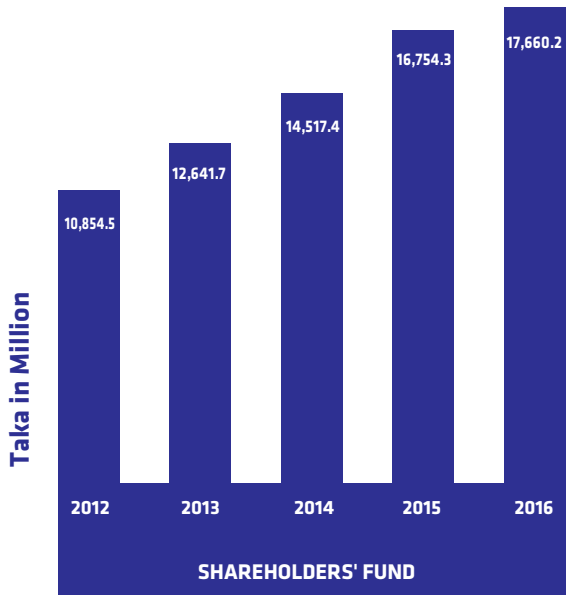

KEY FINANCIAL INFORMATION & RATIO-LAST FIVE YEARS

In million Taka

Particulars	2016	2015	2014	2013	2012
Operating performance (income statement) (for the year)					
Total revenue	21,613.3	21,849.0	20,741.8	20,050.6	18,213.1
Total expenses	16,091.5	15,415.0	15,417.4	15,467.0	13,007.5
Profit before provisions	5,521.8	6,433.9	5,324.4	4,583.6	5,205.6
Total provision	2,287.8	166.6	805.6	1,036.5	388.5
Profit before taxes	3,234.0	6,267.3	4,518.8	3,547.0	4,817.1
Provision for taxation	1,471.4	3,247.1	2,312.1	1,546.3	2,503.0
Net profit after taxation	1,762.6	3,020.3	2,206.6	2,000.8	2,314.1
Statement of financial position (Balance Sheet) (As at 31 December)					
Authorized capital	4,000.0	4,000.0	4,000.0	4,000.0	4,000.0
Paid-up share capital	2,000.0	2,000.0	2,000.0	2,000.0	2,000.0
Total shareholders' fund	17,660.2	16,754.3	14,517.4	12,641.7	10,854.5
Deposits	207,234.0	186,765.0	166,762.3	145,230.1	125,433.1
Loans and advances	173,397.8	152,270.0	124,423.0	106,422.8	91,648.9
Investments	31,778.5	20,210.3	19,261.2	17,441.9	13,428.6
Property, plant and equipment (net)	4,871.9	4,519.3	4,141.7	4,382.6	4,676.7
Total assets	276,844.4	244,057.6	215,993.5	185,537.4	155,918.6
Total earning assets	233,602.3	210,882.3	178,435.7	150,588.8	125,900.0
Total contingent liabilities	60,051.7	55,015.0	47,279.9	46,561.9	43,522.8
Other business (trade finance) for the year					
Import business	134,768.1	135,047.1	123,391.9	108,259.3	104,306.1
Export business	134,166.5	129,954.5	117,777.3	118,045.2	108,878.6
Asset quality (As of 31 December)					
Amount of classified advances (Taka)	8,999.0	5,624.9	5,475.3	4,175.6	2,728.4
Classified loans to total loans (%)	5.2%	3.7%	4.4%	3.9%	3.0%
Capital measurement					
Core (Tier 1) capital	14,937.6	14,729.8	12,276.8	10,693.5	9,395.5
Supplementary (Tier 2) capital	6,311.8	6,407.8	5,801.2	4,709.8	2,888.5
Total capital (Tier 1 and Tier 2)	21,249.4	21,137.6	18,077.9	15,403.4	12,284.0
Total risk-weighted assets	162,165.3	154,548.6	130,709.5	112,770.7	102,518.8
Tier 1 capital adequacy ratio (%)	9.2%	9.5%	9.4%	9.5%	9.2%
Tier 2 capital adequacy ratio (%)	3.9%	4.2%	4.4%	4.2%	2.8%
Total capital to risk-weighted asset ratio (Basel III)	13.1%	13.7%	13.8%	13.7%	12.0%
Capital surplus	4,019.3	5,682.7	5,007.0	4,126.3	2,032.2
Share information					
Number of share outstanding	200,000,000	200,000,000	200,000,000	200,000,000	200,000,000
Earnings per share (Taka)	8.8	15.1	11.0	10.0	11.6
Market price per share (Taka)	116.7	107.6	105.8	104.7	114.3
Price earning (P/E) ratio (Times)	13.2	7.1	9.6	10.5	9.9
Market capitalization	23,340.0	21,520.0	21,160.0	20,940.0	22,850.0
Dividend per share					
Cash (Taka)	3.0	4.0	4.0	4.0	4.0
Bonus	-	-	-	-	-
Net asset value (NAV) per share (Taka)	88.3	83.8	72.6	63.2	54.3
Number of shareholders	3,959	4,711	5,951	6,611	6,637
Financial ratios (In Percentage)					
Gross profit ratio (%)	25.5	29.4	25.7	22.9	28.6
Debt equity ratio (%)	21.0	26.3	32.1	23.6	11.0
Loan deposit ratio (%)	83.7	81.5	74.6	73.3	73.1
Return on average investment (ROI %)	8.0	10.4	10.8	10.8	11.6
Yield on loans and advances (%)	9.4	11.0	12.4	13.5	14.3
Return on average equity (ROE %)	10.2	19.3	16.2	17.0	23.4
Return on average assets (ROA %)	0.7	1.3	1.1	1.2	1.7
Other information					
Number of employees	6,127	5,201	5,556	4,666	5,268
Number of branches	165	155	145	136	126
Number of ATM Units	4,331	3,588	2,705	2,454	2,366
Number of Fast Track	708	516	365	263	235
Number of deposit account holder	5,204,168	4,444,747	3,795,255	3,405,671	2,755,149
Number of loan account holder	31,448	26,936	26,268	26,052	24,650

* **Proposed** (30% cash dividend i.e. Taka 3 per share for the year ended 31 December 2016)

GRAPHICAL PRESENTATION

TOTAL REVENUE (TAKA IN MILLION)

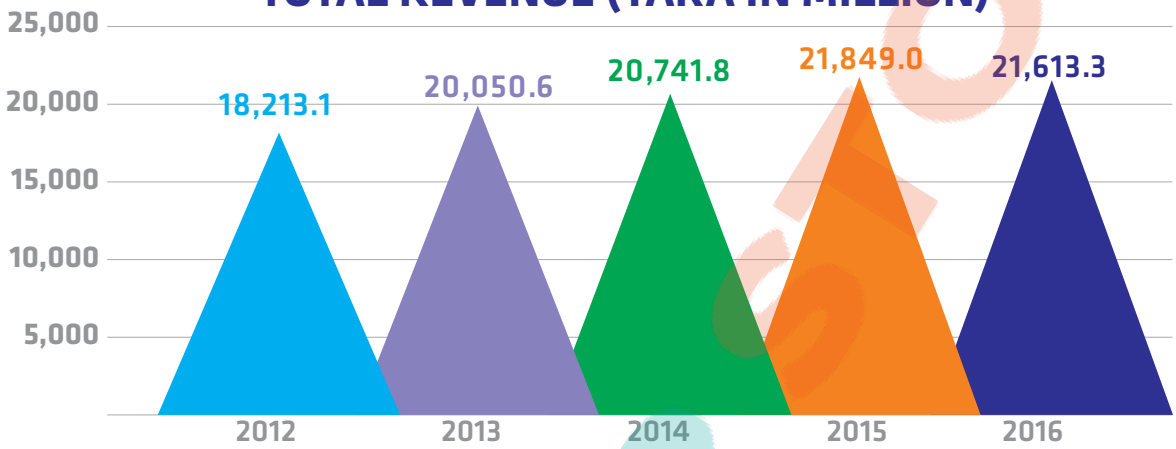

OPERATING INCOME (TAKA IN MILLION)

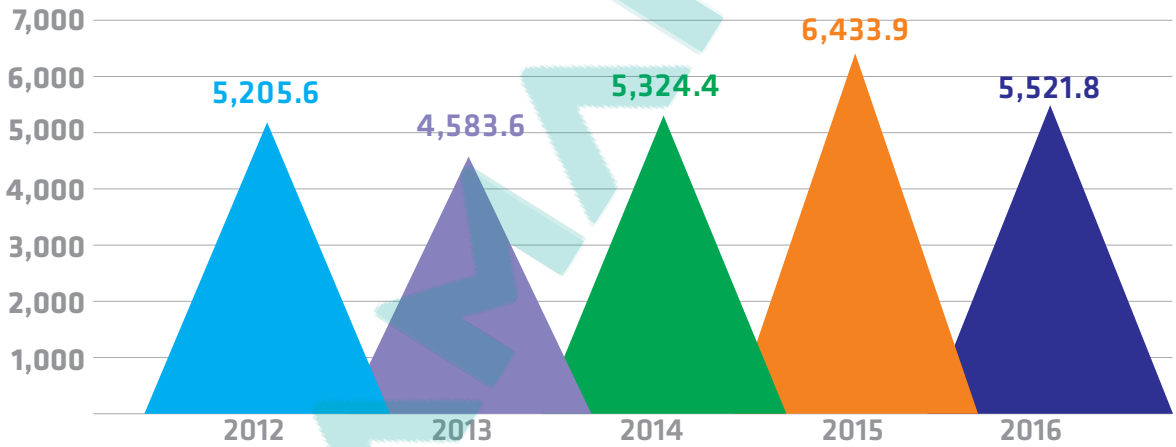

NON-INTEREST INCOME (TAKA IN MILLION)

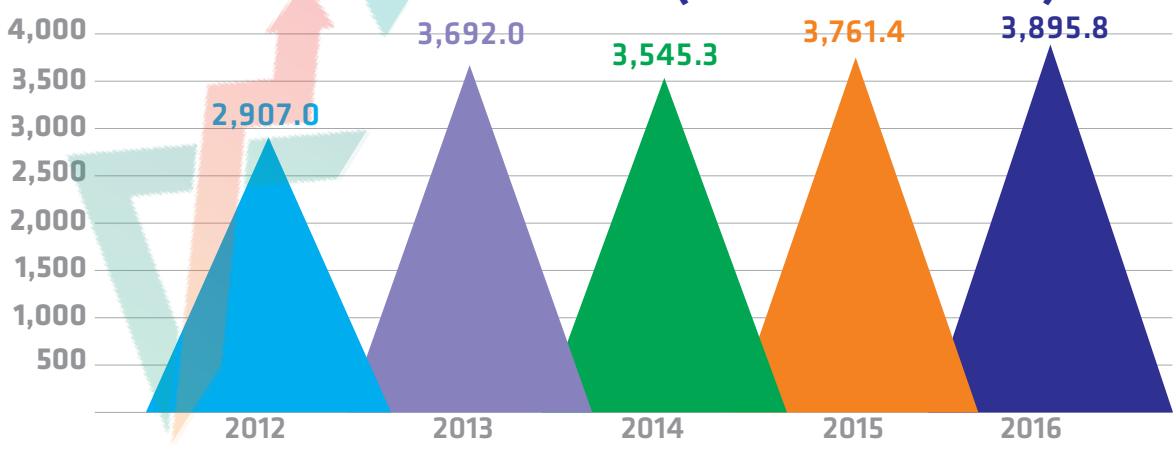

TOTAL DEPOSITS (TAKA IN MILLION)

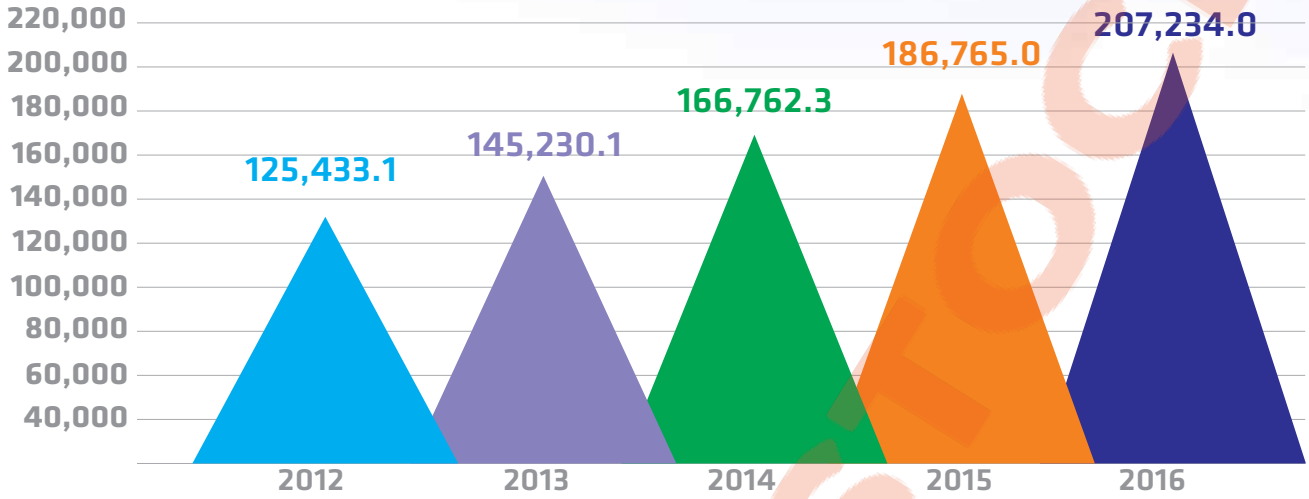

TOTAL LOANS AND ADVANCES (TAKA IN MILLION)

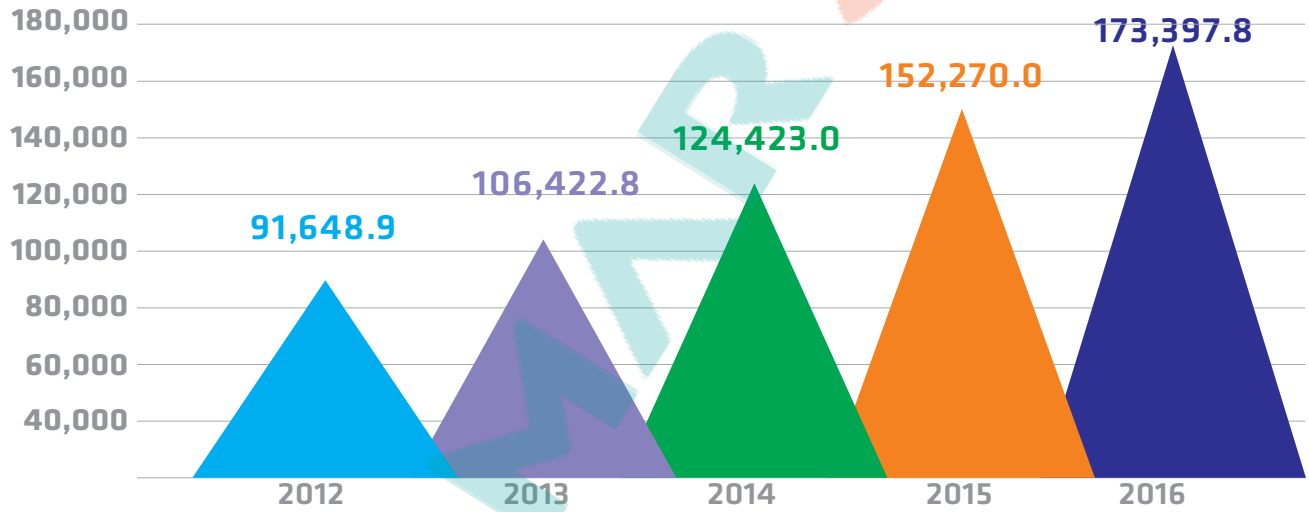

TOTAL ASSETS (TAKA IN MILLION)

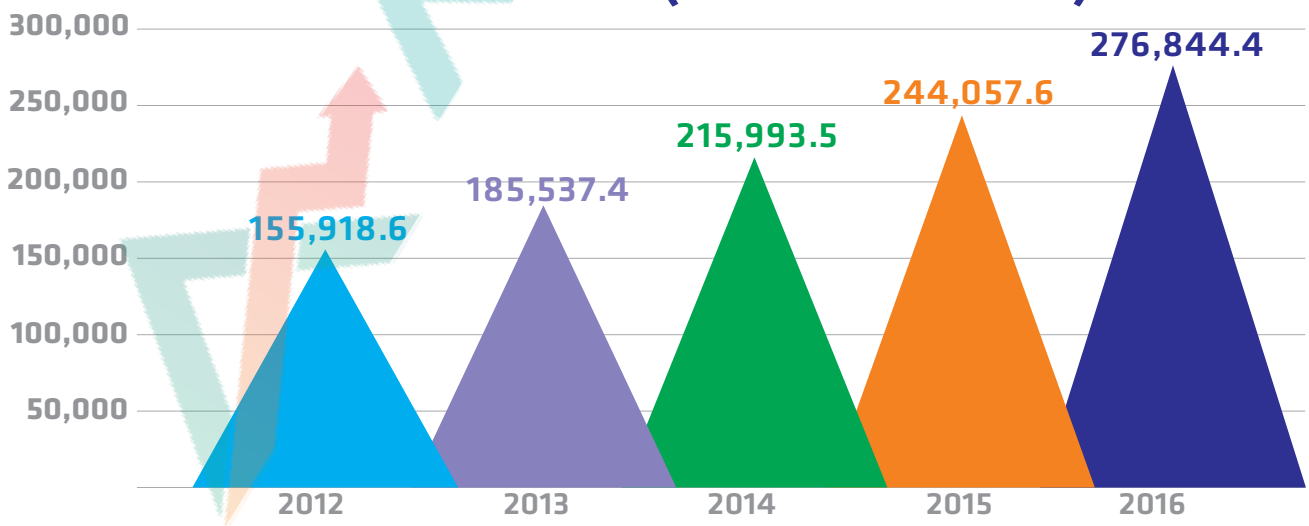

TOTAL IMPORT BUSINESS (TAKA IN MILLION)

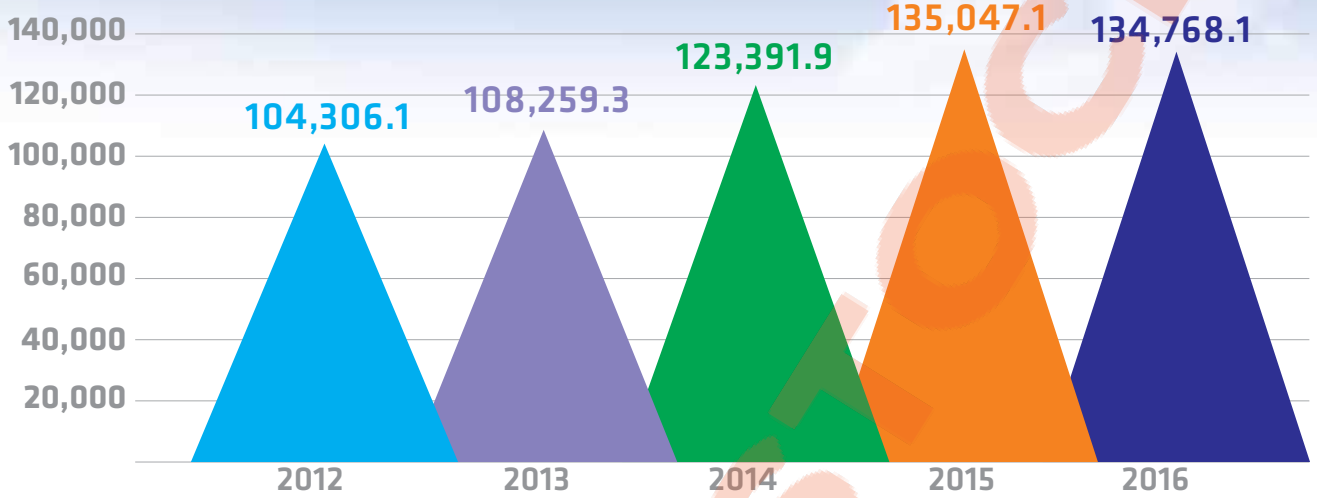

TOTAL EXPORT BUSINESS (TAKA IN MILLION)

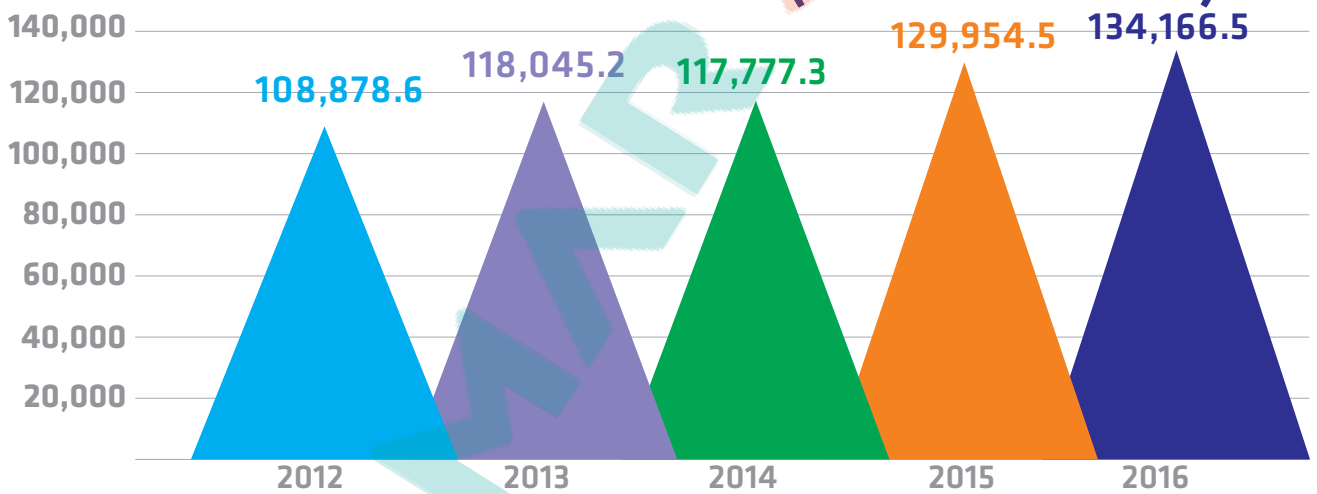

EARNINGS PER SHARE (TAKA)

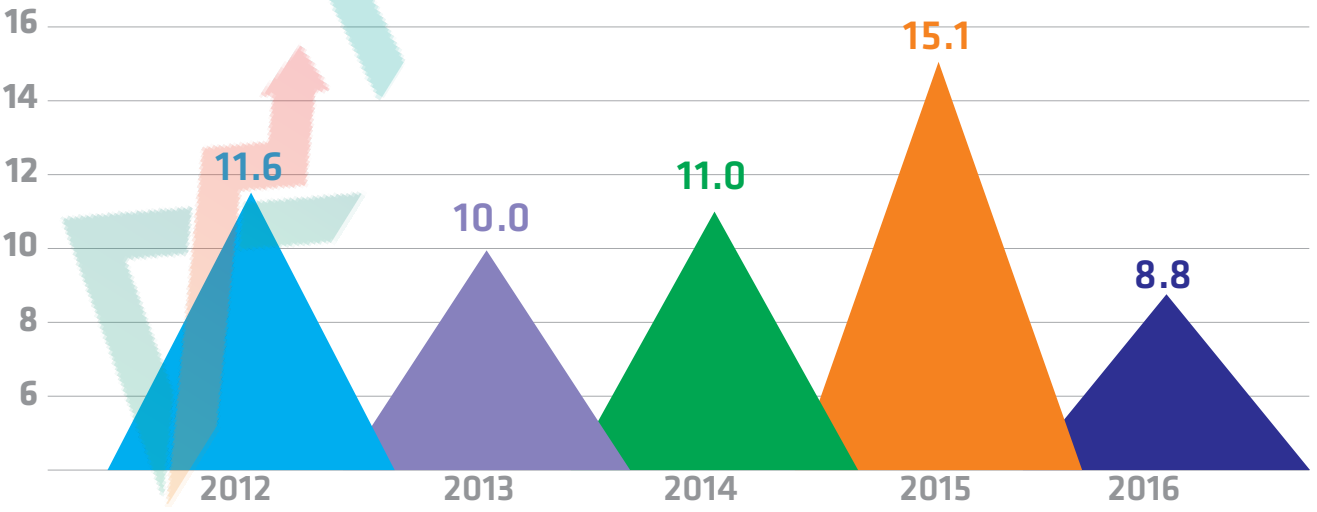

PRICE EARNING (P/E) RATIO (TIMES)

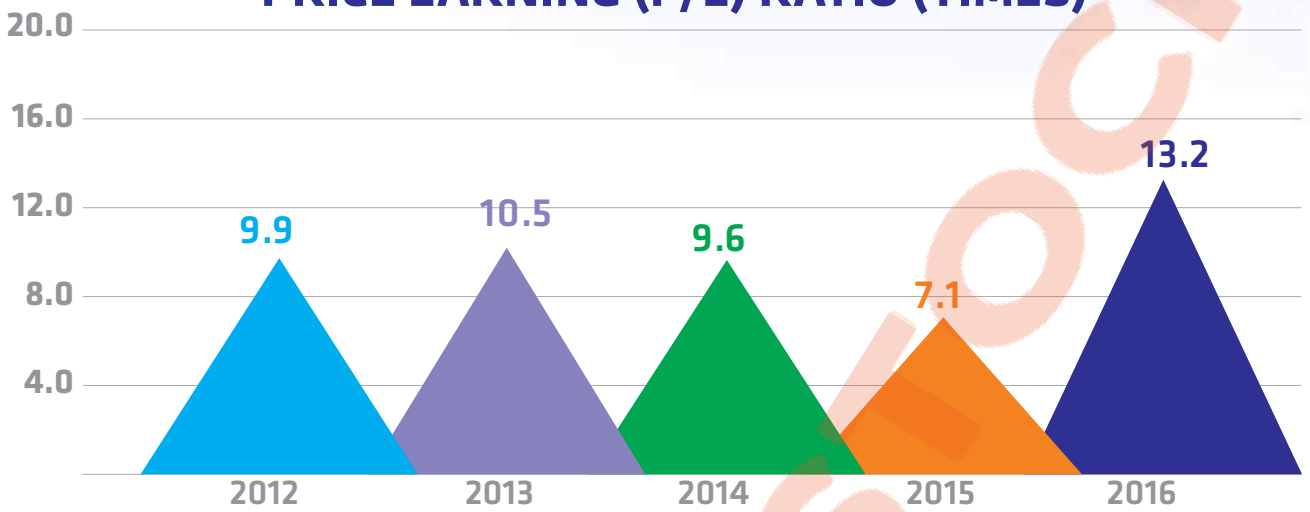

DIVIDEND

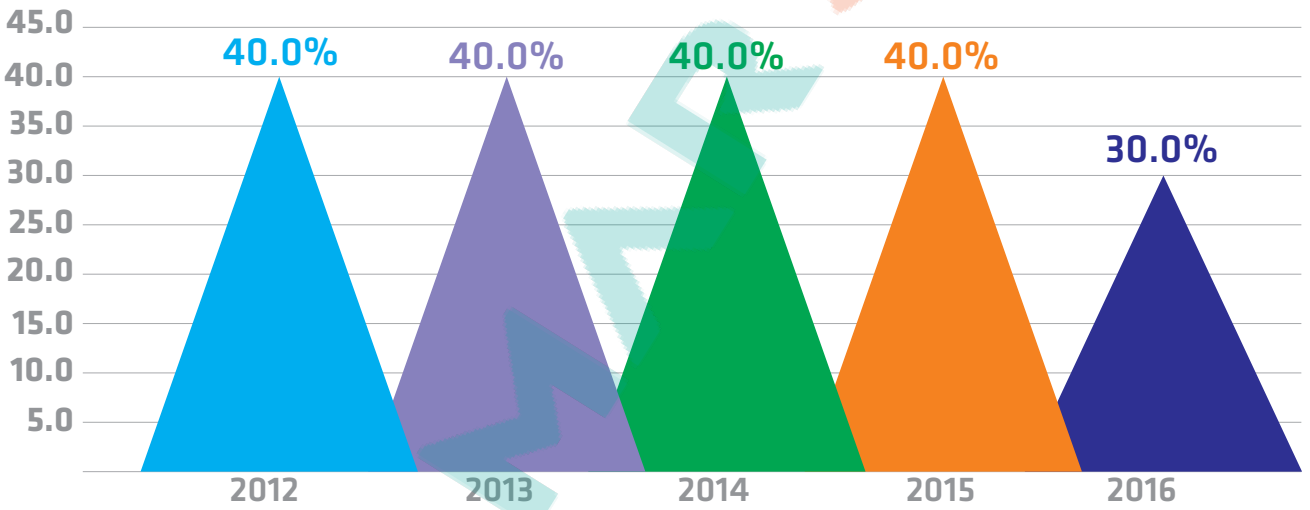

NET ASSET VALUE (NAV) PER SHARE (TAKA)

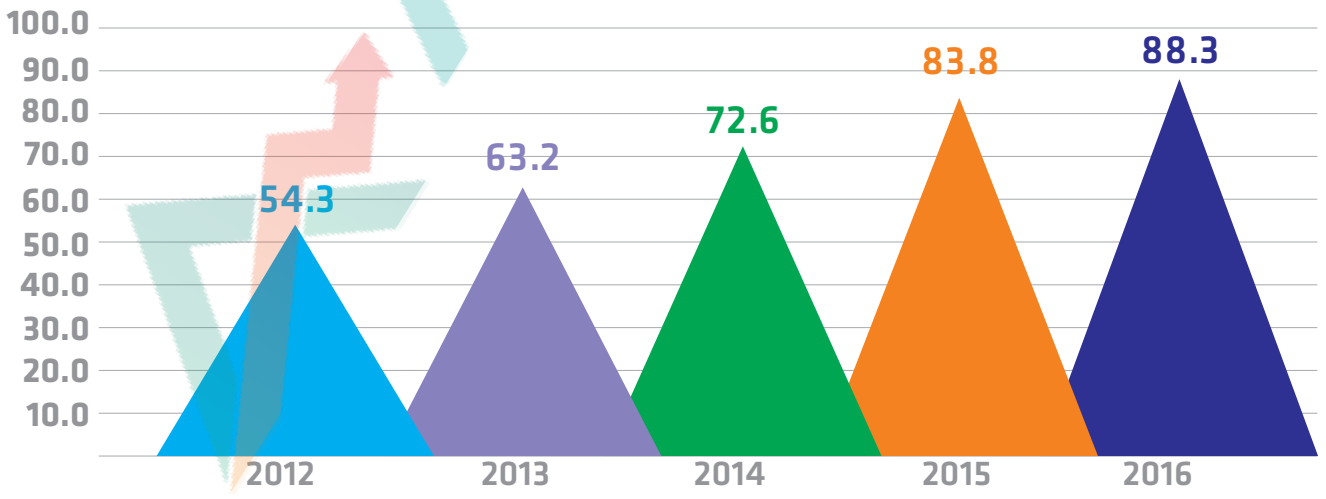

RETURN ON SHAREHOLDERS' FUND

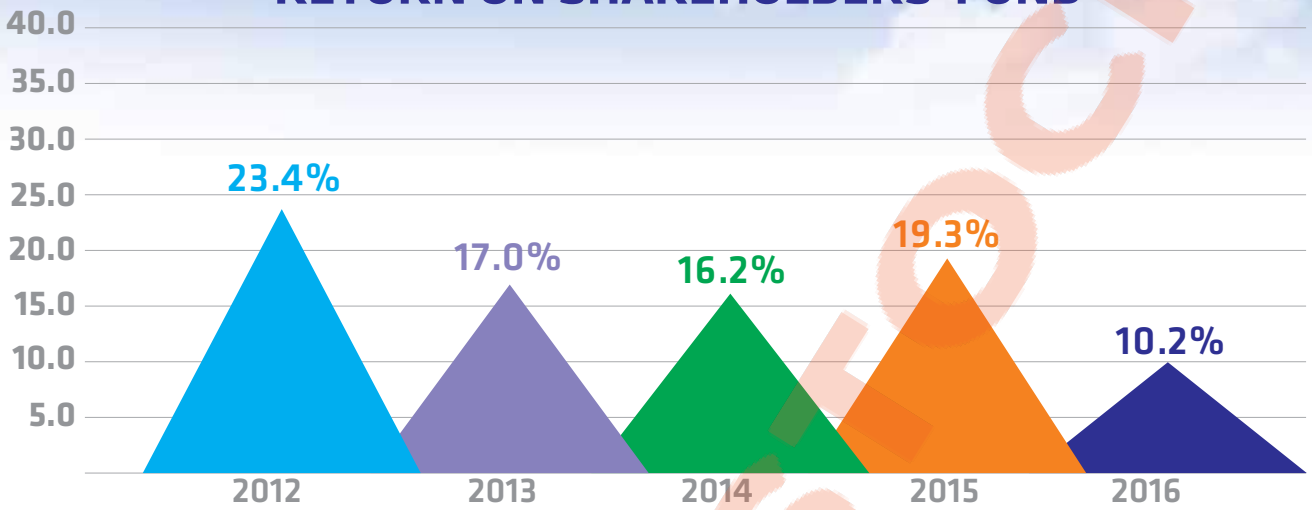

GROSS PROFIT RATIO (%)

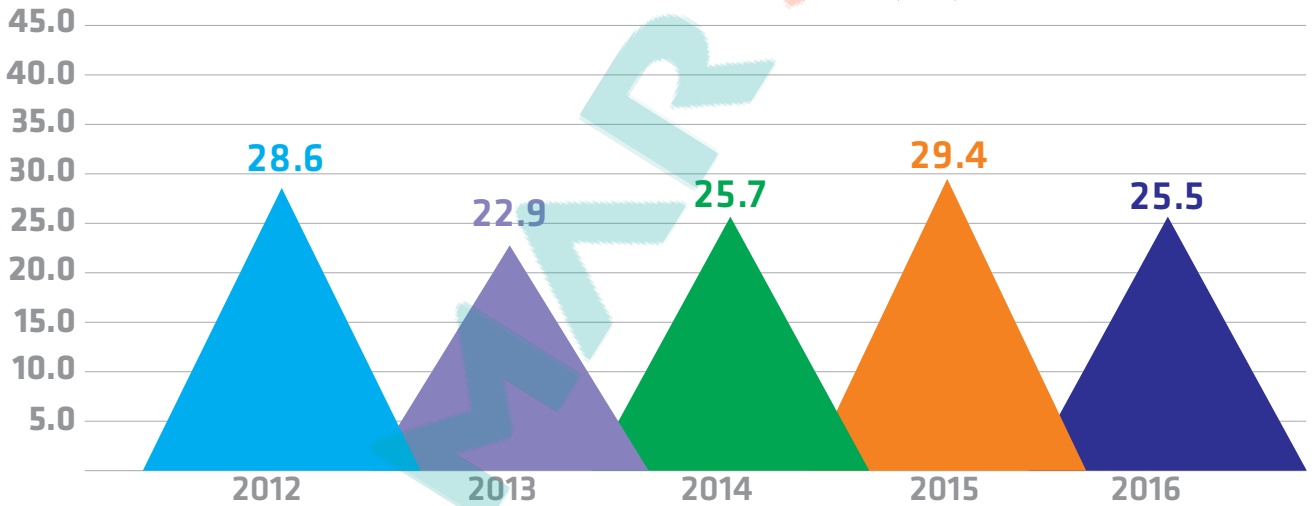

LOAN DEPOSIT RATIO (%)

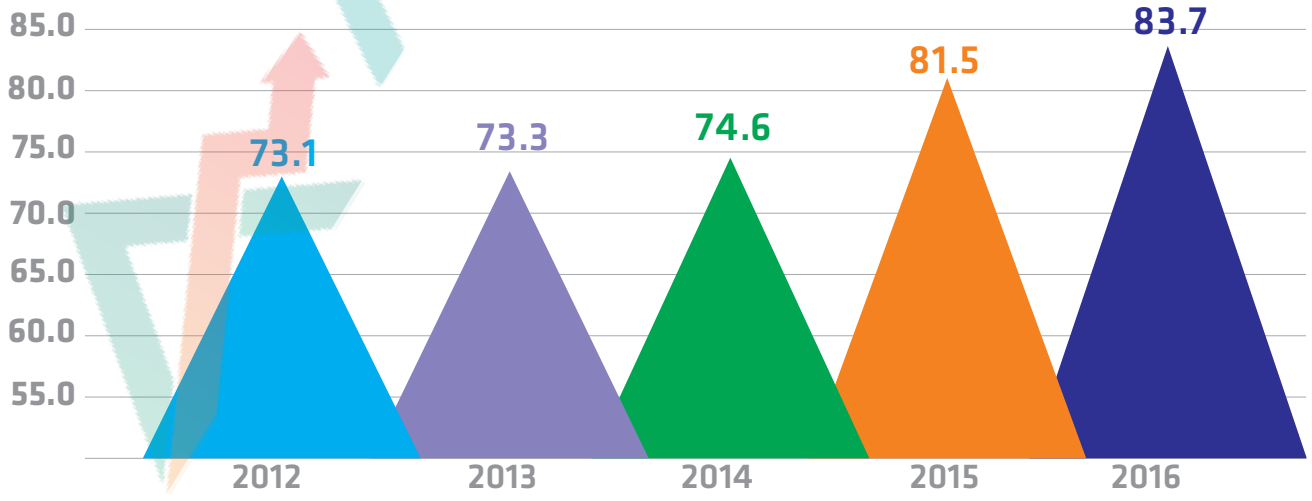

TAWAR STOCK

COST-INCOME RATIO

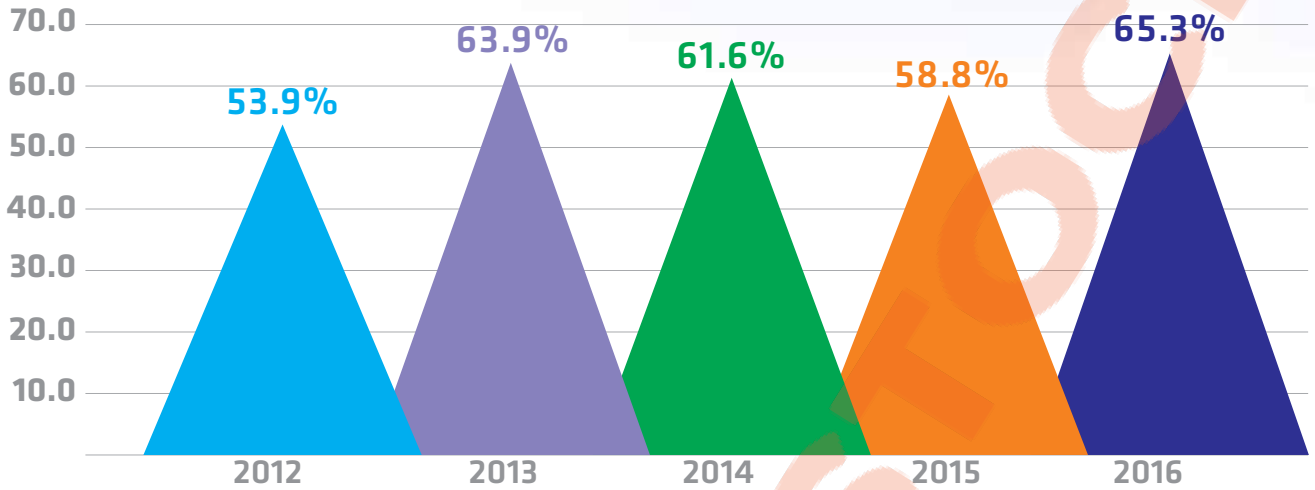

RATIO OF NON-PERFORMING LOANS (NPL) TO TOTAL LOANS

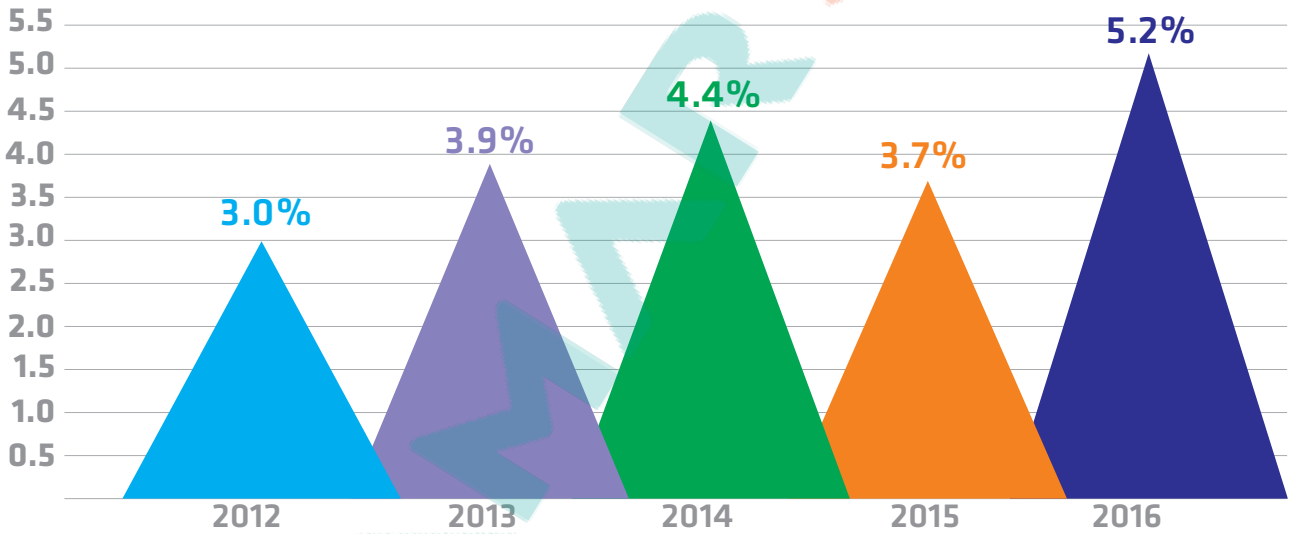

RETURN ON ASSETS (ROA) (%)

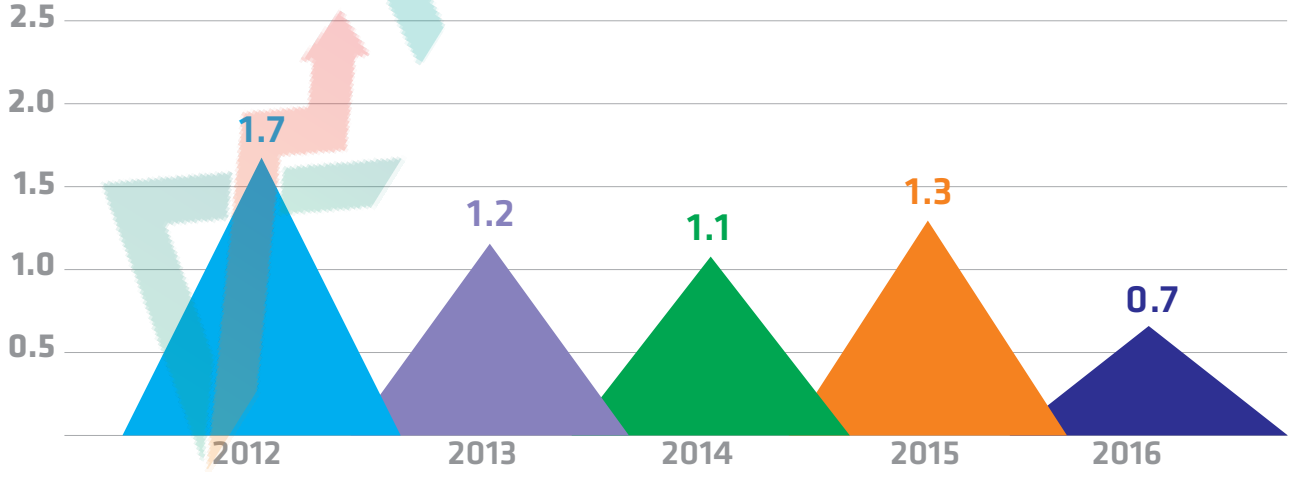

Value Added Statement

The value added statement of Dutch-Bangla Bank Limited shows how the value is created and distributed to the different stakeholders of the Bank.

Particulars	2016		2015	
	Amount in Taka	Percentage (%)	Amount in Taka	Percentage (%)
Value added				
Income from banking services	21,613,342,990		21,848,963,991	
Less: Cost of services and supplies	11,111,565,915		10,955,272,733	
Sub Total	**10,501,777,075**		**10,893,691,258**	
Charges on loan losses	(357,439,118)		(49,701,103)	
Provision for deferred tax	678,332,779		(23,991,629)	
Loan loss provision and other provisions	(2,287,815,125)		(166,601,376)	
Total Value added	**8,534,855,611**		**10,653,397,150**	
Distribution of Value added				
To employees as salary and allowances	3,049,162,077	35.7%	2,884,553,161	27.1%
To Government as income tax	2,149,728,516	25.2%	3,223,066,022	30.3%
To statutory reserve fund	646,801,738	7.6%	1,253,467,972	11.8%
To Depreciation	1,573,352,067	18.4%	1,525,495,759	14.3%
To Shareholders	1,115,811,213	13.1%	1,766,814,236	16.6%
As cash dividend	600,000,000		800,000,000	
As Bonus share	-		-	
As Dividend equalization reserve	200,000,000		400,000,000	
As retained earnings	315,811,213		566,814,236	
Total	**8,534,855,611**	**100%**	**10,653,397,150**	**100%**

VALUE ADDED STATEMENT 2016 (%)

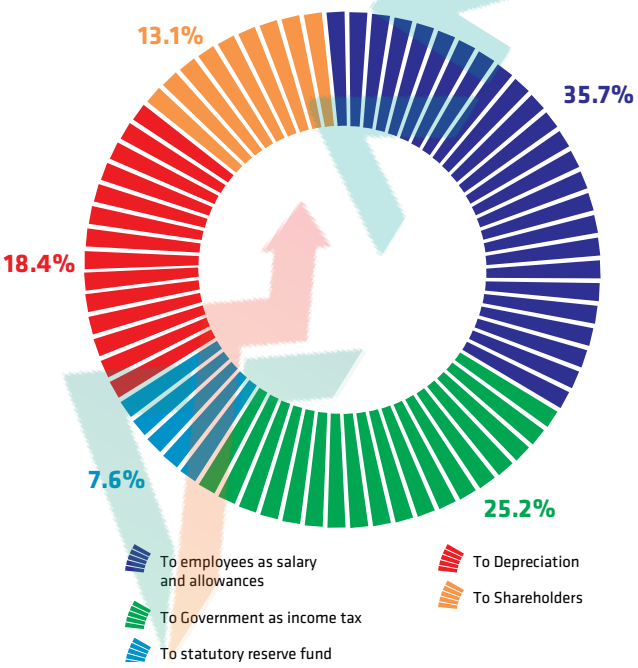

VALUE ADDED STATEMENT 2015 (%)

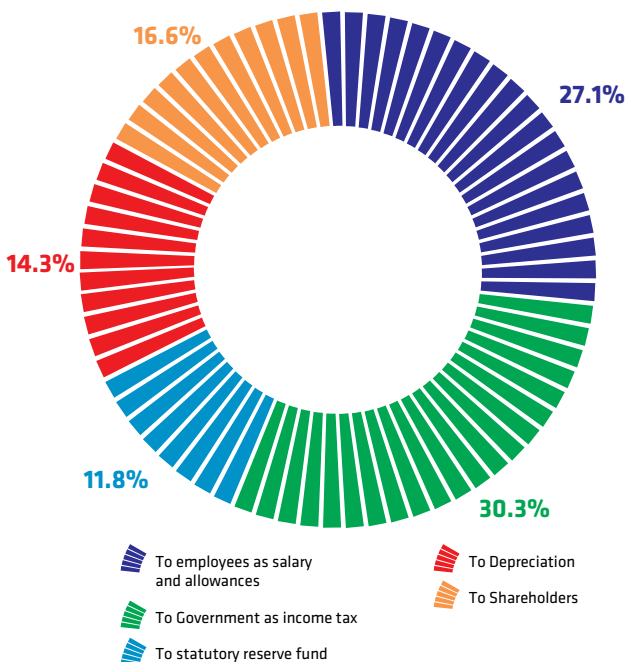

Financial Calendar

Particulars

Financial calendar for 2017

Date of recommendation of dividend by the Board of Directors for the year 2016	22 February 2017
Record date for entitlement of dividend for the year 2016	15 March 2017
Notice of the 21st Annual General Meeting	16 March 2017
21st Annual General Meeting to be held on	30 March 2017
Next 1st Quarter (Q1) Financial Statements within	15 May 2017
Next 2nd Quarter (Q2-Half Yearly) Financial Statements within	30 July 2017
Next 3rd Quarter (Q3) Financial Statements within	30 October 2017

Financial calendar for 2016

Notice of the 20th Annual General Meeting	16 March 2016
Date of holding of 20th Annual General Meeting	30 March 2016
Distribution of Dividend for the year 2015	06 April 2016
1st Quarter (Q1) Financial Statements released on	05 May 2016
2nd Quarter (Q2-Half Yearly) Financial Statements released on	30 July 2016
3rd Quarter (Q3) Financial Statements released on	30 October 2016

Information on dividend for the year

2016: Proposed cash dividend @ 30% (i.e. Taka 3 per share of Taka 10 each)
2015: Cash dividend @ 40% (i.e. Taka 4 per share of Taka 10 each)
2014: Cash dividend @ 40% (i.e. Taka 4 per share of Taka 10 each)

Share transfer system

The shares of Dutch-Bangla Bank Limited (DBBL) are being traded at the Stock Exchanges in Dematerialized form through CDS of Central Depository Bangladesh Limited (CDBL) as per directive of Bangladesh Securities and Exchange Commission (BSEC). Physical shares, which are not yet dematerialized, can be dematerialized under Central Depository System (CDS).

Information relating to shareholdings

Position of shares of DBBL and shareholdings by the Directors are given in **Note 16** to Financial Statements of this Annual Report.

Listing on Stock Exchanges

Particulars	Dhaka Stock Exchange	Chittagong Stock Exchange
Trading Code	DUTCHBANGL	DUTCHBANGL
Company Code (Scrip)	11121	22017
Listing year	2001	2001
Market Category	A	A
Electronic Share	Yes	Yes
Total number of shares	200,000,000	200,000,000
Paid-up capital (in million Taka)	2,000	2,000
Face value (in Taka)	10	10

5 Years' Highlights of DBBL Shares

Particulars		Period (For the year ended 31 December)			
	2016	2015	2014	2013	2012
Shares outstanding (Numbers)	200,000,000	200,000,000	200,000,000	200,000,000	200,000,000
DSE closing price (Taka)	116.7	107.6	105.8	104.7	114.3
Earnings per share (Taka)	8.8	15.1	11.0	10.0	11.6
Net asset value (NAV) per share (Taka)	88.3	83.8	72.6	63.2	54.3
Market price / net asset value (Times)	1.3	1.3	1.5	1.7	2.1
Market capitalization (In million Taka)	23,340.0	21,520.0	21,160.0	20,940.0	22,850.0



Queries relating to corporate information

Queries relating to any corporate information and published financial information may be directed to the Company Secretary of DBBL in the following address:

Md. Monirul Alam, FCS
Company Secretary
Sena Kalyan Bhaban
195, Motijheel Commercial Area
Dhaka-1000, Bangladesh
Tel No. 47112240, Fax No. 9561889
Mobile No. 01711-59 45 10

Other Information

Registered Office

Sena Kalyan Bhaban
195, Motijheel Commercial Area
Dhaka-1000, Bangladesh
Tel No. 88-02-9574196-8 (PABX)
Fax No. 88-02-9561889
e-mail: contact@dutchbanglabank.com
SWIFT: DBBL BD DH

Statutory Auditors

A. Qasem & Co.
Chartered Accountants
Gulshan Pink City, Suites # 01-03, Level: 7
Plot # 15, Road # 103, Gulshan Avenue
Dhaka-1212, Bangladesh
Tel No. 88-02-8881824-6
Fax No. 88-02-8881822
e-mail: aqasem@aqcbd.com

External Credit Assessment Institution (ECAI)

Credit Rating Agency of Bangladesh Limited (CRAB)
D H Tower, Level-15
6 Panthapath, Dhaka-1215, Bangladesh
Tel No. 88-02-55013678-9, 55013681-3
Fax No. 88-02-55013684
e-mail: info@crab.com.bd
Web: www.crabrating.com

Tax & company affairs consultant

Ahmed Zaker & Co.
Chartered Accountants
Green City Edge (Level 10)
89, Kakrail, Dhaka-1000, Bangladesh
Tel No. 88-02-8300504-8
Fax No. 88-02-8300509
e-mail: azcbangladesh@gmail.com
Web: www.ahmed-zaker.com

Our website

Audited financial statements and other useful information are available in our website as follows:

www.dutchbanglabank.com

BUSINESS SEGMENT RESULTS OF DBBL FOR THE YEAR 2016

In million Taka

Particulars	Corporate Banking	Retail Banking	Financial Inclusion	SME Banking	Treasury	Off-shore Banking Unit	Total
Interest income	7,817.8	3,503.5	229.9	2,605.9	3,254.7	300.0	17,711.8
Interest paid on deposits and borrowings	1,796.7	2,621.5	5.8	600.8	442.9	214.6	5,682.3
Net interest income	**6,021.1**	**882.0**	**224.1**	**2,005.1**	**2,811.8**	**85.4**	**12,029.5**
Transfer of interest between business segments	(3,562.5)	7,482.7	-	(1,149.3)	(2,770.8)	-	-
Net interest income(NII) after transfer of interest between business segments	**2,458.6**	**8,364.7**	**224.1**	**855.8**	**41.0**	**85.4**	**12,029.5**
Non-interest income (fees, commission, exchange & other operating income)	1,784.9	1,006.7	55.9	595.0	458.0	0.9	3,901.4
Total operating income	**4,243.5**	**9,371.6**	**280.0**	**1,450.8**	**499.0**	**86.2**	**15,931.1**
Operating expenses	1,210.2	7,790.0	514.8	421.5	466.8	5.9	10,409.2
Profit before provision	**3,033.3**	**1,581.6**	**(234.8)**	**1,029.3**	**32.2**	**80.3**	**5,521.9**
Provision for loans and off-balance sheet exposures (specific and general)	1,623.0	105.5	-	541.0	-	18.3	2,287.8
Profit before taxes	**1,410.3**	**1,476.1**	**(234.8)**	**488.3**	**32.2**	**62.0**	**3,234.0**
Total provision for taxation (current and deferred)	614.9	643.6	-	212.9	-	-	1,471.4
Net profit after taxation	**795.4**	**832.5**	**(234.8)**	**275.4**	**32.2**	**62.0**	**1,762.6**
Total Avarage Assets	**153,471.8**	**4,435.4**	**3,636.3**	**37,139.3**	**52,419.7**	**9,348.5**	**260,451.0**
Total Avarage Liabiltis	**67,792.7**	**120,036.1**	**3,738.9**	**23,684.6**	**18,681.2**	**9,310.2**	**243,243.7**

SEGMENT-WISE AVERAGE ASSETS (IN MILLION TAKA)

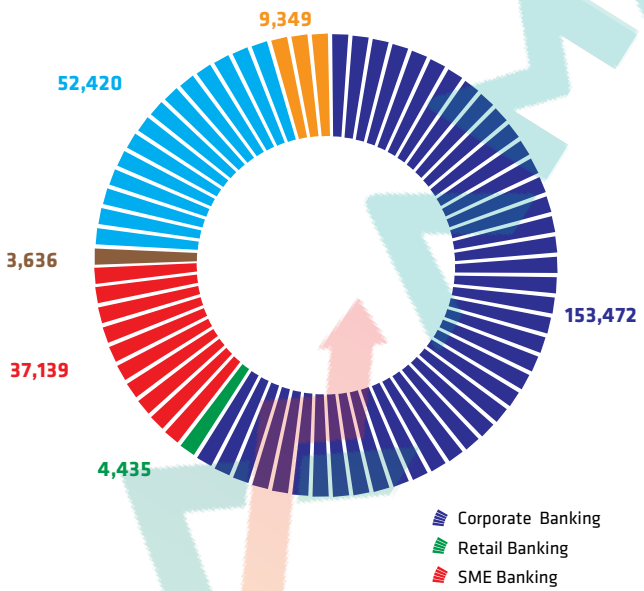

SEGMENT-WISE AVERAGE LIABILITES (IN MILLION TAKA)

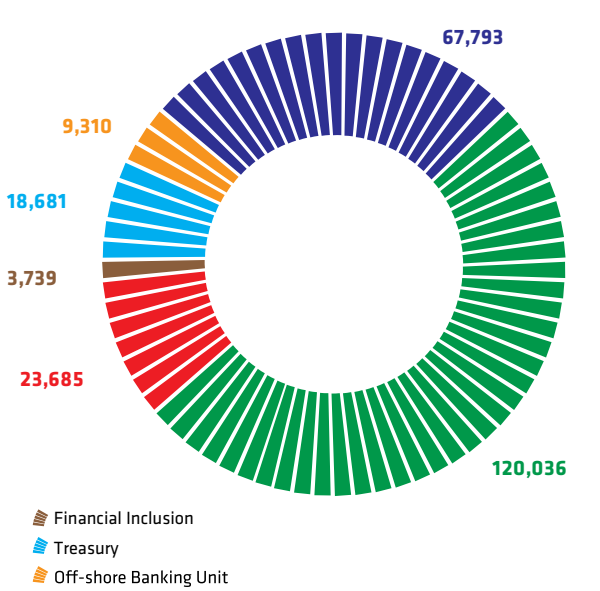



BASIS FOR MEASUREMENT AND REPORTING OF BUSINESS SEGMENTS OF DBBL

Our business segment reporting is intended to measure the true performance of each business segment as it were a stand-alone business and reflect how the business segment is managed. This approach is intended to ensure that our business segments' results include all relevant revenue and expenses associated with the conduct of their business.

Highlights of the key aspects of how our business segments are managed and reported

- Corporate banking results include interest and non-interest income related to corporate loans and allied business and related amounts for specific and general provisions for loan losses.
- Small and Medium Enterprises (SME) banking results include interest and non-interest income related to SME loans and allied business and related amounts for specific and general provisions for loan losses.
- Retail banking results include interest and non-interest income related to personal/ retail loans, debit cards and credit cards and related amounts for specific and general provisions for loan losses.
- Treasury results include interest and non-interest income related to treasury operations covering both local currency and foreign currency operations.

Key methodologies used

The key methodologies and assumptions used in our segment reporting are periodically reviewed by the management to ensure validity and adjustments are made if and when necessary to reflect true results of each business segment. The methodologies and assumptions are given below:

Net interest income

Net interest income (NII) for each segment is determined based on interest income on average earning assets related to each segment net off cost of deposits including deposits transferred to and from other business segments.

Transfer pricing of funds

A product specific fund transfer pricing methodology is used to allocate interest income and expense to each business segments. This allocation considers the interest rate risk, liquidity and funding risks, cash requirement and regulatory requirements of each of our business segments. Taking into account these factors, transfer pricing is based on external and competitive market costs of funding. Each business segment fully absorbs the competitive interest costs to finance its assets. Business segments may retain certain interest rate exposures subject to management approval and limits that may be expected in the normal course of business operations.

Operating expense allocation

To ensure that our business segments' results include respective expenses associated with the conduct of their business, costs directly associated with a business segment is allocated to the respective business segment. Other costs not directly attributable to any business segments, including overhead costs and other indirect expense, are allocated to each business segment in a manner that reflects the underlying benefits proportionately enjoyed by the business segment.

Specific and general provisions

Specific provisions against loans are deducted to recognize probable losses in our lending portfolio on loans that have become classified. The specific provisions for loan losses are deducted to arrive at the results of

each business segment to truly reflect the appropriate expenses related to the conduct of each business segment.

A general provision is maintained to cover estimated loan losses in the lending portfolio that have not been specifically identified as classified or doubtful of recovery.

Income tax

Income tax (current tax and deferred tax) is allocated on taxable income of each segment at effective rate as per income tax law.

Capital assignment

The assignment of capital to our business segments is allocated in a manner to consistently measure and align economic costs with the underlying benefits and risks associated with the business operations of each business segment.

AMAR STOCK



Any time
Anywhere

sustainability report

AMR STOCK


AMAR STOCK



Overview

DBBL is committed to building a more sustainable bank, a progressively responsible company and conducting business in an increasingly sustainable way. In the process to improving sustainability, impacts of our long-term and short-term decisions are adequately considered in our business decisions. We feel proud that our largest digital banking platform in the country including ATMs and Fast Tracks, our mobile banking & agent banking operations underpinning widespread financial inclusions and our CSR programs including the largest private sector scholarship programs are showing the difference we are creating for our clients and communities in general.

DBBL continues to uphold its core values and pursue its vision of dreaming a Bangladesh where " science and education, health and hygiene , clean and pollution free environment and above all a society based on morality and ethics make all our lives worth living ".

We have been conveying to our customers since inception in 1996 that we are "Your Trusted Partner". We are committed to providing fair & transparent banking experience to our customers in strengthening confidence of customers and other stakeholders in the bank on a sustainable basis.

We are ensuring our contribution to the economic development of the country by providing loans in the productive & priority sectors particularly in SMEs extending financial inclusion and inclusive growth.

As an environmentally responsible bank, DBBL complies with environmental standard while financing industrial projects. Projects with likely adverse impact on environment are strongly discouraged by DBBL.

DBBL has established an international standard Environmental & Social Management System (ESMS) that is supported by FMO, Netherlands with technical assistance from F.I. Konsult from Czech Republic. As part of the capacity development program for implementing, the bank has launched the software "Environmental & Social (E&S) Categorization Tool (Environmental Risk Rating)" as per ERM guidelines of Bangladesh Bank and international best practices.

DBBL has been pioneer in our banking industry that cares for the society. It has been operating the largest private sector Social Cause programs in our banking sector. It has been intensifying its resources and efforts on a continuous basis to reach the distressed & needy people of the society in order to bring smile on their faces and to improve their health and educational standard and overall quality of life.

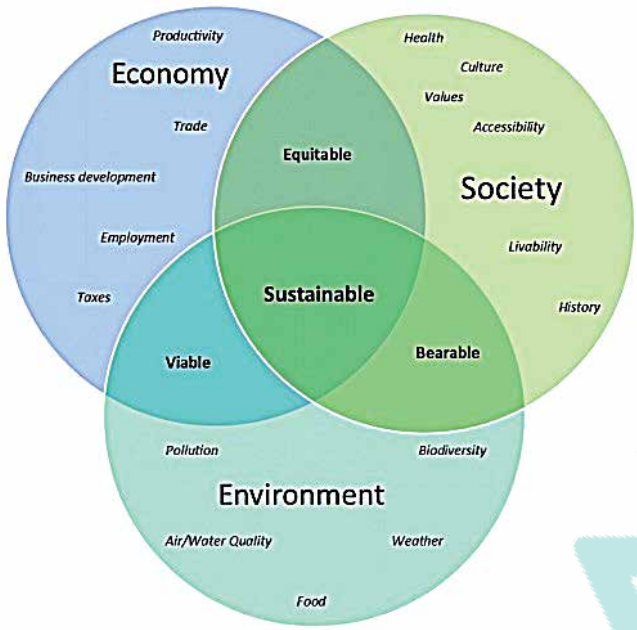

We are continuing a massive and expanded scholarship program since 2011 which provides yearly scholarships to more than 20,000 students mainly studying in HSC and graduation levels.

DBBL has been operating mobile banking services since 2011 to reach the unbanked poor people of the country to bring them under financial services network, who are deprived from traditional banking services, living mostly in rural and remote areas

A further extension of banking for mass people to reach even the remotest corner of the country, DDBL has been operating agent banking services since 2015.

Economic contribution

Savings, investments, employment generation, productions, distribution and consumptions are essential part of any economic system. The Bank being a financial intermediary plays a significant role in this process by mobilizing savings & other resources, allocating such resources to productive investments, local & international trades and consumptions. In the process the Bank is directly or indirectly creating a lot of wealth by accelerating economic activities & growth. By offering its unique products & services the Bank is engaged in maximizing savings, investments, productions, trading, employment, consumptions etc to maximize economic growth and welfare of the society. Therefore, banking company is holding a key position in economic and social development of a country.

DBBL is a corporate citizen. It cannot act on its own without its stakeholders. The stakeholders as a whole help, direct and monitor the Bank to perform its operations in an effective way to create and maximize value for the economy & society.

Shareholders provide the vital equity capital, depositors & lenders put their money in the Bank, and borrowers take the credits for production, trading or consumptions, employees put their services to serve the customers, and government, Bangladesh Bank and Bangladesh Securities and Exchange Commission provide legal & regulatory framework, infrastructure, economic & business environment etc. to ensure smooth operations of banking activities with transparency and accountability.

With the support & resources from various stakeholders, DBBL conducts its businesses to provide services to the customers and society at large and in the process creates and maximizes value for all its stakeholders in a fair, transparent and ethical way. Maximization of profit cannot be the only objective of the Bank, rather maximizing benefits & value for all stakeholders in a fair and balanced way thereby maximizing welfare of the economy & society as a whole is the objective of DBBL. However, profit is also important to give satisfactory returns to all the stakeholders and to ensure sustainable operations, growth and long- term solvency of the Bank which in turns enable the Bank to contribute in a greater way to the economy & society.

As DBBL is dependent on its stakeholders to continue its operation and wealth creation activities, therefore, wealth created by the Bank is also distributed to its various stakeholders. Shareholders get dividends, depositors get interest, employees receive salaries and government gets tax, VAT etc.

Measures taken by DBBL to maximize value for its stakeholders and to increase its contribution to the economy & society in a sustainable way

DBBL as a responsible citizen has taken effective measures to continue its operations in a sustainable way thereby to increase its contribution to the economy & society. DBBL has undertaken due process, procedures and systems in compliance with best practices in corporate governance, risk management, regulatory requirements, environmental issues, staff welfare, customer services and business practices to strengthen its ability to serve the stakeholders and society increasingly in a greater way.

Creation of revenues and its distribution by DBBL

In million Taka

Particulars	Period (For the year ended 31 December)				
	2016	2015	2014	2013	2012
Creation of revenues					
Interest income	15,646	16,028	15,207	14,690	13,925
Investment income	2,072	2,059	1,990	1,669	1,381
Commission, exchange and brokerage	1,545	1,503	1,349	1,601	1,200
Other operating income	2,351	2,259	2,196	2,091	1,707
Total revenue	**21,613**	**21,849**	**20,742**	**20,051**	**18,213**
Distribution of revenues					
To depositors and lenders as interest on deposits and borrowings etc.	5,682	6,240	6,873	7,353	6,919
To employees as salary and allowances	3,049	2,885	2,901	3,483	3,087
To suppliers for providing goods & services	5,787	4,765	4,327	3,370	2,413
Depreciation	1,573	1,525	1,316	1,261	588
Loan loss provision and other provisions	2,288	167	806	1,037	389
To Government as income tax	2,150	3,223	2,698	2,179	2,497
To Deferred tax	(678)	24	(386)	(632)	6
To statutory reserve fund	647	1,253	904	709	963
To Shareholders	1,116	1,767	1,303	1,291	1,351
As cash dividend	600	800	800	309	309
As Bonus share	-	-	-	-	-
As Dividend equalization reserve	200	400	400	155	155
As retained earnings	316	567	103	827	887
Total	**21,613**	**21,849**	**20,742**	**20,051**	**18,213**

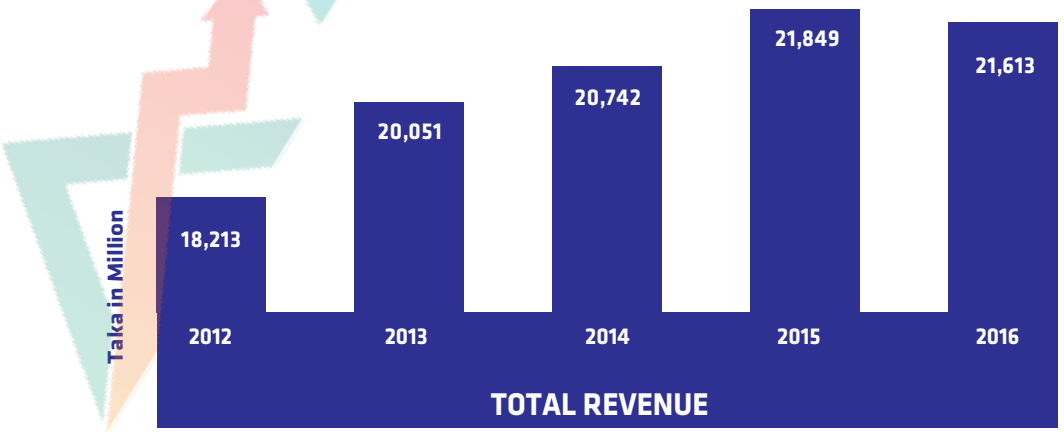

Economic Value Added (EVA) Statement

Economic value added (EVA) is a key performance indicator to measure profitability of a Bank as compared to cost of equity capital. It indicates how much excess value has been created by the Bank for its shareholders after deducting the minimum rate of return required by the shareholders i.e. cost of equity. DBBL has been consistently able to deliver higher EVA to its shareholders:

Economic Value Addition by DBBL

In million Taka

Particulars	Period (For the year ended 31 December)				
	2016	2015	2014	2013	2012
Invested fund by the shareholders					
Shareholders' equity	17,660	16,754	14,517	12,642	10,854
Add: Provision for loans and off-balance sheet exposures	7,096	4,828	4,679	3,827	2,779
Add: Deferred tax provision (net)	783	1,954	996	1,392	2,000
Total invested fund by the shareholders	**25,539**	**23,536**	**20,193**	**17,861**	**15,633**
Average invested fund by the shareholders [A]	**24,538**	**21,864**	**19,027**	**16,747**	**14,298**
Earnings for the year					
Profit before taxation	3,234	6,267	4,519	3,547	4,817
Add: Provision for loans and off-balance Sheet exposures and other provisions	2,288	167	806	1,037	389
Less: Loan written-off	357	50	136	214	204
Less: Cash taxes paid	2,642	2,288	2,708	2,155	2,134
Earning for the year [B]	**2,522**	**4,096**	**2,480**	**2,215**	**2,868**
Cost of equity (On the basis of the weighted average annual yield of 364-day treasury bills plus 2% risk premium) **[C]**	7.0%	10.4%	11.6%	12.9%	13.3%
Cost of average equity [D= A X C]	**1,705**	**2,275**	**2,209**	**2,156**	**1,900**
Economic value added [B – D]	**817**	**1,821**	**271**	**59**	**968**

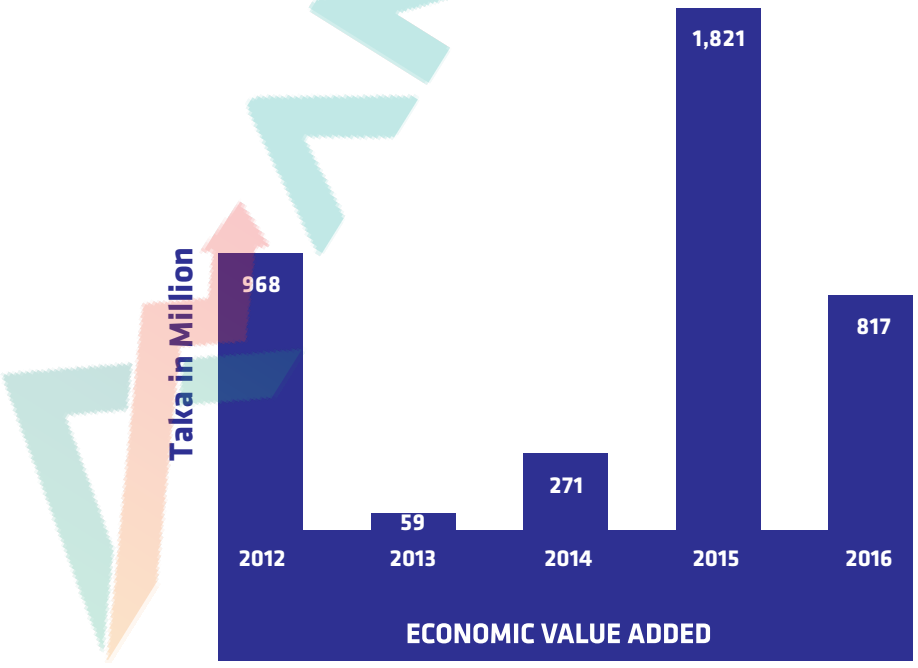

Market Value Added Statement

Market Value Added (MVA) is the difference between the total market value (Based on the price quoted in the main bourse of the country) of equity and the total book value of equity of the Bank as at the reporting date. The higher MVA means that the market is confident in sustainable and progressive business & profit growth and cash flows of the Bank.

The following table shows that DBBL has been able to earn confidence of the shareholders & market in its ability to deliver higher value to the shareholders in future years:

Market Value Added (MVA) Statement

In million Taka

Particulars	Period (For the year ended 31 December)				
	2016	2015	2014	2013	2012
Total market value of the equity	23,340	21,520	21,160	20,940	22,850
Less: Total book value of the equity	17,660	16,754	14,517	12,642	10,854
Market value added	**5,680**	**4,766**	**6,643**	**8,298**	**11,996**

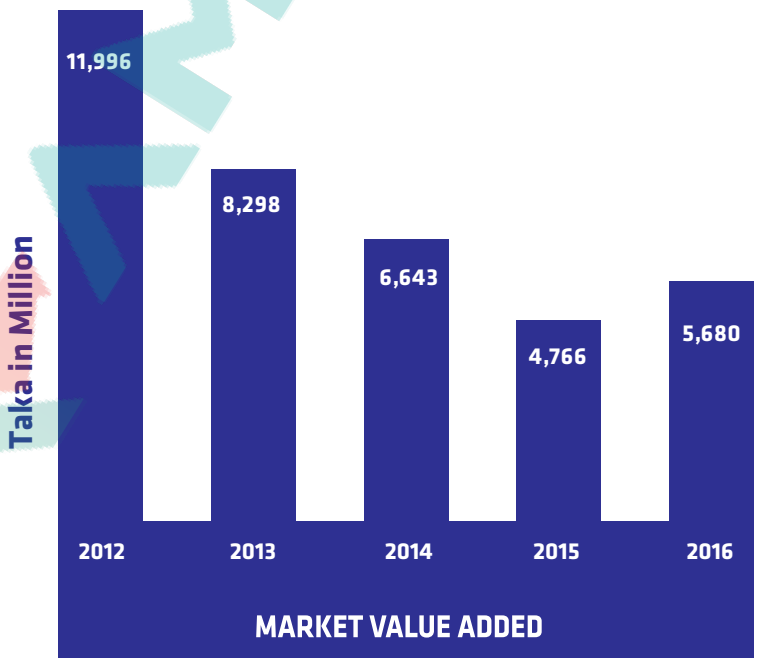

Social Contribution

DBBL being a responsible corporate citizen of the country has been playing a pioneering role in implementing various social and philanthropic programs to help disadvantaged people of the country. Education, healthcare, human resource development, conservation of nature, creation of social awareness, rehabilitation of distress humanities and such other programs to redress human sufferings are some of the important areas where the Bank carries out its social and philanthropic activities.

In order to discharge activities related to Social Cause Programs in an effective way, DBBL established the Dutch-Bangla Bank Foundation (DBBF) in 2001 in which contribution is made by the Bank to carry out highly important social cause programs in the areas of education, healthcare etc. DBBL's contribution to Social cause programs was Taka 838.2 million in 2016 compared to Taka 901.7 million in 2015.

With the aim of illuminating lives of tens of thousands of students with the light of education, DBBL continued its newly expanded and massive scholarship program in 2016 which would provide yearly to more than 20,000 meritorious but needy students studying in HSC and graduation levels.

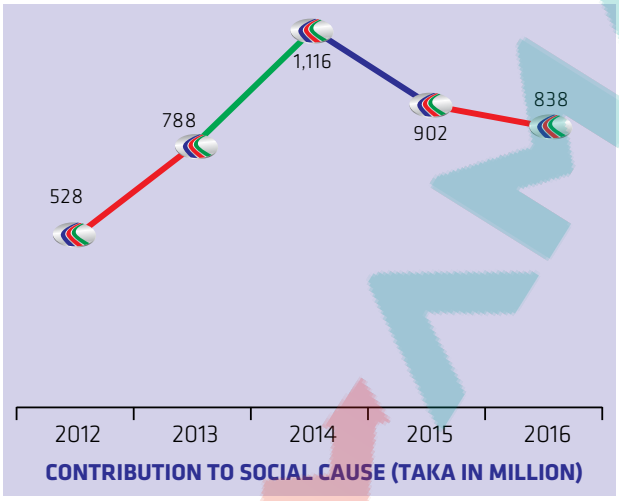

Contribution to the national exchequer

DBBL made significant contribution to the government in boosting its revenue collection. As per the prevailing law of the country, the Bank being a corporate citizen pays tax and VAT on its own income. Besides, the Bank deducts income tax, VAT and excise duty at source from clients, depositors and suppliers, and deposits the same to the national exchequer. During the year 2016, the Bank contributed Taka 5,861.0 million to national exchequer as against Taka 4,787.1 million in the previous year.

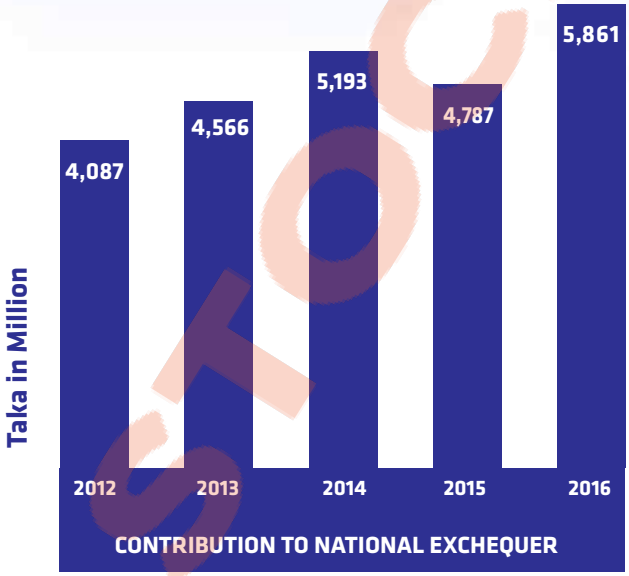

Human Resources

The Bank's Human Resources policies are based on trust and relationship. The Bank's policy is to look after people who want to make a long-term career with the Bank because trust and relationship are built over time.

A number of well thought out policies are in place for welfare of employees in DBBL those are in addition to competitive compensation package available in the industry:

- DBBL Provident Fund
- DBBL Superannuation Fund
- DBBL Gratuity Fund
- House Building Loan Scheme
- Car lease finance scheme
- Festival bonus
- Performance bonus and
- Study leave

Career development and training program

DBBL attaches utmost importance to the development of its employees through continuous training so that DBBL executives can have competitive advantage in the market. The training need of individual employees including training need for introducing new products, services and technology is evaluated on a continuous and systematic way. DBBL executives are encouraged to attend high quality training at home and abroad to develop and broaden existing knowledge and skills and to acquire new skills and expertise.

Serial No	Subject		Number of courses	Number of Participants
1	**Training Courses**			
	a	Foundation Training Course	9	508
	b	Credit Risk Management	3	90
	c	International Trade and Foreign Exchange	3	119
	Sub-total of training		15	717
2.	**Workshop**			
	a	Prevention of Money Laundering and Combating Terrorist Financing	6	473
	b	Green Banking	1	64
	c	Merchant Acquiring AROs and Merchant Managers	1	60
	d	Integrated Supervision System (ISS) Reporting	1	119
	e	Error Free CTR & STR	1	38
	f	Workshop on Internal Control & Compliance	1	41
	g	Trade Service Operation: for ensuring smooth customer services	1	79
	h	Ethics and integrity	2	120
	i	Credit Monitoring & Recovery Tools and Techniques	1	60
	Sub-total of workshop		15	1,054
Grand total of training and workshop			30	1,771

Banking Automation

In today's global business scenario, particularly in banking sector, technology plays a vital role in executing all sorts of customer friendly banking operations with cost-effective services. In this sector, competition is rising steadily day by day. As a result, technology has become an aide of necessity rather than option in financial institutions just to satisfy the growing service demand of the customer in a cost effective way. Keeping this in view, the bank has adopted many technology based solutions that has placed our bank at the zenith of the technological advancement in our banking industry.

Since the start of its operation, Dutch-Bangla Bank Limited has been continuously striving towards bringing world-class technology driven banking services, conveniences and satisfaction to its customers setting a milestone in the banking sector of the country. In many areas of banking service DBBL has been the leader & shown path to others.

It has setup country's largest ATM network comprising of more than 4,300 ATMs at the end of 2016. DBBL has introduced Fast Tracks for the first time in the country to ensure better and wider range of services to its valued customers.

DBBL has also launched the first ever e-payment gateway of the country which has started bringing a change in the online purchase and other services gradually. All these have been possible with the help of a well-trained, highly professional work force and a strong IT infrastructure. To run all the services smoothly DBBL has invested a substantial amount in developing its IT backbone.

Automated Teller Machine (ATM)

DBBL started its ATM/POS service back in 2004 and became the leader soon. The ever expanding DBBL ATM network is a mystery to other players of the country.

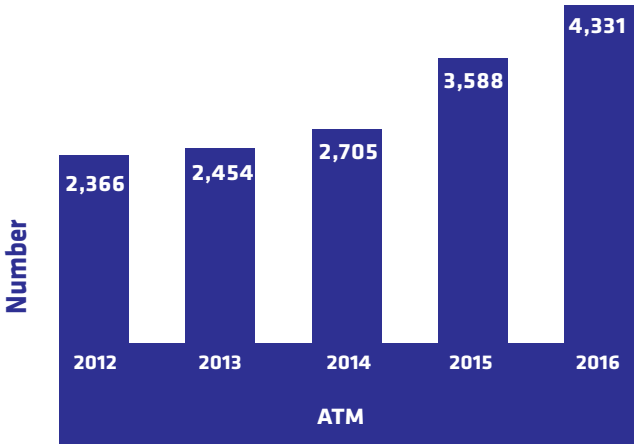

Core Banking Software

DBBL was the first Bank in the country to introduce truly online Banking services with all delivery channels. To ensure better customer service, DBBL has upgraded its core banking software from its earlier version to Flex cube Universal Banking Solution (UBS) in 2012. It has the following key features:

- Any Branch Banking
- Internet Banking Services
- SMS and Alert Banking Service

Fast Track

To provide quick and faster service and move the banking services to the doorsteps of our valued customers, the Bank has introduced Fast Tracks (FT) for the first time in the country. These FTs are comprised of ATMs, Deposit Kiosks, and Customer Service help desk officers.

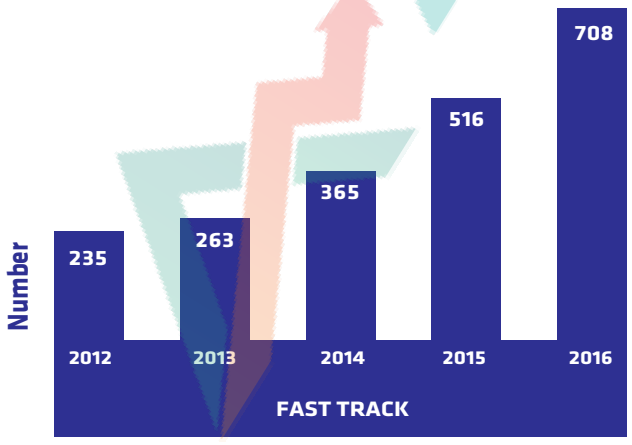

POS (Point of Sales) Merchants

POS business team acquires new retail outlets (POS Merchants) and installs Point of Sales (POS) machines in the outlets. DBBL Nexus, VISA, MasterCard, Union Pay, Discover, Diners Club card users can make transaction through EMV readable POS machines.

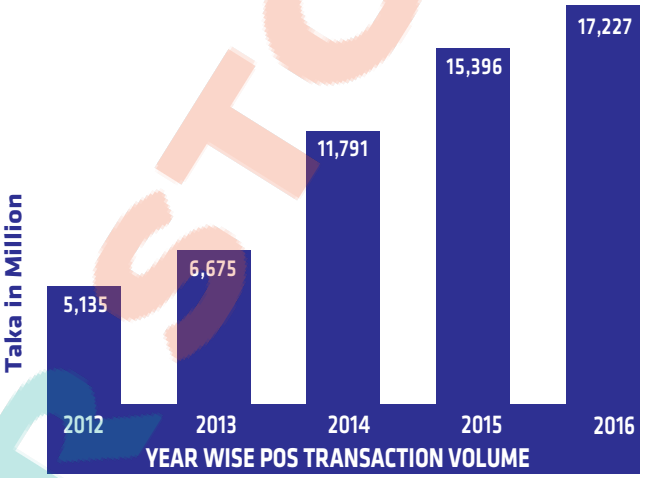

Mobile Banking

Mobile banking service, first of its kind in the country, introduced by DBBL in 2011, was further strengthened in 2016 to cover the entire Bangladesh. The mobile banking services were rebranded in 2016 with 'Rocket' logo for more visibility and customer-centric. The mobile banking services are now spread all over Bangladesh.

The services were targeted to reach the unbanked poor people of the country, who are deprived from traditional banking services, living mostly in rural and remote areas to include them in financial services network through mobile phone.

Compared to traditional banking, mobile banking services are close to the doorsteps of customers, easier to use (can be operated without writing any cheque or using any card but using pin number only) through mobile phone and highly convenient for instant remittance of money from abroad or within the country to any remote destination of the country.

Pioneering Financial Inclusion

DBBL started the foundation for mobile banking in 2005. In 2011, Bangladesh Bank gave DBBL the approval to launch the country's first mobile banking service.

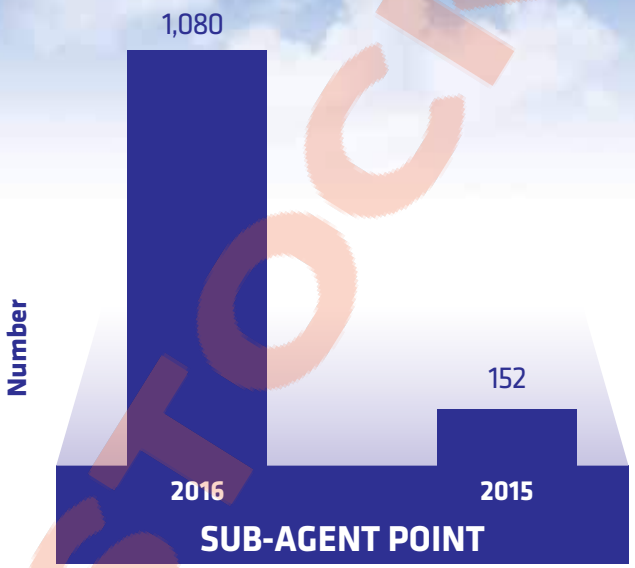

Agent Banking

Agent banking services was introduced in 2015. This is deposit based service and extended hands of DBBL branches. The objective is to bring rural small depositors under the banking umbrella.

To serve this untapped and unprivileged market, a total number of 593 employees in 77 offices across the country are continuously working together with agent points to meet customer requirements. In addition, all the 165 DBBL Branches have dedicated counters to serve mobile banking customers where they can make transactions free of cost.

A further extension of banking for mass people to reach even the remotest corner of the country, agent banking services introduced in 2015 was further expanded in 2016. As many as 1080 Sub-Agent Points covering 470 Upazilas under 64 District were operating at the end of Dec 2016 to serve the agent banking customers. A total of 392 Agents were engaged in providing re-balancing service to the Sub-Agents for smooth operation of customer service.

Technology Infrastructure

To support the on-line transactions with highest level of security, DBBL has a robust network infrastructure with scalable, secure, redundant and load balanced architecture. DBBL is using world renowned CISCO and Juniper devices in its network infrastructure.

Several important projects are going on under IT Development Division. A brief list of the majors ongoing projects are:

- Near Data Center setup
- Expansion of Data Center and DRS
- Document Management System
- Queue Management System

Commitment to rural area and Supporting SME

DBBL has seven SME/Agriculture branch mainly in rural areas to support SMEs and to bring related low income group under financial intermediation to help them become self reliant and unleash the potential of economic growth in rural area.

In order to reinforce our commitment to rural and marginal people of the country, mobile banking services and agent banking services are offered by DBBL for providing banking services to mainly those people who are living in rural areas of the country and mostly deprived of conventional banking services.

DHAKA STOCK

SME Financing

In the context of Bangladesh, the development of Cottage, Micro, Small and Medium Enterprises (CMSMEs) can be considered as a vital instrument for poverty alleviation and ensure the rapid industrialization.

Since inception, DBBL is constantly working for the betterment of the CMSME sector of the country. DBBL has a well-organized and fully functional SME Division equipped with efficient manpower and is actively supporting this industry through its widespread network all over the country.

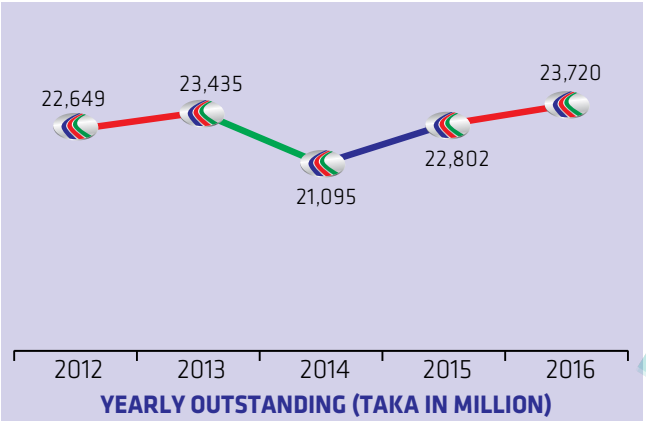

Agricultural Financing

Bangladesh Bank's Agricultural & Rural Credit Policy and Program emphasize to ensuring food security and alleviating rural poverty through escalating the scope of agricultural credit, financial inclusion, resulting in increased fund flow in rural areas. Under the policy, adequate credit has also been provided for two other main sub-sectors namely Fishery and Livestock alongside the crop loan including income generating and poverty alleviation activities in rural areas.

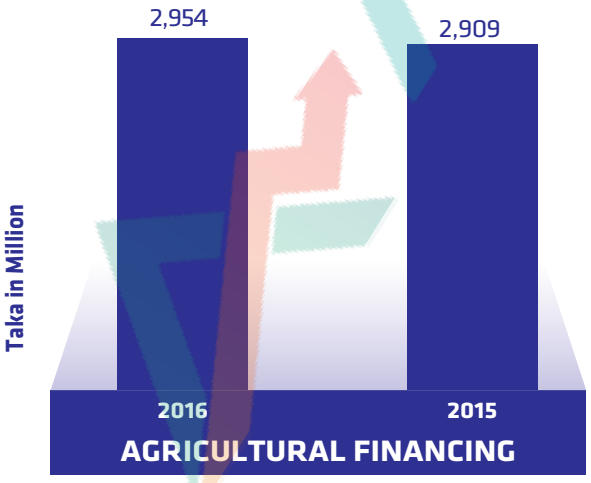

Bangladesh Bank for the FY 2016-2017 has set a target for DBBL of Tk.2, 650.00 million for disbursement of agricultural and rural credit. It is worth mentioning that up to June 30, 2016, DBBL has disbursed Tk. 2,331.10 million out of the target amount of Tk. 2,300.00 million for the FY 2015-2016. As per guideline of Bangladesh Bank, DBBL is actively financing in crop, fisheries, poultry and livestock sectors within which crop sector occupies the majority portion.

Green Banking

DBBL is committed to eco-friendly business environment and green banking

In light with Banking Regulations & Policy Department, Bangladesh Bank vide their Circular No. 02 dated February 27, 2011; DBBL has outlined a detail policy guideline for implementing Green Banking activities under a comprehensive Green Banking Policy in a formal and structured manner in line with global norms so as to protect environmental degradation and ensure sustainable banking practices. DBBL believes that Green Banks or environmentally responsible banks do not only improve their own standards but also affect socially responsible behavior of other businesses.

DBBL, with the support of FMO, has established an international standard Environmental & Social Management System (ESMS) of its own by the technical assistance of a 3rd party consultant viz. F.I. Konsult from Czech Republic. As part of the capacity development program, DBBL has completed, among others, revision of its existing Green Banking policy along with internationally accepted exclusion list and launched Environmental & Social (E&S) Categorization Tool (Environmental Risk Rating) in excel based software as per ERM guidelines of Bangladesh Bank and international best practices.

DBBL complies with environmental standard while financing industrial projects. Projects with likely adverse impact on environment are strongly discouraged by DBBL. We are trying to incorporate sound environmental management process in business operations of projects financed by us that can ensure healthy and sustainable lives for our future generations. DBBL introduced a guideline demanding assessment of environmental and social impacts of the projects to ensure that operations of the projects would be eco-friendly.



DBBL is sponsoring social awareness programs for protecting the environment. Environmental degradation and depletion of natural resources are matters of great concern in Bangladesh like anywhere in the world. Environmental degradation is taking place due to poverty, over population and lack of awareness about the environment. It is manifested by deforestation, destruction of wetlands, depletion of soil nutrients etc.

Natural calamities like floods, cyclones and tidal bores also result in severe socio-economic and environmental damage. DBBL has been continuously creating social awareness to protect the environment that is essential for present and future generations. With that end in view, DBBL is regularly advertising in print and electronic media to develop an eco-friendly society for sustainable and healthy human life.

Taka 5,000,000

budget allocation as Climate Risk Fund for 2016.

Taka 7,500,000

donation to the victims of natural disasters in 2016 against the Climate Risk Fund.

AMARSTOCK


AMAR STOCK



Any time
Anywhere

corporate governance

AMR STOCK


AMAR STOCK



CORPORATE GOVERNANCE

Corporate Governance is the system of internal controls and procedures used to define and protect the rights and responsibilities of various stakeholders. The Bank has adequately complied with all the Corporate Governance Guidelines of Bangladesh Bank and Bangladesh Securities and Exchange Commission (BSEC). It is ensured by the Board that all activities and transactions of the Bank are conducted in compliance with international best practices to protect the highest interest of all the stakeholders.

Maximizing value for shareholders through performance with good governance is the responsibility of corporate management. In line with the best practice, the corporate governance systems and practices in DBBL are designed to ensure adequate internal control in operational process, transparency and accountability in doing business and proper and timely disclosures in financial reporting so that value is maximized for all the stakeholders.

Responsibilities and functions are segregated in a way to strike the right balance between the Board and the Management. The Board provides leadership and direction of the Bank, approves strategic plans and major policy decisions and supervises performance of the management. The Board is responsible for ensuring and encouraging compliance, ethical standard and integrity throughout DBBL.

The Bank has a policy for delegation of authority. Accordingly, authorities are delegated to CEO, other senior management and cross functional management committees comprising head of functional divisions and senior management to review achievements of key objectives. The Board has also clearly delegated authorities to Board Committees with specific terms of reference which sets out their objectives and responsibilities.

The Board

The Board is comprised of directors having diverse skills, experience and expertise to add value towards better corporate governance of the Bank and maximizing value for all stakeholders.

The Board discharges its responsibilities itself or through various committees. The Board meets on a regular basis to discharge its responsibilities.

The Board is made up of seven directors including a non-executive chairman (sponsor director) and two non-executive sponsor directors, one non-executive director representing general public shareholders, two independent directors and one executive managing director & CEO as follows:

Mr. Sayem Ahmed
Sponsor Director & Chairman

Mr. Abedur Rashid Khan
Sponsor Director

Mr. Bernhard Frey
Nominee of Ecotrim Hong Kong Limited, a sponsoring shareholder

Mr. Md. Fakhrul Islam
Elected from General Public Shareholders' group

Mr. Md. Nazim Uddin Bhuiyan, FCMA
Independent Director

Mr. Mohd. Khorshed Alam
Independent Director

Mr. Abul Kashem Md. Shirin
Ex-officio Director (Managing Director & CEO)

Chairman of the Board

The non-executive Chairman of the Board is fully independent of the Managing Director & CEO of the Bank.

Independent Director

DBBL has two independent directors in the Board of the Bank. In compliance with corporate governance guidelines of BSEC and as per rule of Bangladesh Bank, two independent directors have been appointed in the Board of Directors.

Mr. Md. Nazim Uddin Bhuiyan, FCMA is an independent director in the Board of the Bank. Mr. Bhuiyan is a Professor, Department of Accounting & Information Systems, University of Dhaka having long 27 years of teaching experience. He is a Fellow Member of the Institute of Cost and Management Accountants of Bangladesh.

Mr. Mohd. Khorshed Alam is also an independent director in the Board of the Bank. Mr. Alam is a renowned businessman, having long 41 years of business experience. He is a director of Bangladesh Textile Mills Association, Dhaka and Managing Director of Duptara Spinning Mills Ltd. and Intimate International Ltd.

Key objectives of the directors

The Board is responsible for ensuring governance and performance of the company by directing and overseeing activities of the executive management by making them transparent, accountable and responsible. The directors are expected to protect the long term interest of the shareholders and all stakeholders by setting key objectives for the management and by monitoring and ensuring that those objectives are achieved by the management in a sustainable way while maintaining transparency and accountability at every stage of operations.

The Board must be satisfied that sufficient risk management systems are in place to mitigate core risks of the Bank and that there are adequate checks and balances in the internal control system to protect the value and quality of assets of the Bank.

The Board of Directors is entitled to timely, accurate and adequate information & data to ensure effective control over operational, financial, strategic, compliance, governance and risk management issues of the Bank.

The Board is responsible for ensuring the following

- Policy formulation and implementation, risk management, internal control, internal audit and its compliance.
- Setting key targets of the Bank and monitoring progress towards achievement of such targets.
- Approval of major policy decisions and long term strategic plans to achieve key objectives in an efficient and effective way.
- Disclosure of accurate, timely and reliable information to shareholders.

They are expected to

- demonstrate the highest professional and ethical standards.
- be fully independent from management.
- be knowledgeable about the business and challenges that DBBL is facing.
- apply prudence and judgment in decision making.
- display commitments to the Bank and its all stakeholders through participation in the affairs of the Bank.

Number of Board Meeting held in 2016

Number of Board Meetings held in 2016 and the attendance of each Director are shown in Annexure –A of Corporate Governance Guidelines of BSEC.

The Committees of the Board of Directors

As per Bangladesh Bank guidelines, the Board has three committees namely Executive Committee, Audit Committee and Risk Management Committee. Each Committee operates under specific Terms of Reference (TOR) that sets out its responsibilities and composition.

The TORs are designed and reviewed to ensure that the objectives of each committee are achieved in an effective way and that regulatory obligations and obligation to shareholders are fulfilled. The Committee regularly evaluates progress towards key objectives. Accordingly, time and efforts are dedicated to focus on responsibilities those are central to achieve the core objectives of respective committees.

Executive Committee of the Board

The Executive Committee of the Board is comprised of the following members of the Board.

Mr. Abedur Rashid Khan	: Chairman
Mr. Sayem Ahmed	: Member
Mr. Abul Kashem Md. Shirin	: Member

Responsibility of Executive Committee (EC)

The responsibility of Executive Committee of the Board is clearly delegated by the Board in line with regulatory guidelines. Accordingly, the EC exercises all the powers and functions on behalf of the Board in regard to:

- approving credit proposals and monitoring quality of loan portfolio;
- administrative affairs; and
- financial affairs.

However, all policy matters and strategic issues are dealt with by the Board of Directors of the Bank.

Audit Committee of the Board (AC)

The Audit Committee of the Board is comprised of the following non-executive members of the Board

Mr. Md. Nazim Uddin Bhuiyan, FCMA	: Chairman
Mr. Md. Fakhrul Islam	: Member
Mr. Mohd. Khorshed Alam	: Member

Salient Feature of the Objectives and Responsibilities of the Audit Committee of the Board, number of Audit Committee meeting held in 2016 and Report of the Audit Committee of the Board are given on **page 70 to 71** of this Annual Report.

Risk Management Committee of the Board (RMC)

The Risk Management Committee of the Board is comprised of the following non-executive members of the Board

Mr. Abedur Rashid Khan	: Chairman
Mr. Sayem Ahmed	: Member
Mr. Md. Nazim Uddin Bhuiyan, FCMA	: Member

Salient Feature of the Objectives and Responsibilities of the Risk Management Committee of the Board are given below

The TORs of the RMC is to oversee as to whether various core risks of the Bank i.e. credit risk, foreign exchange risk, internal control & compliance risk, money laundering risk, ICT risk, operational risk , interest rate risk, liquidity risk and other residual risks have been identified and measured by the Bank management and whether adequate risk management and risk mitigation systems have been put in place by the Bank management and whether adequate provisions and capital have been maintained against combined risks undertaken by the Bank.

Preparation of Financial Statements

Financial statements of DBBL give a true and fair view of the state of affairs of the Bank and the results of its operations and cash flows. All the applicable Bangladesh Accounting Standards (BAS) and Bangladesh Financial Reporting Standards (BFRS) adopted by the Institute of Chartered Accountants of Bangladesh (ICAB) are complied with for preparation of financial statements. The financial statements are prepared by the management and approved by the Board of Directors and audited by auditors appointed in the Annual General Meeting.

Directors' Responsibility for Internal Control and Financial Reporting

Directors' statement on their responsibility for internal control and financial reporting of the Bank is given on **page 358** of this Annual Report.

External audit

M/s. A. Qasem & Co., [A member firm of Ernst & Young Global Limited], Chartered Accountants is the statutory (external) auditors of the Bank. They don't provide any other accounting, taxation or advisory services to the Bank except certification of cash incentives payable to exporters.

Compliance with Bangladesh Bank regulations

As a commercial bank, DBBL is regulated and supervised by Bangladesh Bank under the Banking Companies Act, 1991 and rules and regulations made there under. DBBL attaches highest priority to strict compliance with all regulatory requirements of Bangladesh Bank in terms of core risk management, capital adequacy ratio, foreign exchange regulations, liquidity management, KYC and anti-money laundering compliance etc.

Audit and Inspection by Bangladesh Bank

Bangladesh Bank also undertakes audit & inspection of DBBL at regular intervals. Compliance with observations and recommendations made by Bangladesh Bank help the Bank to improve internal control, risk management, corporate governance and regulatory compliance maximizing benefit for all stakeholders.

Compliance with Corporate Governance Guidelines of Bangladesh Bank

DBBL has also adequately complied with Corporate Governance Guideline of Bangladesh Bank (BRPD Circular No 11, dated October 27, 2013) in terms of overall business activities of the Bank including credit and risk management, internal control, human resource management as well as income and expenses. It also fully complies with formation of Board, Executive Committee, Audit Committee and Risk Management Committee of the Board and their TORs to improve overall corporate governance system of the Bank and safeguard the interest of all stakeholders. Segregation of financial, operational and administrative authorities and responsibilities between Board and Management have been also ensured.

Compliance with BSEC regulations

As a listed company, DBBL is regulated by the Bangladesh Securities and Exchange Commission (BSEC). We have adequately complied with corporate governance guidelines issued by the Bangladesh Securities and Exchange Commission as follows:

- There are two independent directors on the Board of the Bank.
- Both the independent directors are members of the Audit Committee of the Board with one appointed as its Chairman.
- The quorum of the Audit Committee is not constituted without at least one independent director.
- A certificate has been obtained from M/s. Hoda Vasi Chowdhury & Co., Chartered Accountants on reporting and compliance of Corporate Governance guidelines of BSEC.
- Code of Conduct for the directors as laid down by Bangladesh Bank and Bangladesh Securities and Exchange Commission in their respective Corporate Governance guidelines, is followed by the directors and annual compliance has been reviewed and recorded.
- The Board has clearly defined the respective roles and responsibilities of the Chairman and the Chief Executive Officer.
- The Board has also clearly defined the respective roles, responsibilities and duties of the Chief Financial Officer (CFO), the Head of Internal Audit and the Company Secretary.
- The Board has clearly set forth in writing, the duties of the Audit Committee of the Board in terms of BSEC and Bangladesh Bank guidelines.

Credit Rating of the Bank

In line with Bangladesh Bank's BRPD Circular No. 06 dated July 05, 2006 and in order to improve the risk management and corporate governance system of the Bank and to safeguard the interest of investors, depositors, creditors, shareholders and the Bank Management as a whole, Credit Rating of the Bank for the year 2015 was done by Credit Rating Agency of Bangladesh (CRAB). The date of rating by CRAB was 23 June, 2016.

CRAB assigned 'AA1' (pronounced as double A one) rating in the Long Term and ST-1 rating in the Short Term.

Credit rating will be done regularly on a yearly basis and credit rating of 2016 will be completed before June 30, 2017.

Relations and communication with shareholders

The Bank attaches highest importance on two way communications with the shareholders. The Bank believes that the shareholders should have access to all relevant information about the Bank to make informed, judgment and decisions. All the relevant information is placed in the website (www.dutchbanglabank.com) of the Bank for convenience of the shareholders. As per BSEC guidelines all the price-sensitive information having any possible impact on share prices of the Bank are communicated to the shareholders by publication in national dailies, online news portal and through website of DSE, CSE and BSEC. Quarterly and Half-yearly financial statements are published in the national dailies and these are also communicated to all the shareholders through DSE, CSE and BSEC. Audited yearly Financial Statements are published in the national dailies. The half-yearly and yearly results and press releases are also made available in our website. The Annual General Meeting provides very good opportunities for communication with shareholders. All the suggestions or recommendations made by the shareholders in AGM or any time during the year are taken very seriously for compliance and better corporate governance of the Bank.

Status of compliance with the conditions imposed by Bangladesh Securities and Exchange Commission's Notification No. SEC/CMRRCD/2006-158/134/Admin/44 dated 07 August 2012:

Condition No.	Title	Compliance Status (Put √ in the appropriate column)		Remarks (if any)
		Complied	Not Complied	
1.1 Board's Size	The number of the Board Members of the company shall not be less than 5 (five) and more than 20 (twenty).	√		
1.2 Independent Directors	i) At least one fifth (1/5) of the total number of directors in the company's Board shall be independent directors.	√		
	ii) For the purpose of this clause 'Independent director' means a director-			
	(a) who either does not hold any share in the company or holds less than one percent (1%) shares of the total paid-up shares of the company;	√		
	(b) who is not a sponsor of the company and is not connected with the company's any sponsor or director or shareholder who holds one percent (1%) or more shares of the total paid-up shares of the company on the basis of family relationship. His/her family members also should not hold above mentioned shares in the company: Provided that spouse, son, daughter, father, mother, brother, sister, son-in-law and daughter-in-law shall be considered as family members;	√		
	(c) who does not have any other relationship, whether pecuniary or otherwise, with the company or its subsidiary/ associated companies;	√		
	(d) who is not a member, director or officer of any stock exchange;	√		
	(e) who is not a shareholder, director or officer of any member of stock exchange or an intermediary of the capital market;	√		
	(f) who is not a partner or an executive or was not a partner or an executive during the preceding 3 (three) years of the concerned company's statutory audit firm;	√		
	(g) who shall not be an independent director in more than 3 (three) listed companies;	√		
	(h) who has not been convicted by a court of competent jurisdiction as a defaulter in payment of any loan to a bank or a Non-Bank Financial Institution (NBFI);	√		

	(i) who has not been convicted for a criminal offence involving moral turpitude;	√		
	iii) the independent director(s) shall be appointed by the Board of Directors and approved by the shareholders in the Annual General Meeting (AGM).	√		
	iv) the post of independent director(s) cannot remain vacant for more than 90 (ninety) days.	√		
	v) the Board shall lay down a code of conduct of all Board Members and annual compliance of the code to be recorded.	√		
	vi) the tenure of office of an independent director shall be for a period of 3 (three) years, which may be extended for 1 (one) term only.	√		
1.3 Qualification of Independent Director (ID)	i) Independent Director shall be a knowledgeable individual with integrity who is able to ensure compliance with financial, regulatory and corporate laws and can make meaningful contribution to business.	√		
	ii) The person should be a Business Leader / Corporate Leader / Bureaucrat / University Teacher with Economics or Business Studies or Law Background / Professionals like Chartered Accountants, Cost & Management Accountants, Chartered Secretaries. The independent director must have at least 12 (twelve) years of corporate management / professional experiences.	√		
	iii) In special cases the above qualifications may be relaxed subject to prior approval of the Commission.			Not applicable
1.4 Chairman of the Board and Chief Executive Officer	The position of the Chairman of the Board and the Chief Executive Officer of the companies shall be filled by different individuals. The Chairman of the company shall be elected from among the directors of the company. The Board of Directors shall clearly define respective roles and responsibilities of the Chairman and the Chief Executive Officer.	√		Roles and responsibilities are as per Bangladesh Bank guidelines and service rules of the Bank.

1.5: The Directors' Report to Shareholders

i.	Industry outlook and possible future developments in the industry.	√		
ii.	Segment-wise or product-wise performance.	√		
iii.	Risks and concerns.	√		
iv.	A discussion on Cost of Goods Sold, Gross Profit Margin and Net Profit Margin.			Not applicable
v.	Discussion on continuity of any Extra-Ordinary gain or loss.			Not applicable



vi.	Basis for related party transactions- a statement of all related party transactions should be disclosed in the annual report.	√		
vii.	Utilization of proceeds from public issues, rights issues and / or through any others instrument.	√		IPO was made in 2001 and the IPO fund were used for acquisition of fixed assets and lending
viii.	An explanation if the financial results deteriorate after the company goes for Initial Public Offering (IPO), Repeat Public Offering (RPO), Rights Offer, Direct Listing, etc.			Not applicable
ix.	If significant variance occurs between Quarterly Financial Performance and Annual Financial Statements the management shall explain about the variance on their Annual Report.			Not applicable
x.	Remuneration to directors including independent directors.	√		
xi.	The financial statements prepared by the management of the issuer company present fairly its state of affairs, the result of its operations, cash flows and changes in equity.	√		
xii.	Proper books of account of the issuer company have been maintained.	√		
xiii.	Appropriate accounting policies have been consistently applied in preparation of the financial statements and that the accounting estimates are based on reasonable and prudent judgment.	√		
xiv.	International Accounting Standards (IAS) / Bangladesh Accounting Standards (BAS) / International Financial Reporting Standards (IFRS) / Bangladesh Financial Reporting Standards (BFRS), as applicable in Bangladesh, have been followed in preparation of the financial statements and any departure there-from has been adequately disclosed.	√		
xv.	The system of internal control is sound in design and has been effectively implemented and monitored.	√		
xvi.	There are no significant doubts upon the issuer company's ability to continue as a going concern. If the issuer company is not considered to be a going concern, the fact along with reasons thereof should be disclosed.			Not applicable
xvii.	Significant deviations from the last year's operating results of the issuer company shall be highlighted and the reasons thereof should be explained.			Not applicable

ANWAR STOCK

xviii.	Key operating and financial data of at least preceding 5 (five) years shall be summarized.	√		
xix.	If the issuer company has not declared dividend (cash or stock) for the year, the reasons thereof shall be given.			Not applicable
xx.	The number of Board meeting held during the year and attendance by each director shall be disclosed.	√		
xxi.	The pattern of shareholding shall be reported to disclose the aggregate number of shares (along with name wise details where stated below) held by:-			
	(a) Parent / Subsidiary / Associated Companies and other related parties (name wise details);			Not applicable
	(b) Directors, Chief Executive Officer, Company Secretary, Chief Financial Officer, Head of Internal Audit and their spouses and minor children (name wise details);	√		
	(c) Executives;	√		
	(d) Shareholders holding ten percent (10%) or more voting interest in the company (name wise details).	√		
xxii.	In case of appointment / re-appointment of a director the company shall disclose the following information to the shareholders:-			
	(a) a brief resume of the director;	√		
	(b) nature of his / her expertise in specific functional areas;	√		
	(c) names of companies in which the person also holds the directorship and the membership of committees of the board.	√		

2.00: Chief Financial Officer (CFO), Head of Internal Audit and Company Secretary (CS)

2.1 Appointment	The company shall appoint a Chief Financial Officer (CFO), a Head of Internal Audit (Internal Control and Compliance) and a Company Secretary (CS). The Board of Directors should clearly define respective roles, responsibilities and duties of the CFO, the Head of Internal Audit and the CS.	√		
2.2 Requirement to attend the Board Meetings	The CFO and the Company Secretary of the companies shall attend the meetings of the Board of Directors, provided that the CFO and / or the Company Secretary shall not attend such part of a meeting of the Board of Directors which involves consideration of an agenda item relating to their personal matters.	√		

3.00: Audit Committee

i.	The company shall have an Audit Committee as a sub-committee of the Board of Directors.	√		
ii.	The Audit Committee shall assist the Board of Directors in ensuring that the financial statements reflect true and fair view of the state of affairs of the company and in ensuring a good monitoring system within the business.	√		
iii.	The Audit Committee shall be responsible to the Board of Directors. The duties of the Audit Committee shall be clearly set forth in writing.	√		As per Bangladesh Bank and BSEC guidelines

3.1: Constitution of the Audit Committee

i.	The Audit Committee shall be composed of at least 3 (three) members.	√		
ii.	The Board of Directors shall appoint members of the Audit Committee who shall be directors of the company and shall include at least 1 (one) independent director.	√		
iii.	All members of the Audit Committee should be 'financially literate' and at least 1 (one) member shall have accounting or related financial management experience.	√		
iv.	When the term of service of the Committee members expires or there is any circumstance causing any Committee member to be unable to hold office until expiration of the term of service, thus making the number of the Committee members to be lower than the prescribed number of 3 (three) persons, the Board of Directors shall appoint the new Committee member(s) to fill up the vacancy(ies) immediately or not later than 1 (one) month from the date of vacancy(ies) in the Committee to ensure continuity of the performance of work of the Audit Committee.			Not applicable
v.	The company secretary shall act as the secretary of the Committee.	√		
vi.	The quorum of the Audit Committee meeting shall not constitute without at least 1 (one) independent director.	√		

3.2: Chairman of the Audit Committee

i.	The Board of Directors shall select 1 (one) member of the Audit Committee to be Chairman of the Audit Committee, who shall be an independent director.	√		
ii.	Chairman of the Audit Committee shall remain present in the Annual General Meeting (AGM).	√		

VIVAR STOCK

3.3 Role of Audit Committee

i.	Oversee the financial reporting process.	√		
ii.	Monitor choice of accounting policies and principles.	√		
iii.	Monitor internal Control Risk Management process.	√		
iv.	Oversee hiring and performance of external auditors.	√		
v.	Review along with the management, the annual financial statements before submission to the Board for approval.	√		
vi.	Review along with the management, the quarterly and half yearly financial statements before submission to the board for approval.	√		
vii.	Review the adequacy of internal audit function.	√		
viii.	Review statement of significant related party transactions submitted by the management.	√		
ix.	Review Management Letters / Letter of Internal Control weakness issued by statutory auditors.	√		
x.	When money is raised through Initial Public Offering (IPO) / Repeat Public Offering (RPO) / Rights Issue the company shall disclose to the Audit Committee about the uses / applications of funds by major category (capital expenditure, sales and marketing expenses, working capital, etc), on a quarterly basis, as a part of their quarterly declaration of financial results. Further, on an annual basis, the company shall prepare a statement of funds utilized for the purposes other than those stated in the offer documents / prospectus.	√		IPO was made in 2001 and the IPO fund were used for acquisition of fixed assets and lending

3.4: Reporting of the Audit Committee

3.4.1 Reporting to the Board of Directors	i) The Audit Committee shall report on its activities to the Board of Directors.	√		
	ii) The Audit Committee shall immediately report to the Board of Directors on the following findings, if any:-			
	(a) report on conflicts of interests;			Not applicable
	(b) suspected or presumed fraud or irregularity or material defect in the internal control system;			Not applicable
	(c) suspected infringement of laws, including securities related laws, rules and regulations;			Not applicable
	(d) any other matter which shall be disclosed to the Board of Directors immediately.			Not applicable

3.4.2 Reporting to the Authorities	If the Audit Committee has reported to the Board of Directors about anything which has material impact on the financial condition and results of operation and has discussed with the Board of Directors and the management that any rectification is necessary and if the Audit Committee finds that such rectification has been unreasonably ignored, the Audit Committee shall report such finding to the Commission, upon reporting of such matters to the Board of Directors for three times or completion of a period of 6 (six) months from the date of first reporting to the Board of Directors, whichever is earlier.			Not applicable

3.5: Reporting to the Shareholders and General Investors

	Report on activities carried out by the Audit Committee, including any report made to the Board of Directors under condition 3.4.1 (ii) above during the year, shall be signed by the Chairman of the Audit Committee and disclosed in the Annual Report of the issuer company.	√		

4.00: External / Statutory Auditors

The issuer company should not engage its external / statutory auditors to perform the following services of the company; namely:-

i.	Appraisal or valuation services of fairness opinions.	√		
ii.	Financial information systems design and implementation.	√		
iii.	Book-keeping or other services related to the accounting records or financial statements.	√		
iv.	Broker-dealer services.	√		
v.	Actuarial services.	√		
vi.	Internal audit services.	√		
vii.	Any other service that the Audit Committee determines.	√		
viii.	No partner or employees of the external audit firms shall possess any share of the company they audit at least during the tenure of their audit assignment of that company.	√		
ix	Audit / certification services on compliance of corporate governance as required under clause (i) of condition No. 7.	√		

TAMARSTOCK

5.00: Subsidiary Company

i.	Provisions relating to the composition of the Board of Directors of the holding company shall be made applicable to the composition of the Board of Directors of the subsidiary company.			Not applicable (a subsidiary company was incorporated in 2010 and did not start any operation)
ii.	At least 1 (one) independent director on the Board of Directors of the holding company shall be a director on the Board of Directors of the subsidiary company.			Not applicable
iii.	The minutes of the Board meeting of the subsidiary company shall be placed for review at the following Board meeting of the holding company.			Not applicable
iv.	The minutes of the respective Board meeting of the holding company shall state that they have reviewed the affairs of the subsidiary company also.			Not applicable
v.	The Audit Committee of the holding company shall also review the financial statements, in particular the investments made by the subsidiary company.			Not applicable

6.00: Duties of Chief Executive Officer (CEO) and Chief Financial Officer (CFO)

The CEO and CFO shall certify to the Board that:-

i.	They have reviewed financial statements for the year and that to the best of their knowledge and belief:			
	(a) these statements do not contain any materially untrue statement or omit any material fact or contain statement that might be misleading;	√		
	(b) these statements together present a true and fair view of the company's affairs and are in compliance with existing accounting standards and applicable laws.	√		
ii.	There are, to the best of knowledge and belief, no transactions entered into by the company during the year which are fraudulent, illegal or violation of the company's code of conduct.	√		

7.00: Reporting and compliance of Corporate Governance

i.	The company shall obtain a certificate from a practicing Professional Accountant / Secretary (Chartered Accountant / Cost & Management Accountant / Chartered Secretary) regarding compliance of conditions of Corporate Governance Guidelines of the Commission and shall send the same to the shareholders along with the Annual Report on a yearly basis.	√		
ii.	The directors of the company shall state, in accordance with the **Annexure** attached, in the directors' report whether the company has complied with these conditions.	√		

Annexure-A

13 (thirteen) meetings of the Board of Directors were held in the year 2016. Attendance of the Hon'ble Directors is given below:

Sl. No.	Name of Directors	No. of Attendance	No. of Absence	Remarks
01.	Mr. Sayem Ahmed	12	01	He was pre-occupied and Leave of absence was granted by the Board.
02.	Mr. Abedur Rashid Khan	13	-	
03.	Mr. Bernhard Frey	01	12	i) Nominee of M/s. Ecotrim Hong Kong Limited. ii) He was Pre-occupied and leave of absence was granted by the Board.
04.	Mr. Md. Fakhrul Islam	11	02	He was pre-occupied and Leave of absence was granted by the Board.
05.	Mr. Md. Nazim Uddin Bhuiyan, FCMA	11	02	He was pre-occupied and leave of absence was granted by the Board.
06.	Mr. Mohd. Khorshed Alam	13	-	
07.	Mr. K. Shamshi Tabrez Ex-officio Director (Managing Director)	11	-	i) Retired from the office of the Managing Director with effect from at the close of business of 31st October 2016. ii) During his period 11 (eleven) meetings were held.
08.	Mr. Abul Kashem Md. Shirin Ex-officio Director (Managing Director & CEO)	02	-	i) Appointed as Managing Director & CEO with effect from November 01, 2016. ii) During his period 02 (two) meetings were held.

AMAR STOCK

Annexure – B

The pattern of Shareholding of Dutch-Bangla Bank Limited as of 31 December 2016 as per BSEC's Notification No. SEC/CMRRCD/2006-158/134/Admin/44 dated 07 August 2012:

(i) Shareholding by Parent/Subsidiary/Associated Companies and other related parties: Nil

(ii) Shareholding by:

Directors	: Given in the notes to the Financial Statements **(Note 16.5)**
MD & Chief Executive Officer	: Nil
Company Secretary	: Nil
Chief Financial Officer	: Nil
Head of Internal Audit	: Nil
Spouse of above Executives	: Nil

(iii) Shareholding by Executives : Nil

(iv) Shareholders holding ten percent (10%) or more shares:

Sl. No.	Name of the shareholders	No. of shares as of 31 December 2016
01	Mr. Mohammed Sahabuddin Ahmed	44,424,650 shares = 22.21%
02	Mr. Md. Abdus Salam*	29,763,330 shares = 14.88%
03	M/s. Ecotrim Hong Kong Limited	49,471,880 shares = 24.74%

*Change of name of the owner of 29,763,330 Shares from Mr. Md. Abdus Salam to M/s. Horizon Associates Ltd. is under process in terms of the Decree of the Court.

Information of Directors in compliance with the condition No. 1.5 (xxii) of Corporate Governance guidelines dated 07 August 2012 of Bangladesh Securities and Exchange Commission (BSEC):

Sl. No.	Name of the Director	Date of Birth	Educational Qualification	Experience	CIB Status
01.	Mr. Sayem Ahmed Sponsor Director & Chairman	10/12/1985	i) Bachelor of Software Engineering, University of Toronto, Canada; and ii) Certified Managerial Accountant (CMA), University of Toronto, Canada.	He is a businessman having 18 years experience. He is a Director of i) Kader Compact Spinning Ltd.; and ii) AA Yarn Mills Ltd. Deputy Managing Director of i) Kader Synthetic Fibres Ltd.; ii) MSA Spinning Ltd.; iii) AA Synthetic Fibres Ltd.; iv) SR Synthetic Fibres Ltd.; and v) AA Power Generation Co. Ltd.	Clean (Unclassified)

Sl. No.	Name of the Director	Date of Birth	Educational Qualification	Experience	CIB Status
02.	Mr. Abedur Rashid Khan Sponsor Director	12/09/1950	B. Sc.	He is a businessman having 28 years of experience specially in Export- Import trading. He is proprietor of Avanti International Ltd. and Chairman of Nextgen Trading Ltd.	Clean (Unclassified)
03.	Mr. Bernhard Frey Nominee Director	18/12/1949	Chartered Accountant	He has 35 years of business experience. He is the Managing Director of M/s. Ecotrim Hong Kong Limited.	Clean (Unclassified)

Information of remaining Directors

Sl. No.	Name of the Director	Date of Birth	Educational Qualification	Experience	CIB Status
01.	Mr. Md. Fakhrul Islam Director from the General Public Shareholders' group	01/01/1966	B. Sc. Engineering (Buet)	He has 22 years of business experience. He is Managing Director of M/s. Adept Ltd. and proprietor of M/s. Dev Con.	Clean (Unclassified)
02.	Mr. Md. Nazim Uddin Bhuiyan, FCMA Independent Director	15/07/1965	B. Com. (Hons), M. Com (Accounting), University of Dhaka, FCMA	He is a Professor of Department of Accounting & Information Systems, Dhaka University having 27 years of teaching experience.	Clean (Unclassified)
03.	Mr. Mohd. Khorshed Alam Independent Director	06/06/1950	Bachelor of Commerce (under University of Dhaka)	He has 41 years of business experience. He is a Director of Bangladesh Textile Mills Association, Dhaka and Managing Director of i) M/s. Duptara Spinning Mills Ltd.; and ii) M/s. Intimate International Ltd.	Clean (Unclassified)
04.	Mr. Abul Kashem Md. Shirin Ex-officio Director (Managing Director & CEO)	07/02/1961	i) Master of Engineering from BUET, Dhaka; and ii) Master of Engineering from Asian Institute of Technology, Bangkok, Thailand.	He has 31 years of experience in Commercial Banks and Govt. organization.	Clean (Unclassified)

Report of the Audit Committee of the Board as per Bangladesh Securities and Exchange Commission Notification No. SEC/CMRRCD/2006-158/134/Admin/44 dated August 07, 2012 on Corporate Governance.

The Audit Committee of the Board was first duly constituted by the Board of Directors of the Bank in accordance with the BRPD Circular Number 12 dated December 23, 2002 of Bangladesh Bank. Subsequently, the Committee was reconstituted several times due to change of Members of the Board of Directors / Committee and to comply with the rules and regulations of Bangladesh Bank as well as Bangladesh Securities and Exchange Commission. Accordingly, last 24 December 2014, the Audit Committee was reconstituted in 148th meeting of the Board of Directors in compliance with the BRPD Circular No. 11 dated 27 October 2013.

The objectives of the Audit Committee are to assist the Board of Directors mainly in the following areas:

Establishing a compliance culture through adequate internal control system to ensure that sufficient risk management system is in place to manage core risks of the Bank and that financial reports disclosed by the Bank are reliable.

- Developing an adequate Information Technology (IT) and MIS and establishing sufficient control system in IT operations to protect the Bank against any operational risk.
- Ensuring true and fair presentation of financial statements with adequate disclosure in compliance with Bangladesh Accounting Standards / Bangladesh Financial Reporting Standards / Accounting Standard as directed by Bangladesh Bank.
- Reviewing the internal audit procedure of the Bank to ensure to work independently from the management of the Bank.
- Reviewing the adequacy and effectiveness of internal audit and whether management is complying with recommendations made by the internal audit and external audit to ensure good monitoring system within the business.
- Reviewing whether the officers / staffs of the Bank are clearly advised regarding their duties & responsibilities and evaluating their performance through the report of the Internal Auditor.
- Recommending appointment of external auditors and special auditors, if any, to the Board and also reviewing audit works and reports submitted by external auditors and special auditors to ensure compliance and regularization of recommendations made by the auditors.
- Reporting to the Board of Directors on mistakes, frauds and forgeries and other irregularities, if any, observed by internal / external auditors and regulatory authority for guidelines of the Board.
- Reviewing compliance of all applicable rules and regulations and the directives made by the Board of Directors of the Bank and controlling authorities.
- Review statement of significant related party transactions submitted by the management.
- Review Management Letters / Letter of Internal Control weakness issued by statutory auditors.
- Reviewing the financial statements and consult with the external auditor and management team of the Bank before finalization.
- The committee will submit a report on quarterly basis to the Board of Directors for compliance on mistakes, frauds & forgeries and other irregularities, if any, identified by internal auditor, external auditor and Bangladesh Bank inspection team.
- The Committee will evaluate the efficiency and effectiveness of internal audit.
- The internal auditor and external auditor will submit an evaluation report on the concerned subject after verified by the Committee.
- The Committee will regularly evaluate its activities and other supervising activities vested by the Board of Directors.
- Monitor Internal Control Risk Management process.
- Review along with the management, the quarterly and half yearly financial statements before submission to the board for approval.
- The Audit Committee will evaluate the audited accounts and report thereon made by the external auditors.

In pursuance of the objectives, fifteen (15) meetings of the Audit Committee of the Board were held during the year 2016. The Committee reviewed compliance of policy issues, regulations and applicable laws in general and audit reports submitted by Bank's Internal Control & Compliance Division as well as reports of external auditors.

Upon review of 488 audit reports on Branches and Head Office Divisions submitted in fifteen (15) meetings by Bank's Internal Control & Compliance Division, the Audit Committee issued a number of instructions and provided guidelines to improve the state of operation, internal control and compliance procedure and risk management system of the Bank including operational risk, credit risk and documentation.

The Committee also instructed for immediate compliance of all issues raised and stressed the need for compliance on the part of the managers/divisional heads and to review the progress on a regular basis and to submit updated compliance reports to Internal Control & Compliance Division.

The Committee, among others, put special emphasis on the following areas:

- To comply with all the requirements of the regulatory circulars meticulously provided by the Regulatory Authority like Bangladesh Bank, Bangladesh Securities and Exchange Commission (BSEC) etc.
- To give emphasis on improving the customer services as well as ATM service.
- To complete all documentation formalities in the loan accounts and foreign trade, if any.
- To improve the deposit mix with a view to bringing down the cost of fund.
- To give emphasis on account opening, retail and SME business.
- To take necessary actions for proper and prompt delivery of ATM cards and cheque books.
- Not to provide EOL without the approval of the competent authority of the Bank.
- To complete Balancing / Breakup of GL Heads.
- To check the daily activity reports of the Branches regularly.
- To complete the audit of the new Branches within 06 (six) months from the date of the opening with a view to complying with the irregularities at the early stage.
- To comply the Anti Money Laundering rules and regularize the KYC profiles.
- To define roles and responsibilities of all officers of the Branch.
- To prepare manpower planning of the Branches.
- To maintain Departmental Control Function Check List (DCFCL).
- To maintain fire proof safe custody for ensuring security of documents.
- To open accounts with proper documents and complying all the rules and regulations in force.
- To secure the vault room of the Branch.
- To obtain the network document and electric design diagram of the Branches.
- To strengthen the internal control system.
- To implement the Core Risk Management Guidelines.
- To regularize various lapses, irregularities in general banking, foreign trade and credit in the Branches.

The Committee also reviewed the audited financial statements as of 31 December 2015, first quarter financial statement as of 31 March 2016, half-yearly financial statements as of 30 June 2016 and third quarter financial statements as of 30 September 2016 of the Bank.

While observing financial statements, the Committee thoroughly reviewed adequacy of provisions made against loans and advances and other assets and Capital to Risk-weighted Assets Ratio.

The Committee stressed the need for close co-ordination between External Auditors and Internal Control & Compliance Division for continuous improvement of internal control procedure and risk management system of the Bank.



Md. Nazim Uddin Bhuiyan, FCMA
Chairman
Audit Committee of the Board

February 22, 2017

To
The Board of Directors
Dutch-Bangla Bank Limited
Head Office, Dhaka

Subject: Certification of Managing Director & CEO and Chief Financial Officer (CFO) to the Board.

In terms of the Notification of Bangladesh Securities and Exchange Commission (BSEC) bearing No. SEC/CMRRCD/2006-158/134/Admin/44 dated August 07, 2012, both we, the undersigned Managing Director & CEO and Chief Financial Officer (CFO) do hereby certify that we have reviewed the financial statements for the year ended 31 December 2016 of Dutch-Bangla Bank Limited (DBBL) and to the best of our knowledge and belief:

i) (a) these statements do not contain any materially untrue statement or omit any material fact or contain statements that might be misleading; and

(b) these statements together present a true and fair view of the Company's affairs and are in compliance with existing accounting standards and applicable laws.

ii) no transactions entered into by the Company during the year which are fraudulent, illegal or violation of the Company's code of conduct.

Khan Tariqul Islam, FCA
Chief Financial Officer (CFO)

Abul Kashem Md. Shirin
Managing Director & CEO



Certificate on Compliance of Conditions of Corporate Governance Guidelines to the Shareholders of Dutch-Bangla Bank Limited

We have examined the compliance of condition of corporate governance guidelines of the Bangladesh Securities and Exchange Commission ("BSEC") by Dutch-Bangla Bank Limited (the "Bank") as stipulated in the BSEC notification no. SEC/CMRRCD/2006-158/134/Admin/44 dated 7th August 2012 and subsequent modification SEC/CMRRCD/2006-158/147/Admin/48 dated 21 July 2013 as at 31st December 2016.

The Bank's Responsibilities

Those charged with governance and management of the Bank are responsible for complying with the conditions of corporate governance guidelines as stated in the aforesaid notification and reporting of the status of compliance in the annual report.

Our Responsibilities

Our examination for the purpose of issuing this certification was limited to the checking of procedures and implementations thereof, adopted by the Bank for ensuring the compliance of conditions of corporate governance and correct reporting of compliance status on the attached statement on the basis of evidence gathered and representation received.

Conclusion

To the best of our information and according to the explanations given to us, we certify that the Bank has complied with the conditions of corporate governance stipulated in the above mentioned BSEC notification and reported thereon.

Dated: Dhaka
26 February 2017

Manzoor Alam, FCA
Senior Partner
ICAB Enrolment Number 132
For **Hoda Vasi Chowdhury & Co**
Chartered Accountants


AMAR STOCK



Any time
Anywhere

risk management

AMAR STOCK


AMAR STOCK

RISK MANAGEMENT
FRAMEWORK AND STRATEGY

The objective of risk management system is to identify, assess, record and actively manage any internal or external risks that could pose a threat to the attainment of the Bank's corporate goals.

In this section a summarized position of various inherent and potential risks, DBBL is facing, while conducting its business and operations and steps taken by the Bank to effectively manage and mitigate such risks are discussed.

Risk Management Framework

Risk is defined by DBBL as risk of potential losses or foregone profits that can be triggered by internal and external factors. Therefore, the objectives of risk management are identification of potential risks in our operations and transactions, in our assets, liabilities, income, cost and off-balance sheet exposures and independent measurement and assessment of such risks and initiating timely and adequate measures to manage and mitigate such risks within a risk-return framework.

In DBBL, only calculated risks are taken while conducting banking business to strike a balance between risk and return. Risk is clearly identified, mitigated or minimized and if possible eliminated to protect capital and to maximize value for the shareholders.

DBBL follows the 'Tone at the Top' strategy for overall risk management. That means, ultimate responsibility for effective risk management of the Bank lies with the Board of Directors. The Board itself and through delegated authority to various committees of the Board, like Audit Committee, Executive Committee and Risk Management Committee sets principles and limits, reviews and monitors various risks to assess adequacy of the system and to ensure that the Bank is operating within approved systems & procedures. Through delegated authority, management committees, like ALCO, Credit Committee, Management Committee (MANCOM) and Risk Management Committee also oversee and ensure that sufficient risk management systems are in place and these are consistently applied to protect the interest of the Bank.

DBBL RISK MANAGEMENT FRAMEWORK

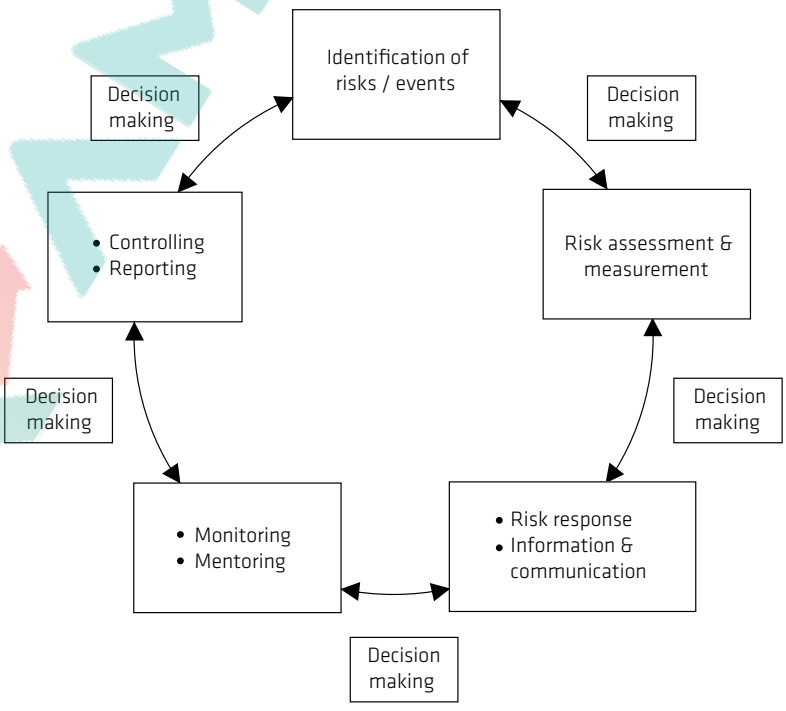

DBBL also follows the Three (3) Lines of Defense (LoD) approach of modern risk management for the Bank-wide comprehensive risk management. Three (3) LoD of DBBL is as under:

First Line of Defense – Business and Operational Segment/Units: includes those functional divisions/ branches/units/segments who own the risks associated with their operational area/portfolio and primarily responsible for managing risks under the respective regulatory directives for day-to-day affairs of operations/business of banks.

Adequate managerial and supervisory controls have been in place to ensure compliance and to highlight control breakdown, inadequate processes, and unexpected events.

Second Line of Defense- Risk Management Division and other Back-Offices: includes those divisions/units/ segments of the operations who are responsible for managing risk and ensuring the compliance functions to help build and/or monitor the first line-of-defense controls. Top of the all functional divisions/units, Risk Management Division (RMD) is entrusted to play a pivotal role for bank-wide risk management in coordination with all concerned of the Bank.

Third Line of Defense – Internal Control & Complaince: Internal auditors provide the Board/Senior Management with comprehensive assurance based on the highest level of independence and objectivity within the organization. Internal audit provides assurance on the effectiveness of governance, risk management, and internal controls, including the manner in which the first and second lines of defense achieve risk management and control objectives.

Internal audit actively contributes to effective organizational governance providing certain conditions fostering its independence and professionalism are met. Best practice is to establish and maintain an independent, adequately, and competently staffed internal audit function, which includes:

i. Acting in accordance with recognized international standards for the practice of internal auditing;

ii. Reporting to a sufficiently high level in the organization to be able to perform its duties independently; and

iii. Having an active and effective reporting line to the governing body.

However, external auditors, regulators, and other external bodies reside outside the Bank's structure, but they can have an important role in overall governance and control structure of the Bank. These stakeholders are also considered as additional lines of defense, providing assurance to the Bank's shareholders, including the Board/ senior management.

A wide range of tools and techniques are used to address & mitigate all kinds of inherent and potential risks in banking operations. The Bank attaches highest priority to establish, maintain and upgrade risk management infrastructure, systems and procedures. In this regard, sufficient resources are allocated to improve skills and expertise of relevant banking professionals to manage the risk effectively. The policies and procedures are approved by the Board and assessed on a regular basis to bring these to the level of satisfaction required to manage & mitigate the risks adequately and consistently.

Elements of DBBL Risk Management Framework

With a view to achieving the overall goal and objective of the Bank through optimization of shareholders' value and to protect the depositors' interest through trust & confidence on a sustained fashion, DBBL considers the following key elements in its risk management framework:

1. Risk governance, Infrastructure and supporting risk policies;

2. Individual (per financial transaction) and Overall (entire portfolio basis) Risk Appetite with regard to Capital, Liquidity and Profitability of the Bank; and

3. Ensuring regulatory reporting and compliance.

RISK MANAGEMENT PROCEDURE

Approved predetermined policies and guidelines

To ensure that risks are properly addressed and protected for sustainable development of the Bank, there are approved policies and procedures covering all the risk areas i.e. credit risk, operational risk and market risk. These are formulated taking into account Bangladesh Bank's Guidelines on managing core risks on Asset-Liability Risk Management, Credit Risk Management, Internal Control & Compliance Risk Management, Foreign Exchange Risk Management, Information & Communication Technology Risk Management and Money Laundering Risk Management as well as the business environment in which the Bank operates, specific needs for particular type of operations or transactions and international best practice. These policies are regularly reviewed and updated to keep pace with the changing operating environment, technology and regulatory requirements. Meticulous compliance with the established procedures are ensured to satisfy that the Bank is operating within approved procedures and limits and that risks are within tolerable limits to effectively ensure long term solvency and sustainable growth of the Bank.

Risk management infrastructure

Risk management procedures are approved, monitored, and mitigated at various stages of the Bank with a combination of Board, its committees, management committees, management units, Internal Control & Compliance Division and Risk Management Division. The hierarchy of DBBL risk management infrastructure is as under:

DBBL RISK MANAGEMENT INFRASTRUCTURE

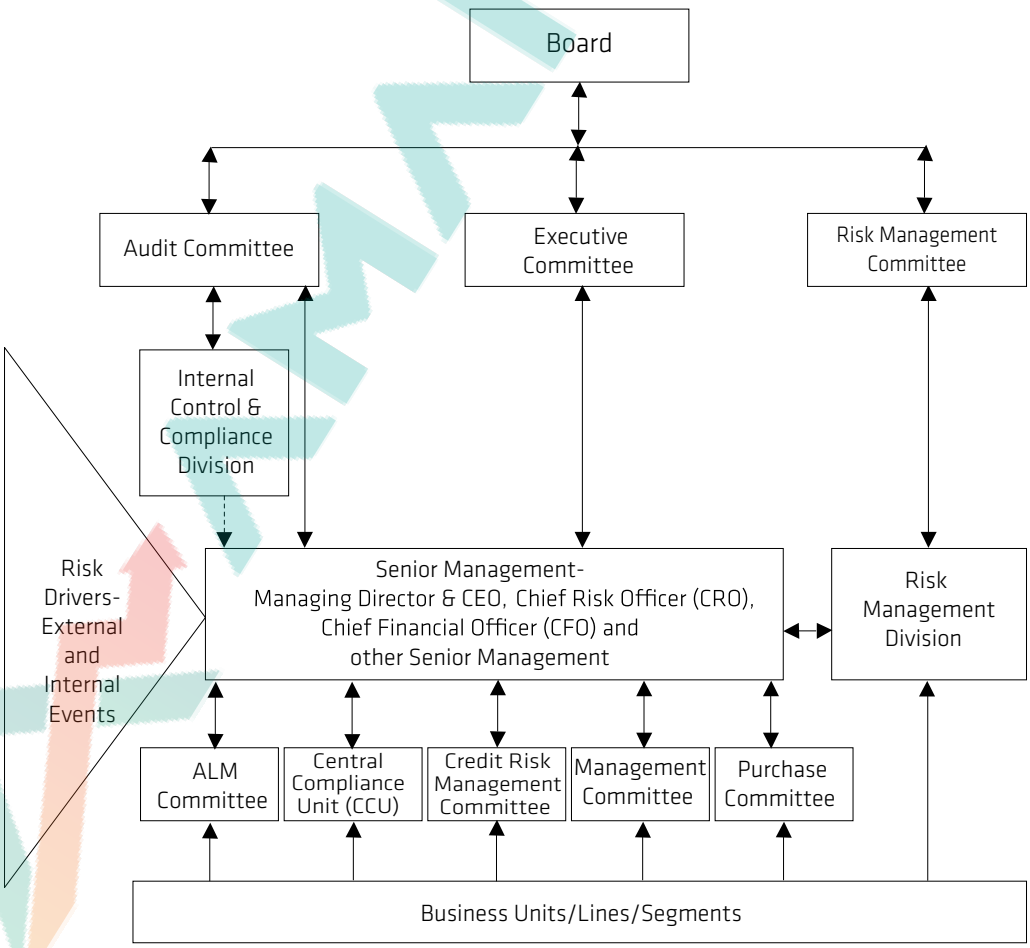

Board of Directors

The Board oversees and approves all major risk management policies and parameters taking into account market condition, regulatory requirements and lessons learned in the past. While setting policies and parameters for credit, operational and market risks, a balance is maintained for ensuring smooth banking operations while protecting against down side risk from potential loss or foregone income and to protect interest of shareholders and depositors.

Role of the Board of Directors (BODs)

a) Defining the risk appetite;

b) Ensuring annual business plan are in line with risk appetite;

c) Designing the organizational structure to manage risk within the Bank;

d) Understanding the inherent risks of the Bank;

e) Reviewing and approving risk management policies at least annually;

f) Enforcing and using adequate record keeping and reporting systems;

g) Reviewing and approving limits at least annually;

h) Approving the credit proposals considered as large loan exposures as defined by Bangladesh Bank (i.e. exposures to a single person/ counterparty or a group equal to or greater than 10% of the Bank's regulatory capital); and

i) Monitoring the compliance with overall risk management policies and limits.

Executive Committee (EC) of the Board

Executive Committee of the Board is responsible to oversee that the management and its committees are operating within approved limits and authorities and that all major risks are managed & mitigated effectively and potential and actual losses arising from risks are within the acceptable limits. EC also approves all credit proposals except the large loan proposals, administrative proposals and major purchases as recommended by the Credit Risk Committee, Management Committee and Purchase Committee respectively.

Audit Committee of the Board

Audit Committee independently monitors all activities of banking operations involving credit risks, operational risks and market risks through Internal Control & Compliance Division (IC&CD) of the Bank. Risk based audit plan for IC&CD is approved by the Committee and its implementation is monitored on a regular basis to ensure that all risk factors are adequately addressed and any deviation is quickly corrected to ensure sustainable operation of banking activities.

Risk Management Committee of the Board

In compliance with the Sub-section (3) of Section 15Kha of the Bank Company (Amended) Act, 2013 and the BRPD Circular No. 11 dated 27 October 2013 issued by Bangladesh Bank, "Risk Management Committee of the Board" has been formed. The Terms of Reference (ToR) of the Committee is determined as per the guidelines/ circulars of Bangladesh Bank issued and in-force from time to time.

As per the Terms of Reference (ToR), four (4) meetings of Risk Management Committee of the Board were held during 2016.

In compliance with DOS Circular Letter No. 13 dated 9 September 2015 of BB, following developments have been made during the year:

i. Minutes of the Board Risk Management Committee meetings have been submitting to BB within 7 days of the meeting;

ii. Risk Management Division (RMD) has been reporting the high-risk related matters, identified by the management-level risk

committee, directly to the Board Risk Management Committee; and providing a copy to the Managing Director for information;

iii. The Comprehensive Risk Management Report (CRMR) for the month of June and December are being submitted to Bangladesh Bank. The monthly risk management report for the months except June and December have also been submitting to BB within the stipulated time; and

iv. The resolutions/ decisions of the meetings were also conveyed to all concerned of the Bank for ensuring their compliance.

Role of Risk Management Committee of the Board

a. Supervising and monitoring the compliance of core risks management practices (asset-liability risk management, credit risk management, foreign exchange risk management, internal control & compliance risk management, anti-money laundering risk management, information & communication risk management including other risk related guidelines);

b. Oversee the 'cause' and 'effect' relationship of risk identification, measurement and its ultimate impact on bank's capital. That means, the Committee reviews the risk management and capital management functions of the Bank;

c. Ensuring sufficient staff resources for each risk management activity;

d. Establishing standards of ethics and integrity for staff and enforcing these standards;

e. Supervising day-to-day activities of senior management and heads of business lines with regard to effective risk management;

f. Identifying risks involved in new products and activities and ensuring that the risks can be measured, monitored, and controlled adequately; and

g. Establishing committees and sub-committees to be in charge of ongoing risk management functions.

Management Committees

Committees like Credit Risk Management Committee, Asset-Liability Management Committee (ALCO), Purchase Committee, Management Committee (MANCOM), Recruitment Committee, Supervisory Review Process (SRP) Team comprising of senior executives and concerned heads of functional divisions ensure compliance with all relevant risk management policies and strategies. On top of these, a high level Risk Management Committee through Risk Management Division is overseeing and mitigating all the major existing and potential risks, the Bank is facing, in carrying out its business and operational activities.

Management units

Management units like Credit Risk Management Division, Treasury Division, Credit Administration Division, Special Asset Management Division, Office of the Chief Anti Money Laundering Compliance Officer (CAMLCO), Sustainable Finance Unit, Vigilance Cell, Central Customer Service & Complaint Management Cell etc. ensure and monitor risk management system and compliance with all approved limits, procedures, regulatory stipulations at all operational levels on a daily basis.

Internal Control & Compliance Division directly reporting to Audit Committee of the Board

Internal Control & Compliance Division (IC&CD) on a regular basis independently verifies compliance with all approved risk management and internal control policies. Deviations are identified, reported and corrected to mitigate risk on a continuous basis and to ensure that the Bank is operating in compliance with all approved and established policies. Internal Control & Compliance Division directly reports to the Audit Committee of the Board.

Credit Risk

Credit risk is the most significant and inherent risk in banking business. Every loan exposure or transaction with counterparty involves the Bank to some extent of credit risks. Credit Risk Management is at the heart of the overall risk management system of the Bank. It is designed and regularly updated to identify, measure, manage and mitigate credit risk to maintain and improve quality of loan portfolio and reduce actual loan losses and to ensure that approved processes are followed and appropriate due diligence are made in approving new credit facilities and renewals.

CREDIT RISK MANAGEMENT INFRASTRUCTURE OF DBBL

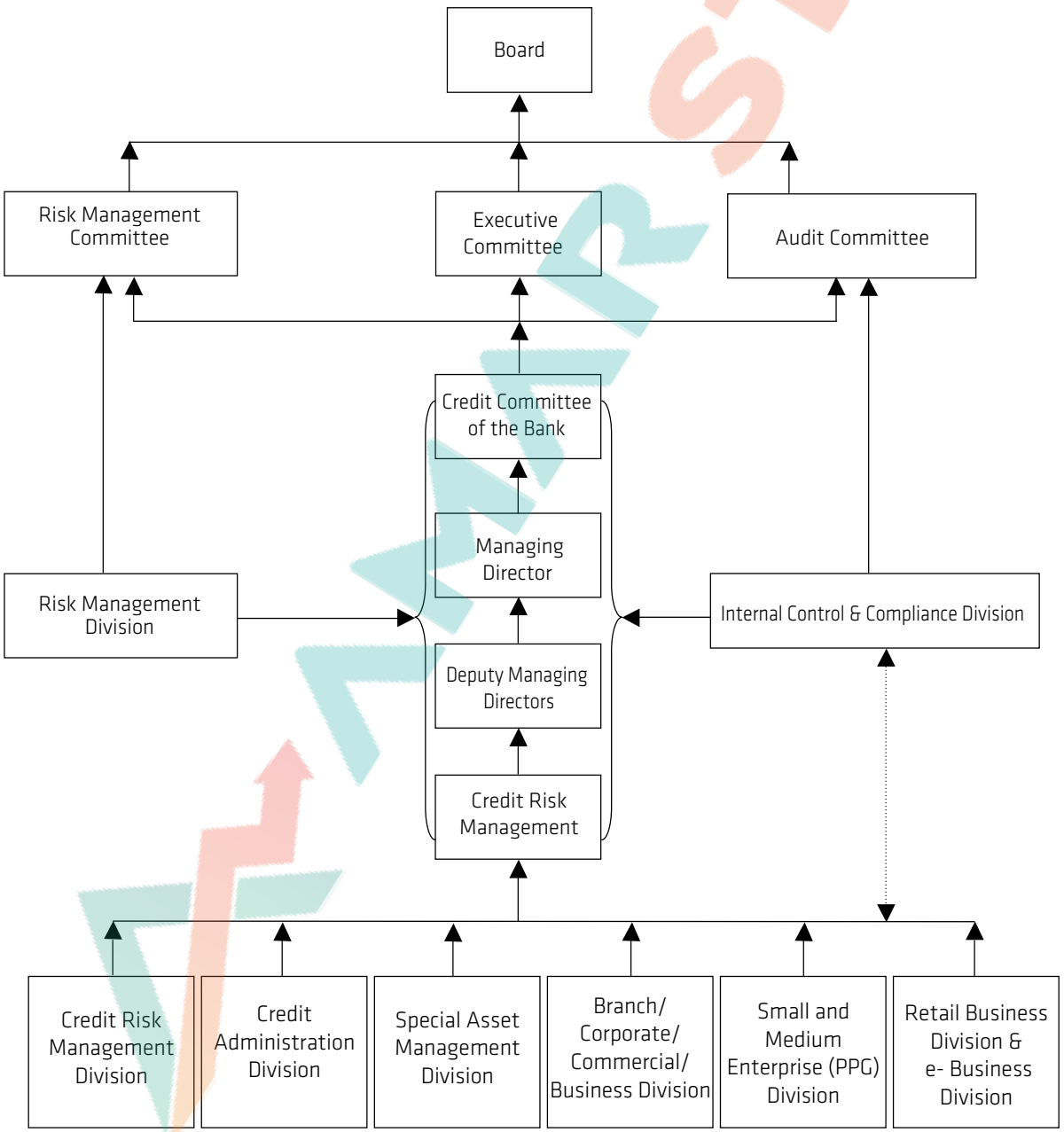



THE SETS OF PRINCIPLES USED FOR A SOUND CREDIT RISK MANAGEMENT CULTURE IN DBBL INCLUDE THE FOLLOWING AMONG OTHERS:

Trade –off Between Risk and Return: Risk is taken considering the interest of the stakeholders, in line with strategy and risk appetite of the Bank.

Responsibility and Accountability: Entrusted employees ensure that risk- taking is disciplined and focused. Risk is taken only by delegated authorities and where there is appropriate infrastructure and resources. DBBL maintains a clear and transparent process for all credit risk-taking actions.

Anticipation: DBBL seeks to anticipate future potential risks and aims to ensure awareness of all known risks.

Competitive Advantage: DBBL seeks to achieve competitive advantage through effective and efficient risk management and control practices.

Salient features of credit risk management of DBBL

The salient features of credit risk management practices have been put in place at different tiers of the DBBL Board and the management are as under:

i. Credit policy approved by the Board

The Board approves the major policy guidelines, growth strategy, exposure limits for particular sector, product, individual company and group, keeping in view regulatory compliance, risk management strategy and industry best practice.

In compliance with the Bangladesh Bank directive, Board approves the limits and other terms & conditions of credit proposals falls under category of large loan as defined by Bangladesh Bank;

ii. Credit approval is delegated properly

Credit approval authorities are carefully delegated to the Executive Committee of the Board and appropriate level of management to strike a balance between adequate control and flexibility in credit operations to ensure full transparency and accountability at all levels.

iii. Independent Credit Risk Management Division

There is an independent credit risk management division to assess credit risks and suggest/ recommend for mitigations approving every credit proposal under their jurisdiction.

iv. Separate Credit Administration Division for documentation

A separate credit administration division confirms that perfected security documents are in place before disbursement. DBBL is continuing a unique process of rechecking security documentation by a second legal adviser other than the lawyer who vetted it originally.

v. Independent Special Asset Management Division

An independent and fully dedicated credit monitoring and recovery division monitors the performance and recovery of loans, identify early signs of delinquencies in portfolio and take corrective measures including legal actions to mitigate risks, improve loan quality and to ensure recovery of loans on time. This division also monitors risk status of loan portfolio and ensures adequate loan loss provision.

vi. Maintenance of adequate provision & suspension of interest

Interest accrued on classified loan is suspended and adequate provision is maintained there-against as per Bangladesh Bank's Guidelines.

vii. Conducting Credit Risk Grading (CRG)

Credit risk grading is an important tool for credit risk management as it helps the Banks & financial institutions to understand various dimensions of risk involved in different credit transactions. The aggregation of such grading across the borrowers, activities and the lines of business can provide better assessment of the quality of credit portfolio of a bank. The credit risk grading system is vital to take decisions both at the pre- sanction stage as well as post-sanction stage.

CRG Parameters

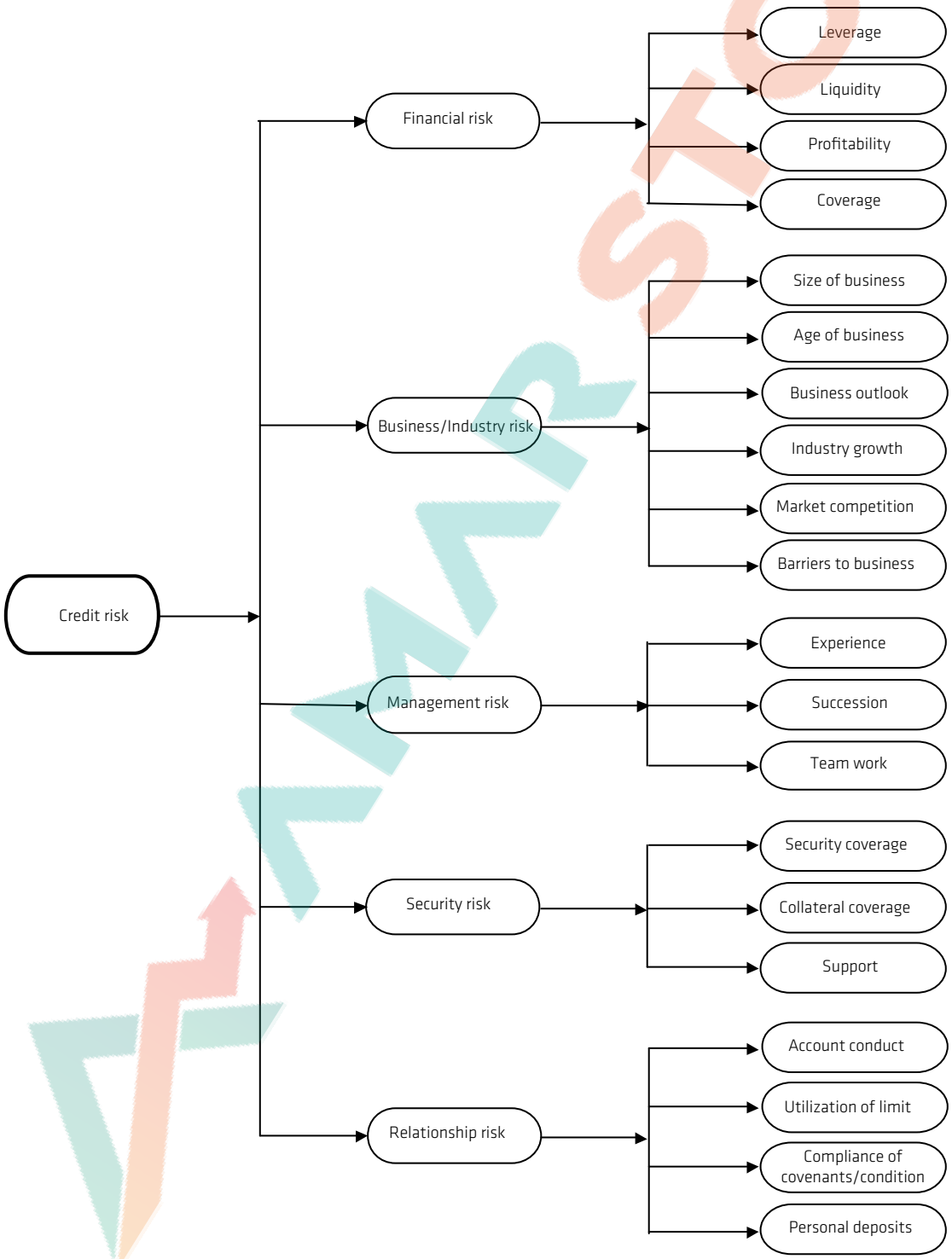

viii. Borrowers' credit rating

According to Pillar 1 of Basel III, RWA of banks is calculated against Credit Risk, Market Risk and Operational Risk. As per guideline on 'Risk Based Capital Adequacy for Banks', calculation of RWA follows Standardized Approach for Credit Risk, Standardized Approach for Market Risk and Basic Indicator Approach for Operational Risk. Under the Standardized Approach of the Risk Based Capital Adequacy framework (Basel III), Risk Weighted Asset (RWA) against credit risk for the corporate borrowers is determined on the basis of credit rating assessed by External Credit Assessment Institutions (ECAIs).

Measuring RWA for credit risk under standardized approach, in absence of credit rating of the borrowers, risk weight for the corporate loan is assigned 125% on outstanding loans. As a result, risk weighted assets and capital requirement under Basel III are substantially higher. Although the concept of borrowers' credit rating started in our industry with the introduction of Basel II capital measurement norms in 2010, still it is new idea for the borrowers. It has become a major challenge for our banking sector to maintain the increased CRAR under Basel III with the backdrop of limited scope of generating capital internally due to deteriorating trend of asset quality i.e. increasing the NPLs and the corresponding provisioning requirements, lower interest/profit margin attributing for high competition, and increasing trend of operating costs to support the enhanced business activities.

The Bank has taken the challenge positively. As a result, out of total Taka 140,612.6 million of loan of the Bank eligible for credit rating (corporate and SME), Taka 102,022.8 million (72.6 % of eligible loan exposures) has been brought under the rating purview at the end of 2016.

A comparative position of rated exposure of the Bank at different risk weights i.e. 20%, 50%, and 100% as of 31 December 2016 and 31 December 2015 is furnished below:

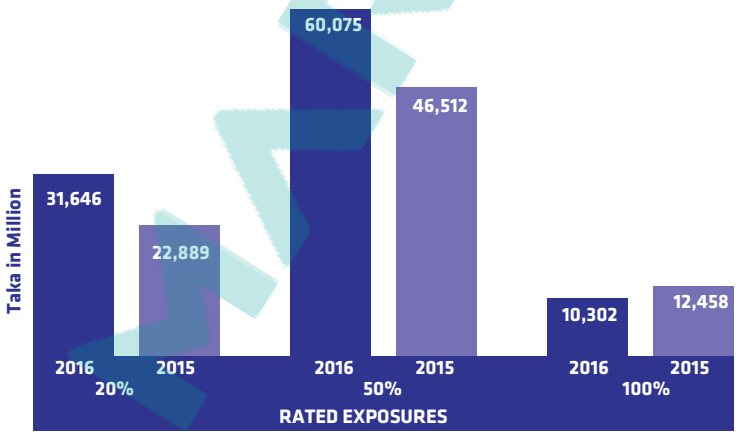

RWA MIX (%) AS ON 31 DECEMBER 2016

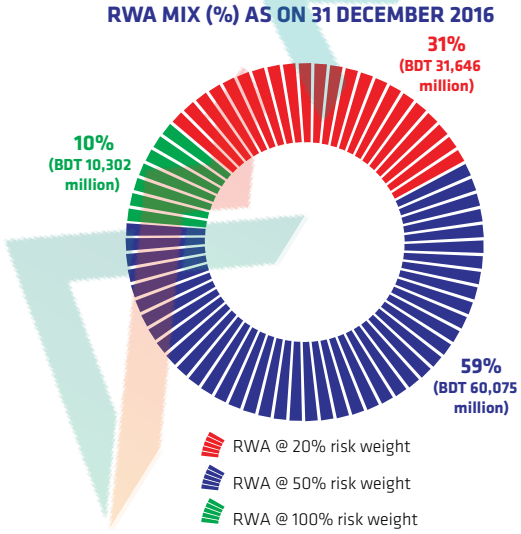

RWA MIX (%) AS ON 31 DECEMBER 2015

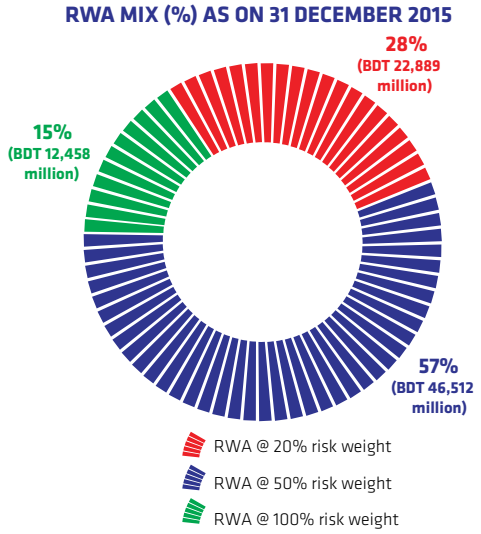

ix. Credit operations are subject to independent Internal Audit

Internal Control & Compliance Division independently verifies and ensures, at least once in a year, compliance with approved lending guidelines, Bangladesh Bank guidelines, operational procedures, adequacy of internal control and documentation.

x. Early warning system

Operation and performance of loans are regularly monitored to trigger early warning system to address the loans whose performance show any deteriorating trend enabling the Bank to grow its credit portfolio in a sustainable way to ensure higher quality and lower risk with the ultimate objective to protect the interest of depositors and shareholders.

xi. Reporting to Board /Executive Committee/Risk Management Committee

Overall quality, performance, recovery status, risks status, adequacy of provision of loan portfolio are regularly reported to the Board of Directors/Executive Committee/ Risk Management Committee of the Board for information and guidance.

xii. Addressing environmental issues

Apart from significant financial, business, management, security risk, DBBL also considers the environmental risk of the borrowers while processing the loan proposals specially in case of project financing, term financing etc. under the purview of environmental due diligence stipulated by the concerned authority and Bangladesh Bank.

Market risk

Market risk is the risk of losses in On and Off-balance sheet positions arising from movements in market price such as changes in interest rate and price of equity, foreign exchange and commodity. Market risk consists of the following basic risk parameters as under:

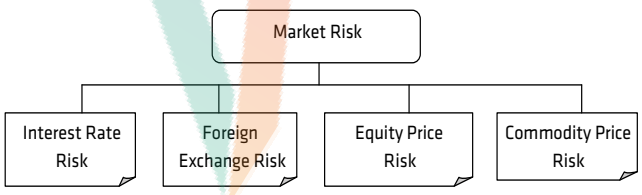

The Treasury Division manages the Market risk including the liquidity, interest rate and foreign exchange risks with oversight from Asset-Liability Management Committee (ALCO) comprising of the Senior Executives of the Bank. ALCO is chaired by the Managing Director & CEO. The Committee meets at least once in a month. The Board approves all risk management policies, sets limits and reviews compliance on a regular basis. The overall objective is to provide cost effective funding to finance the asset growth and trade related transactions, optimize the funding cost, increase spread with the lowest possible liquidity, maturity, foreign exchange and interest rate risks.

Interest rate risk

Interest rate risk is the potential impact on the Bank's earnings and net asset value due to changes in market interest rates. Interest rate risk is the result of mismatches of interest rate re-pricing of financial assets and liabilities.

DBBL uses the following tools for measuring the interest rate risk:

a. Gap analysis

Under this system, a gap i.e. the difference between the amount of financial assets and the amount of liabilities is calculated at a pre- determined time bucket. The interest rate factor (say 1%) is then applied on the assessed financial value of Gap for measuring the earning impact due to movement of interest rate.

Based on the position of financial assets and liabilities as of 31 December 2016, the Bank measured that, with the 1% rise in interest rate for all its financial assets and liabilities, Bank's yearly earnings will be increased by Taka 83.3 million and in case of interest rate cut by 1%, the position will be vice-versa. For detail calculation, the earnings impact at each time bucket is shown at **Page 125** of this Annual Report.

b. Duration analysis

Duration is the time-weighted average maturity of the present value of the cash flows from on- balance sheet assets and liabilities. It measures the relative sensitivity of the value of these instruments to

changing interest rates, and therefore reflects on the economic value i.e. the present value of shareholders' equity of the Bank.

Foreign Exchange Risk

Foreign exchange risk is the potential loss arising from changes in foreign currency exchange rate in either direction. Assets and liabilities denominated in foreign currencies generally entail foreign exchange risks.

The Bank operates its foreign exchange and money market activities under a centralized and single functional area. DBBL's dealing room is equipped with advanced technology and experienced personnel. Bank's Exchange Rate Committee meets on a daily basis to review the prevailing market condition, exchange rate, exposure and transactions to mitigate foreign exchange risk.

Liquidity risks

Liquidity risk is the risk that we may not meet our financial obligation as they become due. Liquidity risks also include our inability to liquidate any asset at reasonable price in a timely manner. It is the policy of the Bank to maintain adequate liquidity at all times in both local and foreign currencies. Liquidity risks are managed on a short, medium and long term basis. There are approved limits for credit / deposit ratio, liquid assets to total assets ratio, maturity mismatch, commitments for both on-balance sheet and off-balance sheet items and borrowing from money market to ensure that loans and investments are funded by stable sources, maturity mismatches are within limits and that cash inflow from maturities of assets, customer deposits in a given period exceeds cash outflow by a comfortable margin even under a stressed liquidity scenario.

Operational Risk

Operational risk can be defined as the possibilities of losses resulting from inadequate or failed internal processes, people and systems or from external events.

Operational risk includes legal and regulatory risk, business process and change risk, fiduciary or disclosure breaches, technology failure, financial crime and environmental risk. It exists in some form in every Bank business and function. Operational risk can not only result in financial loss, but also regulatory sanctions and damage to the Bank's reputation. DBBL is successful in managing operational risk with a view to safeguarding client assets and preserving shareholders' value.

DBBL manages operational risks in the following manner:

1. Risks are identified, measured, monitored and mitigated with reference to the relevant policy, operational manuals, processes, and practices;
2. Departmental Control Function Check List (DCFCL) is in place for assessment of control;
3. Review of safety and control measures of premises and equipments;
4. Management of technological and information security risks; and
5. Ensuring the maintenance of the Bank's business continuity plan (BCP) and crisis management policy.

Internal Control & Compliance Risk

The Board of Directors approved updated policy guidelines on Internal Control & Compliance (ICC) risk management thereby restructuring the organizational chart of the Bank in accordance with the instructions of Bangladesh Bank for managing core risks. In line with the aforesaid policy guidelines, Bank's own operational manual on ICC has been approved by the Board of Directors and the manual is now in force.

Internal Control & Compliance Division (IC&CD) of the Bank under direct supervision of Audit Committee of the Board has been implementing detail guidelines on ICC risk management to assess and mitigate risks and as part of it, the IC&CD has been divided into three (3) independent units; namely :-

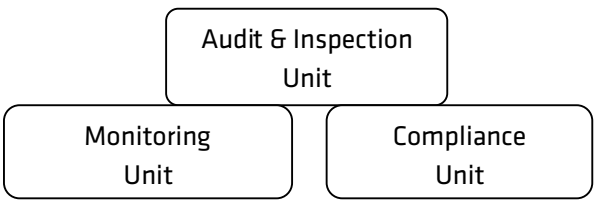

The units have been functioning independently & separately with direct reporting lines to the Head of IC&CD.

In addition, Departmental Control Function Check List (DCFCL) has been introduced in the branches & divisions at head office under direct supervision of Monitoring Unit of IC&CD which ensures compliance with regulatory rules and regulations as well as general banking norms and procedures. Documentation Check List has been brought in practice under supervision of a dedicated unit. Exceptions are addressed, monitored and corrected on a regular basis.

Policy guidelines on Risk Based Internal Audit (RBIA) system have been formulated and the branches have already been brought under RBIA purview. As per RBIA, marks/scores have been allocated for rating of the branches in terms of business risk & compliance risks. The branches scoring more are being subjected to audit with more frequency.

It is the policy of the Bank to put all branches of the Bank under any form of audit at least once in a year and IC&CD has been working in that direction.

Vigilance Cell

A Vigilance Cell was established in 2009 with dedicated teams to re-enforce operational risk management of the Bank. The team conducts short but surprise inspection on the operational activities of the branches and divisions of DBBL at regular intervals highlighting areas of strength and weakness of the unit inspected and submits report to the Managing Director & CEO with suggestions for improvement of working standard and mitigation of the deficiencies detected.

They make special reporting in case of major flaws in operational matters of the unit to the Managing Director & CEO with recommendation for remedial measures and administrative actions, if needed.

Besides, the team conducts investigations on any special situation that crops up and submits detailed report to the concerned authority of the Bank for necessary action.

Under recent instruction from EC of the Board, this Cell has started checking large loans, LCs etc. exceeding Taka 50 million with the high risk branches to mitigate the irregularities so as to minimize operational risk.

The Vigilance Cell also observes some aspects of Code of Conduct i.e. employees' personal behavioral pattern, official decorum, dress code, environmental and disciplinary arrangement for the staffs and the customers in the bank premises in line with bank's Policy Guidelines on customer services and complaint management.

All these activities of the Vigilance Cell are devoted to address and mitigate operational risks of the Bank in a more effective way to ensure reliability and completeness of financial and management information and to ensure compliance with legal and regulatory requirements.

Central Customer Service & Complaint Management Cell (CCS & CMC)

In compliance with the FICSD Circular No. 1 dated 13 July 2014 and the instructions contained in the guidelines for 'Customer Services and Complaint Management' issued by BB in June 2014, the Central Customer Service & Complaint Management Cell (CCS & CMC) has been established under the direct supervision of the Managing Director & CEO of the Bank. The Branch Level Customer Service & Complaint Management Desk at every branch of DBBL has also been put in place. CCS & CMC is always vigilant to settle the complaints lodged by our valued clients with a view to ensuring uninterrupted, dedicated and satisfactory to the existing and potential customers to uphold the Bank's goodwill and brand image which is to be considered very crucial for our sustainable growth and development.

Different types of queries/complaints received from the valued customers of the Bank as well as from the Financial Integrity & Customer Services Department of Bangladesh Bank (FICSD) through mail, land/cell phone, Web Complaint Box etc. has been mitigated/solved by the CCS&CMC.

During the year 2016, a total of 212 numbers of complaints were received by the CCS & CMC; and all of those were resolved with utmost dedication and in incompliance with the regulatory stipulations as well as customer's satisfaction. Resultantly, the percentage of complaints resolution for 2016 was 100%.



Money Laundering Risk and Terrorist Financing Risk

It is a matter of pride that, due to tremendous efforts of the Government of Bangladesh and particularly the Bangladesh Financial Intelligence Unit (BFIU), our beloved country –Bangladesh has come out from the International Cooperation & Review Group (ICRG) process i.e. it is no more treated as a risky country. In the 3rd Round APG Mutual Evaluation Report 2016, it has been stated that Bangladesh has made *"significant progress on Overall Level of Effectiveness and Technical Compliance"* against the yardstick of FATF 40 Recommendations. This has made our country viable & reliable towards both the global regulators and investors. With the pragmatic focus of the Government towards continuous growth & development; this achievement from the ICRG process has also made DBBL confident to nourish its financial-system & structure with more dynamism and professionalism to protect its customers' deposits & reputation from any Money-Laundering (ML) or Terrorist-Financing (TF) risks.

DBBL from the very beginning has been treating the ML&TF risks as one of the vital agendas in its core-risk management strategies. The Bank under the legal framework and focus of the "Money Laundering Prevention Act, 2012 (MLPA, amended in 2015)" and Anti Terrorism Act, 2009 (ATA, amended in 2013) – has been pursuing the policy of strict compliance to all regulatory directives and culture of good governance in all aspects of its banking services & operations. In 2016, DBBL took following measures to adequately mitigate and prevent the ML&TF risks:

- Being one of the most technologically advanced banks with wide presence in the country, the Bank's senior management has demonstrated strong commitment to comply with the local & global AML/CTF standards with zero tolerance on any control-lapses;
- Bank's Manual on Anti Money Laundering (AML) & Combating Terrorist Financing (CTF) has been revised in the light of BFIU master Circular No. 10 and approved by the Board of Directors of the Bank;
- Bank's Risk Management Guideline on AML & CTF has been introduced in the light of BFIU directives and approved by the Board of Directors;
- DBBL has deployed and effectively using an automated Sanction-screening tool (of Global standard) to ensure that bank does not get involved with any restricted parties;
- Our in-house expert IT department has developed a good number of Transaction Monitoring mechanism & Reports - that are raising early alerts on any suspicious indicators;
- Chief Anti Money Laundering Compliance Officer (CAMLCO)'s office & Branch AMLCOs are regularly screening all the adverse-news and escalating any unusual account &/or transaction to senior management & regulators;
- An increased awareness on AML/ CTF among staff with almost 100% training coverage (including Trade-based Money Laundering by Training wing & CAMLCO office);
- A significant growth in submission of STR in 2016, demonstrates a very-positive functioning of our AML structures/ systems & practices;
- Regular audit & compliance Review undertaken covering all branches & key units by the Internal Audit team and CAMLCO office;
- DBBL has been efficiently utilizing the direct access to the National Election Commission database to verify independently the authenticity of NID of potential & existing customers to ensure correct KYC;
- KYC update/ remediation of accounts, specially legacy A/Cs, Correspondent Banking A/Cs, High Risk A/Cs – have been initiated & almost completed;
- Enhanced Due Diligence (EDD) is being performed for high risk accounts including Politically Exposed Persons (PEPs) in line with both BFIU directives & Financial Action Task Force (FATF) recommendations;
- Regular meetings of Central Compliance Unit (CCU), BAMLCO are being conducted with clear actionable;
- Accurate & on-time reporting of Regulatory Returns (including CTR, bi-annual Self-Assessment, etc.) are being ensured;

- A seamless Advisory & Governance service to all staff from the CAMLCO office with Senior Management Commitment has assured DBBL with – no penalty, no censure and no major regulatory observation in the ground of AML/CTF risks in 2016.

Legal Risks

In DBBL, legal risks are covered by recognizing potential losses from litigation or possible litigation at an early stage and by formulating solutions for reducing, restricting and avoiding such risks and creating adequate provision there- against.

OTHER RISKS

Business Risk

Business risk covers the risk of losses arising from lower non-interest income and higher expenses from the budgeted amount. The business risk is resulted from the market condition, greater customer expectation and or technological development that may change compared to the assumptions made at the time of planning.

Business risk in DBBL is managed by setting clear targets for specific business units, in terms of business volume, income, cost, cost/income ratio, quality of assets etc. with an ongoing process of continuous improvement.

Reputational Risk

Reputational risk is defined as the risk of losses, falling business volume or income as well as reduced value of the company arising from business events that may reduce the confidence of the customers & clients, shareholders, investors, counterparties, business partners, credit rating agencies, regulators and general public in DBBL.

The branches and operational divisions are directly responsible for reputational risks arising from their business operations. Reputational risks may also arise from a deficiency in managing other risks. All risk must therefore be managed effectively in order to uphold the Bank's reputation. The management ensures that DBBL is aware of any changes in market perceptions as soon as possible. Accordingly, all business policies and transactions are subjected to careful consideration. DBBL takes necessary precautions to avoid business policies and transactions that may result in significant tax, legal or environmental risks. Reputational risk is also factored into major credit decisions that may lead to credit proposal being declined.

Compliance Risk

The success of DBBL is largely dependent on the trust and confidence of our existing and potential customers, our shareholders, our staff, our regulators and the general public in our integrity and ethical standard. The confidence largely depends on meticulous compliance with applicable legal and regulatory requirements and internal policies of DBBL. The confidence also depends on conformity with generally accepted market norms and standards in our business operations. The Board of Directors is primarily responsible for compliance with all applicable norms and regulations. The Board discharges its responsibilities itself and through delegation of authorities to Executive Committee, Audit Committee and Risk Management Committee of the Board. The objective is to identify any compliance risks at an early stage that may undermine the integrity and the success of DBBL and to mitigate the risks in most appropriate way.

Technology Risk

Technology risk is the risk of financial loss arising from failure, exploitation of vulnerabilities or other deficiencies in the electronic platforms that support our daily operations and the system applications and infrastructure on which they reside. Technology risk is inherent not only in our IT assets, but also in the people and processes that interact with them. Cyber risk, which is part of technology risk, is the risk that our systems



will not operate properly or will be compromised as a result of cyber-attacks, security breaches, unauthorized access, loss or destruction of data, unavailability of service, computer viruses or other events that could have an adverse security impact. Any such event could subject us to litigation or cause us to suffer a financial loss, a disruption of our businesses, liability to our clients, regulatory intervention or reputational damage. We could also be required to expend significant additional resources to modify our protective measures or to investigate and remediate vulnerabilities or other exposures. Service and infrastructure disruption risks are managed through our business continuity management plan, our technology risk management program and other contingency and resiliency plans. Although we have business continuity plans, our businesses face a wide variety of operational risks, including technology risk arising from dependencies on IT, third-party suppliers and the worldwide telecommunications infrastructure. As the largest IT investment Bank in Bangladesh, we operate in a complex technological landscape covering our diverse business model. Ensuring that the confidentiality, integrity and availability of information assets are protected is critical to our operations.

Capital Plan and Management

The Bank is committed to maintaining a strong capital base to support business growth, ensuring compliance with all regulatory requirements, obtaining good credit rating, risk management rating and CAMELS rating and having a cushion to absorb any unforeseen shocks arising from credit, operational, market risks and other residual risks.

Capital is managed and monitored based on planned changes in the Bank's business strategy, identified and potential changes in its operating environment or changes in its risk profile. As part of the Bank's comprehensive ICAAP, sources and uses of capital are measured and monitored through financial metrics, including regulatory thresholds.

The capital maintenance and dividend policies of DBBL are pursued taking into consideration of the following factors:

- Keeping sufficient cushion to absorb unforeseen shock or stress;
- Increased capital requirement for sustainable business growth;
- Cost effective options for raising Tier 1 and Tier 2 capital;
- Improving credit rating, risk management rating and CAMELS rating of the Bank;
- Meeting regulatory requirements; and
- Meeting covenants of lenders.

The Board is responsible for ensuring capital management within a broad framework of risk management.

The Bank has been pursuing a dividend policy that must ensure satisfactory return for shareholders as well as sustainable growth of the Bank with adequate capital in terms of regulatory requirement to protect long term interest of depositors and shareholders.

As per Section 13(2) of the Bank Company Act, 1991 (amended up to 2013) and the instruction contained in BRPD Circular Letter No. 11 dated 14 August 2008, Paid- up share capital and statutory reserve should be at least Taka 4,000 million within which paid-up share capital would be minimum Taka 2,000 million. DBBL has fully complied with the requirement.

As of 31 December 2016, the aggregate amount of Paid-up share capital and the Statutory Reserve stood at Taka 10,134.4 million consisting of Paid up share capital of Taka 2,000 million and Statutory Reserve of Taka 8,134.4 million.

Basel Capital Accord – a transition from Basel II to Basel III

Following the lessons learnt from the financial crises began in the western economies in 2007 and gradually spread allover the world, the Basel Committee on Banking Supervision (BCBS) upgraded the capital measurement standard and released the final document of '**Basel III: A global regulatory framework for more resilient banks and banking system'** in December, 2010 (updated in June, 2011).

The Basel III has brought some financial models, tools & techniques namely, Liquidity Coverage Ratio (LCR), Net Stable Funding Ratio (NSFR) and Financial Leverage for the financial intermediaries aiming to better risk management for a sustained and sound financial system in addition to the Basel II. The level and quality of capital components are also made more stringent. Emphasis has been given to raise the Common Equity Tier 1 (CET 1) capital. A provision of creating capital conservation buffer @2.50% of RWA with the CET 1 capital gradually is also made. Raising of Tier 2 capital by revaluation of fixed assets, equity and investments are discouraged; rather phased-in deduction of such capital elements has been during the course of Basel III implementation.

In line with the international best practices, Bangladesh Bank issued the guideline on Risk Based Capital Adequacy (Revised Regulatory Capital Framework for banks in line with Basel III) vide BRPD Circular No. 18 dated 21 December 2014.

The main features of this new regulatory guideline of BB for capital measurements are as under:

A. To increase the quality and level of capital to ensure that banks are better able to absorb the unforeseen losses associated with the banking operations. To this end, components of capital are divided into 2 (two) Tiers, namely,

1. **Tier 1 capital** consisting of

   i. Common Equity Tier 1 (CET 1) – mainly includes

   - Paid-up share capital
   - Non-repayable share premium
   - Statutory reserve
   - Retained earnings
   - Dividend equalization account etc.

   ii. Additional Tier 1 capital, includes

   - Instruments (i.e. Bond) issued by banks subject to fulfilling the following criteria
     - Maturity period – the instrument shall be perpetual i.e. no specific maturity;
     - Repurchase/Buy-back/Redemption- Principal of the instruments may be repaid through repurchase/redemption only with prior approval of BB; and
     - Dividend discretion- the bank must have full discretion at all times to cancel distributions/ payments.

2. **Tier 2 capital**

   - General provisions on unclassified loans and off-balance sheet exposures; and
   - Subordinated debt/instruments issued by banks.

BB also stipulated necessary deductions from Tier 1 and Tier 2 Capital.

B. To increase the risk coverage of capital framework;

C. To introduce leverage ratio to serve as a backstop to the risk-based capital measure;

D. To raise the standards for the supervisory review process; and

E. To widen the quantitative and qualitative disclosure aspects for the stakeholders.

BB also sets the **Minimum and Maximum limits** for maintenance of capital adequacy ratios in a phased manner starting from January, 2015, with full implementation of capital ratios from January, 2020 as under:

i. Common Equity Tier 1 (CET 1) of at least 4.50% of total risk weighted assets (RWA);

ii. Tier 1 capital will be at least 6.0% of total RWA;

iii. Minimum Capital to Risk-weighted Asset Ratio (CRAR) will be 10% of RWA;

iv. In addition to minimum CRAR, Capital Conservation Buffer (CCB) @ 2.50% of RWA should be maintained in the form of CET 1; and

v. Minimum total capital plus capital conservation buffer should be 12.50%. DBBL is formulating strategies towards maintenance of capital requirements as per the Basel III guideline.

BB Roadmap for implementation of Basel III

Bangladesh Bank has set a Roadmap for implementation of Basel III in banks as under:

Particulars	Roadmap for implementation of Basel III capital to risk weighted asset ratios (CRAR)				
	2015	2016	2017	2018	2019
Minimum Common Equity Tier 1-CET/Tier 1 capital ratio	5.5%	5.5%	6.0%	6.0%	6.0%
Plus Capital conservation buffer on CET 1 capital	-	**0.625%**	**1.25%**	**1.875%**	**2.5%**
Minimum Tier 1 plus capital conservation buffer	**5.5%**	**6.125%**	**7.25%**	**7.875%**	**8.5%**
Maximum Tier 2 capital	4.5%	4.5%	4.0%	4.0%	4.0%
Minimum total capital plus capital conservative buffer	**10.00%**	**10.625%**	**11.25%**	**11.875%**	**12.5%**
Phase-in deductions from CET1 capital					
Excess Investment over 10% of a bank's equity in the equity of banking, financial and insurance entities	20%	40%	60%	80%	100%
Phase-in deductions from Tier 2 capital					
Revaluation Reserves for Fixed Assets, Securities and Equity Securities	20%	40%	60%	80%	100%

For Liquidity management, BB introduced different ratios as under:

Particulars	2015	2016	2017	2018	2019
Liquidity Coverage Ratio (LCR)	≥100%	≥100%	≥100%	≥100%	≥100%
Net Stable Funding Ratio (NSFR)	> 100%	>100%	>100%	>100%	>100%
Leverage Ratio	3%	3%	3% Readjustment	Migration to Pillar 1	

Implementation of BASEL III (Risk Based Capital Adequacy- RBCA for banks) – Calibration between risk management and capital management

In order to have a sound and robust banking industry and to make the banks in Bangladesh more shock absorbent as well as to cope with international best practice for risk management, Bangladesh Bank introduced 3 (three) Pillars Capital Requirements as 'Risk Based Capital Adequacy (RBCA) for Banks (Revised regulatory capital framework in line with Basel II)' in our banking sector effective from January, 2010. Subsequently, BB has adopted the Basel III capital measurement norms and other stipulations regarding liquidity management from January, 2015.

Under this framework, banks are required to make accurate assessment of all the risks they are exposed to and to maintain the required capital commensurate with their risk profile. Basel III has linked capital to the level of risk management. Therefore, banks are required to have

effective risk management techniques in monitoring and mitigating their risks.

Implementation of Pillar 1 – Minimum Capital Requirement (MCR) of Basel III

In compliance with the regulatory guidelines, DBBL measures the capital to risk weighted asset ratio (CRAR) under Basel III starting from January, 2015 and submitted the same to BB on quarterly rest.

Apart from CRAR, DBBL has also assesses the Liquidity Coverage Ratio (LCR), Net Stable Funding Ratio (NSFR) and Leverage Ratio and submitted the same to BB within the stipulated time.

DBBL capital position

A comparative position of regulatory capital determined under Basel III as of 31 December 2016 and 31 December 2015 of DBBL is as under:

In million Taka

Particulars	2016	2015
A. Common Equity Tier 1 (CET 1) capital		
Paid up share capital	2,000.0	2,000.0
Share premium	11.1	11.1
Statutory reserve	8,134.4	7,487.6
Dividend equalization account	1,566.8	1,366.8
Proposed cash dividend	600.0	800.0
Retained earnings	4,437.7	4,121.9
Gross Total CET 1 capital	**16,750.0**	**15,787.4**
Less: Regulatory Deduction (Deferred tax asset on specific provision)	1,812.4	1,057.6
Net CET 1 capital	**14,937.6**	**14,729.8**
B. Additional Tier 1 capital	-	-
C. Total Tier 1 capital [A+B]	**14,937.6**	**14,729.8**
D. Tier 2 capital		
General provision against unclassified loans and off-balance sheet exposures (including OBU)	2,326.6	1,625.8
Subordinated debt capital	3,700.1	4,401.9
Revaluation reserve on fixed assets and HTM securities	475.2	475.2
Gross total Tier 2 capital	**6,501.9**	**6,502.8**
Less: Regulatory Adjustment/Deduction	190.1	95.0
Net Tier 2 capital	**6,311.8**	**6,407.8**
E. Total eligible regulatory capital [C+D]	**21,249.4**	**21,137.6**
Risk Weighted Asset against		
Credit Risk	136,995.9	132,760.0
Market Risk	2,364.9	1,682.2
Operational Risk	22,804.4	20,106.5
F. Total RWA	**162,165.3**	**154,548.6**
G. Capital to risk-weighted asset ratio [CRAR]		
CET 1 capital to RWA [A/F]	9.2%	9.5%
Tier 1 capital to RWA [C/F]	9.2%	9.5%
Tier 2 capital to RWA [D/F]	3.9%	4.2%
Total capital to RWA [E/F]	**13.1%**	**13.7%**

As of 31 December 2016, the LCR and NSFR of DBBL stood at 129.9 % and 117.2% respectively against the BB's minimum threshold of 100%.

Besides, at the end of 2016, Leverage Ratio of DBBL stood at 5.2% against regulatory requirement of minimum 3%.

Regulatory Capital position of DBBL

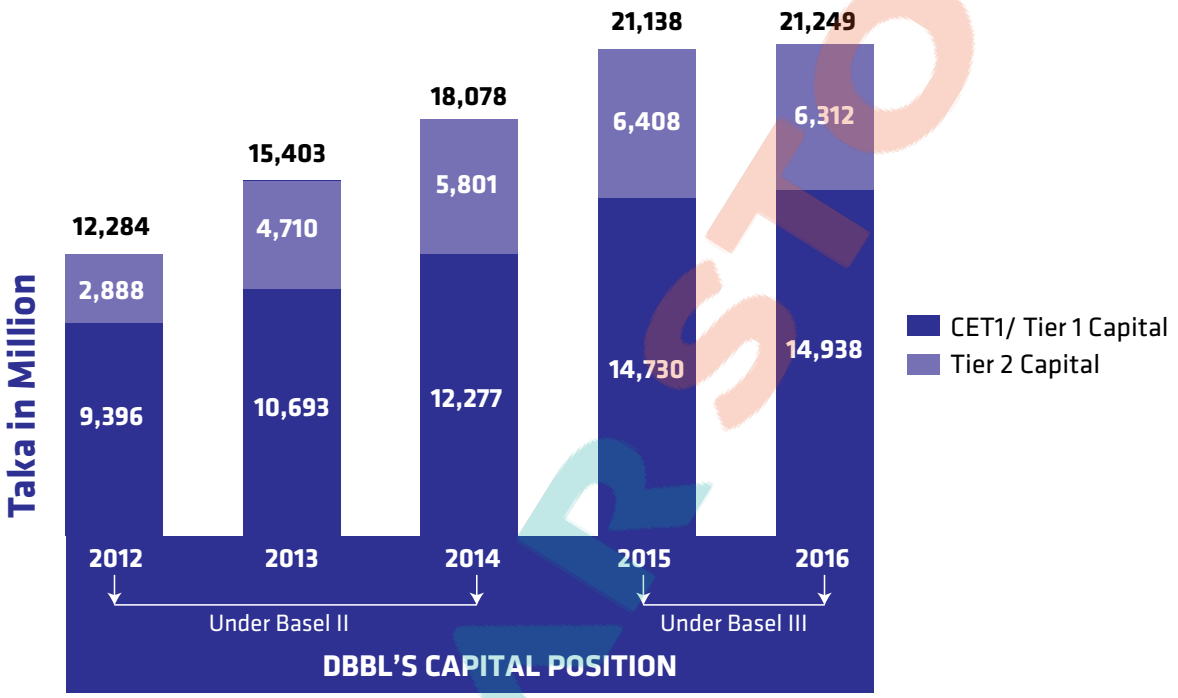

Capital Adequacy Ratio/ Capital to Risk-weighted Asset Ratio of DBBL

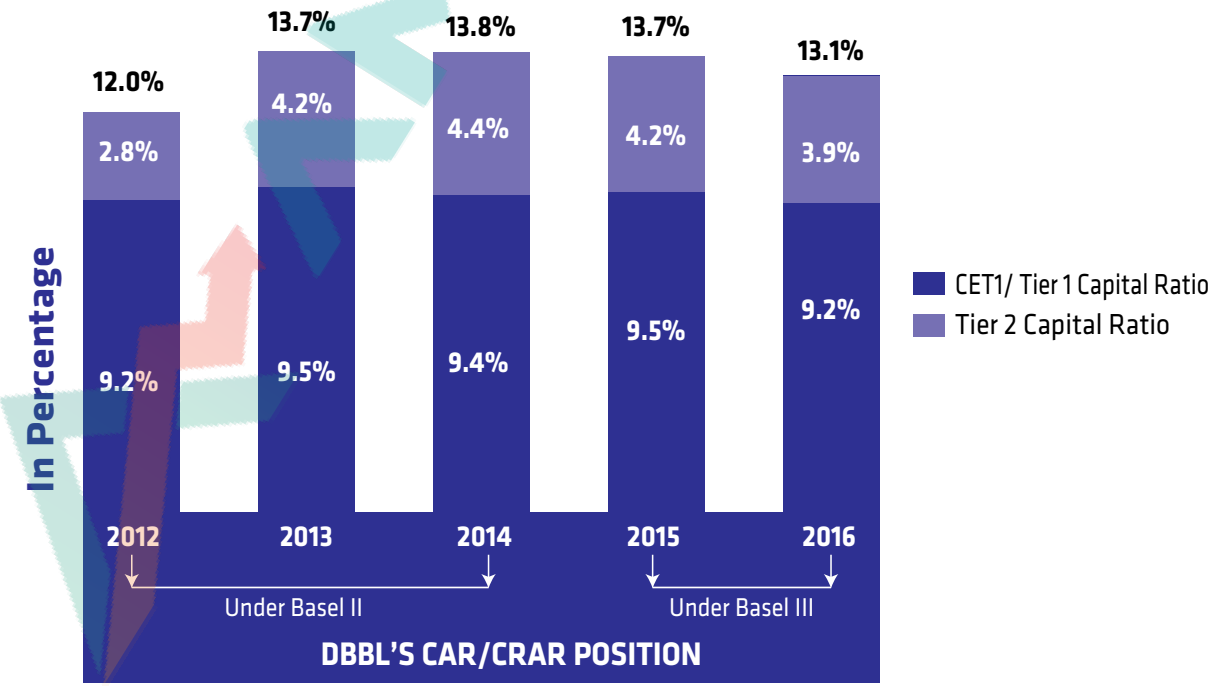

Risk Weighted Asset (RWA) mix based on risk type of DBBL

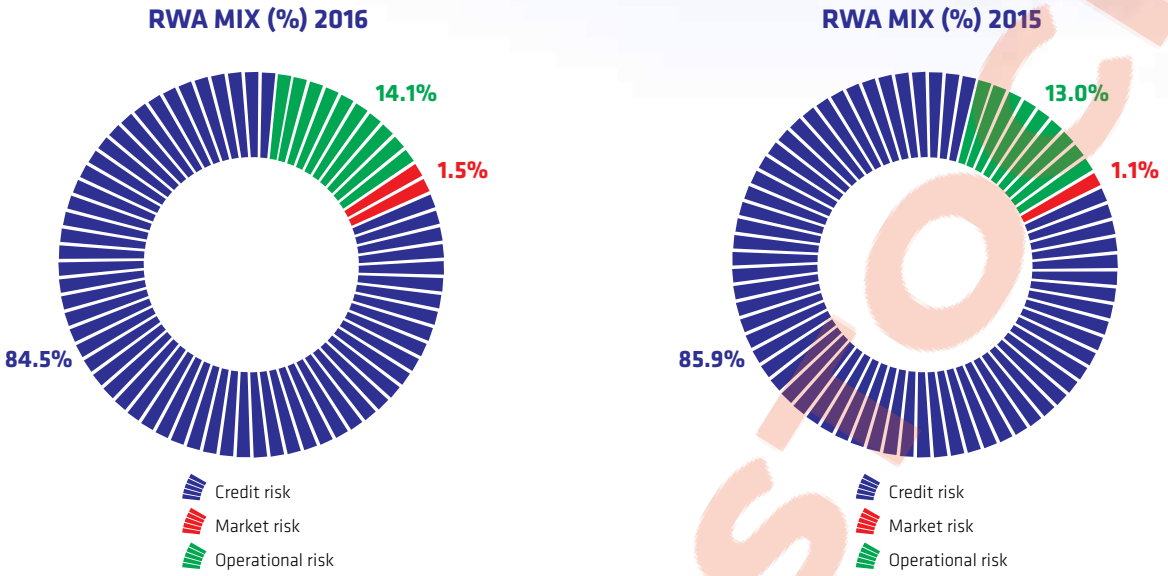

Risk Weighted Asset Vs. Total Loans of DBBL (Taka In Million)

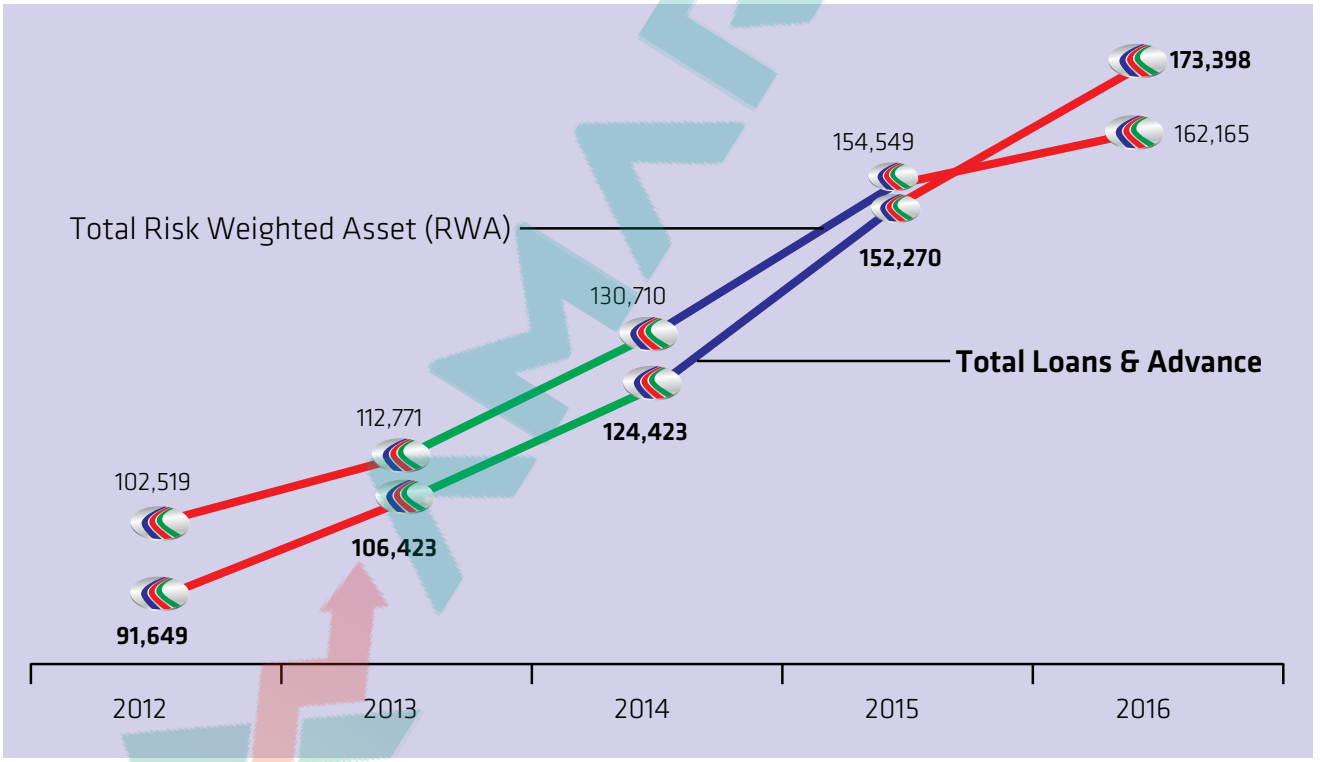

Implementation of Pillar 2 - Supervisory Review Process: SRP-SREP Dialogue on ICAAP

Bangladesh Bank has also implemented the Pillar 2 of RBCA framework. The key principle of the Supervisory Review Process (SRP) is that "banks have a process for assessing overall capital adequacy in relation to their risk profile and a strategy for maintaining their capital at an adequate level". Banks are instructed to form a SRP team, where risk management division be an integral part, and to develop a process document called Internal Capital

Adequacy Assessment Process (ICAAP) for assessing their overall risk profile.

The areas to be covered by the process document are review of risk management and planning for adequate capital against comprehensive risk profile including credit, market, operational and all other risks which are not captured in the process of determining MCR.

That is along with credit, market, operational risks; banks will allocate capital against other risks which are not captured in calculating MCR.

Supervisory Review Evaluation Process (SREP) of Bangladesh Bank includes dialogue between Bangladesh Bank and the Bank's SRP team followed by findings/ evaluation of the Bank's Internal Capital Adequacy Assessment Process (ICAAP). During SRP-SREP dialogue, Bangladesh Bank will review and determine additional capital to MCR of banks.

With this end in view, in May 2014, Bangladesh Bank issued the "Revised Process Document for SRP-SREP Dialogue on ICAAP' to facilitate the dialogue for determination of capital requirement under Pillar 2 of Basel II. On the basis of the revised process document and prescribed reporting format, banks have been advised to submit their quantitative information regarding ICAAP based on 31 December 2014 onwards along with the supplementary documents. Under the process document, Bangladesh Bank also provided guidance to calculate required capital against the following risks under Pillar 2 in a specified reporting format:

i. Residual risk;
ii. Concentration risk;
iii. Liquidity risk;
iv. Reputation risk;
v. Strategic risk;
vi. Settlement risk;
vii. Evaluation of Core Risk Management;
viii. Environmental & climate change risk; and
ix. Other material risk.

In addition to the numerical calculation of capital requirement against the risks under Pillar 2, Bank should also submit the following supplementary documents to Bangladesh Bank for regulatory requirement of ICAAP reporting to demonstrate that they have proper risk management procedures, methods and tools in place to control the risks:

- Internal audit report of the Bank;
- Capital growth plan;
- Valuation methodology;
- Assessment procedure and evaluation of report of each core risk;
- Wholesale borrowing and funding guidelines;
- Liquidity contingency plan;
- Management Action Trigger (MAT);
- Fraud detection and management process;
- Methodology for assessing customer service and evaluation report;
- Methodology for calculating weighted average cost of fund;
- Deposit growth plan;
- Loans / advances growth plan;
- Profit growth plan;
- Stress testing report; and
- Copy of the Board Resolution through which the statements on ICAAP under Supervisory Review Process have been approved.

DBBL compliance towards the BB instruction for implementation of Pillar 2

In compliance with the BB instruction for implementation of Pillar 2 under Basel II/III, DBBL made the following developments in 2016

i. the Bank submitted the ICAAP Report for calculation of capital requirement under Pillar 2 of Basel III for year ended 31 December 2015 with due approval of the Board of Directors: Determination of adequate capital for Pillar 2 for the year 2015 will be finalized through SRP-SREP Meeting/Dialogue in due course; and

ii. The Bank will submit the ICAAP report for the year-end 2016 within the stipulated time with due approval of the Board of the Bank.

Basel Unit/Capital Management Desk and Supervisory Review Process (SRP) Team of DBBL were active in 2016

DBBL has a separate Basel Unit/Capital Management Desk to ensure implementation and full compliance with Basel Capital Accords. In addition, during the year 2016, the SRP team of DBBL has been active to review the Internal Capital Adequacy Assessment Process (ICAAP) for determining capital requirement under Pillar 2 covering all residual risks in addition to risks covered under Pillar 1 i.e. credit risk, market risk or operational risk.

The Board approved Terms of References (ToRs), among others, in brief, under which the SRP Team of DBBL has been working are as under:

i) Reviewing and upgradation of ICAAP document for assessing the overall risk profile of the Bank;

ii) Formulation of strategies for maintaining adequate capital covering all risks under Pillar 1 and Pillar 2;

iii) Reviewing the stress testing results and setting strategies for improvement of the post shocked Capital Adequacy Ratio (CAR) of the Bank;

iv) SRP Team will be responsible for providing, verification & authentication of data/information required for preparing the ICAAP reporting including preparation of possible SRP-SREP dialogue on their respective area of operation for determination of capital requirement of DBBL under Pillar 2; and

v) The SRP Team should meet at least bi-monthly (at least once in every two months) to monitor the implementation of SRP of the Bank.

Mentionable that, the SRP team of DBBL was active in 2016 for working under the above-mentioned ToRs set by the Board. During the year 2016, the SRP team of DBBL held 6 Meetings.

Importance of internal control system for risk assessment and capital requirement

The Bank's internal control structure is essential to the capital assessment process. Effective control of the capital assessment process includes an independent review and, where appropriate, the involvement of internal or external audits. The Bank's Board of Directors has the responsibility to ensure that management establishes a system for assessing the various risks, develops a system to relate risk to the Bank's capital level, and establishes a method for monitoring compliance with internal policies.

Accordingly, risk factors and possible consequence of every transaction and operation are considered by the management of DBBL for ensuring that Bank is operating within approved risk management guidelines of Board of Directors of the Bank within the broader framework of Basel III guidelines of Bangladesh Bank. Board's Risk Management Committee, Audit Committee, Internal Auditors, External Auditors and Risk Management Division are actively involved, wherever necessary, to assess compliance status and adequacy of capital of the Bank.

Implementation of Pillar 3 – Market Discipline (Disclosures on risk based capital under Basel III)

DBBL fully comply with the disclosures framework under Pillar 3 as stipulated by Bangladesh Bank. Under the disclosures framework, the qualitative and quantitative aspects of credit, market and operational risks along with the approaches applied for calculation of MCR are also disclosed.

The detailed disclosures under Pillar 3 for the year ended 31 December 2016 are furnished from **Pages 107 to 138** of this Annual Report.

These disclosures are also posted in the Bank's website in compliance with the BB directive.

DBBL Risk Management Division entrusted with overall and integrated risk management of the Bank

Bangladesh Bank (BB) continuously underscored the importance for bringing dynamism and establishing better risk management system in the banks through issuing independent risk management policy guidelines, regulatory reporting framework etc. In continuation of these policy initiatives, Bangladesh Bank in 2011



instructed to prepare a Risk Management Paper (RMP) containing the analysis of all types of existing and probable risks that might occur in future, place the same in their regular monthly meeting and submit the RMP along with the decisions of the meetings to BB. Based on the RMP, BB regularly evaluates the risk management activities of each bank and provides constructive recommendations to improve their conditions. Banks have to execute all the recommendations and submit their compliance reports within a specified time frame.

In 2012, BB issued guideline called Risk Management Guideline for banks. This guideline promotes an integrated, bank-wide approach to risk management which will facilitate banks in adopting contemporary methods to identify, measure, monitor and control risks throughout their institutions.

The guideline encompasses the most common risks in banking companies of Bangladesh including credit risk, market risk, liquidity risk, operational risk and other residue risks, namely, compliance risk, strategic risk, money laundering risk, reputation risk etc.

The guideline, among others, outlined the following key issues for establishing a better risk management culture in the Bank:

a) Elements of a sound risk management system;

b) The Board and senior management oversight;

c) Risk measurement, monitoring and management reporting system; and

d) Internal control and comprehensive audits.

Keeping an adequate risk management framework in place is the responsibility of the Bank's senior executives, in particular the Managing Director / CEO, subject to the oversight of the Board of Directors (BOD).

In September, 2015, BB has introduced a new reporting format named as Comprehensive Risk Management Report (CRMR) for banks in place of the previous format (RMP). To make the risk management activities more effective, various types of contemporary risk issues and a questionnaire (related to risk management structure, credit policies & procedures, evaluation process of credit proposals, post sanction process, follow up & monitoring of loans, operation level risk verifications, liquidity risk, etc.) are included in the new format.

The revised CRMR mainly includes both quantitative and qualitative analysis of different risk parameters. The segment-wise (namely, credit risk, market risk, liquidity risk, operational risk) quantitative analysis are carrying out through the actual position of the portfolio vis-à-vis the approved internal or external limit set corresponding to each risk parameter/area. While the qualitative analyses are made based on questionnaire check list for each segment of risk.

BB has also developed rating procedure to quantify all possible risks based on available information in the CRMR, minutes of RMD and board risk management committee meetings, compliance status of previous quarters submitted by banks and other sources. This risk rating is done on half yearly basis and carries a certain weightage in the management component of CAMELS rating. Therefore, a bank's risk management practices will have a significant effect on its CAMELS rating.

Compliance with the implementation of core risk management practice

Bangladesh Bank vide BRPD Circular No. 17 dated 7 October 2003 instructed banks to prepare the core risk management guidelines for key areas of banks' operations, namely, (i) asset-liability/balance sheet risks; (ii) credit risk; (iii) foreign exchange risk; (iv) internal control & compliance risk; and (v) money laundering risk in line with the BB circulated indicative guideline for each area of core risk segment. Later, in 2007, BB included the Information & Communication Technology (ICT) under the purview of 'core risks' of banks.

In line with the international best practices and to bringing dynamism in risk management for a sustainable financial sector in Bangladesh, BB has upgraded & circulated the revised version of all core risks guidelines in March 2016 for compliance by all banks.

In compliance with the BB instructions have been brought to us through core risk guidelines, DBBL has been under process for implementation of the new and upgraded issues.

The compliance status against the BB observations/recommendations towards implementation of core risk management practices of DBBL are as under:

Area of core risks	Reference date of Bangladesh Bank inspection*	Number of observations raised by Bangladesh Bank	Number of observations complied by DBBL	Number of observations remain due for compliance	Remarks
Asset & Liability risk management	30-Jun-15	24	15	9	The latest status of compliance for the remaining observations was submitted to BB.
Credit risk management	30-Jun-15	29	23	6	The latest status of compliance for the remaining observations was submitted to BB.
Anti Money laundering risk management	31-Dec-14	14	14	-	Complied with all of the observations raised by the Bangladesh Bank.
Information & communication	30-Jun-15	106	87	19	The latest status of compliance for the remaining observations was submitted to BB.
Foreign Exchange risk management (Off site)	30-Jun-15	2	1	1	The latest status of compliance for the remaining observations was submitted to BB.
Internal Control & Compliance risk	30-Jun-15	10	8	2	The latest status of compliance for the remaining observations was submitted to BB.

* BB conducted inspection based on the position as on 30 June 2016, the reports of which were received in January '17 with deadline for submission of compliance there-against in March '17. As a result, the compliance status based on the earlier reference date available has been furnished.

Steps/ action taken for implementation of core risk management

The Board of Directors of the Bank and its sub-committees, namely, Audit Committee, Risk Management Committee etc. approves relevant guidelines, polices for implementation of core risk management practices across the Bank. The Board and its committees also review the implementation status, regulatory compliance and guide the management for ensuring the implementation of the core risk guidelines/ practices efficiently and effectively. Within the management, there are several risk management committees, namely, ALCO, Credit Risk Management Committee, Management Committee (MANCOM) for overseeing the relevant risk exclusively. In addition to the risk management committee through risk management division regularly assesses the overall implementation status of core risk management aspects and report the same to the Risk Management Committee of the Board of the Bank on quarterly rest.

a. Steps/measures taken in 2016 by the individual functional divisions/respective management committees

Asset-liability risk management	• Bank's ALCO held regular meetings in 2016 for betterment of ALM functions; • To manage the liquidity position of the Bank. As part of ALM, Bank's Credit-Deposit Ratio (CDR) at the end of 31 December 2016 stood at 83.6%, low cost deposits (except Fixed Deposit Receipts) improved to 78.3 % of total deposits against 75.7% of 2015; • The Bank posted 68.7% net interest margin (NIM) in the year 2016; • Maintained the adequate CRR and SLR throughout 2016; and • At the end of 2016, Liquidity Coverage Ratio (LCR) and Net Stable Funding Ratio (NSFR) stood at 129.9% and 117.2% respectively against the BB's minimum threshold of 100%. Leverage Ratio of DBBL stood at 5.2% against regulatory requirement of minimum 3%.
Credit risk management	• Bank's Credit Committee held regular meetings to review the credit proposals in compliance with the regulatory stipulations; • Compliance with the BB observations on credit risk management including yearly review of Bank's Credit Policy highlighting the succession plan, business delegation power, maximum industry cap, key responsibilities etc. has been made; and • The Bank complied with most of the BB observations as of 30 June 2015.
Anti money laundering risk management	• Reviewed and updated the KYCs of almost all customer accounts under 'Time Bound Action Plan'; • Bank's Manual on Anti Money Laundering (AML) & Combating Terrorist Financing (CTF) has been revised in the light of BFIU master Circular no. 10 and approved by the Board of Directors of the Bank; • Bank's Risk Management Guideline on AML & CTF has been introduced in the light of BFIU directives and approved by the Board of Directors; • Our in-house expert IT department has developed a good number of Transaction Monitoring mechanism & Reports - that are raising early alerts on any suspicious indicators; • DBBL has deployed and effectively using an automated Sanction-screening tool (of Global standard) to ensure bank does not get involved with any restricted parties; • The Bank complied with all the BB observations as of 30 June 2015; • A seamless Advisory & Governance service to all staff from the CAMLCO office with Senior Management Commitment has assured DBBL with – no penalty, no censure and no major regulatory observation in the ground of AML/CTF risks in 2016; and • Special AML audit of branches has been conducted by the Office of the CAMLCO as well as by the Internal Control & Compliance Division.

Information & communication technology risk management	• Compliance was made with the BB observation on ICT risk management including yearly review of Bank's ICT Policy; • DBBL complied with 87 (eighty seven) recommendation (out of 106 recommendation) of BB as of 30 June 2015; • Apart from the concerned division, MANCOM and risk management committee regularly monitored the implementation status of ICT risk management; and • In addition to the existing 1 Disaster Recovery Site (DRS), DBBL has decided in principle to build the 2nd DRS.
Foreign exchange risk management	• Bank's ALCO has been in close vigilance for managing the foreign exchange risk through out the year; and • A Rate Committee Chaired by the Managing Director & CEO met daily to fix the DBBL foreign exchange rates against the respective currencies upon reviewing the foreign exchange movement, DBBL portfolio position, overall demand-supply position of the market and took measures for optimizing the exchange position.
Internal control & compliance risk management	• Enforcement procedures related to ICC risk was under direct supervision of the Audit Committee of the Board for achieving required performance, information and compliance objectives; • Risk Based Internal Audit (RBIA) system has been put in place effectively and all branches and divisions were rated accordingly conforming to RBIA; • Intensive monitoring on implementation of DCFCL in branches and divisions. Quarterly Operation Review (QOR) for all concerned were also ensured; • All branches has been brought under inspection by the Internal Control & Compliance Division (IC&CD) as per the Annual Inspection Plan approved by the Board; and • Regularization of lapses/ irregularities in loan documentation identified/ detected in course of Periodical Inspection was ensured promptly by the dedicated team.

b. Steps taken by the Risk Management Division for implementation of core risk management– synchronization with capital requirement under Pillar 2 (Supervisory Review Process) of Basel III

Apart from the risk management measures mentioned above, the Risk Management Division as a coordinating division also took the following initiatives for strengthening the core risk management practices across the Bank:

i. Risk Management Division has played a pivotal and coordinating role with all concerned of the Bank for ensuring implementation of core risk management practices including mitigation of BB observations in all core risk areas;

ii. Compliance status of each core risk aspect of the Bank was reported to the Risk Management Committee of the Board of DBBL. The decisions taken by the Committee were also disseminated to all concerned for further compliance; and

iii. An evaluation guideline/criteria has been prepared with due approval of the Board for determination of capital requirement against each core risk aspect as stipulated by BB under Pillar II (Supervisory Review Process) of Basel III. As per the set guideline, RMD evaluated implementation status of each core risk management practice regularly and determined the capital requirement there-against.

Risk Appetite

In accordance with DOS Circular Letter No. 13 dated 9 September 2015 of Bangladesh Bank, Risk Management Division shall ascertain risk appetites on yearly basis for all possible measurable risks including:

- Sector, industry and area-wise loan targets, credit concentration among top-20 borrowers;
- Off balance sheet exposures as a percentage of total assets, the annual growth rate of loans and advances;

- Limitations on the percentage of financial liabilities sourced from the top -10 suppliers, gaps between total assets and liabilities in different time buckets of the liquidity profile; and
- Gap between rate sensitive assets and liabilities, various ratios regarding liquid assets, expected loss from operational loss and the Capital to Risk Weighted Assets (CRAR) after applying stress test.

Tools, techniques and approaches for strengthening the overall risk management activities - introduced by Bangladesh Bank

Bangladesh Bank as the regulator has been shifting its strategy from compliance based approach to forward looking risk based approach with a view to strengthening the overall risk management activities, financial stability and soundness and the corporate governance of banks in line with international best practices. In compliance with the BB directives/ guidelines, DBBL has been practicing, among others, the following major risk management tools and techniques as under:

i. Risk Appetite Statement (RAS)

In compliance with the DOS Circular Letter No. 13 dated 9 September 2015 of Bangladesh Bank, a Risk Appetite Statement covering credit, liquidity, Foreign exchange and other areas of banking operations have been put in place with due approval of the Board. As per BB directive, the Risk Appetites have been set taking into consideration of the existing as well as emerging risks supposed to be associated with the overall activities of the Bank within next one year. For example, targeted credit concentration to specific single borrower/ industry/sector/geographical region; annual growth of loan, growth of overall size of balance sheet, growth of off-balance sheet exposures in relation to total assets of the Bank, liability/depositors concentration, gap of financial assets and liabilities in different time buckets, growth of rate sensitive assets and rate sensitive liabilities and its impact on the Bank's earnings due to changes of market interest rates, net open position of bank's foreign exchange exposures, expected loss due to the adverse operational events, position of capital to risk weighted asset ratio (CRAR) of the Bank.

Risk Management Division (RMD) upon analyzing the actual position in relation to the risk appetites set by the Board identifies the existing and emerging risk prone areas of the Bank and placed to the Risk Management Committee of Board/Senior Management for taking remedial measures.

The Board approved risk appetites have submitted to Bangladesh Bank as regulatory compliance. These have also been communicated to all concerned of the Bank for implementation.

ii. Stress Testing as a forward-looking tool for risk management

Stress testing is an important risk management tool that identifies potential risks and supports the optimization of capital and liquidity buffers. It enables the exploration of vulnerabilities in business models whilst overcoming the limitations historical data. Stress tests are used to measure the impact of extreme, yet plausible events. Where necessary, measures are taken on the basis of the results of the stress tests that are in line with DBBL's risk appetite.

The Bank should conduct periodic reviews of its risk management process to ensure its integrity, accuracy, and reasonableness through stress testing. A bank should have written policies and procedures governing the stress-testing program.

DBBL carried out stress testing as per Bangladesh Bank guidelines regularly in 2016 on quarterly intervals. The findings were reported to Bangladesh Bank and Board of Directors of the Bank for compliance and guidance. Findings of stress testing and guidance from Bangladesh Bank and Board are also taken into account for assessing potential risk, mitigation of such risks as well as current and future capital requirement of the Bank.

As of 31 December 2016, the combined post-shocks capital adequacy ratio (CAR) at minor level of DBBL stood at 10.1% in terms of stress test parameters set by Bangladesh Bank (BB).

iii. Financial Projection Model (FPM)

In compliance with the BB instructions, DBBL has submitted the FPM on quarterly rest regularly in 2016. Through the FPM, the Bank tries to identify the risk-prone area, conducts further in-depth review and sets the remedial measures to address the risks and vulnerabilities.

iv. Quick Review Report (QRR)

Bangladesh Bank started evaluating the financial positions of banks upon review/analysis of banks' submitted data/ information in prescribed reporting format through Quick Review Report (QRR) on quarterly rest. The report focuses on major risks existed in the bank portfolio and helps for taking measures to address/ overcome the risks.

Since introduction of this risk identification tool by BB in March 2012, DBBL has been submitting the statement to BB within the stipulated time for ensuring the regulatory compliance as well as taking measures for mitigating the risks by reviewing the findings/ observations of this report.

v. Self-Assessment of Anti-Fraud Internal Controls

For identifying the strengths and weaknesses of internal control and compliances concerning the major area of operations of banks, namely, general banking, credit portfolio, information and communication technology (ICT), BB has introduced a Questionnaire based checklist for Self-Assessment of Anti-Fraud Internal Controls in 2012. Under reporting framework, banks should submit the filled-in questionnaire with relevant supporting papers to BB on quarterly rest.

DBBL has been submitting this statement to BB on quarterly rest for ensuring the regulatory compliance and taking measures for improvement of the Bank's internal control and compliance system, where necessary.

vi. Integrated Supervision System (ISS)

With a view to bringing the branch and head office of commercial banks under close monitoring, supervision and control, BB has introduced Integrated Supervision System (ISS) with effect from February 2014. Under this system, BB has developed a reporting infrastructure segregating the reporting requirements for branches and head office separately. This ISS covers the position of overall state of affairs of the respective banks at the end of each month/ quarter.

Since introduction, DBBL has complied with the ISS reporting requirements of BB.

Regulatory compliance with regards to risk management reporting through risk management division of DBBL

In addition to the regular regulatory compliances, DBBL also complied with the risk management reporting as stipulated in 'Risk Management Guidelines for Banks' in February 2012 and others instructions/circulars issued by Bangladesh Bank from time to time.

The compliance status of risk management reporting by the Risk Management Division of DBBL during the year 2016 are as under:

Particulars	Reporting to	Compliance status	Remarks
1. Risk management reporting			
i. Quarterly risk management reporting covering • Internal capital adequacy assessment process (ICAAP); • Key figures from the credit portfolio; • Market risk; • Large exposures; • Liquidity risk.	Risk management committee of the Board	Complied	
ii. Submission of Monthly Risk Management Report and minutes of risk management committee	Bangladesh Bank on Monthly rest	Complied	

Particulars	Reporting to	Compliance status	Remarks
iii. Comprehensive Risk Management Report (CRMR) and minutes of risk management committee	Bangladesh Bank on Half Yearly rest	Complied	
2. Basel III reporting and capital management			
i. Submission of MCR under Pillar 1 on quarterly rest;	Bangladesh Bank	Quarterly MCR and CRAR under Basel III was submitted to BB within the stipulated time.	
ii. Submission of ICAAP Report for calculation of adequate capital requirement under Pillar 2 annually;	Bangladesh Bank	ICAAP document of DBBL was submitted to BB with in stipulated time.	Board approved the ICAAP Document for submission to BB.
iii. Disclosures requirement under Pillar 3;	Bangladesh Bank with uploading a soft copy in the Bank's website	• Disclosure requirements as per BB reporting format for the year 2015 was submitted to BB and posted in the Bank's website; • Disclosures for the year ended 2016 are set from **Pages 107 to 138** of this Annual Report. The soft copy of disclosures has been uploaded in the Bank's website. A printed copy of the same will also be submitted to BB within the stipulated time for regulatory compliance.	
iv. Basel III liquidity ratios a. Liquidity coverage ratio (LCR) b. Net stable funding ratio (NSFR) c. Leverage ratio	Bangladesh Bank Monthly Quarterly Quarterly	Under Basel III guideline, Bank has been compliant for submission of statements of Liquidity Coverage Ratio (LCR), Net Stable Funding Ration (NSFR) and Leverage Ratio to Bangladesh Bank within the stipulated time.	
v. Capital planning in line with the implementation of Basel III;	Board/ management	Information memorandum has been placed to the Board regarding capital management in line with the Basel III guideline from time to time.	
3. Stress testing	Bangladesh Bank, Board/Risk Management Committee of the Board of the Bank	Bank has been compliant for submission of stress testing reports to BB on quarterly rest within the stipulated time.	Stress test reports have been reported to the Board on quarterly rest.

AMARSTOCK

Particulars	Reporting to	Compliance status	Remarks
4. Statement of Off-Site Supervision (CAMELS Pack) for conducting CAMELS Rating by BB	Bangladesh Bank, Board/ senior management	Bank has been compliant for submission of required information/ data on CAMELS rating and its subsequent regulatory compliance to BB on half-yearly rest within the stipulated time.	The observations/ findings of BB made in the CAMELS rating reports were also submitted to the Board for concurrence, guidance and compliance with the BB observations.
5. Financial Projection Model (FPM)	Bangladesh Bank/senior management of the Bank	Bank has been compliant for submission of filled-in FPM to BB on quarterly rest within the stipulated time.	
6. Quick Review Report (QRR) under BSS	Bangladesh Bank/senior management of the Bank	Bank has been compliant for submission of QRR and its subsequent compliance to BB on quarterly rest within the stipulated time.	
7. Credit rating	Bangladesh Bank	• Bank was compliant for conducting credit rating for the year ended 2015 including submission of the rating report to BB, serving press release for public notification etc. within the stipulated time. • The credit rating of DBBL for the year ended 2016 will be completed within 30 June 2017.	
8. Compliance with the core risk management practices	Bangladesh Bank	Bank has been compliant with the BB recommendations/ suggestions made in different inspection reports of core risks management practices. The Compliance status is furnished at **Page 100** of the Annual Report.	



Any time
Anywhere

disclosures on risk based capital (Basel III)

MAP STOCK


AMAR STOCK

DISCLOSURES ON RISK BASED CAPITAL (BASEL III)

Scope of Application

Qualitative Disclosures		
a)	The name of the top corporate entity in the group to which this guidelines applies.	Dutch-Bangla Bank Limited (the Bank)
b)	An outline of differences in the basis of consolidation for accounting and regulatory purposes, with a brief description of the entities within the group (a) that are fully consolidated; (b) that are given a deduction treatment; and (c) that are neither consolidated nor deducted (e.g. where the investment is risk-weighted).	The consolidated financial statements of the Bank include the financial statements of Dutch-Bangla Bank Limited and the Off-shore Banking Units (OBUs). A brief description of the Bank and the OBUs are given below: **The Bank [Main operation]** Dutch-Bangla Bank Limited (the Bank) is a scheduled commercial bank set up as a joint venture between Bangladesh and the Netherlands. Incorporated as a public limited company under the Companies Act, 1994, the Bank obtained licence from Bangladesh Bank on 23 July 1995 and started its banking business with one branch on 3 June 1996. The number of branches was 165 as on 31 December 2016 all over Bangladesh. The Bank is listed with Dhaka Stock Exchange and Chittagong Stock Exchange as a publicly quoted company. The principal activities of the Bank are to carry on all kinds of commercial banking bussiness in Bangladesh. **Mobile Banking Services** The Bank obtained the permission for conducting the Mobile Banking Services from Bangladesh Bank on 28 April 2010. The Bank started operation of Mobile Banking Services on 31 March 2011. The principal activities of the Mobile Banking Services are to provide banking services to Mobile Banking customers through Mobile Phone and multiple delivery channels within the applicable rules & regulations and guidelines of Bangladesh Bank. Mobile Banking Services are part of Main Operation of the Bank. **Agent Banking Services** The Bank obtained the permission for conducting the Agent Banking services from Bangladesh Bank on 27 July 2014. The Bank started operation of Agent Banking Services on 19 January 2015. The principal activities of the Agent Banking Services are to provide banking services to the Bank customers through engagement of agents who conducts Banking Transaction on behalf of the Bank under a valid agency agreements rather than Bank's own Tellers/Cashiers to deliver the services within the applicable rules & regulations and guidelines of Bangladesh Bank. Agent Banking Services are part of Main Operation of the Bank.

Scope of Application (Continued)

		Off-shore Banking Unit (OBU) The Off-shore Banking Unit (OBU) of the Bank is the separate business entity governed by the applicable rules & regulations and guidelines of Bangladesh Bank. The Bank obtained the permission for conducting the operations of OBU from Bangladesh Bank on 23 February 2010. The Bank started the operation of OBU on 12 July 2010. The number of OBUs was 2 (two) as at 31 December 2016 located at Chittagong EPZ Branch-Chittagong and Dhaka EPZ Branch-Dhaka. The principal activities of the OBUs are to provide commercial banking services through its Units within the rules & regulations and guidelines of Bangladesh Bank applicable for the Off-shore Banking Units.
c)	Any restrictions, or other major impediments, on transfer of funds or regulatory capital within the group.	Not applicable
Quantitative Disclosures		
d)	The aggregate amount of surplus capital of insurance subsidiaries (whether deducted or subjected to an alternative method) included in the capital of the consolidated group.	Not applicable

Capital structure

Qualitative Disclosures		
a)	Summary information on the terms and conditions of the main features of all capital instruments, especially in the case of capital instruments eligible for inclusion in CET 1, Additional Tier 1 or in Tier 2 Capital.	In terms of Section 13 of the Bank Company Act, 1991 (Amended upto 2013), the terms and conditions of the main features of all capital instruments have been segregated in terms of the eligibility criteria set forth vide BRPD Circular No. 18 dated 21 December 2014 [Guidelines on Risk Based Capital Adequacy (Revised Regulatory Capital Framework for Banks in line with Basel III)] and other relevant instructions given by Bangladesh Bank from time to time. The main features of the capital instruments are as follows: **Common Equity Tier 1 (CET1) capital instruments** **Paid-up share capital:** Issued, subscribed and fully paid up share capital of the Bank. **Non-repayable share premium account:** Amount of premium realized with the face value per share at the time of issuing shares through initial public offering. **Statutory reserve:** As per Section 24 of the Bank Company Act, 1991 (Amended upto 2013), an amount equivalent to 20% of the profit before taxes for each year of the Bank has been transferred to the Statutory Reserve Fund. **Dividend equalization account:** As per BRPD Circular Letter No. 18 dated 20 October 2002 issued by Bangladesh Bank, 'Dividend Equalization Account' has been created by transferring the amount from the profit that is equal to the cash dividend paid in excess of 20%. **Retained earnings:** Amount of profit retained with the banking company after meeting up all expenses, provisions and appropriations.

Capital Structure (Continued)

Additional Tier 1 (AT1) capital instruments

Instruments issued by the banks that meet the qualifying criteria for AT1: Issued, subscribed and fully paid perpetual subordinated debt/ bond which meet the qualifying criteria for AT1 as stipulated in guidelines on Risk Based Capital Adequacy.

Tier 2 capital instruments

General provision against unclassified loans and off-balance sheet exposures: As per BRPD Circular Letter No. 5 dated 31 May 2016, amount of general provision maintained against unclassified loans and off-balance sheet exposures as of the reporting date has been considered.

Subordinated debt capital: Outstanding amount of subordinated debt as of the reporting date.

Assets revaluation reserves: As per Bangladesh Bank's instruction, until 31 December 2014, 50% of incremental value of Bank's assets has been considered. Revaluation Reserve (RR) based on the position as of 31 December 2014 will be deducted @ 20% on yearly basis from 2015 to 2019 under Basel III guideline.

Revaluation reserves of HTM securities: As per Bangladesh Bank's instruction, until 31 December 2014, 50% of revaluation reserve of HTM securities has been considered. Revaluation Reserve (RR) based on the position as of 31 December 2014 will be deducted @ 20% on yearly basis from 2015 to 2019 under Basel III guideline.

Revaluation reserves of HFT securities: As per Bangladesh Bank's instruction, until 31 December 2014, 50% of revaluation reserve of HFT securities has been considered. Revaluation Reserve (RR) based on the position as of 31 December 2014 will be deducted @ 20% on yearly basis from 2015 to 2019 under Basel III guideline.

Quantitative Disclosures

b) The amount of Common Equity Tier 1 (CET1) capital

The amount of Common Equity Tier 1 (CET1) capital as per disclosures in the audited financial statements as of 31 December 2016 are as follows:

In million Taka

Particulars	Amount
Paid up capital	2,000.0
Non-repayable share premium account	11.1
Statutory reserve	8,134.4
General reserve	-
Retained earnings (including proposed cash dividend for 2016)	5,237.7
Dividend equalization account	1,366.8
Other (if any item approved by Bangladesh Bank)	-
Sub-Total of CET 1 Capital [A]	**16,750.0**

Capital Structure (Continued)

c) The amount of Additional Tier 1 (AT1) capital

The amount of Additional Tier 1 (AT1) capital as per disclosures in the audited financial statements as of 31 December 2016 are as follows:

In million Taka

Particulars	Amount
Non-cumulative irredeemable preference shares	-
Instruments issued by the banks that meet the qualifying criteria for AT1	-
Others (if any item approved by Bangladesh Bank)	-
Sub-Total AT1 Capital [B]	**-**

d) The amount of Tier 2 capital

The amount of Tier 2 capital as per disclosures in the audited financial statements as of 31 December 2016 are as follows:

In million Taka

Particulars	Amount
General provision against unclassified loans and off-balance sheet exposures (including OBU)	2,326.6
All other preference shares	-
Subordinated debt	3,700.1
Revaluation Reserves as on 31 December 2014 (50% of Fixed Assets and HTM Securities)	475.2
Others (if any item approved by Bangladesh Bank)	-
Sub-Total of Tier 2 Capital [C]	**6,501.9**

e) Regulatory Adjustments/ Deductions from capital

In million Taka

Particulars	Amount
Deferred tax assets against the specific loan loss provision from CET 1 capital*	1,812.4
Revaluation Reserves for Fixed Assets, Securities (40% for the year 2016) from Tier 2 capital	190.1
Sub-Total of Deduction [D]	**2,002.5**

f) Total eligible capital

In million Taka

Particulars	Amount
Total Eligible Capital [A+B+C-D]	**21,249.4**

* As per the Bangladesh Bank instructions contained in BRPD Circular No. 11 dated 12 December 2011 and BRPD letter No. BRPD(BFIS)661/14B(P)/2015-18014 dated 24 December 2015.

Capital Adequacy

Qualitative Disclosures

(a) A summary discussion of the bank's approach to assessing the adequacy of its capital to support current and future activities.

The Bank assesses the adequacy of its capital in terms of Section 13 (1) of the Bank Company Act, 1991 (Amended up to 2013) and instruction contained in BRPD Circular No. 18 dated 21 December 2014 [Guidelines on 'Risk Based Capital Adequacy for Banks' (Revised regulatory capital framework in line with Basel III)]. However, in terms of the regulatory guidelines, the Bank computes the capital charge / requirement as under:

i. Credit risk : On the basis of Standardized Approach;
ii. Market risk : On the basis of Standardized Approach; and
iii. Operational risk: On the basis of Basic Indicator Approach.

Capital Adequacy (Continued)

The Bank assesses the capital requirement considering the existing size of portfolio, concentration of portfolio to different risk weight groups, asset quality, profit trend etc. on quarterly rest. The Bank also forecasts the adequacy of capital in terms of its capacity of internal capital generation, maintaining the size of the portfolio, asset quality, conducting credit rating of the borrowers, segregation of portfolio to different risk weight groups etc. As of 31 December 2016, Bank maintained total capital (CET 1 and Tier 2) of Taka 21.25 billion against the minimum requirement including capital conservation buffer of Taka 17.23 billion with a surplus of Taka 4.02 billion. Bank's capital to risk-weighed asset ratio (CRAR) as of 31 December 2016 stood at 13.1% (consisting of 9.2% in CET 1 capital and 3.9% in Tier 2 capital) against the regulatory requirement of minimum including capital conservation buffer 10.625%. This surplus capital both in term of absolute amount and ratio (CRAR) is considered to be adequate to absorb all the material risks to which the Bank may be exposed in future. The Bank maintained more than adequate capital against the regulatory requirement to upheld and strengthen the confidence of its investors, depositors and other stakeholders.

Quantitative Disclosures

(b) Capital requirement for Credit Risk

In million Taka

Particulars	Risk Weighted Assets (RWA)	Minimum Capital Requirement (MCR)
Credit Risk		
On-balance sheet	127,731.2	12,773.1
Off-balance sheet	9,264.7	926.5
Total	**136,995.9**	**13,699.6**

(c) Capital requirement for Market Risk

In million Taka

Particulars	Risk Weighted Assets (RWA)	Minimum Capital Requirement (MCR)
Market Risk		
Interest Rate related instrument	-	-
Equities	22.6	2.3
Foreign exchange position	2,342.3	234.2
Commodities	-	-
Total	**2,364.9**	**236.5**

(d) Capital requirement for Operational Risk

In million Taka

Particulars	Risk Weighted Assets (RWA)	Minimum Capital Requirement (MCR)
Operational Risk	22,804.4	2,280.4
Total	**22,804.4**	**2,280.4**

Capital Adequacy (Continued)

(e) Total Risk Weighted Assets (RWA), Total Minimum Capital Requirement (MCR) and Total Eligible Regulatory Capital

In million Taka

Particulars	Amount
Total Risk Weighted Assets (RWA)	
Credit Risk	
On-balance sheet	127,731.2
Off-balance sheet	9,264.7
Total Credit Risk [i]	136,995.9
Market Risk [ii]	2,364.9
Operational Risk [iii]	22,804.4
Total Risk Weighted Assets (RWA) [i+ii+iii]	**162,165.2**
Total Minimum Capital Requirement (MCR)	
Credit Risk	
On-balance sheet	12,773.1
Off-balance sheet	926.5
Total Credit Risk [i]	13,699.6
Market Risk [ii]	236.5
Operational Risk [iii]	2,280.4
Total Minimum Capital Requirement (MCR)	**16,216.5**
Total Eligible Regulatory Capital	**21,249.4**

(f) Total capital, CET1 capital, Total Tier 1 capital and Tier 2 capital ratio:

For the consolidated group

In Percentage

Particulars	Ratio (%)
Total Capital to Risk-weighted Asset Ratio (CRAR)	13.1%
Common Equity Tier 1 Capital to Risk-weighted Asset Ratio	9.2%
Total Tier 1 Capital to Risk-weighted Asset Ratio	9.2%
Tier 2 Capital to Risk-weighted Asset Ratio	3.9%

For stand alone

In Percentage

Particulars	Ratio (%)
Total Capital to Risk-weighted Asset Ratio (CRAR)	13.1%
Common Equity Tier 1 Capital to Risk-weighted Asset Ratio	9.2%
Total Tier 1 Capital to Risk-weighted Asset Ratio	9.2%
Tier 2 Capital to Risk-weighted Asset Ratio	3.9%

(g) Capital Conservation Buffer (CCB)

In million Taka

Particulars	Amount
Risk Weighted Assets **[A]**	162,165.2
Rate of Capital Conservation Buffer for 2016 in Percentage **[B]**	0.625%
Amount of Common Equity Tier 1 (CET 1) Capital is required as Capital Conservation Buffer **[C = A x B]**	1,013.5

Capital Adequacy (Continued)

(h)	Available Capital under Pillar 2 Requirement	**In million Taka**

Particulars	Amount
Total Eligible Regulatory Capital **[A]**	21,249.4
Minimum Capital Requirement under Pillar 1 **[B]**	16,216.5
Capital Conservation Buffer **[C]**	1,013.5
Minimum Capital Requirement including Capital Conservation Buffer **[D=B+C]**	17,230.0
Available Capital for Pillar 2 **[E=A-D]**	4,019.4

Credit Risk

Qualitative Disclosures

(a) The general qualitative disclosure requirement with respect to credit risk, including:

(i) Definitions of past due and impaired (for accounting purposes);

As per relevant Bangladesh Bank guidelines, the Bank defines the past due and impaired loans and advances for strengthening the credit discipline and mitigating the credit risk of the Bank. The impaired loans and advances are defined on the basis of (i) Objective / Quantitative Criteria and (ii) Qualitative judgment. For this purposes, all loans and advances are grouped into 4 (four) categories namely- (a) Continuous Loan (b) Demand Loan (c) Fixed Term Loan and (d) Short-term Agricultural & Micro Credit.

Definition of past due/overdue:

i. Any Continuous Loan if not repaid/renewed within the fixed expiry date for repayment or after the demand by the bank will be treated as past due/overdue from the following day of the expiry date;

ii. Any Demand Loan if not repaid within the fixed expiry date for repayment or after the demand by the bank will be treated as past due/overdue from the following day of the expiry date;

iii. In case of any installment(s) or part of installment(s) of a Fixed Term Loan is not repaid within the fixed expiry date, the amount of unpaid installment(s) will be treated as past due/overdue from the following day of the expiry date;

iv. The Short-term Agricultural and Micro-Credit if not repaid within the fixed expiry date for repayment will be considered past due/ overdue after six months of the expiry date.

However, a continuous loan, demand loan or a term loan which will remain overdue for a period of 2 (two) months or more, will be put into the **"Special Mention Account (SMA)",** the prior status of becoming the loan into impaired/classified/ non-performing.

Credit Risk (Continued)

Definition of impaired / classified / non-performing loans and advances are as follows:

Continuous loans are classified as follows:

- **Substandard:** If it is past due /overdue for 3 (three) months or beyond but less than 6 (six) months;
- **Doubtful:** If it is past due / overdue for 6 (six) months or beyond but less than 9 (nine) months; and
- **Bad / Loss:** If it is past due / overdue for 9 (nine) months or beyond.

Demand loans are classified as follows:

- **Substandard:** If it remains past due / overdue for 3 (three) months or beyond but not over 6 (six) months from the date of expiry or claim by the Bank or from the date of creation of forced loan;
- **Doubtful:** If it remains past due / overdue for 6 (six) months or beyond but not over 9 (nine) months from the date of expiry or claim by the Bank or from the date of creation of forced loan; and
- **Bad / Loss:** If it remains past due / overdue for 9 (nine) months or beyond from the date of expiry or claim by the Bank or from the date of creation of forced loan.

Fixed Term Loans are classified as follows:

a) In case of any installment (s) or part of installment (s) of a Fixed Term Loan amounting upto Taka 10 lacs is not repaid within the due date, the classification is as under:

- **Substandard:** If the amount of past due installment is equal to or more than the amount of installment (s) due within 6 (six) months, the entire loan will be classified as 'Sub- standard';
- **Doubtful:** If the amount of past due installment is equal to or more than the amount of installment (s) due within 9 (nine) months, the entire loan will be classified as 'Doubtful'; and
- **Bad / Loss:** If the amount of past due installment is equal to or more than the amount of installment (s) due within 12 (twelve) months, the entire loan will be classified as 'Bad/Loss'.

b) In case of any installment (s) or part of installment (s) of a fixed term loan amounting more than taka 10 lacs is not repaid within the due date, the classification is as under:

- **Substandard:** If the amount of past due installment is equal to or more than the amount of installment (s) due within 3 (three) months, the entire loan will be classified as 'Sub- standard';

Credit Risk (Continued)

<table>
<tr><td></td><td></td><td>

Doubtful: If the amount of past due installment is equal to or more than the amount of installment (s) due within 6 (six) months, the entire loan will be classified as 'Doubtful'; and
Bad / Loss: If the amount of past due installment is equal to or more than the amount of installment (s) due within 9 (nine) months, the entire loan will be classified as 'Bad/Loss'.

Short-term Agricultural and Micro-credit: The Short-term Agricultural and Micro Credit will be considered irregular if not repaid within the due date as stipulated in the loan agreement. If the said irregular status continues, the credit will be classified as 'Sub-standard' after a period of 12 months, as 'Doubtful' after a period of 36 months and as 'Bad/Loss' after a period of 60 months from the stipulated due date as per the loan agreement.
</td></tr>
<tr><td></td><td>ii) Description of approaches followed for specific and general allowances and statistical methods</td><td>
The Bank follows the relevant Bangladesh Bank guideline for determination of general and specific allowances for loans and advances. firstly, the base for provision for the unclassified and classified loans are calculated as under:
a) Calculation of base for provision for unclassified /standard loans: Outstanding amount less suspended interest, if any;
b) Calculation of base for provision for the classified loans, the higher of the following two amounts:
i. Outstanding amount less suspended interest less value of eligible securities;
or
ii. 15% of outstanding amount.
Secondly, the following rates are applied on base for provision for determination of general and specific allowances for loans:
<table>
<tr><th>General provisions for unclassified loans and advances:</th><th>Rates [%]</th></tr>
<tr><td>All unclassified loans (Other than loans under special mention account, short term agricultural credit, loans to Brokerage Houses (BHs) / Merchant Banks (MBs) / Stock Dealers (SDs) against Shares, consumer financing, small and medium enterprise financing, and staff loans)</td><td>1.00%</td></tr>
<tr><td>Small and medium enterprise financing</td><td>0.25%</td></tr>
<tr><td>Consumer financing (other than housing finance and loans for professionals under consumer financing scheme)</td><td>5.00%</td></tr>
<tr><td>Consumer financing (for housing finance)</td><td>2.00%</td></tr>
<tr><td>Consumer financing (for professionals)</td><td>2.00%</td></tr>
<tr><td>Loans to Brokerage Houses (BHs) / Merchant Banks(MBs) / Stock Dealers (SDs) against Shares etc.</td><td>2.00%</td></tr>
<tr><td>Short term agricultural credit</td><td>2.50%</td></tr>
</table>
</td></tr>
</table>

Credit Risk (Continued)

		General provisions against Special Mention Account (SMA) loans and advances: / **Rates [%]** All unclassified loans (other than loans under small and medium enterprise and consumer financing and BHs, MBs, SDs) / 1.00% Small and medium enterprise financing / 0.25% Consumer financing (other than housing finance and loans for professionals under consumer financing scheme) / 5.00% Consumer financing (for housing finance) / 2.00% Consumer financing (for professionals) / 2.00% Loans to Brokerage Houses (BHs) / Merchant Banks(MBs) / Stock Dealers (SDs) against Shares etc. / 2.00% Short term agricultural credit / 2.50% **Specific provision for classified loans and advances:** / **Rates [%]** Substandard / 20.00% Doubtful / 50.00% Bad/loss / 100.00% Mentionable that, all interest accrued is credited to interest suspense account instead of crediting the same to income account if the loan is classified as sub-standard and doubtful. However, charging of interest is discontinued when the loan is classified as bad/loss. As per BRPD Circular No. 4 dated 29 January 2015, the restructured large loan facilities have been treated as Special Mention Account (SMA) for the purpose of classification. Provision has also been calculated at existing applicable rate of SMA with additional 1%. The income from restructured loan has been accounted for only when it was actually received.
	iii) Discussion of the Bank's credit risk management policy	The salient features of DBBL credit risk management policy and procedures are as under: • **Credit policy approved by the Board:** The Board approves the Credit Risk Management Policy of DBBL for ensuring the best practice in credit risk management and maintaining quality of assets. The credit policy/manual has been put in place in compliance with Bangladesh Bank's guidelines on credit risk management and other rules & regulations circulated by BB from time to time. The policy envisages making credit decisions based on sound lending principles and practices supported by reliable and accurate financials, management integrity, industry/ technical analysis, environmental due diligence, industry information of the borrowing entity/ company. • **Credit approval is delegated properly:** Authorities are properly delegated ensuring check and balance in credit operation at every stage i.e. screening, assessing risk, identification, management and mitigation of credit risk as well as monitoring, supervision and recovery of loans with provision for early warning system. • **Independent Credit Risk Management Division:** There is an independent Credit Risk Management Division to assess credit risks and suggest the mitigation procedures & techniques while processing the credit proposals by the different Corporate Business Divisions for approval.

Credit Risk (Continued)

- **Separate Credit Administration Division:** A separate credit administration division confirms that perfected security documents are in place before disbursement. DBBL is continuing a unique process of rechecking security documentation by a second legal advisor other than the lawyer who vetted it originally. The division also monitors borrower's compliance with lending covenants and agreed terms and conditions.
- **Independent Special Asset Management Division and Management Recovery Committee:** An independent and fully dedicated Special Asset Management Division monitors the performance and recovery of loans, identify early signs of delinquencies in portfolio and take corrective measures including legal actions to mitigate risks, improve loan quality and to ensure timely recovery of loans. This division also monitors risk status of loan portfolio and ensures adequate loan loss provision. There is a dedicated and high-level management recovery committee to deal with the problem loans for early and most appropriate settlements.
- **Credit operations are subject to independent internal Audit:** Internal Control & Compliance Division independently verifies and ensures, at least once in a year, compliance with approved lending guidelines, Bangladesh Bank guidelines, operational procedures, adequacy of internal control, documentation and overall Credit Risk Management System.
- **Reporting to Board/ Executive Committee/Risk Management Committee:** Overall quality, performance, recovery status, risks status, adequacy of provision of loan portfolio are regularly reported to the Board of Directors/ Executive Committee/ Risk Management Committee of the Board for information and guidance.

Above all, the Risk Management Division is regularly suggesting/ recommending the Credit Risk Management Division (s) on increasing the collateral coverage, product/sector specific diversification of credit exposures, single borrower exposures limit, large loan portfolio ceiling as stipulated by Bangladesh Bank, improving the asset quality, conducting credit rating of the borrowers to minimize the capital charge against credit risk of the Bank.

Adequate provision is maintained against classified loans as per Bangladesh Bank Guidelines. Status of loans are regularly reported to the Board of Directors/ Risk Management Committee of the Board.

Credit Risk (Continued)

Quantitative Disclosures

(b) Total gross credit risk exposures broken down by major types of credit exposures

Major types of credit exposure as per disclosures in the audited financial statements as of 31 December 2016:

In million Taka

Particulars	Outstanding Amount	Mix (%)
Overdraft	19,857.2	11.5%
Cash credit	46,031.4	26.6%
Export cash credit	15,516.6	9.0%
Transport loan	1,766.8	1.0%
House building loan	1,244.5	0.7%
Loan against trust receipt	6,300.1	3.6%
Term loan - industrial	44,876.7	25.9%
Term loan - other	20,910.6	12.1%
Payment against document- cash	231.5	0.1%
Payment against document- EDF	1,207.1	0.7%
Consumer Finance	3,881.6	2.2%
Staff loan	591.6	0.3%
Bills purchased and discounted	10,982.1	6.3%
Total Loans and advances	**173,397.8**	**100.0%**

(c) Geographical distribution of exposures, broken down in significant areas by major types of credit exposure.

Geographical distribution of credit exposures as per the disclosures in the audited financial statements as of 31 December 2016 are as follows:

In million Taka

Particulars	Outstanding Amount	Mix (%)
Urban		
Dhaka Division	146,695.6	84.6%
Chittagong Division	12,283.5	7.1%
Khulna Division	1,746.9	1.0%
Sylhet Division	371.9	0.2%
Barisal Division	130.2	0.1%
Rajshahi Division	790.9	0.5%
Rangpur Division	612.8	0.4%
Mymensingh Division	407.6	0.2%
Sub-total (Urban)	**163,039.4**	**94.0%**
Rural		
Dhaka Division	9,172.0	5.3%
Chittagong Division	634.1	0.4%
Sylhet Division	277.0	0.2%
Rajshahi Division	147.5	0.1%
Rangpur Division	65.8	0.0%
Mymensingh Division	62.0	0.0%
Sub-total (Rural)	**10,358.4**	**6.0%**
Grand Total (Urban and Rural)	**173,397.8**	**100.0%**

Credit Risk (Continued)

(d) Industry or counterparty type distribution of exposures, broken down by major types of credit exposures.

Industry or counterparty type distribution of exposures, broken down by major types of credit exposures as per the disclosures in the audited financial statements as of 31 December 2016 are as follows:

(i) Loans and Advances including bills purchased and discounted on the basis of significant concentration:

In million Taka

Particulars	Outstanding Amount	Mix (%)
Commercial lending	7,344.1	4.2%
Agricultural loan	2,578.6	1.5%
Export financing	9,253.4	5.4%
Consumer credit scheme	3,913.3	2.3%
Small and medium enterprise financing	23,720.5	13.7%
Staff loan	591.7	0.3%
House building loan (other than the employees)	1,243.5	0.7%
Others	124,752.7	71.9%
Total	**173,397.8**	**100.0%**

(ii) Industry-wise Loans and Advances including bills purchased and discounted:

In million Taka

Particulars	Outstanding Amount	Mix (%)
Agriculture, fisheries and forestry	2,578.6	1.5%
Pharmaceutical industries	1,867.3	1.1%
Textile industries	61,230.3	35.3%
Ready- made garment industries	26,636.1	15.4%
Chemical industries	233.4	0.1%
Bank and other financial institutions	4,034.4	2.3%
Transport and communication	1,175.1	0.7%
Electronics and automobile industries	2,032.9	1.2%
Housing and construction industries	6,771.4	3.9%
Energy and power industries	529.7	0.3%
Cement and ceramic industries	1,579.7	0.9%
Food and allied industries	6,172.1	3.5%
Engineering and metal industries including ship breaking	5,514.2	3.2%
Service industries	7,500.8	4.3%
Other industries	45,541.8	26.3%
Total	**173,397.8**	**100.0%**

Credit Risk (Continued)

(e) Residual contractual maturity breakdown of the whole portfolio, broken down by major types of credit exposure.

Residual contractual maturity of exposures as per the disclosures furnished in the audited financial statements as of 31 December 2016 are as follows:

In million Taka

Repayable	Outstanding Amount	Mix (%)
On demand	15,478.1	8.9%
Within one to three months	42,025.4	24.3%
Within three to twelve months	74,936.5	43.2%
Within one to five years	29,119.1	16.8%
More than five years	11,838.7	6.8%
Total	**173,397.8**	**100.0%**

(f) By major industry or counterparty type

a) Amount of impaired loans and if available, past due loans, provided separately

i) Amount of impaired / classified loans by major industry/sector-type as of 31 December 2016 was as under:

In million Taka

Major industry/sector type	Outstanding Amount	Mix (%)
Agriculture financing	-	-
Ready made garments (RMG) industries	412.8	4.6%
Textile industries	5,187.5	57.7%
Other manufacturing industries	84.6	0.9%
Small & medium enterprise (SME) loans	1,327.9	14.8%
Commercial real estate including construction industries	264.5	2.9%
Residential real estate financing	10.4	0.1%
Power and Gas industries	555.2	6.2%
Transport, storage and communication industries	156.0	1.7%
Trade services	258.0	2.9%
Consumer credit	81.6	0.9%
Others	660.5	7.3%
Total	**8,999.0**	**100.0%**

ii) Amount of impaired / classified loans by major counterparty type as of 31 December 2016 was as under:

In million Taka

Major counterparty type	Status-wise amount of impaired / classified loans			Total
	Substandard	Doubtful	Bad/Loss	
Continuous loan	205.3	335.9	503.3	**1,044.5**
Demand loan	26.6	-	978.2	**1,004.8**
Term loan	121.1	4.1	6,824.5	**6,949.7**
Other loans	-	-	-	**-**
Total	**353.0**	**340.0**	**8,306.0**	**8,999.0**

Credit Risk (Continued)

b) Specific and general provisions

Specific and general provisions for loans portfolio and general provision for off-balance sheet exposures of the Bank as per audited financial statements as of 31 December 2016 was as under:

In million Taka

Particulars of specific and general provisions for entire loan portfolio and off-balance sheet exposures	Amount
Specific provision for loans and advances	4,769.6
General provision for loans and advances	1,726.1
General provision for off-balance sheet exposures	600.5
Total	**7,096.2**

c) Charges for specific allowances and charges-offs (general allowances) during the period

The Specific and general provisions for loans portfolio and general provision for off-balance sheet exposures of the Bank charged during the year as per audited financial statements for the year ended 31 December 2016 was as under:

In million Taka

Particulars	Amount
Specific provision for loans and advances	1,985.9
General provision for loans and advances	231.5
General provision for off-balance sheet exposures	50.4
Total	**2,267.8**

(g) Gross Non Performing Assets (NPAs)

Position of Non Performing Loans and Advances including bills purchased and discounted of the Bank as per audited financial statements for the year ended 31 December 2016 was as under:

In million Taka

Particulars	Amount
Gross Non Performing Assets (NPAs)	8,999.0
Non Performing Assets (NPAs) to Outstanding Loans & Advances	5.19%
Movement of Non Performing Assets (NPAs)	
Opening balance	5,624.9
Additions/ adjustment during the year (net)	3,374.1
Closing balance	**8,999.0**
Movement of specific provisions for NPAs	
Opening balance	2,783.1
Add: Provision made during the year	1,985.9
Less: Write-off	-
Add: Write-back of excess provisions	0.5
Closing balance	**4,769.6**

Equities: Disclosures for Banking Book Positions

<table>
<tr><td colspan="3">Qualitative Disclosures</td></tr>
<tr><td>a)</td><td colspan="2">The general qualitative disclosure requirement with respect to equity risk, including:</td></tr>
<tr><td></td><td>Differentiation between holdings on which capital gains are expected and those taken under other objectives including for relationship and strategic reasons; and</td><td>Not Applicable</td></tr>
<tr><td></td><td>Discussion of important policies covering the valuation and accounting of equity holdings in the banking book. This includes the accounting techniques and valuation methodologies used, including key assumptions and practices affecting valuation as well as significant changes in these practices.</td><td>Despite, at the end of 31 December 2016, the Bank had no investment to the equity instruments/exposures, but the accounting policies, techniques and valuation methodologies were put in places as under:
<table><tr><th>Particulars</th><th>Valuation method</th></tr><tr><td>Shares:</td><td></td></tr><tr><td>Quoted</td><td>Cost or market price whichever is lower</td></tr><tr><td>Unquoted</td><td>Cost or Book value, as per latest audited financial statements of that entity (ies), whichever is lower</td></tr><tr><td>Bonds:</td><td></td></tr><tr><td>Subordinated bonds</td><td>At redemption value</td></tr></table></td></tr>
<tr><td colspan="3">Quantitative Disclosures</td></tr>
<tr><td>b)</td><td>Value disclosed in the balance sheet of investments, as well as the fair value of those investments; for quoted securities, a comparison to publicly quoted share values where the share price is materially different from fair value.</td><td>Not Applicable</td></tr>
<tr><td>c)</td><td>The cumulative realized gains (losses) arising from sales and liquidations in the reporting period.
-Realized gain (losses) from equity investments</td><td>-</td></tr>
<tr><td>d)</td><td>• Total unrealized gains (losses)
• Total latent revaluation gains (losses)
• Any amounts of the above included in Tier 2 capital.</td><td>-</td></tr>
<tr><td>e)</td><td>Capital requirements broken down by appropriate equity groupings, consistent with the bank's methodology, as well as the aggregate amounts and the type of equity investments subject to any supervisory provisions regarding regulatory capital requirements.
• Capital requirements for equity investments
- For Specific market risk
- For General market risk</td><td>The capital requirements for equity investments as of 31 December 2016 was as under:
In Million Taka
<table><tr><th>Particulars</th><th>Amount (Market Value)</th><th>Capital Charge Weight</th><th>Capital Charge</th></tr><tr><td>Specific Risk</td><td>11.3</td><td>10%</td><td>1.13</td></tr><tr><td>General Risk</td><td>11.3</td><td>10%</td><td>1.13</td></tr><tr><td colspan="3">Total</td><td>2.3</td></tr></table></td></tr>
</table>

Interest rate risk in the banking book (IRRBB)

Qualitative Disclosures

a) The general qualitative disclosure requirement including the nature of IRRBB and key assumptions, including assumptions regarding loan prepayments and behaviour of non-maturity deposits, and frequency of IRRBB measurement.

Interest rate risk is the potential impact on the Bank's earnings (Net Interest Income- NII) and net asset values due to changes in market interest rates. Interest rate risk arises when the Bank's principal and interest cash flows (including final maturities), for both On and Off-balance sheet exposures, have mismatched re-pricing dates. The amount at risk is a function of the magnitude and direction of interest rate changes and the size and maturity structure of the mismatch position. The portfolio of assets and liabilities in the banking book sensitive to interest rate changes is the element of interest rate risk.

The immediate impact of changes in interest rates is on the Bank's net interest income (difference between interest income accrued on rate sensitive asset portfolio and interest expenses accrued on rate sensitive liability portfolio) for particular period of time, while the long term impact is on the Bank's net worth since the economic value of the Bank's assets, liabilities and off-balance sheet exposures are affected.

Key assumptions on loan prepayments and behavior of non-maturity deposits:

a) Loans with defined contractual maturity are re-priced in the respective time buckets in which it falls as per the loan repayment schedule;

b) Loans without defined contractual maturity are segregated into different time buckets based on the past trend, seasonality, geographical perspective and re-priced accordingly;

c) Non-maturity deposits namely current, saving deposits are segregated into different time buckets on the basis of past trend of withdrawal, seasonality, religious festivals, geographical perspective and re-priced accordingly. However, the behavior of withdrawal of non-maturity deposits of DBBL is more or less stable.

DBBL measures the IRRBB as per the regulatory guidelines on a quarterly rest.

Quantitative Disclosures

b) The impact of changes in interest rate for On-balance sheet rate sensitive assets and liabilities of DBBL as per the audited financial statements as of 31 December 2016 is furnished below:

In Million Taka

Particulars	Residual maturity bucket			
	1-90 Days	91-180 Days	181-270 Days	271-364 Days
Rate sensitive assets **[A]**	92,243.7	41,270.0	21,541.4	23,114.5
Rate sensitive liabilities **[B]**	79,047.0	32,178.0	17,692.4	15,921.4
GAP **[A-B]**	13,196.7	9,092.0	3,849.0	7,193.1
Cumulative GAP	13,196.7	22,288.7	26,137.7	33,330.8
Interest rate change (IRC) **[Note 1]**	1%	1%	1%	1%
Quarterly earnings impact **[GAP x IRC]**	33.0	22.7	9.6	18.0
Cumulative earnings impact	33.0	55.7	65.3	83.3

Note 1: Assuming 1% rise in interest rates for both asset and liability portfolio of the Bank.

Market risk

Qualitative Disclosures

a) i) Views of Board of Directors (BOD) on trading / investment activities

The Board approves all policies related to market risk, set limits and reviews compliance on a regular basis. The objective is to provide cost effective funding to finance assets growth and trade related transactions. The market risk covers the followings risks of the Bank's balance sheet:

i) Interest rate risk;
ii) Equity price risk;
iii) Foreign exchange risk; and
iv) Commodity price risk.

ii) Methods used to measure market risk

Methods used to measure Market risk

As per relevant Bangladesh Bank guidelines, Standardized Approach has been used to measure the Market Risk for capital requirement for trading book of the Bank. The total capital requirement in respect of market risk is the aggregate capital requirement calculated for each of the risk sub-categories. For each risk category minimum capital requirement is measured in terms of two separately calculated capital charges for "specific risk" and "general market risk" as under:

Component of Market Risk	Capital Charged For Market Risk	
	General Market risk	Specific Market risk
Interest Rate Risk	Applied	Applied
Equity Price Risk	Applied	Applied
Foreign Exchange Risk	Applied	
Commodities Price Risk	Applied	

iii) Market risk management system

The Treasury Division of the Bank manages market risk covering liquidity, interest rate and foreign exchange risks with oversight from Assets-Liability Management Committee (ALCO) comprising senior executives of the Bank. ALCO is chaired by the Managing Director & CEO. ALCO meets at least once in a month.

The Risk Management Division also reviews the market risk parameters on monthly basis and recommends on portfolio concentration for containing the RWA.

iv) Policies and processes for mitigating market risk

There are approved limits for credit deposit ratio, liquid assets to total assets ratio, maturity mismatch, commitments for both on-balance sheet and off-balance sheet items and borrowing from money market and foreign exchange position. The limits are monitored and enforced on a regular basis to protect against market risks. The exchange rate committee of the bank meets on a daily basis to review the prevailing market condition, exchange rate, foreign exchange position, and transactions to mitigate foreign exchange risks.

Quantitative Disclosures

b) The capital requirements for market risk

In million Taka

The Capital Requirements for:	Amount
• Interest rate risk	-
• Equity position risk	2.3
• Foreign exchange risk	234.2
• Commodity risk	-
Total capital requirement for Market risk	**236.5**

Operational risk

Qualitative Disclosures		
a)	i) Views of Board of Directors (BOD) on system to reduce Operational Risk	The policy for operational risks including internal control and compliance risk is approved by the Board in line with the relevant guidelines of Bangladesh Bank. Audit Committee of the Board directly oversees the activities of Internal Control and Compliance Division (IC&CD) to protect against all operational risks. As a part of continued surveillance, the management committee (MANCOM), Risk Management Committee (at the management level), independent Risk Management Division regularly reviews different aspects of operational risk. The analytical assessment was reported to the Board/ Risk Management Committee/Audit Committee of the Bank for review and formulating appropriate policies, tools & techniques for mitigation of operational risk.
	ii) Performance gap of executives and staffs	DBBL has a policy to provide competitive package and best working environment to attract and retain the most talented people available in the industry. DBBL's strong brand image plays an important role in employee motivation. As a result, there is no significant performance gap.
	iii) Potential external events	Like other peers, DBBL operates its business with few external risk factors relating to the socio-economic condition, political atmosphere, regulatory policy changes, natural disaster etc. based on the overall perspective of the country. Potential external events and related downside risk, namely, political impasse, damage of Bank's delivery channel including ATM, Fast Track, fear of theft/ robbery in banks vaults, compliance/ adjustment due to changes of regulatory policy stance, laws & regulations etc. are managed to keep within tolerable limit.
	iv) Policies and processes for mitigating operational risk	The policy for operational risks including internal control and compliance risk is approved by the Board taking into account relevant guidelines of Bangladesh Bank. A policy guideline on Risk Based Internal Audit (RBIA) System is in operation. As per RBIA, branches with high risk status and subjected to more frequent audit by Internal Control and Compliance Division (IC&CD). IC&CD directly reports to Audit Committee of the Board. Currently, DBBL are using some models or tools for mitigating operational risk such as Self Assessment of Anti-fraud Internal Control; Quarterly Operational Report (QOR) and Departmental Control Function Check List (DCFCL) in line with the Bangladesh Bank's relevant Instructions and recommendations. It is required to submit the statement on Self Assessment of Anti-fraud Internal Control to Bangladesh Bank on quarterly rest. In addition, there is a Vigilance Cell established in 2009 to reinforce the operational risk management of the Bank. Bank's Anti- Money laundering activities are headed by CAMLCO and their activities are devoted to protect against all money laundering and terrorist finance related activities. The newly established Central Customer Service & Complaint Management Cell was also engaged in mitigating the operation risks of the Bank. Apart from that, there is adequate check and balance at every stage of operation, authorities are properly segregated and there is at least dual control on every transaction to protect against operational risk.

Operational risk (Continued)

	v) Approach for calculating capital charge for operational risk	The Bank follows the Basic Indicator Approach (BIA) in terms of BRPD Circular No. 18 dated 21 December2014 **[Guidelines on 'Risk Based Capital Adequacy for Banks' (revised regulatory capital framework in line with Basel III)]**. The BIA stipulates the capital charge for operational risk is a fixed percentage, denoted by α (alpha) of average positive annual gross income of the Bank over the past three years. It also states that if the annual gross income for any year is negative or zero, that should be excluded from both the numerator and denominator when calculating the average gross income. The capital charge for operational risk is enumerated by applying the following formula: $K = [(GI\,1 + GI2 + GI3)\,\alpha]/n$ **Where:** K = the capital charge under the Basic Indicator Approach GI = only positive annual gross income over the previous three years (i.e., negative or zero gross income if any shall be excluded) α = 15 percent n = number of the previous three years for which gross income is positive. Besides, **Gross Income (GI)** is calculated as **"Net Interest Income"** plus **"Net non-Interest Income"**. The GI is also the net result of : i) Gross of any provisions; ii) Gross of operating expenses, including fees paid to outsourcing service providers; iii) Excluding realized profits/losses from the sale of securities held to maturity in the banking book; iv) Excluding extraordinary or irregular items; v) Excluding income derived from insurance.
Quantitative Disclosures		
b)	The capital requirement for operational risk	**In million Taka** **Particulars** | **Amount** Capital requirement for Operational Risk | 2,280.4 **Total Capital Requirement for Operational Risk** | **2,280.4**

Liquidity Ratio

In line with the provisions of liquidity risk management under Basel III, Bangladesh Bank on the basis of the relevant guideline of Bank for International Settlements (BIS) has identified the (i) Liquidity Coverage Ratio (LCR); (ii) Net Stable Funding Ratio (NSFR); and (iii) Leverage ratio under the purview of 'Liquidity' ratio vide BRPD Circular No. 18 dated 21 December 2014 and DOS Circular No. 1 dated 1 January 2015.

Qualitative Disclosures		
a)	i) Views of Board of Directors (BOD) on system to reduce Liquidity Risk	The Board of Directors reviews the liquidity risk of the Bank on quarterly rest while reviewing the Quarterly Financial Statements, Stress Testing Report etc. Besides, the EC of the Board also reviews the liquidity position while reviewing the management information system (MIS) report on monthly basis. Upon reviewing the overall liquidity position along with the outlook of DBBL funding need, investment opportunity, market/industry trend, the Board takes its strategic decision regarding deposits, funding, investments, loans as well as interest rates polices etc. The Board of DBBL always strives to maintain adequate liquidity to meet up Bank's overall funding need for the huge retail depositors, borrowers' requirements as well as maintain regulatory requirements comfortably.
	ii) Methods used to measure Liquidity Risk	The maintenance of Cash Reserve Requirement (CRR) and Statutory Liquidity Ratio (SLR) are considered as the fundamental methods/tools to measure the liquidity position/risk of DBBL. However, under Basel III, the following methods and tools are mandated for measuring the liquidity risk. **a) Liquidity Coverage Ratio (LCR):** Liquidity Coverage Ratio ensures to maintain an adequate level of stock of high quality liquid assets that can be converted into cash to meet its liquidity needs (i.e. total net cash outflows) over the next 30 calendar days. **b) Net Stable Funding Ratio (NSFR):** Net Stable Funding Ratio aims to limit over-reliance on short-term wholesale funding during times of abundant market liquidity and encourage better assessment of liquidity risk across all on- and off-balance sheet items. The minimum acceptable value of this ratio is 100 percent, indicating that, available stable funding (ASF) should be at least equal to required stable funding (RSF). ASF consists of various kinds of liabilities and capital with percentage weights attached given their perceived stability. RSF consists of assets and off-balance sheet items, also with percentage weights attached given the degree to which they are illiquid or "long-term" and therefore requires stable funding. In addition to the above, the following measures have been put in place to monitor the liquidity risk management position of the Bank on a continued manner: a) Asset-Liability Maturity Analysis (Liquidity profile); b) Whole sale borrowing capacity; c) Maximum Cumulative Outflow (MCO); Besides the above, the following tools are also used for measuring liquidity risk: a) Stress Testing (Liquidity Stress); b) Net open position limit - to monitor the FX funding liquidity risk;

Liquidity Ratio (Continued)

	iii) Liquidity risk management system	In DBBL, at the management level, the liquidity risk is primarily managed by the Treasury Division (Front Office) under oversight of ALCO which is headed by the Managing Director & CEO along with other senior management. Treasury Division (Front Office) upon reviewing the overall funding requirements on daily basis sets their strategy to maintain a comfortable/adequate liquidity position taking into consideration of Bank's approved credit deposit ratio, liquid assets to total assets ratio, asset-liability maturity profile, Bank's earning/profitability as well as overall market behavior and sentiment etc. Apart from the above, Risk Management Division also monitors & measures the liquidity risk in line with the Basel III liquidity measurement tools, namely, LCR, NSFR, Leverage Ratio. RMD addresses the key issues and strategies to maintain the Basel III liquidity ratios to the respective division (s) on regular interval.
	iv) Policies and processes for mitigating Liquidity Risk	The Asset-Liability (ALCO) policy leads the process & procedures for mitigation of liquidity risk of DBBL. ALCO works under specific Terms of References (functions) approved by the Board. Treasury Division (Front Office) and ALM desk under regular supervision of Top Management reviews the overall liquidity position of DBBL and takes appropriate strategy, process in line with the industry position for managing liquidity risk of the Bank.
Quantitative Disclosures		
b)	i) Liquidity Coverage Ratio (LCR)	The Liquidity Coverage Ratio (LCR) under Liquidity Ratios of Basel III of Dutch-Bangla Bank Limited as of 31 December 2016 was as under: $\text{Liquitity Coverage Ratio (LCR)} = \frac{\textit{Stock of High quality liquid assets}}{\textit{Net cash outflows over the next 30 calendar}}$

Particulars	Ratio (%)	
	BB Requirement	DBBL's Position
Liquidity Coverage Ratio (LCR)	≥ 100%	129.9%

	ii) Net Stable Funding Ratio (NSFR)	The Net Stable Funding Ratio (NSFR) under Liquidity Ratios of Basel III of Dutch-Bangla Bank Limited as of 31 December 2016 was as under: $\text{Net Stable Funding Ratio (NSFR)} = \frac{\textit{Available amount of stable funding (ASF)}}{\textit{Required amount of stable funding (RSF)}}$

Particulars	Ratio (%)	
	BB Requirement	DBBL's Position
Net Stable Funding Ratio (NSFR)	> 100%	117.2%

Liquidity Ratio (Continued)

iii) Stock of High Quality Liquid Assets (SHQLA)

As stipulated by BB vide DOS Circular Letter No. 1 dated 1 January 2015, the Stock of High Quality Liquid Assets (SHQLA) of Dutch-Bangla Bank Limited as of 31 December 2016 was as under:

In million Taka

Particulars	Amount
Cash in hand	11,052.0
Balance with BB	17,731.5
Un-encumbered approved securities	31,285.7
Total Stock of High Quality Liquid Assets (SHQLA)	**60,069.2**

iv) Total net cash outflows over the next 30 calendar days

As stipulated by BB vide DOS Circular Letter No. 1 dated 1 January 2015, total net cash outflows over the next 30 calendar days of Dutch-Bangla Bank Limited based on the position as of 31 December 2016 was as under:

In million Taka

Particulars	Amount
Total weighted cash outflows over next 30 calendar days **[A]**	53,624.3
Total weighted cash inflows over next 30 calendar days **[B]**	7,380.3
Total net cash outflows over the next 30 calendars days [A-B]	**46,244.0**

v) Available amount of stable funding

As stipulated by BB vide DOS Circular Letter No. 1 dated 1 January 2015, the available amount of stable funding (ASF) of Dutch-Bangla Bank Limited as of 31 December 2016 was as under:

In Million Taka

Particulars	Outstanding Amount	Weighted Amount
Available amount of Stable Funding (ASF)	233,241.0	202,620.0
Total	**233,241.0**	**202,620.0**

vi) Required amount of stable funding

As stipulated by BB vide DOS Circular Letter No. 1 dated 1 January 2015, the required amount of stable funding (RSF) of Dutch-Bangla Bank Limited as of 31 December 2016 was as under:

In Million Taka

Particulars	Outstanding Amount	Weighted Amount
Required amount of Stable Funding (RSF)	325,096.9	172,854.2
Total	**325,096.9**	**172,854.2**

Leverage Ratio

Qualitative Disclosures		
a)	i) Views of BOD on system to reduce excessive leverage	The Board of Directors of DBBL primarily views on the growth of On and Off balance sheet exposures commensurate with its expected capital growth so that the excessive leverage is reduced. Within the On-balance components, again, the Board emphasises on the growth of the prime component i.e. the loans and advances and maintaining good asset quality so as to maximize the revenue as well as the capacity to generate capital internally (in the form of retained earnings) to trade-off the excessive leverage supposed to be caused by asset growth. At the outset of asset growth, the Board also views the growth of its sources of fund i.e. deposit growth taking into consideration of projected business growth so that the credit-deposit ratio is maintained at a sustainable basis as well as to reduce the mismatches of asset-liability gap within the tolerable limit to manage the liquidity risk.
	ii) Policies and processes for managing excessive on and off-balance sheet leverage	First and foremost, Bank's policy is to maintain the Leverage Ratio (Tier 1 capital as proportion to total adjusted On and Off balance sheet asset) well above the regulatory requirement. To this end, the striking components of balance sheet, namely, the deposits & borrowing, loans & advances, other liquid assets (treasury bills, bonds, fund placements) are analyzed on monthly basis. Measures are taken to contain the growth of overall size of balance sheet (On and Off balance sheet exposures aggregately) considering short term outlook of the industry indicators as well as possible growth of equity (Tier 1 capital) of the Bank on quarterly rest. With regard to managing the excessive leverage, the regulatory stance through the monetary policy initiatives i.e. the scope of expected business potential (growth), estimated money supply, inflation, resulting the estimated overall liquidity of the industry as well as the Bank in particular is also considered.
	iii) Approach for calculating exposure/Leverage	The exposures of balance sheet representing the overall position of the Bank as of the reporting date are calculated and presented in terms of applicable relevant accounting standards, i.e., IASs (BASs), IFRSs (BFRSs), etc. The accounting values of assets and liabilities are also presented and measured at gross. Netting of assets and liabilities are also made where permitted in compliance with the respective accounting standards and the regulatory instruction. For calculating "leverage", DBBL follows the 'Leverage Ratio' approach/ method as suggested by Bangladesh Bank.
Quantitative Disclosures		
b)	i) Leverage Ratio	Leverage Ratio (LR) under Basel III of Dutch-Bangla Bank Limited as of 31 December 2016 was as under: $\text{Leverage Ratio (LR)} = \frac{\textit{Tier 1 Capital (after related adjustment)}}{\textit{Total Exposure (after related deductions)}}$

Particulars	Ratio (%)	
	BB Requirement	DBBL's Position
Leverage Ratio (LR)	> 3%	5.2%

Leverage Ratio (Continued)

ii) On balance sheet exposure

Total On-balance Sheet exposure for calculating Leverage Ratio under Basel III of Dutch-Bangla Bank Limited as of 31 December 2016 was as under:

In million Taka

Particulars	Amount
Total On Balance Sheet Assets **[A]**	276,844.4
Less: Total Specific Provision **[B]**	4,769.6
Total Adjusted On Balance Sheet exposure [A-B]	**272,074.8**

iii) Off balance sheet exposure

Total Off-balance Sheet exposure for calculating Leverage Ratio under Basel III of Dutch-Bangla Bank Limited as of 31 December 2016 was as under:

In million Taka

Exposures Types	Notional Amount	Credit Conversion Factor (CCF)	Weighted Amount
1	*2*	*3*	*4=2 x 3*
Direct credit substitutes	3,051.8	100%	3,051.8
Performance related contingencies	11,844.2	50%	5,922.1
Short-term self-liquidating trade letters of credit	14,799.0	20%	2,959.8
Other commitments that can be unconditionally cancelled by any time	23,383.7	10%	2,338.4
Total	**53,078.7**		**14,272.1**

iv) Total exposure

Total Exposures for calculating Leverage Ratio under Basel III of Dutch-Bangla Bank Limited as of 31 December 2016 was as under:

In million Taka

Particulars	Amount
Total On Balance Sheet Exposures **[A]**	272,074.8
Total Off-Balance Sheet Exposures **[B]**	14,272.1
Less: Total Deduction / Regulatory adjustments **[C]**	1,812.4
Total Adjusted exposure [A+B-C]	**284,534.5**

Remuneration

Qualitative Disclosures		
a)	Information relating to the bodies that oversee remuneration.	
	i) Name of the bodies that oversee remuneration	At the management level, primarily the Human Resources Division oversees the 'remuneration' in line with its HR management strategy/policy under direct supervision and guidance of Management Committee (MANCOM) of the Bank.
	ii) Composition of the main body overseeing remuneration	The MANCOM is headed and chaired by the Managing Director & CEO of the Bank; along with other members of top executive management (Deputy Managing Directors) and the Heads of different functional divisions of Head Office. Head of Human Resources Division acts as the Member Secretary of the MANCOM of DBBL.
	iii) Mandate of the main body overseeing remuneration	The mandate of the Management Committee (MANCOM) as the main body for overseeing the Bank's remuneration is to review the position of remuneration and associated matters and recommend to the Board of Directors for approval of its restructuring, rearrangement and modification commensurate with the industry best practices as per requirement.
	iv) External consultants whose advice has been sought, the body by which they were commissioned, and in what areas of the remuneration process.	The Bank has no External Consultant permanently regarding 'remuneration' and its process. However, experts' opinion may have been sought in case to case basis regarding income tax matter, lawyers' opinion for settlement of employees' dues in case of death, penalty etc. if required, by the management.
	v) A description of the scope of the bank's remuneration policy (eg by regions, business lines), including the extent to which it is applicable to foreign subsidiaries and branches.	The Bank does not differentiate the 'Pay Structure' and 'employee benefits' by regions. However, variation in remuneration is in practice based on nature of job/business line/activity primarily bifurcated for the employees who are directly recruited by the Bank and the headcounts/employees explored through outsourcing service providers as per rule. As of 31 December 2016, the Bank had no foreign subsidiaries and branches outside Bangladesh.
	vi) A description of the types of employees considered as material risk takers and as senior managers, including the number of employees in each group.	We consider the members of the senior management, branch managers and the employees engaged in different functional divisions at Head Office (except the employees involved in internal control, risk management and compliance) as the material risk takers of DBBL.

Remuneration (Continued)

b)	Information relating to the design and structure of remuneration processes.	
	i) An overview of the key features and objectives of remuneration policy.	Remuneration and other associated matters are guided by the Bank's Service Rule as well as instruction, guidance from the Board from time to time in line with the industry practice with the objectives of retention/hiring of experienced, talented workforce focusing on sustainable growth of the Bank.
	ii) Whether the remuneration committee reviewed the bank's remuneration policy during the past year, and if so, an overview of any changes that were made.	Human Resources Division under guidance of MANCOM, the Board and senior management reviews the issues of remuneration & its associated matters from time to time.
	iii) A discussion of how the bank ensures that risk and compliance employees are remunerated independently of the businesses they oversee.	The risk and compliance employees are carrying out the activities independently as per specific terms of references, job allocated to them. Regarding remuneration of the risk and compliance employees, Human Resources Division does not make any difference with other mainstream/ regular employees and sets the remuneration as per the prevailing rule of the Bank primarily governed by the employees' service rule of the Bank.
c)	Description of the ways in which current and future risks are taken into account in the remuneration processes.	
	i) An overview of the key risks that the bank takes into account when implementing remuneration measures.	The business risk including credit/default risk, compliance & reputational risk are mostly considered when implementing the remuneration measures for each employee/group of employee. Financial and liquidity risk are also considered.
	ii) An overview of the nature and type of the key measures used to take account of these risks, including risks difficult to measure.	Different set of measures are in practice based on the nature & type of business lines/segments etc. These measures are primarily focused on the business target/goals set for each area of operation, branch vis-à-vis the actual results achieved as of the reporting date. The most vital tools & indicators used for measuring the risks are the asset quality (NPL ratio), Net Interest Margin (NIM), provision coverage ratio, credit-deposit ratio, cost-income ratio, growth of net profit, as well the non-financial indicators, namely, the compliance status with the regulatory norms, instructions has been brought to all concerned of the Bank from time to time.
	iii) A discussion of the ways in which these measures affect remuneration.	While evaluating the performance of each employee annually, all the financial and non-financial indicators as per pre-determined set criteria are considered; and accordingly the result of the performance varies from one to another and thus affect the remuneration as well.
	iv) A discussion of how the nature and type of these measures has changed over the past year and reasons for the change, as well as the impact of changes on remuneration.	No material change has been made during the year 2016 that could the affect the remuneration.

Remuneration (Continued)

d)	Description of the ways in which the bank seeks to link performance during a performance measurement period with levels of remuneration.	
	i) An overview of main performance metrics for bank, top-level business lines and individuals.	The Board sets the Key Performance Indicators (KPIs) while approving the business target/budget for each year for the Bank and business lines/segments. The management sets the appropriate tools, techniques and strategic planning (with due concurrence/approval of the Board) towards achieving those targets. The most common KPIs are the achievement of loan, deposit and profit target with the threshold of NPL ratio, cost-income ratio, cost of fund, yield on loans, provision coverage ratio, capital to risk weighted asset ratio (CRAR), ROE, ROA, liquidity position (maintenance of CRR and SLR) etc.
	ii) A discussion of how amounts of individual remuneration are linked to bank-wide and individual performance.	The remuneration of each employee is paid based on her/ his individual performance evaluated as per set criteria. And, accordingly, the aggregate amount of remuneration of the Bank as a whole is linked/ impacted to the same extent.
	iii) A discussion of the measures the bank will in general implement to adjust remuneration in the event that performance metrics are weak. This should include the bank's criteria for determining "weak" performance metrics.	The Bank follows remuneration process as per set criteria with no in general adjustment in the event of weak performance metrics/scorecard.
e)	Description of the ways in which the bank seek to adjust remuneration to take account of longer-term performance.	
	i) A discussion of the bank's policy on deferral and vesting of variable remuneration and, if the fraction of variable remuneration that is deferred differs across employees or groups of employees, a description of the factors that determine the fraction and their relative importance.	The Bank pays variable remuneration i.e. annual increment based on the yearly performance rating on cash basis with the monthly pay. While the value of longer term variable part of remuneration i.e. the amount of provident fund, gratuity fund are made provision on aggregate/individual employee basis; actual payment is made upon retirement, resignation etc. as the case may be, as per rule.
	ii) A discussion of the bank's policy and criteria for adjusting deferred remuneration before vesting and (if permitted by national law) after vesting through claw back arrangements.	Not Applicable
f)	Description of the different forms of variable remuneration that the bank utilises and the rationale for using these different forms.	
	i) An overview of the forms of variable remuneration offered (i.e. cash, shares and share-linked instruments and other forms. A description of the elements corresponding to other forms of variable remuneration (if any) should be provided.	The Bank pays variable remuneration on cash basis (i.e. direct credit to the employee Bank account and/or Payment Order/ Cheque), as the case may be, as per rule/practice.
	ii) A discussion of the use of the different forms of variable remuneration and, if the mix of different forms of variable remuneration differs across employees or groups of employees), a description the factors that determine the mix and their relative importance.	The following variable remuneration has been offered by DBBL to its employees: **Annual Increment** Bank provides annual increments based on performance to the employees with the view of medium to long term strategy and adherence to Dutch-Bangla Bank values.

Remuneration (Continued)

Quantitative Disclosures

g)	Number of meetings held by the main body overseeing remuneration during the financial year and remuneration paid to its member.	There were 11 (Eleven) meetings of the Management Committee (MANCOM) held during the year 2016. All the members of MANCOM are from the core banking area/operation of the Bank. No additional remuneration was paid to the members of the Management Committee for attending the meeting except their regular remuneration.
h)	i) Number of employees having received a variable remuneration award during the financial year.	The following Number of Employees were received a variable remuneration during the year 2016:
	ii) Number and total amount of guaranteed bonuses awarded during the financial year.	The following number and total amount of Guaranteed bonuses awarded during the year 2016:
	iii) Number and total amount of sign-on awards made during the financial year.	There was no sign-on awards made in 2016.
	iv) Number and total amount of severance payments made during the financial year.	There was no severance payment made during the year 2016.
i)	i) Total amount of outstanding deferred remuneration, split into cash, shares and share-linked instruments and other forms.	-
	ii) Total amount of deferred remuneration paid out in the financial year.	Total amount of deferred remuneration paid in cash during the year 2016 was Taka 163.4 million
j)	Breakdown of amount of remuneration awards for the financial year to show:	i) Fixed and variable remuneration paid in 2016 are as follows:

Particulars	Number
Number of employees having received a variable remuneration award during the year 2016	4,711

Particulars	Number of employees (In Unit)	Total amount of guaranteed bonuses (In Million Taka)
Guaranteed bonuses awarded during the year 2016	6,127	230.2

In Million Taka

Particulars	Amount
Fixed pay	3,059.02
Variable pay	116.52
Total fixed and variable pay	**3,175.54**

Remuneration (Continued)

ii) Deferred and non-deferred (paid during the year).

In Million Taka

Particulars	Amount
Deferred	163.4
Non-deferred	-

iii) Different forms used (cash, shares and share linked instruments, other forms).

- Remuneration is paid on cash basis (i.e. direct credit to the employee Bank account and/or Payment Order/Cheque), as the case may be, as per rule/practice.

k) Quantitative information about employees' exposure to implicit (e.g. fluctuations in the value of shares or performance units) and explicit adjustments (e.g. claw backs or similar reversals or downward revaluations of awards) of deferred remuneration and retained remuneration:

i) Total amount of outstanding deferred remuneration and retained remuneration exposed to ex post explicit and/or implicit adjustments.	Not Applicable
ii) Total amount of reductions during the financial year due to ex post explicit adjustments.	Not Applicable
iii) Total amount of reductions during the financial year due to ex post implicit adjustments.	Not Applicable



Any time
Anywhere

banking automation

STOCK


AMAR STOCK

BANKING AUTOMATION AT DUTCH-BANGLA BANK

Dutch-Bangla Bank is now a Bank of 15 million happy customers. It has reached this milestone recently with relentless support of people from across the whole country. This proves that DBBL wins the heart of mass people and become their Bank. This has been possible due to a strong & robust IT infrastructure working as the backbone of all services. No wonder, DBBL has invested more than 1,000 crore taka in building this infrastructure which is the highest amongst the Banking industry.

DBBL is running in its 21st year of operation with a countrywide branch network of 165 branches with more than 15 million customers who are using Bank's various services like core banking, mobile banking (Rocket), agent banking etc. Since the start of its operation, Dutch-Bangla Bank Limited has been continuously striving towards bringing world-class technology driven banking services, conveniences and satisfaction to its customers setting a milestone in the banking sector of the country. In many areas of banking service DBBL has been the leader & shown path to others. It has setup country's largest ATM network comprising of more than 4,300 ATMs at the end of 2016. DBBL has introduced Fast Tracks for the first time in the country to ensure better and wider range of services to its valued customers. DBBL has also launched the first ever e-payment gateway of the country which has started bringing a change in the online purchase and other services gradually. All these have been possible with the help of a well-trained, highly professional work force and a strong IT infrastructure. To run all the services smoothly DBBL has invested a substantial amount in developing its IT backbone.

New initiatives in 2016

- **Online Sanction Screening to combat Anti-Money Laundering (AML) & Combating Terrorist Financing (CTF)**

Dutch-Bangla Bank Limited has always been a compliant Bank. To comply with the AML & CTF laws, the Bank has adopted an online sanction screening application "Accuity Compliance Link".

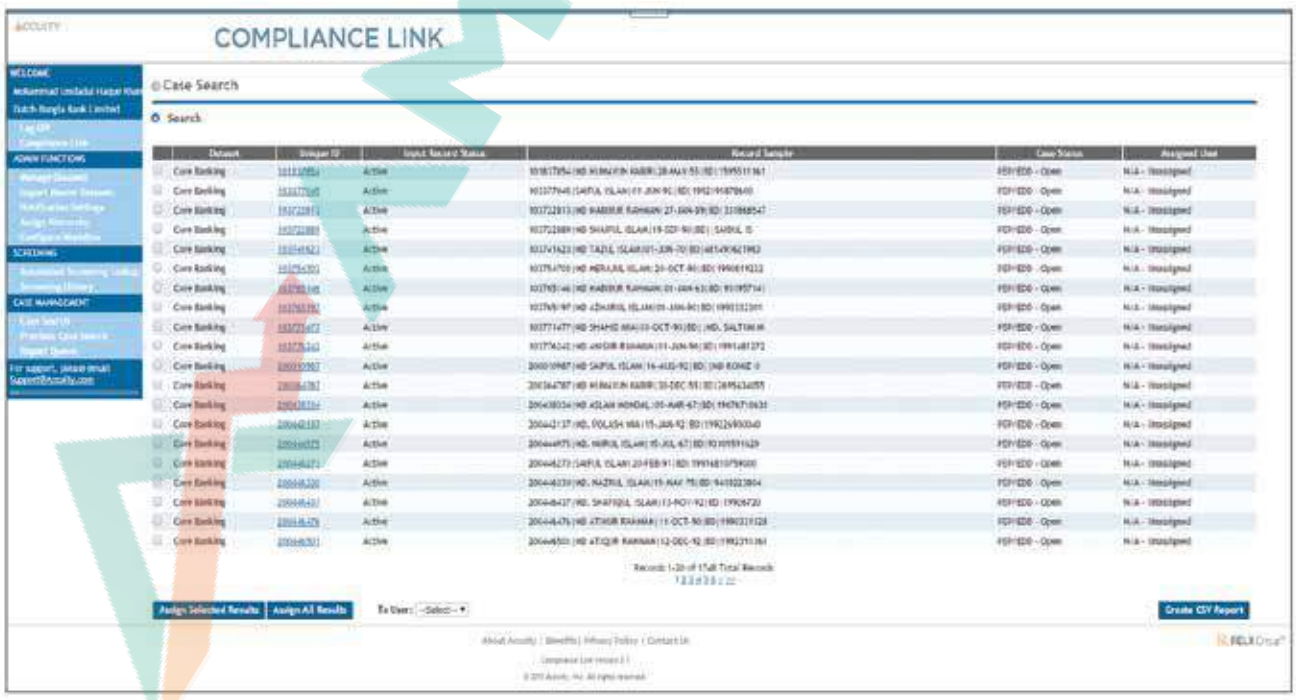

View of compliance link

With this, the new customers & existing customers of the Bank are screened against the sanction lists time to time updated by various national & international organizations UN (United Nations), UN SC (United nations Security Council), OFAC (Organization of Foreign Assets Control, USA), Bank of England, Her Majesty's list etc. The application also screens against PEPs (Politically Exposed Persons) data. Thus the Bank has become more compliant and transactions are safer in this Bank.

- **Queue Management System in branches**

  The Bank has implemented Queue Management System (QMS) in all its branches to diverse queuing problems faced in branches. The QMS is capable of categorizing the services/ customers and manage it accordingly by using token dispenser, Queue Pro Software and display units. The management of DBBL can monitor the queue of the branches from central point of DBBL.

  Using statistical analysis the QMS has made it easier for customers to direct themselves to the available counters. It has optimized productivity of branch officials by being able to identify the customer's needs as soon as they walk into the branch using the Queue Management System. The QMS has a centralized MIS system that can provide important statistical details about the waiting time of customers, processing time for transactions/services, number of customers in a period, processing time taken by particular counter and other efficiency reports.

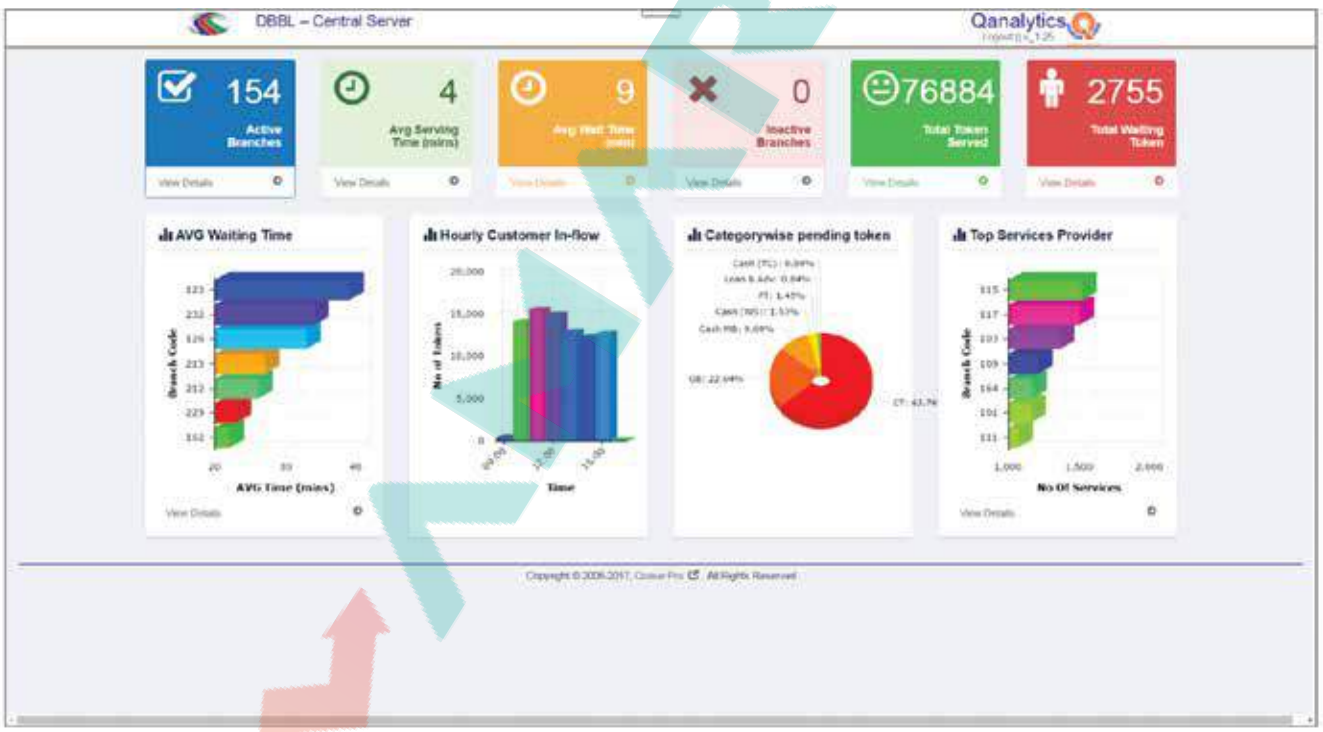

Dashboard of Queue management system



Waiting view of valued customers at a Branch



Core Banking Software

DBBL is the first Bank in the country to introduce truly online Banking services with all delivery channels. The truly online core banking software, Flexcube has been running since 2004. Meantime, the number of customers, accounts, ATMs, Point of Sales (POS) terminals, cards etc has increased enormously. To ensure better customer service the Bank has upgraded its core banking software from its earlier version to Flexcube Universal Banking Solution (UBS) in 2012. After that the Bank has gone through some major customization based on business needs. With these upgradations, it has been possible to provide round the clock customer service. It has the following key features:

- **Any Branch Banking:** All the 165 branches are connected online with the centralized server located at the data center. After introducing the real-time online core banking software, all the new branches are opened with the online connectivity from day 1.
- **Online ATM / POS service:** Like the branches, all ATMs (Automated Teller Machine) & POSs (Point of Sales) are connected to the central server at the data center allowing the valued clients of the bank as well card holders of other banks to meet their financial needs. DBBL started its ATM/ POS service back in 2004 and became the leader soon. All transactions are free of cost in ATM and POS terminals for DBBL customers.
- **Internet banking service:** This allows a customer to access his/ her account from home or office by virtue of internet connectivity. The customer is able to open and close Term Deposit, perform fund transfer, pay utility bills etc. The Bank has been one of the pioneers in introducing Internet Banking in the country back in 2004.

  Recently, the Bank has taken steps to allow interbank Funds Transfers using Internet Banking. This allows the customers to initiate Interbank BEFTN or RTGS transactions without going even to his branch.
- **SMS and Alert banking service:** Considering the availability of mobile phones in almost everybody's hand, the bank has introduced SMS and Alert banking for the convenience of the customer. At this moment more than 4.2 million customers are configured to receive transaction alerts whenever any debit or credit transaction is made to his account. DBBL customers are also receiving month-end account balance through SMS at the end of each month.
- **E-Commerce Payment Gateway (Nexus Payment Gateway) :** DBBL is the first bank in Bangladesh to have the e-payment gateway. This gives a person the liberty to purchase online, pay utility bills etc. Most importantly, the person doesn't necessarily has to be an account holder/ card holder of DBBL.

DBBL has been a trend setter in the country in the field of technology based banking. It is one of the pioneers in Bangladesh to introduce so many innovations for its valued clients. All of its 165 branches across the country are connected on-line making it very easy and convenient to the valued customers. They no longer require going to their home branches for banking, rather bank has introduced many delivery channels at the proximity of its customers.

Switching Software

A remarkable percentage of transactions of DBBL are performed using the most popular delivery channel ATM. As such, it is equally important to have strong switching software to handle different types of transactions as well as high volume of transactions. Considering this, the bank has upgraded its switching software in 2012. The upgraded software has ensured better and quick response to the requested transactions; also it is capable of handling EMV transactions.

All the ATMs and POS terminals are EMV-compliant. The EMV security policy has been introduced by Europay, MasterCard and VISA jointly to protect capturing card data and duplication of a card. We are again the first Bank in Bangladesh to ensure such security to our valued customers. DBBL has also introduced EMV compliant chip based Mastercard cards and VISA Cards for the first time

in Bangladesh which is the most secure card in the world. The ATM / POS network of the DBBL accepts the following cards:

- EMV compliant chip cards of all the banks in the world;
- Non-EMV Visa & MasterCard cards of all the banks in the world;
- Unionpay & Dinners club
- DBBL's proprietary cards (Nexus).

DBBL has put its level of innovation and standard of customer support to a new height by setting another milestone in the history of banking sector by adding two units of Mobile ATM booths to its existing ATM network. DBBL has become the first bank in the country to provide such unique service and convenience to the customers. The DBBL Mobile ATM Booth, which is outfitted in a custom-made van, is available anywhere anytime and allow customers to deposit cash / cheque, withdraw cash, inquire account balance, print mini statement, pay utility bills and to access all other services offered by a standard ATM.

Technology Refresh (Data Center and DR Site expansion)

With the introduction of Mobile Banking System and Agent Banking System along with our Core Banking System, DBBL has a customer base of around 15 million. Customers and transactions are also increasing rapidly in all the 03 major systems. So to keep these huge customers and transactions Bank has already upgraded its existing Data Center and Disaster Recovery (DR) Site with new Enterprise level Server, Storage and network equipment as a part of the Technology refresh project.



Partial view of extended data center

Ongoing Projects

Several important projects are ongoing under IT Development Division. A brief list of the major ongoing projects is given as under:

a) Document Management System

b) Establishment of near Data Center

c) HCE Solution for in-store, in-app and online payment

d) Nexus pay for contactless payment options

- **Document Management System**

  Bank has already taken initiative to implement paperless banking for the first time in financial sector in Bangladesh. In that perspective we have already purchased world renowned document management system to automate all its paper based business processes as well as administrative processes to further improve the customer service. We have already started the development to automate the process.

- **Near Data Center Set-up**

  A massive project for building a state of the art new Near Data Center (Near DC) has been taken to implement. The Near DC will be connected to the DC in a sync mode with zero RPO. Both the DC and the Near DC will run alternatively on monthly basis. This will improve the system down time occurs in the DC due to unavoidable circumstances like failure in cooling system, power system (ATS, Generator, UPS, MDB) or at any DC non-redundant component. Civil works of the proposed building is almost completed and this dream project is expected to go live in 2017. We are planning to have a tier 4 data center.

- **HCE Solution for in-store, in-app and online payment**

  Host Card Emulation (HCE) technology is the latest introduction in the payment industry. The solution is getting popularity in the developed countries due to its advanced security and fast transaction features. As a technologically advanced bank, we have taken initiative to introduce contactless and token based payment 1st time in Bangladesh by using NFC enabled smart phone and POS. Customers can download their debit and credit card information to Smartphone and using token, they can perform transactions without exposing actual card information in-store, in-app and online. We are hopeful to bring this system to go live within the year 2017.

  Tokenization

  With its state-of-art card technology DBBL is going to introduce Tokenization facility to its cardholders, a new security feature that replaces sensitive account information, such as the 16-digit account number, with a unique digital identifier called a token. The token allows payments to be processed without exposing actual account details that could potentially be compromised. It is a safe way to shop online and with mobile devices.

  Here, a consumer enrolls his/her card with a digital payment service provider (such as an online retailer or mobile wallet) by providing card number, security code, and other account information. Instead of sending these sensitive payment data the service provider sends a token for transaction processing. A payment token can be limited to a specific mobile device, e-commerce merchant, or number of purchase transactions before expiring.

- **DBBL Nexus-Pay**

  Dutch-Bangla Bank is going to launch an innovative payment system namely ''Nexus-Pay'' which will enhance bank's payment system by introducing contactless payment technology 1st time in Bangladesh. Nexus-pay is using latest technology like HCE (host card emulation), tokenization, NFC (near field communication), QR code, Mobile apps and POS application. This solution is getting popularity in the developed countries due to its advanced security and faster transaction features. The Nexus-Pay will facilitate the following services through Debit and Credit Card System, Core Banking

System, Mobile Banking System (Rocket account) and Agent Banking System using mobile apps:

i) Purchase
ii) Utility Bill
iii) Top-up
iv) Fund Transfer
v) Balance enquiry
vi) Transaction History

Dutch-Bangla Bank customer can use any of Dutch-Bangla bank's account or card to perform above transactions from a single platform which will assure their contemporary taste and needs.

Creation of IT Security Division

Dutch-Bangla Bank is growing very fast and different threats are also growing with this which includes but not limited to IT related threats. For protecting the Bank's IT resources and information assets, based on industry's best practices and the Bank's policies and guidance, a separate division is very much needed comparing to the traditional approach of having few persons in the IT team to look after the security. This need was realized by the management and for that the bank created new division named IT Security Division. This new division will work closely with network team, server & storage team, security professionals and application developers to collaborate on secure solutions for the bank.

Mobile Banking

Mass people of the country do not get the banking service. Considering this huge unbanked population, DBBL has launched mobile banking in the country, again to be the first Bank to do so. With this facility any person having a mobile number will be able to treat that like a Bank account.

Alternative Delivery Channel

Significant shift from Cash based society towards paperless society has lifted the life style of general people to the advanced, safe and much smoother level. Now a major portion of the society cannot think without ATM, people are now used to deposit cash at cash deposit machine. Payment by POS terminal is now common scenery. Internet Banking and e-Commerce are getting more and more popular. Instead of paper based complaints and queries, people are now used to contact at Call Center.

Automated teller machine (ATM):

The ever expanding DBBL ATM network is a mystery to other players of the country. The convoy of ATMs is covered with world renowned brands of NCR and Wincor Nixdorf. As of 31st December 2016, Bank has installed 4,331 ATMs. In keeping pace with the demand, the network is getting bigger and bigger.

DIVISION WISE ATM BOOTH COVERAGE

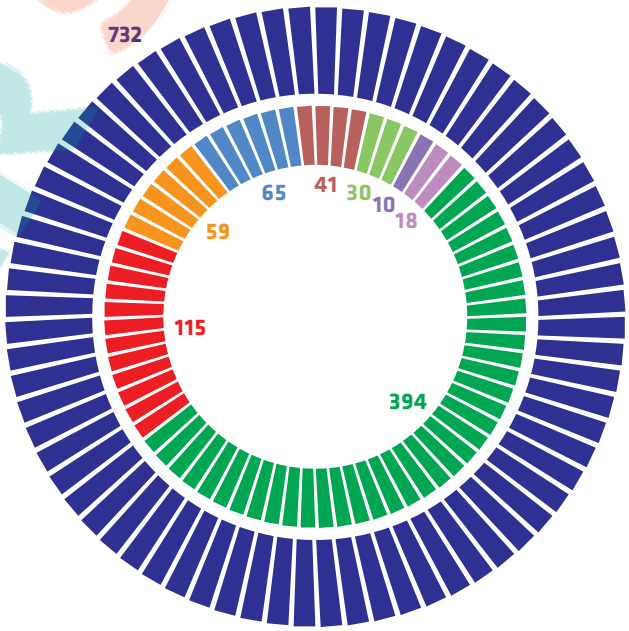

ATM Uptime Statistics

Sl No.	Year	ATM Uptime (%)
01	2015	95.80
02	2016	96.74

Transactional Data at DBBL ATM

Year		2015		2016	
Sl No.	Particular	No. of Txn	Volume of Txn (In Million Tk.)	No. of Txn	Volume of Txn (In Million Tk.)
01	DBBL network	45,708,787	307,544.61	52,121,877	353,471.73
02	Qcash	46,293	324.78	0	0.00
03	MasterCard	161,727	1,697.78	169,134	1,716.00
04	Bangladesh Bank employee	165,863	966.28	201,655	1,333.17
05	Dhaka Bank	45,426	336.50	0	0.00
06	VISA	809,217	6,414.06	833,294	6,913.70
07	Union Pay	3,372	40.93	4,378	55.68
08	NCCBL	39,397	305.83	0	0.00
09	DBBL Rocket account	9,616,076	40,524.57	14,508,854	63,785.93
10	National Payment Switch	2,143,643	14,814.37	2,397,105	18,063.23
11	DBBL Agent Banking	17,907	125.27	500,318	4,301.76
Total		**58,757,708**	**373,094.96**	**70,736,615**	**449,641.19**



An ATM Booth at Bangladesh Bank premises



ATMs at Important Locations

DBBL ATM has presence at many important premises of the country. Some of the important locations are mentioned below:

SL No.	Key Points	Name of the Location
01	Airports	Hazrat Shah Jalal Int'l Airport, Dhaka Domestic Airport, Hazrat Shah Amanat Int'l Airport Chittagong, Adjacent to Jessore Airport. Other airports are under processing.
02	EPZs	Dhaka EPZ, Savar; Dhaka EPZ-Extension, Savar; Adamjee EPZ, Narayanganj, Comilla EPZ, Comilla, Uttara EPZ, Saidpur & Pabna EPZ
03	Railway Stations	Kamalapur Railway Station, Dhaka; Chittagong Railway Stations; Sylhet Railway Station; Rajshahi Railway Station & Khulna Railway Station
04	Universities	Dhaka University; Chittagong University; Rajshahi University; Khulna University; Comilla University; Haji Danesh Science & Technology University, Dinajpur; Jessore Science & Technology University, Jessore; Mawlana Vashani Science & Technology University, Tangail; DUET, Gazipur; Bangladesh Agriculture University, Mymensingh; Shre-e-Bangla Agriculture University, Dhaka; Banga Bandhu Agriculture University, Gazipur
05	Bangladesh Bank	Head Office, Dhaka, BBTA; Branches: Chittagong, Sylhet, Khulna and Bogra
06	Five Start Hotels	Radisson Blue Water Garden, Dhaka, Radisson Bay View, Chittagong, Hotel Sea Palace, Cox's Bazar;
07	Hospitals	Apollo Hospitals, United Hospital, Square Hospital, Lions Eye Hospital, Ahsania Mission Cancer Hospital Dhaka, Sylhet Osmani Medical College, PG Hospital, Mirpur eye Hospital, Delta Hospital Mirpur, Prime Hospital Naogaon, Faridpur Medical College Hospital, Chittagong Maa o Shishu Hospital, Sheikh Fazilatunnessa Mujib Memorial KPJ Specialized Hospital and Nursing College Kashimpur
08	Shopping Center	Bashundhara Shopping Mall, Dhaka; Jamuna Future Park, Dhaka; Dhaka New Market, Shimanto Square, Dhaka and other various shopping malls across the country.

SL No.	Key Points	Name of the Location
09	Bangladesh Air Force	All major Air Force Bases
10	Bangladesh Army	Savar Cantonment; MIST
11	Bangladesh Navy	Shaheed Moazzam Naval Base, Kaptai.
12	Bangladesh Police	Police Head Quarters, Rajarbag Police Line, People Order Management (POM), Mirpur; Tangail Police Line, Moulvi Bazar Police Line; Narsingdi Police Line; Rajshahi Police Line, Bangladesh Police Academy Rajshahi, Madaripur Police Line, Naogaon Police Line, Armed Police Battalion Uttara, Narayanganj Police Line, Rajbari Police Line, Manikganj Police Line
13	Govt. Office	Secretariat, Dhaka

Fast Track (FT)

Fast Track is a service concept developed and implemented by DBBL where a customer can deposit & withdraw money using deposit kiosk & ATM respectively. The target is to deploy Fast Track in each and every Upazila of the country. By the end of 2016, a total of 708 Fast Tracks are live which covers 276 Upazilas and 59 districts of the country.

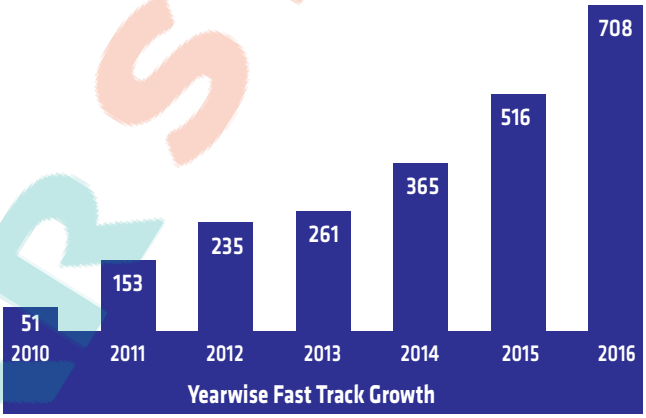

DIVISION WISE FAST TRACK COVERAGE

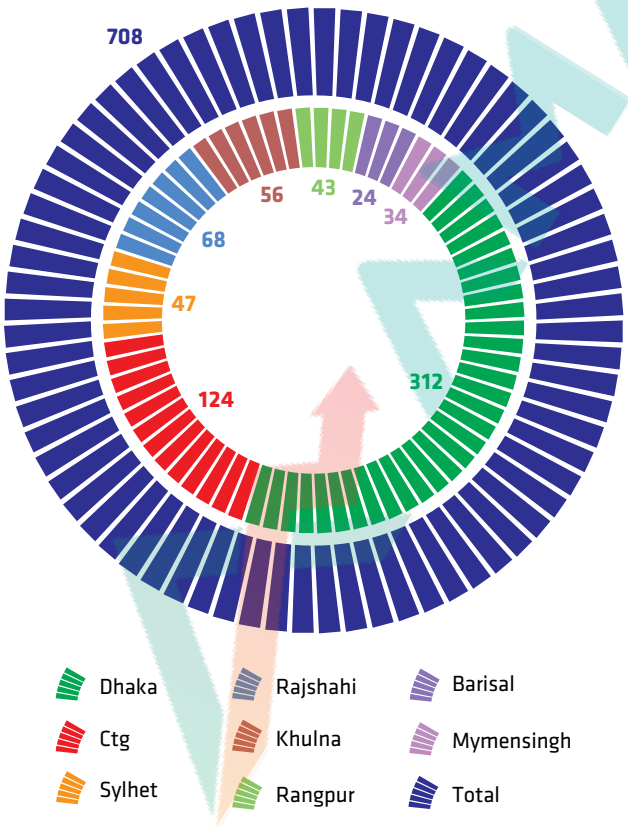

Fast Track banking hour

Two trained officers are posted at each FT who works from 9:00 am to 9:00 pm on each working day, and 9:00 am to 6:00 pm on Fridays and Saturdays. However, all FT remain open for cash withdrawal and utility payment facility through ATM from 6:00 am to 12:30 am daily.





Outside view of a Fast Track

Number of deposit machine deployed

To extend the quality service to the valued customers and to reduce customer pressure at branch level, the Bank has introduced service centers namely: Fast Track (FT) on 20th January, 2010. The main objective is to set up a Fast Track to provide cash deposit facility to DBBL's customer through Cash Deposit Machine (CDM). DBBL established FT at locality to provide door to door electronics services to its customer and also offer cash/cheque/documents collection service at Fast Track. Initially, only general Banking customer of DBBL could deposit cash or cheque at Fast Track through CDM but now ROCKET and Agent banking customers also can enjoy the same facility at FT. At the time of cash/cheque deposit, customer deposits cash inside the provided envelop with the assistance of FT Officer. Before dropping the envelop at CDM, FT officer keeps the record of deposit at register and provide CDM generated receipt paper to customer for his future reference.

CDM & Cash Deposit Statistics at Fast Track

No. of CDM		No. of Envelope Deposited	
2015	2016	2015	2016
427	658	2,340,000	3,120,000

Multiple ATMs increases satisfied customer

Each FT is comprised of multiple ATMs based on size of the premises, importance of the location, potential size of business, demand for banking services and estimated footprints in the FT for electronic banking services. The strategy ensures more satisfied customers as in case of any downtime at least one ATM remains operational.

Demography of DBBL ATM in Bangladesh

	Division	District	Upazilla
Areas Covered	8	59	276
Total	8	64	488



Inside view of a Fast Track

Mobile ATM Van

Since 2010 DBBL is providing ATM service through two units of Mobile ATM Van that run across the country to disburse cash to people where there is no ATM. Specially during the pay days of garments workers these two van remains very busy in providing service to millions of workers at Gazipur and Savar area. Also the Vans roam around sometimes in the city at important junctions. In addition to that mobile ATM vans participate at important fairs across the country and also as and when any corporate institution requests immediately they move. To enhance the customer satisfaction, each van is now accommodated with two units of ATMs instead of one earlier. Also as the response on cash deposit at these vans is insignificant, the CDM is replaced by the second unit of ATM.



Withdrawal of money from Western Union through ATM

This is a unique service of Dutch-Bangla Bank. PIN based foreign remittance beneficiary of Western Union can withdraw his/her remittance through all ATM of DBBL. Customer has to give some information of WU remittance including PIN at specific menu of ATM. After verification of the given remittance information by both DBBL and WU system, the amount credited to the beneficiary's account. Thereafter he can use this amount as per his requirement. This is an easy process of transactions.

Cardless ATM transaction for Rocket customers

The introduction of cardless ATM transaction has further popularized mobile banking venture in the country. Customer can withdraw cash visiting any of the DBBL ATMs without using any Card through menu driven systems of an ATM. The service is very popular and convenient as customer does not need to carry any plastic or any other device, only mobile phone having the Rocket account is the requirement for the service.

ATM Monitoring system

Dutch-Bangla Bank Limited possesses the largest ATM network of the country. Efficiency has become more crucial than ever to the ATM management stream. One of the options for a better and efficient service to the customers is more streamlined ATM management. The key is quick access to information and diagnostic feedback about the state of an ATM.

Considering these, the bank management has introduced a project to implement an efficient, user friendly and of course cost effective solution to monitor the huge ATM network. Not surprising that the bank has selected the ATM monitoring solution from the world's leading provider of advanced solutions for managing the business and operations of ATM and Point-of-Sale (POS) payment-processing infrastructures.

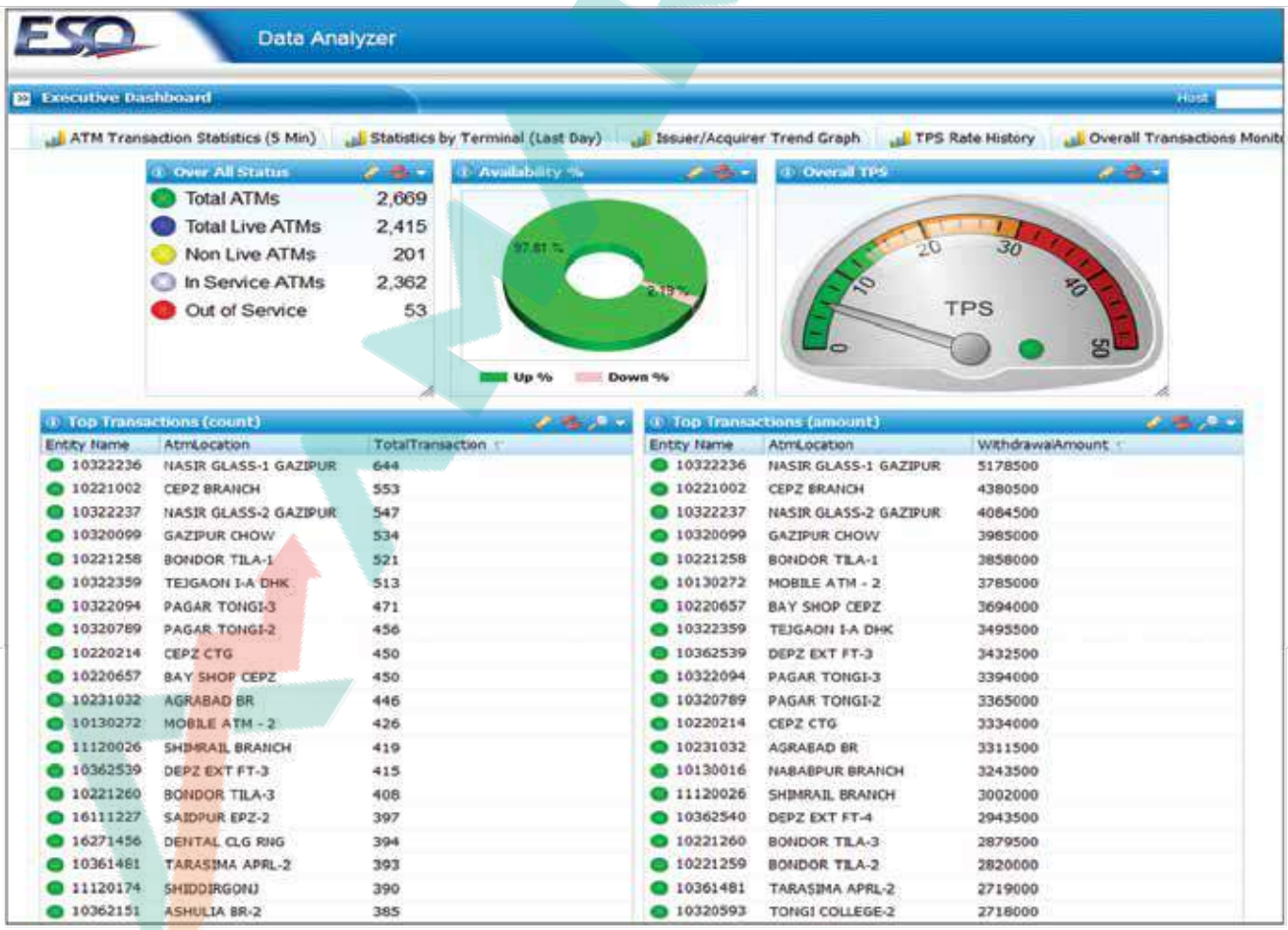

ATM Monitoring Dash Board

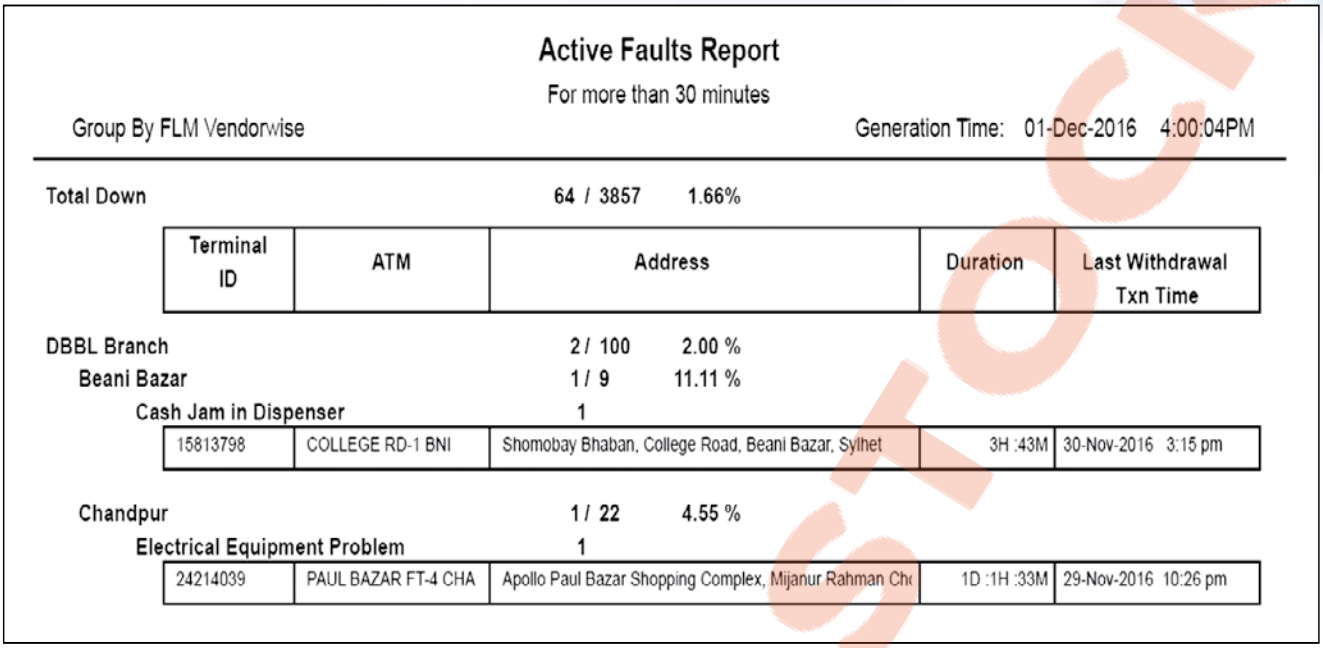

Active Faults Report

For more than 30 minutes

Group By FLM Vendorwise — Generation Time: 01-Dec-2016 4:00:04PM

Total Down 64 / 3857 1.66%

Terminal ID	ATM	Address	Duration	Last Withdrawal Txn Time
DBBL Branch			2 / 100	2.00 %
Beani Bazar			1 / 9	11.11 %
Cash Jam in Dispenser			1	
15813798	COLLEGE RD-1 BNI	Shomobay Bhaban, College Road, Beani Bazar, Sylhet	3H :43M	30-Nov-2016 3:15 pm
Chandpur			1 / 22	4.55 %
Electrical Equipment Problem			1	
24214039	PAUL BAZAR FT-4 CHA	Apollo Paul Bazar Shopping Complex, Mijanur Rahman Ch	1D :1H :33M	29-Nov-2016 10:26 pm

Online Management Report on ATM uptime

POS (Point of Sales)

POS business team acquires new retail outlets and installs Point of Sales (POS) machines in the outlets. DBBL Nexus, VISA, MasterCard, Union Pay, Discover, Diners Club card users can make transaction through EMV readable POS machines. DBBL has the largest POS network in Bangladesh. For last couple of years number of POS and POS transaction is growing consistently.

SMS and Alert banking System

SMS Banking is a common and popular terms in the present context of Bangladesh. SMS Banking serves to enquire about account balance, see on the screen last few transactions, transfer funds, pay utility bills and many more. On the other hand, Alert Banking is now a part and parcel of every individual with mobile phone and a bank account in any form.

A statistics of SMS and Alert Banking is furnished as of 31st December 2016 as under:

Description	No. of Users
SMS Banking	1,392,874
Alert Banking	4,879,853

Alert Banking

This is a bank initiated service. This service is very convenient, useful & easy way to know the activity of a bank account. When an account is debited or credited more than a certain amount, an automatic alert is sent to the account holder's mobile phone informing about the transaction's time & amount. Similar alerts are sent for transaction in credit card account & agent banking account too. Moreover a message is sent to account holders' mobile at the end of each month. The client is automatically registered for this service free of cost at the time of account opening.

SMS Banking

This is another mobile phone based service. However, it is a customer initiated service where a customer can perform few activities simply by just sending an SMS to 3225 (DBBL) using some keywords. As for example, if a customer wants to know the real-time current balance of his account and if the PIN of the customer is 2016, he will type "BAL 2016" in the message option of his mobile & send to 3225. In reply his account's balance will be sent to his mobile immediately. The services available through SMS Banking are (a) Account Balance enquiry (b) Statement enquiry (c) Payment of utility bills (d) PIN Change (e) Fund Transfer

Call Center – 16216





Sitting view of call center

Call Center has been providing quality services to our valuable customers since 2011. Our Call Center short code '16216' has been a well acquaintance number for Bank's customers. It has become a popular service among our valuable customers to meet their day to day banking needs. As a reflection of its increasing acceptability, Call Center has received around 2 million calls in the year 2016. It has a 66.93% call growth in 2016 over the previous year. Various call data of Call Center for the year 2016 is given as under:

Call Type: Year to year comparison of call type is shown in the below pie-charts

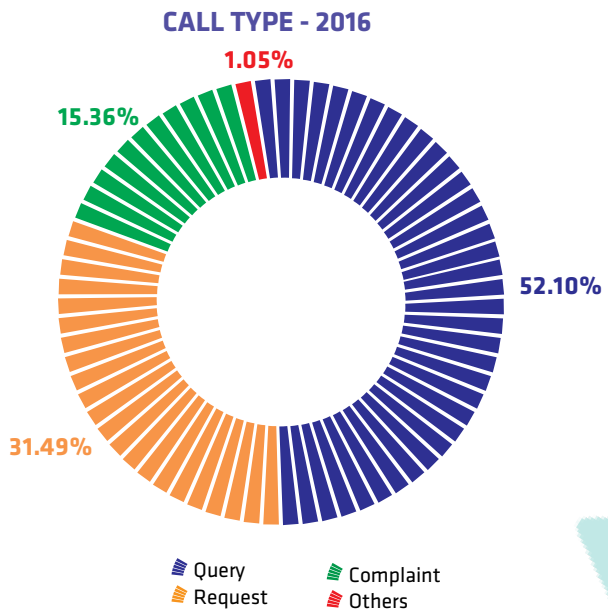

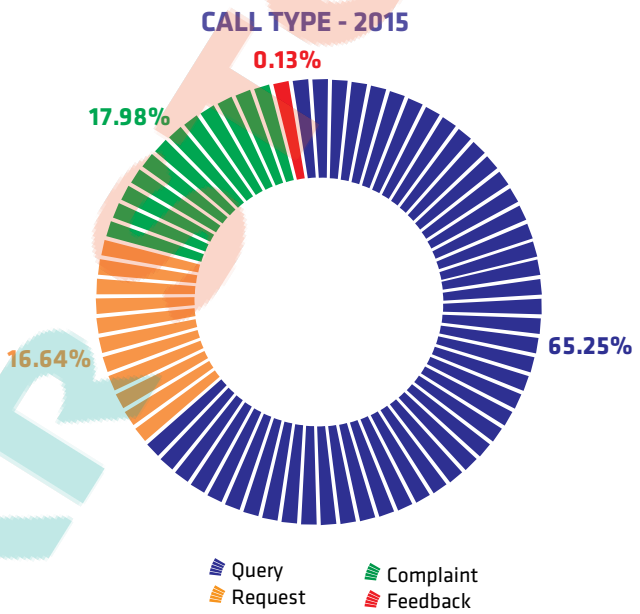

Plastic Money

Plastic cards or plastic money is gaining popularity day by day. It is a means of making payments without cash against services or purchases. Considering the inconvenience of carrying cash, safety etc., plastic cards are being used in more and more sectors.

DBBL is the leading financial institution in providing card services in Bangladesh. DBBL has already expanded its portfolio in all arena of card business. DBBL has adopted new technology as the basis for development of card products. The first Nexus debit card was issued on August 14, 2004. Now Nexus is the most popular card in Bangladesh. With our expansion we have also adopted more secure and reliable technology to protect customers' and the bank's interests and prevent unauthorized and fraudulent transactions.

In Bangladesh, DBBL is the first bank to issue EMV Debit & Credit cards and acquire EMV cards in the POS terminals and ATMs. EMV is the most advanced technology for secure payment which was developed jointly by Europay, MasterCard & Visa and was later adopted by other payments card brands. EMV protects cardholders by preventing copying of card data and ensures a liability shift benefit which protects cardholders in non-EMV terminals. As mentioned earlier, we are not only the first bank but also one of a few banks in the sub-continent to implement EMV for the issuing of both MasterCard/Visa debit and credit cards and for acquisition of all ATMs (NCR, Wincor & Diebold) and POS terminals. Meantime DBBL has also implemented EMV for its all Nexus proprietary cards.

Debit Cards

DBBL's card issuing portfolio is enriched with both debit and credit cards of various card brands. DBBL is the pioneer in issuing debit cards in Bangladesh. The first debit card of the country, the Nexus debit card was issued on August 14, 2004. Since then DBBL has been the market leader with the largest debit card base. DBBL issues EMV compliant multi-application enabled smart cards. The EMV debit card consisted of Dynamic Data Authentication (DDA) chip and Multos operating system. It ensures additional software level security for chips.

EMV based card issuing

DBBL has started issuing EMV Card for the first time in Bangladesh. With this security feature (EMV), all the DBBL cardholders are protected from any kind of frauds at home and abroad.

While an EMV card may look similar to a normal card, the technology on it and supporting it is revolutionary. It uses an onboard computer chip instead of a magnetic stripe and relies on DBBL's data centre for on the spot verification. It features built-in encryption algorithms mandated by Visa and MasterCard which are impossible to duplicate or modify. It was designed and researched by Visa and MasterCard to be the most advanced card and eliminates the security problems of normal cards.If the terminal supports EMV, chip transaction takes place. If the terminal does not support EMV, transaction will be completed using the magnetic stripe of the card. However, customer will be protected for any dispute if the mag-stripe of the card gets compromised and any fraud transaction happen with the counterfeit card. This card can be issued for any MasterCard, Visa, Nexus cards accepting POS terminal or ATM, and can be used for e-commerce transactions as well.

Instant EMV Chip based Debit Cards (Reward cards)

DBBL has introduced chip based Proprietary Nexus Debit card first time in Bangladesh. The most popular card brand of Bangladesh "DBBL Nexus Debit card" is now migrating to Nexus Digital Reward card to cope up the digitization era of Bangladesh. It also comes with the lucrative reward facility to our loyal customers. Customers are no longer required to wait for their debit cards after opening an account with Dutch-Bangla Bank. Customers instantly get their Instant EMV Chip based Debit Cards along with PIN after opening an account in any DBBL branch. Previously customers had to wait at least 07 (seven) days to get their debit cards. Moreover, a customer can get instant replacement of his/her lost or damaged debit cards from his/her nearest branch. This reduces customer hassle and brings additional satisfaction to them.



Agent Banking Debit Card

Agent banking service is targeted to the rural customer who does not have access to formal banking system even through Mobile Banking. A wide range of customers throughout the country is served by providing Agent Banking services with the help of mobile telecommunication devices/e-POS/ computer system using biometric technology. DBBL introduced EMV chip based debit cards for this segment of customers as well.



Agent banking helps the customers to deposit and withdraw funds and other admissible services at banking agents, i.e., retail outlets that turn Deposit to electronic funds and vice versa. With the help of the agent banking service customer can enjoy the convenience of banking service like shopping, ATM withdrawal and e-commerce transactions at anytime from anywhere.

DBBL - Bangladesh Bank Co-Branded EMV Card

The widely accepted proprietary brand NEXUS card has been migrated to most secured form of its kind i.e. EMV chip. Along with this enhanced feature DBBL also introduced a co-branded card with Bangladesh Bank for its staff. Now employees of Bangladesh Bank can use their card with more comfort and security since skimming or copying chip card is not possible. The advanced security features tied up in the card to protect the interest of our valued customer.



ATM card for Central Bank of Bangladesh: Dhaka & Chittagong office



International Debit Cards

DBBL issues international debit cards - either MasterCard or Visa. As per Bangladesh Bank's circular, an international card can be issued against customer foreign currency account like Resident Foreign Currency Deposit (RFCD) account, Foreign Currency (FC) account or Exporter Retention Quota (ERQ) account.

MasterCard Debit

DBBL issues EMV chip enabled debit cards of MasterCard known as "MasterCard Debit" cards. This card can be issued for both local and international use. This card consists of both EMV chip and Magnetic stripe for wider acceptance.



Visa Debit

DBBL issues chip based Visa branded debit cards called 'VISA Debit'. This card can be issued for both local and international use. VISA Debit card is accepted in all VISA chip based and magnetic stripe based POS/ATM terminals and in internet for ecommerce transactions. Since this card is EMV chip based card, the transactions of this card are more secured.



Credit Cards

DBBL has been issuing Visa EMV credit cards since November 2008 and MasterCard EMV credit cards since April, 2010. Although DBBL's entrance in credit card services was delayed, it made a difference in the market by issuing the most secure EMV credit cards from the first day. The EMV credit cards consist of Dynamic Data Authentication (DDA) chip and Multos operating system. It ensures additional software level security for chips.

Due to security, other card-issuing banks in Bangladesh usually block customers' International transactions and require the customer to make prior phone calls to the card-issuing bank to open international transactions in their card. When a customer returns to Bangladesh, he/she has to call the bank to block their cards' international transactions. Sometimes card-issuing banks replace the customer's card when the customer visits high risk countries such as Malaysia, Thailand etc. But with DBBL's EMV enabled chip cards there is no such hassle as international transactions are always open and the customer is fully secured. In addition to providing security DBBL also charges the lowest Interest rate in the market on purchase transaction and has a maximum of 50 days interest free (grace) period. There is also no cash withdrawal fee in the DBBL ATM network.

VISA Credit Card

DBBL is the first bank to introduce EMV enabled Visa credit cards in Bangladesh. All cards have DDA chip with Multos application which protects them from any alternation of card data and ensures secure transaction worldwide on any Visa accepted POS terminals and ATMs. This card has both chip and magnetic stripe so acceptability is not restricted to any type of terminals. This card is capable of working in off-line environments with off-line PIN. In that case the card will validate customer PIN entered in POS terminals and is also capable of approving low value transactions. This feature reduces transaction processing time and possibility to avoid any declines due to network issues. This provides greater customer satisfaction and capability of authorization host system. DBBL issues both silver and gold cards with local and international acceptability.



VISA Platinum Card (the Premium brand)

DBBL has launched VISA Platinum card for its privileged customer. Visa Platinum offers a high credit limit and acceptance at more than 29 million worldwide locations, including one million ATMs in the Visa Global ATM Network. A world of privileges is available with Visa Platinum. From golf to dining to shopping and more, Visa Platinum lets the valued cardholders enjoy a host of attractive lifestyle privileges and experiences. These cards are targeted to high net worth individuals who are international in outlook with large disposable income and consistency of service. The card holders get airport lounge facilities and priority pass in 600 airports, discount in hotel, dining, restaurants in almost all the tourist cities worldwide as well.



MasterCard Credit Card

DBBL issues EMV enabled MasterCard credit cards to its customers. All cards have DDA chip with Multos application, which protect them from any alternation of card data and ensures secure transactions worldwide on any MasterCard accepted POS terminals and ATMs. This card has both chip and magnetic stripe so acceptability is not restricted to any type of terminals. DBBL issues both standard and gold cards with local and international acceptability. Customers have the option to select as per their requirements



VIP Cards

A premium brand proprietary featured card especially meant for the VIP customers. This card will drive the high net-worth customers to feel aristocrat. The customers will have the facility to avail DBBL VIP Banking Lounge at branches. He/she will have enhanced ATM withdrawal limit, dedicated VIP customer services, dedicated relationship manager, special gift on various occasions, invitation on special events, yearly customer night and other reward & discount facilities and many more.



MasterCard Titanium Card (the Premium brand)

DBBL has launched MasterCard Titanium in Bangladesh for the first time. With this stylish Chip based credit card, customers can enjoy exclusive benefits, experiences and lifestyle privileges; including access to entertainment, sport, electronics and much more. The MasterCard Titanium Credit Card opens up a world of convenience, safety and simplicity. With access to over 30 million merchants across the globe, it offers an excitingly diverse range of shopping, dining and travel experiences to enrich the lifestyle including airport lounge facility and priority pass.



Virtual Card

Like the regular debit/credit card Virtual card is not a plastic card - it is just a piece of paper inside a closed envelop which carries valid card number, expiry date and CVV/CVC (card verification value/Code). The nature of the card is pre-paid i.e. the amount or the value is pre-loaded as per the requirement of the purchaser. The virtual card is distributed from any DBBL branches. It has become very popular amongst students and IT professions. DBBL introduced Virtual Card for the first time in Bangladesh in 2011.



Students pursuing higher education and/or scholarships abroad can pay the fees & charges, and participate at IELTS, TOEFL, GMAT, GRE exams online using this card.

The developers/freelancers of mobile apps and games can also use 'Virtual Card' for payments of registration/ license fees to reputed online or mobile application marketplace like Google, iTunes, Firefox, Windows, Blackberry etc., any associated license fees such as game engine or other software license for mobile application or game development, online training fees for programs such as vendor certification examination etc., any domain registration/renewal, hosting/cloud solutions within the scope of mobile/game application development.

Card Loyalty Program

A point-based loyalty program has been introduced for DBBL Credit card and Debit card cardholders. Customers will gain loyalty points against their card spending which can be redeemed later on upon reaching to a certain threshold point or completion of a certain period. Customers may prefer to redeem these loyalty points for their annual fee waiver, cash back to their account or gift voucher which is expendable at DBBL merchant outlets.

Installment Payment

DBBL cardholders can buy different products and services from selected merchant outlets with monthly installments at zero percent interest. The installment period varies for different products from minimum three months to maximum twenty four months installment. Under this facility customers can buy furniture, electronics goods, jewelery and pay hospital bills etc.

Acquiring Union Pay cards

Every year travelers and workers visit Bangladesh for different purposes from Thailand, Malaysia, China, Korea, Japan, and Singapore who often have a Union Pay card. Now Union Pay cardholders can withdraw cash from DBBL ATM or use DBBL POS for shopping. DBBL also plans to issue Union Pay cards to prospective clients in future.

Acquiring Diners & Discover cards

Diners Club International, listed company in NYSE is owned by Discover Financial Services, a renowned direct banking and payment services company of U.S. who issues Discover and Diner's Club cards. Travelers bearing these cards can withdraw money from the DBBL ATM booths from April 2013. Also, DBBL will issue these cards for local clients in the future.

E-Commerce – the shopping spree

Dutch-Bangla Bank Limited (DBBL) has introduced e-Commerce Payment Gateway System for the first time in Bangladesh in the name of NEXUS Gateway from 3rd June, 2010. It is a milestone in the banking history in the country and has created opportunity for cardholders of all local and foreign banks to pay online.

E-Commerce/internet Payment Gateway (Nexus Gateway)

Nexus Gateway is a system deployed by the Dutch-Bangla Bank to facilitate payment during e-commerce transactions. Nexus gateway is embedded with the e-commerce site of the merchants.

Currently there are more than 500 merchants registered with DBBL Nexus Payment Gateway and this volume is increasing day by day. Currently we accept MasterCard, Visa, DBBL Nexus cards and Rocket in our payment gateway. Nexus card customers can use their regular PIN for e-commerce transactions. To secure e-commerce transactions, we have implemented 3D secure facilities Visa's "Verified by Visa (VbV)" and MasterCard's "Secure Code" which protect the merchants from fraud transaction loss.



The services available through the e-merchants are (a) Online purchases of goods and commodities (b) Utility bill payments (c) Hotel Bookings (d) Purchase of bus/train/ cinema/airline tickets

Second Factor Authentication for All E-Com Transaction

To secure e-commerce transaction, DBBL has introduced second factor authentication (2FA) facilities for the first time in Bangladesh. Now, an additional authentication of the cardholder named 'second factor authentication' is performed for each E-Com transaction. In this process, customer is required to enter a secret code (which is different for each transaction) in internet at the time of making e-com transaction that ensures genuine cardholders' participation and protects fraud.



Now, DBBL cardholders perform 2FA authentication for all e-com transaction in DBBL Payment Gateway and ACS based 3D secure authentication for all e-com sites. DBBL offers 3 options to generate this one time password (OTP); using hardware token or software token provided to him by the bank, or receiving the OTP via SMS. At the time of registration process cardholders choose the option which is suitable to him.

e-Banking Business

e-Banking Business Division (e-BBD) of DBBL delivers diversified banking products and services including Credit Card, merchant acquiring, i.e. POS (Point of Sales), Rocket (Mobile Banking) and e-Payment solution through NEXUS gateway.

Credit Card

DBBL has been issuing Visa EMV credit cards since November 2008 and MasterCard EMV credit cards since April, 2010. Although DBBL's entrance in credit card services was delayed, it made a difference in the market by issuing the most secure EMV credit cards from the first day. In 2015 we have launched MasterCard Titanium and VISA Platinum Credit Card with exclusive features in it.

As of 2016 the total number of Credit Card stood at 69,218 from 2015 to 2016 the no. of card's growth rate was 16.48%.

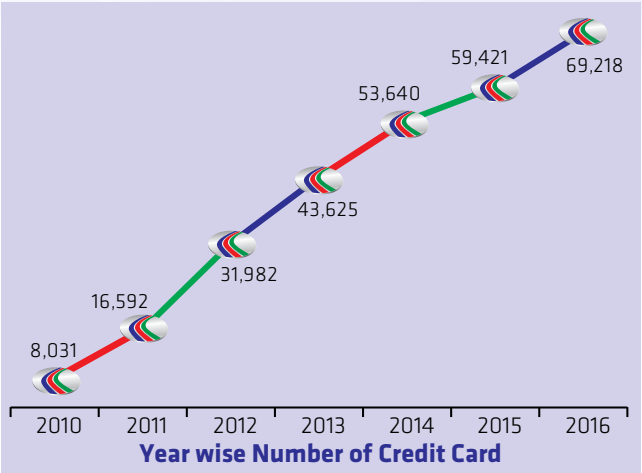

Card Loyalty Program

A point-based loyalty program has been introduced forDBBL Credit card and Debit card holders. Customers will gain loyalty points against their card spending which can be redeemed later on upon reaching to a certain threshold point or completion of a certain period. Customers may prefer to redeem these loyalty points for their annual fee waiver, cash back to their account or gift voucher which is expendable at DBBL merchant outlets.

Discount Partner

To promote the POS usage and to make our card user more loyal, we have introduced discount partnership with our POS merchants. Debit/Credit card users can enjoy attractive discount from our wide array of discount partners ranging from Restaurant, Furniture, Life style shops, Hotel & Resorts, Hospital, Fashion house, Electronics, Daily Deal Shop. Currently we have 150+ discount partners across the country, where card holders can enjoy up to 55% discount.

0% InstaPay

To promote the Credit Card usage and to cater the huge demand for purchase through credit cards in installments, DBBL has introduced "0% InstaPay" facility for their credit card holders. Through this facility, credit cardholders can buy their required and favorite products, furniture, electronics goods, jewelery and pay hospital bills from more than 80 (eighty) "0% InstaPay" partner outlets located inside Bangladesh and pay back in easy and convenient 3,6,9,12,18,24 & 36 months equal installments at 0% interest.

Merchant Acquiring

POS (Point of Sales) Merchant

POS business team acquires new retail outlets (POS Merchants) and installs Point of Sales (POS) machines in the outlets. DBBL Nexus, VISA, MasterCard, Union Pay card users can make transaction through EMV readable POS machines. DBBL has the nationwide large POS network to cater the demand of card users. Currently DBBL has 6,609 numbers of POS across the country. For last couple of years POS transaction is growing consistently.

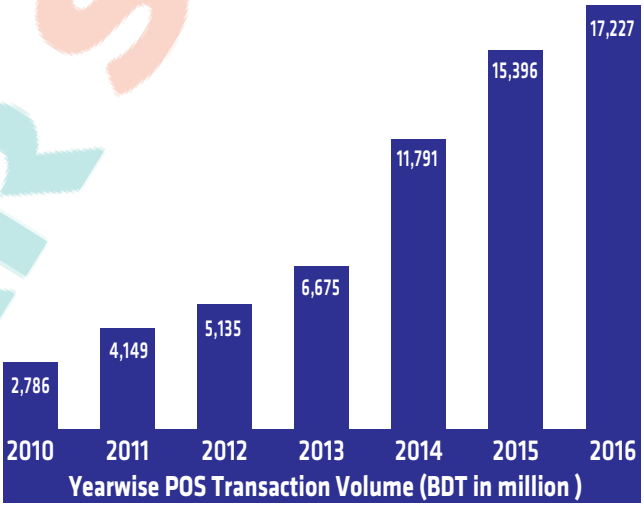

e-Commerce Payment Gateway

DBBL has been the first Bank in the country to have an e-commerce payment gateway in the name of Nexus Gateway.

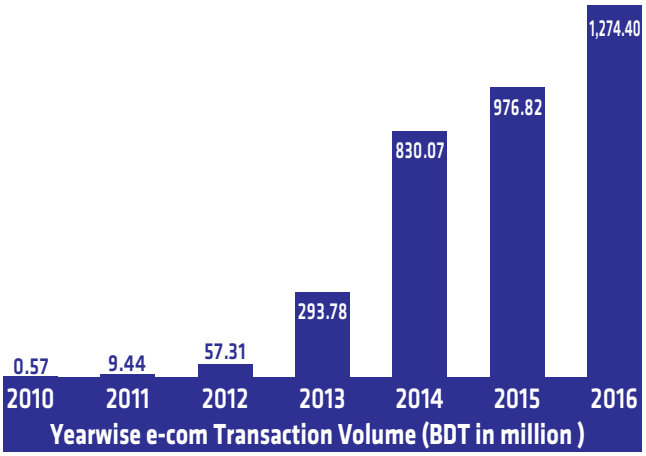

With the help of this, any person in home or abroad can do financial transactions using DBBL's proprietary cards and MasterCard/Visa credit and debit cards. They can purchase online sitting in their office or home. It is becoming popular day by day due to its convenience. As of 2016 total e-Merchant stood more than 500 and total volume of transaction was BDT 1274.40 Million. From 2015 to 2016 the rate of growth of transaction in e-Com was 30.46%. Some of our e-merchants are:

In 2016 DBBL has signed up some prominent e-merchant like Open University, Daffodil University, Centre for the Rehabilitation of the Paralysed (CRP), DESCO Application, Bangladesh Road Transport Authority (BRTA), Ispahani School & College, North South University etc.

Rocket Merchant

Merchant payment is one of the important Rocket products to boost financial inclusion. Using this product, the customers can pay their bills against purchase of goods and services in the shops. As of 2016 total volume of transaction was 475.53 million and at the same time in 2015 it was 89.60 million. From 2015 to 2016 the rate of growth of transaction in Rocket merchants was 430.72%.

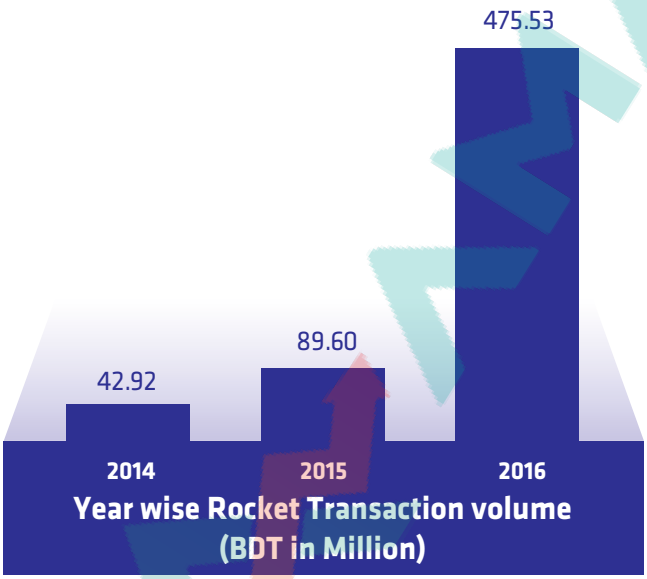

Green IT

Dutch-Bangla Bank has always been careful about environment. DBBL has taken initiatives to make its IT infrastructure as "Green IT". Environment friendly options like virtualization, power management and proper recycling habits towards certifying our data centers as "Green" are under our active consideration. DBBL has taken some steps to be greener. DBBL has started sending month-end account balances to mobiles, replacing the conventional paper-based account statements. The recruitment process of the Bank is electronic; meaning that the applicants apply through the Bank's web portal by filling up the applicants details, upload the photo, scanned certificates etc.

Dutch-Bangla Bank is highly active and enthusiastic in transforming the society into a high tech society. In doing so, the Green Banking Umbrella formulated by DBBL is persistently working with required hard work, creativity and zeal.

DBBL Green Banking Umbrella is operating with the following segments:

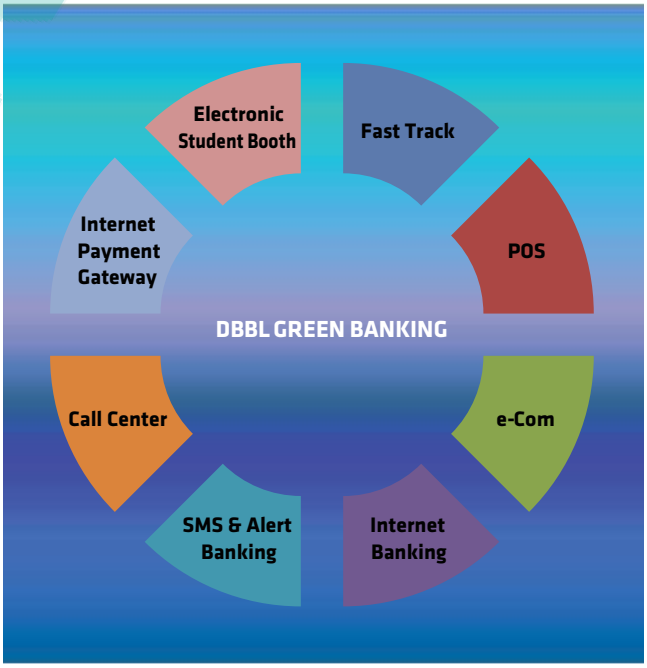

Each single delivery channel displayed in the pie chart contributes significantly in the financial activities of general people.



Any time
Anywhere

financial inclusion

AMAR STOCK


AMAR STOCK

FINANCIAL INCLUSION THROUGH MOBILE BANKING & AGENT BANKING

Financial Inclusion can be defined as "access to the range of financial services at a reasonable cost for the unbanked people and firms." Basic financial services include savings, credits, pensions, payments, money transfers and International remittances. Greater access to financial services for both individuals and firms may help to reduce income inequality and accelerate economic growth. Financial exclusion is a barrier to economic development. Financial Inclusion thus is a high priority policy goal for developing and developed countries in order to ensure stable and equitable economic growth and it is not possible leaving aside a large number of populations out of the box. Digitizing payments with the help of telecommunication network can play a vital role in the process of financial inclusion.

The developments in Mobile Phone density in Bangladesh can be used as Platform for shifting to digital payments as first entry point into the formal financial system, which can lead to significant increases in formal and informal savings. New technologies like Mobile Phone, Biometric POS came up with huge opportunities for branchless banking covering the whole country. In this way, Mobile Financial Services (MFS) and Biometric based banking 'Agent Banking' have opened up a new window for Bangladesh for Financial Inclusion.

DBBL, the leader of technology driven innovative banking in Bangladesh, is the pioneer to introduce cell phone based Mobile Banking services and Biometric based Agent banking services in Bangladesh as a part of inclusive Banking.

Mobile Banking

DBBL has started this journey in the first time of the country on 31st March 2011. Since then DBBL have been providing Mobile Financial Services (MFS) to unbanked people through various products & service in the country. Also different kind of initiatives and development has been taken to ensure smoother and flawless service. Technological advancement is always a greater strength for DBBL and mobile banking always provides best service for customers on that developed technology platform.

In the year 2016 DBBL has restructured its regional organogram and also went for huge expansion in sales and distribution and revamped the distribution set up.

Mobile banking achieved a remarkable growth in the year 2016 in Agent expansion, Customer acquisition and transaction compare to previous years.

Pioneering Financial Inclusion

DBBL started the foundation for mobile banking in 2005. In 2011, Bangladesh Bank gave DBBL the approval to launch the country's first mobile banking service.

Introducing "ROCKET" as Brand Logo of Mobile Banking

The Bank was searching for a suitable name of its mobile banking service for branding purpose and also conducts market research in this respect. The outcome of the market research was that the customers as well as its Agents wanted a short but suitable name for DBBL Mobile Banking Services. Keeping in this mind, DBBL launched "ROCKET" as Brand logo of DBBL Mobile Banking on October, 2016 which creates a tremendous hype amongst the Customers and well-wishers of DBBL.

It is expected that this will boost up the customer acquisition across the country which in turn will increase the transactions in coming days.

"ROCKET" is the symbol of Faster & Flexible banking solution with advanced technology which assuring highest security of every transaction that gives a comfort to a Customer



New Logo of Rocket

Sponsorship tieup with BCB

The Bank has decided to launch new brand and logo with a big bang and it could not be better than this to tie up with Cricket the game of all class of people of Bangladesh. DBBL own the title sponsorship of all home series of Bangladesh and thus Rocket has become associated with the Afghanistan and England home series. It was a huge success.



Unveiling of Rocket Logo at Bangladesh Cricket Board

Employee day out to promote new brand

To make new brand more visible and make more people aware of the new brand within short time; FID Head Office employees and regional employees made several days out program through which they made one to one interaction and drive acquisition and explain the features and benefits of rocket product. They visit institution and high footfall areas too.



Snapshot of Rocket Team before Day out program

Product, Process & Price Review

DBBL Mobile Banking has created the milestone in the history of Mobile Financial Service by commencing number of remarkable Customer oriented products. DBBL has introduced "Cash-in free" and "ATM free" products considering the requirement of all sorts of Customers. This initiative encourages the Customer for depositing money, top up, bill pay and purchase products or sends money etc. through DBBL Mobile Banking.

We have also developed a new Process namely, "Pre-registration" which enables the Customer to register DBBL Mobile Banking account just dialing *322# avoiding the dependency to open the account from the Agent points. This facility became very popular especially among the young and female group of segment.

Considering the daily requirement of the general people DBBL is giving the fund transfer (P2P) completely free among the same product (ATM free/Cash in free) product.

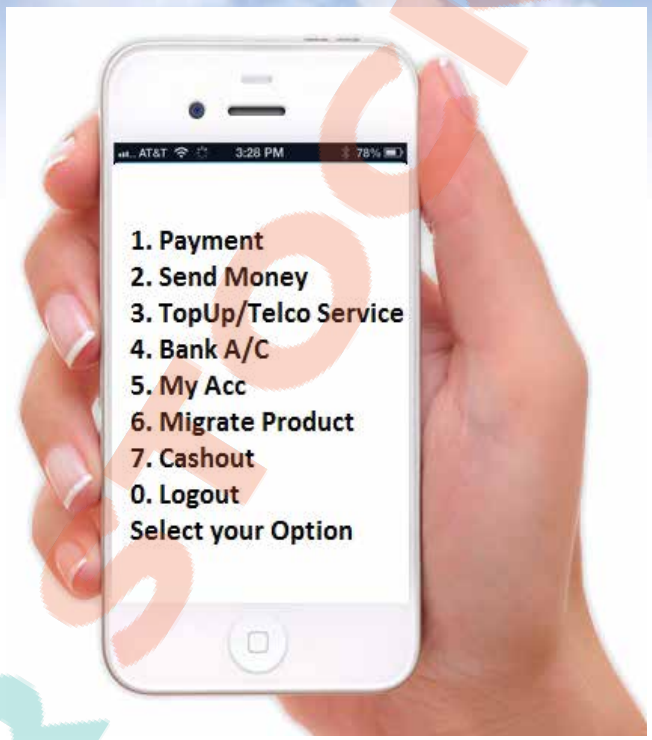

Through the whole year DBBL has offered number of top-up campaign for the customers. Moreover, DBBL is offering 2% bonus on foreign remittance credited directly to the account to encourage the inward remittance through ROCKET account as legal channel. This initiative will encourage our wage earners to send their money in legal channel.

In addition, to increase the habit of savings and use the account as wallet, DBBL is giving interest on the deposited amount for the DBBL ROCKET account holders. It helps to increase the habit of saving among all segments of people which help the formation of domestic capital.

Besides, being the only MFS in the Industry, DBBL has got the access to the NID verification system of the Election Commission from 14 Nov 2015.

To address the untapped and unprivileged market, a total number of 593 employees, 77 MB Offices and 1,48,478+ agent points are continuously working together to meet all part of customer requirements. Moreover, 165 DBBL Branches, 716 Fast Tracks, 10,000 Merchants and 4331 plus ATMs and partners banks' branches are also working as mobile banking access channel for the customers.

Some exclusive Rocket products

ATM Free product & Cash-in Free Product

Considering the customers' convenience DBBL has introduced two new products such as Cash-in Free and ATM Free Product. "Cash-in free" Product means cash-in charge is free and "ATM Free" Product means cash-out is Free from ATM. All existing account holders are either under ATM free product or Cash-in Free product and but he/she can migrate to cash-in free product to ATM Free product & vice versa after a certain period of time by himself/herself by dialing *322#. New customer can choose any of the option while opening the account.

Interest Payment to Rocket account

DBBL is providing interest to its Rocket account holders. Interest amount is accrued in every month against the customers' monthly minimum balance and credit to every June and December end.

Pre-Registration

"Pre-registration" facility enables the Customer to register DBBL Mobile Banking account just by dialing *322# avoiding the dependency to open the account from the Agent points. When a new customer dial *322#, system will ask him whether he is interested to register DBBL Mobile banking or not. If yes, press "1" or "2" to cancel.

To get the full benefit of DBBL Mobile Banking, Pre-Registered customer needs to fill up KYC form and submit it to any Agent or DBBL First Track or any Mobile Banking office with required documents. After authorization by the bank Official pre-registered customer will be allowed to do all types of transaction.

Linkage Facility and transfer from/to any DBBL Card Number or Core Banking Account

A Rocket Account Holder can easily Link his Core banking account with his Rocket Account and enjoys the facility of transferring funds. This facility enables him transferring funds from his Core Banking Account to ROCKET Account and/or sending money to any DBBL Core Banking Account or DBBL Nexus Card. After transferring money from core banking account to Rocket account, Rocket Account holder can easily do Top-up, Bills Payment, P2P, Merchant Payment and ATM Cash withdrawal without having any Debit Card.



Process flow of transfer from/to any DBBL Card Number or Core Banking Account:

Core Banking Account to Rocket Account	*322# → 4 → 1 → 1 → Amount → PIN
Rocket Account to your linked Core Banking Account	*322# → 4 → 2 → 1 → Amount → PIN
Rocket account to any Core Banking Account	*322# → 4 → 3 → CBS A/C No. → Amount → PIN
Rocket account to any Debit Card	*322# → 4 → 4 → Debit Card No. → Amount → PIN

Salary Disbursement through Rocket account

DBBL Mobile Banking is the pioneer and popular payment disbursement solution for the corporate bodies and different government and private houses. Presently DBBL is disbursing salaries / allowances to the employees/ beneficiaries of different government organization and garments/ factory, grants to the natural calamity affected people, insurance claims /payments etc. Rocket is holding almost 90% market share of Global statistics of Disbursement in Mobile Financial Services. Digitization of payment system is one of the priorities of the government. Presently, we are disbursing salaries of the staffs of AC Land office, UP Chairman, Member, Secretary and Village Police of different districts through DBBL Mobile Banking.

Stipend Disbursement of Education Ministry

In the year 2016, DBBL Mobile Banking has disbursed Stipend to the Rocket account of 502,684 students under Higher Secondary Stipend Project (HSSP) at 6714 colleges of 496 upazillas & thanas under 64 districts.

During this year, we have also disbursed stipend to the Rocket account of 11,46,004 students under Secondary Education Stipend Project (SESP) of Ministry of Education at 13,941 schools under 218 Upazilla of 54 districts. Under Stipend Project for the Student of Degree (SPSD), we have disbursed stipend to the Rocket account of 208,886 students at 2851 Colleges under 500 Upazillas & thanas of 64 Districts.





Briefing of teachers & students on stipend



Team of senior officials of education ministry at DBBL

Garments Salary Disbursement

Bangladesh earns highest foreign currency from garments industry and a large number of employees are involved in this sector. Ensuring their salary disbursement is a huge task to the owners. As per recently published data from Bangladesh Bank, DBBL Rocket is the Major Market Player having 90% Global Share in MFS Provider in terms of disbursement of Salary to different Garments Industries and its associates at a very low cost.



Agreement signing ceremony with DBL Group for Salary disbursement

Payment Disbursement to Agro Sector

Agricultural sector is one of the major sectors of Bangladesh which contributes lion portion of the economy. Recently, we have made an arrangement with International Food Policy research Institute (IFPRI), a renowned NGO in Bangladesh to disburse Government agri-subsidy directly to the Farmers through ROCKET Account to 16 Upazilla of 16 Districts. This process of disbursement is faster and transparent without any intervention of the any middleman.

Payment of Tuition Fees, Admission Fees and Bills

This is the unique features of DBBL Rocket. About 400 number of institutions are collecting their Tuition Fees/ Admission fees through Bills Pay Option of DBBL mobile banking.



Tuition Fee payment through Rocket account



Collection

Collection product of DBBL through its Rocket account is one of the unique service solution for the large business houses which has business operation throughout the country. The product is popular to the companies like FMCG where large numbers of distribution houses work throughout the country. DBBL is collecting money from their exclusive distributors across Bangladesh and credit to company's account instantly.



Agreement signing ceremony for collection services.

Collection and Disbursement of Insurance Payment

Collection of Insurance Premium through mobile banking is an innovative method that DBBL has delivered to the insurance Industry. Payment by own through a mobile is always convenient to the policy holders which saves their time and reduces the cost and tension.



Agreement Signing with Insurance Company

Foreign Remittance

DBBL Rocket is also pioneer in disbursing Foreign Remittance through legal Channel to the remotest area across the country. Rocket is having 90% market share of remittance and through Mobile Financial Services. DBBL is offering 2% bonus on Remittance disbursed through Rocket & Biometric Account.

Introduce of Rocket account Applications (Mobile Apps)

Mobile Banking Applications is an application of Rocket account by which customers & agents of Rocket can perform all types of transactions using Apps efficiently and easily. We are getting tremendous response from our valued Customers on use of Apps. This gives an opportunity of freedom of Banking and efficient managing of customers' accounts, make payments to payee's, transfer money to any mobile number or any DBBL Core Banking Account/Nexus Card. A DBBL Rocket account customer having smart phone (android operating system) can download DBBL Rocket account apps from Google Play store or DBBL web site.



ROCKET mobile apps interface

Access to NID Database

DBBL is the first Bank who is verifying the information of KYC with NID database for its Mobile banking and core banking customers. We have got the access for the NID verification provided by the Election Commission for the 1st time in the banking sector of Bangladesh. By this we are one step ahead of anyone regarding the compliance issue.



Brand Visibility

Brand visibility is the single, most powerful message that a consumer can receive. And the message says that, this product is good and you can trust this product. This brand visibility encourages and motivates the customer to look at the product along with the brand attributes.



Visibility at different agent points



As the market is very competitive and agent points are limited; all operators are fighting to keep own brand's POS materials. DBBL is ensuring its visibility in market place and presently rocket has its fair share in market place in terms of visibility.

DSR activity

Distributor's Sales Representative (DSR) are the face of ROCKET business, every day they represent the brand, communications, products and service to the channel partners as well as the end customers.



On duty DSR

Account opening campaign

DBBL runs different types of account opening campaign directly or through its Super Agent having different types of activities like Canopy, Door to Door, Institution based campaign, mela etc. Due to this campaign, a positive growth in overall transactions, activation of New Agents, Activation of New Customer and the business growth is achieved in the year 2016.





Account opening Campaign (Canopy)







Account opening Campaign (Door to Door)

DBBL Initiated Super Agent & Agent Meet

DBBL arranges Super Agent Meet in Different region of the country. The Rocket team demonstrated the Business portfolio, targets & success story way forward of Rocket and guidelines on AML in different Super Agent Meet.



Super Agent & Agent Meet

Employment Generation for Rural Bangladesh

In Bangladesh, the unemployment rate is very high. Thousands of educated people are searching jobs after completing their graduation from different educational institutions. DBBL operate its mobile banking business by local community. As a result, a big employment opportunity has been created at different rural area in Bangladesh.

Award Pictures



Prize taken from "Digital World-2016" at International Convension City Bashundhara



Rocket stall win the first prize at Digital Innovation Fair at brac inn

Agent Banking

Agent banking means providing limited scale banking and financial services to the underserved population through engaged agents under a valid agency agreement, rather than a teller/ cashier of a branch. The owner of a point conducts banking transactions on behalf of a bank.

Globally these retailers are being increasingly utilized as important distribution channels for financial inclusion. Bangladesh Bank has also decided to promote this complimentary channel to reach to the poor segment of the society as well as existing bank customer with a range of financial services especially to geographically dispersed locations.



Customers at Agent banking point



What is Biometric Account?

Biometric Account is an account opened by the customer registering his/her Finger-Print at DBBL nominated Agent Banking point.



View of transactions at a DBBL Agent banking point through finger print verification.

Geographical coverage

DBBL started its Pilot operation of Agent banking on 19th January 2015 to serve the un-banked people with 100% secured transaction using their Finger Print from any corner of the country. DBBL has already launched 1080 Sub-Agent Point covering 470 Upazilla under 64 District at the end of Dec 2016. A Sub-agent is the place where customer can get DBBL Agent Banking services. We are having 392 number. of Agent engaged in re-balancing service to 1080 Sub-Agents for smooth operation of client service.

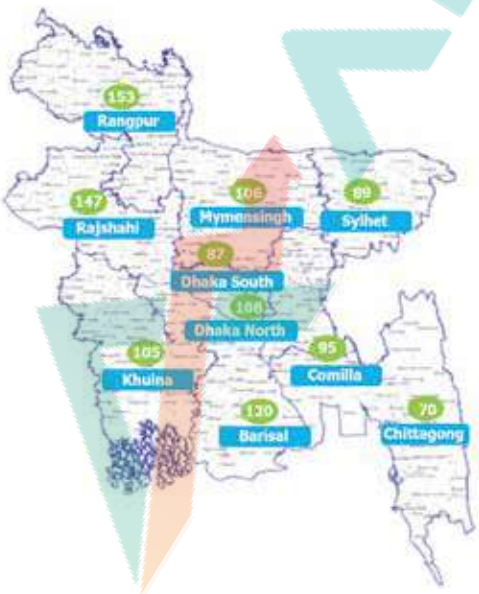

Sl No.	Region Name	District Coverage	MBO Office	Number of Sub Agent
01	BARISAL	10	10	120
02	CHITTAGONG	5	6	70
03	COMILLA	6	6	95
04	DHAKA NORTH	3	11	108
05	DHAKA SOUTH	3	7	87
06	KHULNA	10	10	105
07	MYMENSINGH	6	6	106
08	RAJSHAHI	9	9	147
09	RANGPUR	8	8	153
10	SYLHET	4	4	89
Total		**64**	**77**	**1,080**

Account Opening or Registration

Customer can open Biometric Account from any DBBL authorized Agent Banking points. Existing banking customer of DBBL can also register their finger from any DBBL branches to get the Agent banking services. Customer will get an "Account Card" mentioning Account Number and other information immediate after opening of Biometric Account. However, the Bank Official verifies the information on the KYC form and authorizes the account. Normally, it takes 1-3 working days for approval by the bank officials.



Opening of DPS Account

Biometric Deposit Plus Scheme (DPS) is a special type of Savings product designed for the small savers who can save money on monthly basis. The amount to be deposited every month is Tk.100/- per month or its multiple and the tenure is 3,5,8 or 10 years. An attractive interest rate is offered for this product. The monthly installment is realized automatically from the Biometric Savings Account of the Customer.

Opening of Fixed Deposit Account

Biometric Fixed Deposit (FDR) is a special type of Term Deposit product designed for the savers who are willing to deposit money for specific time period. The Customer can open Biometric FDR for Tk.10,000/- and above amount for 3, 6 & 12 months tenure. An Attractive interest rate is offered for this product. Cash transaction for opening the FDR will not be allowed. FDR will be opened by debiting customer's Biometric savings account and again will be credited to that savings account at the time of encashment.



View of receiving Fixed Deposit acknowledgment

Cash Deposit and Withdrawal from Agent Point

Customer can deposit money immediately after opening of Bio-metric savings account but the withdrawal is allowed only after the approval of the Account.





Linkage between Core Banking & Agent Banking

The beauty of our Agent Banking system is that our Core Banking Customers' can establish linkage by registering their Finger in any of DBBL Branches with his own Branch banking account and can enjoy cash withdrawal & deposit facility using his branch banking account from any Agent banking Point. The system will verify his finger print at the time of cash withdrawal.

Disbursement

DBBL Agent Banking Disbursement product is a lucrative product for the salaried person. Business enterprise or any public/private institution can provide salary and wages of their organization through DBBL agent banking. DBBL has so far disbursed 28 Company's Salary/wages for 1,23,686 individual accounts.



Salary disbursement ac opening@ Ansar & VDP

Bills pay

DBBL Agent Banking Bills product is a popular product for the rural people. DBBL already introduced 26 Company's Bills pay collection among them NID correction, Farmer's Loan collection, College Admission Fees etc is remarkable.



View of tuition fees payment by a guardian

Services at Different Channels of Dutch-Bangla Bank

Customer of DBBL agent banking gets different banking services from different channels. After opening an account customer gets a Nexus biometric card and he can enjoy all types of available facilities from DBBL ATM & Fast Tracks. Different channels of DBBL are given below:

- All Sub Agent Points
- All DBBL Branches
- ALL DBBL ATMs and Fast Tracks
- Internet Payment Gateway



Nexus card for biometric account.

Devices used at Agent Banking

The following IT devices are used at agent banking point:

a. e – POS
b. Computer Portal
c. m – POS

Transaction using e-POS

e-POS is a device where customer can put their Finger for verification to withdrawal of money at agent point. Customer can also pay the bill at DBBL authorized Merchant point by using e-POS.



e-POS machine

Transaction using Computer portal and Finger Print Scanner

Finger Print scanner is a device which is connected with DBBL authorized PC from where customer can verify using their captured finger print and can do transaction. Here Finger print scanner is connected with authorized computer.



PC with Finger print scanner

m-POS for Bio-Metric Transaction

m-POS means mobile POS from where DBBL Agent Banking Customer can do their transaction from DBBL authorized m-POS only. Here Finger Print scanner is connected with OTG enables mobile handset



Sub-Agent Point inauguration Program

All the Sub-Agent Points are selected considering the needs & demographic condition of that area. Meantime, DBBL has covered 470 Upazilla and successfully ensured footprint in those areas. Local people & other renowned citizens are invited to attend in inaugural program of Sub Agent Points and a large number of people are seen to be present in each program.



Inauguration program of Agent banking opeartion

Sales & Marketing Activities

To promote the DBBL Agent Banking products & services, a massive sales & marketing activity needs to run across the country through Uthan Boithok, KYC Mela, MSE Account opening campaign, Entrepreneur A/C opening campaign, Door-to Door campaign etc. to attract people for opening of biometric accounts. We emphasize on opening of unbanked people especially female account in our channel. In this regard, several programs have been run in 2016.

Uthan Baithak Program

An Uthan Baithak Program is an activity where DBBL arrange a gathering of people especially women of a village to inform them different services DBBL Agent banking. On that program DBBL representatives try to briefed about the Agent Banking product and demonstrate the benefit of savings habit which will help them to fulfill their demand when they required money at a time.






Uthan Baithak Program

Door to Door campaign

Authorized person of DBBL at Agent Banking point visit their locality and asking for new account opening after demonstrate the product features of agent banking.




Door to Door campaign





Account opening in char area & Brick field





Account opening at different houses

MSE A/C of Woman entrepreneur

Women are engaged with different small business located at rural areas are very much interested to open MSE A/C to run their business. DBBL is utilizing this demand of Banking services and providing smooth to them from DBBL Agent Banking point.



Transactions of a women entrepreneur

Small Industry/Micro Businessman opens MSE A/C

Some Small Industry/Micro Businessman like grocery shop owner, Tailors, Mobile Handset seller, Retailers opens MSE A/C from DBBL Agent Banking point to get the facility of deposit/withdrawal from 09:00am to 07:00 pm from DBBL Agent point.






Account opening Campaign for MSE account holder

Training & Development Program

Training of agents & internal resources is an ongoing program and DBBL always run training & development programs for DBBL own staff and also for partner's and partner's dedicated staff (teller) as and when required. DBBL provides on the job training on different operations & AML (Anti-Money Laundering).



Training is going on for partner's Development



On the Job Training for DBBL own employee and partners



Training for DBBL Field staff

Customer Service

DBBL always care about its customer service and that's why DBBL established 77 offices in 64 District to serve by DBBL own people. Besides, DBBL Agent Banking customers also receive services from DBBL Agent point, DBBL Branches and DBBL Fast Track.



Customer service at agent point

Performance Comparison: 2015 and 2016

In Number

Particulars	2015	2016	Growth
	Number	Number	
Agent	89	392	340%
Sub-Agent	160	1,080	575%
Biometric A/C	32,431	320,389	888%
DPS	7,643	44,014	476%
FDR	603	3,223	434%

In Number & Amount

Particulars	2015		2016		Growth (number)	Growth (amount)
	Number	Amount	number	Amount		
Transaction	145,843	1,649,215,163	2,326,403	43,278,140,835	1,495%	2,524%
Remittance	1,599	61,518,492	28,315	1,381,862,956	1,671%	2,146%
Disbursement	1,693	14,784,189	123,686	593,901,915	7,206%	3,917%
Bills Pay	569	1,161,105	5,233	10,609,970	820%	814%

*Amount in BDT

Agent Banking pictures



Front view of Agent Banking outlet



Account opening campaign


AMAR STOCK



Any time
Anywhere

awards

AMAR STOCK


AMAR STOCK



Dutch-Bangla Bank has been awarded the leading partner bank in Bangladesh by the Asian Development Bank (ADB). DBBL has proved to be a strong and reliable partner under the Trade Finance Program (TFP) of the ADB. DBBL has been awarded this prestigious recognition for the two consecutive years that the ADB has given awards in this category in each country under ADB's Trade Finance program operations.



Dutch-Bangla Bank has been awarded as Best Bank in Bangladesh by Finance Asia in Country Awards Presentation held in Singapore on September 08, 2016.



Dutch-Bangla Bank has been awarded the ICAB Best Corporate Award-2015 in Traditional Banking Category. Mr. Abul Maal Abdul Muhith, MP, Hon'ble Minister, Ministry of Finance, Govt. of People's Republic of Bangladesh as the Chief Guest on the occasion handed over the trophy to Mr. Khan Tariqul Islam, Deputy Managing Director of Dutch-Bangla Bank. Prof. Dr. M. Khairul Hossain, Chairman, Bangladesh Securities and Exchange Commission was present as Special Guest.



Any time
Anywhere

agreements signed

AMAR STOCK


AMAR STOCK



Dutch-Bangla Bank and e-Generation signed an agreement for providing Anti-Virus Solution to DBBL. Mr. Sayem Ahmed, Chairman of Dutch-Bangla Bank was present at the signing ceremony.



Dutch-Bangla Bank and Daffodil International University (DIU) signed an agreement for e-payment of student fees of DIU through DBBL Nexus Gateway.



Dutch-Bangla Bank signed an agreement with Military Institute of Science & Technology (MIST) for establishing a Fast Track at the MIST Campus, Mirpur Cantonment, Dhaka.



Any time
Anywhere

events

AMAR STOCK


AMAR STOCK



Mr. Sayem Ahmed, the honorable Chairman of DBBL is seen handing over the replica check, "Rocket Man of the Match" of Bangladesh VS England ODI Series 2016 to the captain of Bangladesh Cricket Team, Mr. Mashrafee-Bin-Martuza while Mr. Nazmul Hasan Papon, MP, President of Bangladesh Crocket Board was also present.

Dutch-Bangla Bank has become the Title Sponsor for 02 years of home series of Bangladesh Cricket team which was commenced from September 25, 2016 between Bangladesh and Afghanistan. This was also followed by home series against England starting from October 05. The title of the series was 'ROCKET'- Dutch Bangla Bank Mobile Banking.



Dutch-Bangla Bank sponsored the 6th DBBL- Golf Tournament-2016, organized by Shaheen Golf and Country Club, Patenga, Chittagong. The Closing and Prize Distribution ceremony of the tournament was held on March 19, 2016 at Shaheen Golf and Country Club Patenga, Chittagong.

Chief of Air Staff, Bangladesh Air Force, Air Chief Marshal Abu Esrar, BBP, ndc, acsc graced the occasion as Chief Guest and distributed the prizes amongst the Winners. Mr. K. S. Tabrez, Managing Director of Dutch-Bangla Bank was present on the occasion as Special Guest. Among others, senior officers of Bangladesh Army, Bangladesh Navy and Bangladesh Air Force were present on the occasion.



Dutch-Bangla Bank sponsored the Bangladesh Police Volleyball Championship 2016, organized by Bangladesh Police Volleyball Club. Inspector General of Police Mr. K. M. Shahidul Huq and Managing Director of Dutch-Bangla Bank were present as the Chief Guest & Special Guest respectively at the Closing Ceremony and distributed the winning trophy to the winners held at Rajarbagh Police Line, Dhaka.





Dutch-Bangla Bank launched 'International Virtual Credit Card for the students, IT profesionals and enterpreneurs to payment of tuition fees, membership fees, any kind of registration/license fees etc. using DBBL Virtual Credit Card. Mr. Sayem Ahmed, Chairman of Dutch-Bangla Bank is seen delivering speech at the press conference while launching of the Virtual Credit Card.



Dutch-Bangla Bank has opened a Fast Track (FT) at Military Institute of Science and Technology (MIST) campus, Mirpur Cantonment, Dhaka. Brigadier General K M Salzar Hossain, ndc, psc, Commandant of MIST inaugurated the Fast Track on September 26, 2016 while Mr. Sayem Ahmed, Chairman of the Bank was present at the inauguration program.



Dutch-Bangla Bank donated Tk. 1.0 million only to Salimullah Muslim Hall Alumni Association for organizing Reunion-2016 held on November 26, 2016 at Dhaka University campus. Mr. K. M. Mozammel Haque Mukul, Secretary General of Salimullah Muslim Hall Alumni Association is seen receiving the payment order from Mr. Abul Kashem Md. Shirin, Managing Director & CEO of DBBL at the Head Office of the Bank.



As an appriciation and for overall contribution in the DITF-2016 DBBL was awarded by Export Promotion Bureau of Bangladesh, the organiser of DITF. DBBL representative is seen receiving award.



Just like each year, Dutch-Bangla Bank has successfully participated in Dhaka International Trade Fair (DITF) -2016. In the DITF pavillion, beside the service desk, there was ATM & Cash Deposit Machine for cash withdrawal and deposit. Both visitors and partcipated marchants appreciated our presence at the fair. The picture shows a section of customers/visitors at DBBL pavillion at DITF 2016 are receiving the banking services.



Dutch Bangla Bank formally launched the ABMT Service of Western Union for the first time in Bangladesh on 24 February, 2016. ABMT which stands for Account Based Money Transfer, allows the beneficiaries to get the Western Union remittance from DBBL ATMs. Mr. Faisal Alhijawi, Senior Business Development Manager, Western Union-Middle East & Africa and Mr. Naved Ashraf, Senior Country Manager, Western Union-Bangladesh and Mr. Abul Kashem Md. Shirin, Deputy Managing Director of Dutch Bangla Bank were present at the ceremony.


AMAR STOCK



Any time
Anywhere

retail banking, school banking & SME finance


AMAR STOCK

BUSINESS OPERATIONS

Retail Banking Lending Products

Retail Banking in DBBL delivers diversified financial products and services including various lending products i.e., Personal Loan, Auto loan, Home Loan and so on tailored in a customized way to bring utmost comfort and enhance the lifestyle of the consumers of different segments. DBBL has launched Retail Lending Products on September 26, 2007 under the product namely "Life Line" - a complete series of Personal Credit Facilities.

The purpose of the "Life Line" products can be defined as under:

Personal Loan (Clean Credit Line)

Health Line

- Hospitalisation or other emergency medical needs
- To purchase body fitness equipments

Education Line

- For Higher education purposes
- Tuition fees or other Educational expenses
- To purchase of computer etc.

Professionals Line

- Purchase of Professional equipments.
- For Office renovation/decoration

Marriage line :

- To meet marriage expenses for himself/herself
- Marriages in the family

Travel Line:

- For Honeymoon trip, abroad or in the country
- For Family trip, abroad or in the country

Festival Line :

- To enjoy festive period
- Gift for the family / in laws / relatives

Dreams Come True line :

- To purchase TV, Fridge, Furniture, Home Theatre, Motor Cycle, AC etc.
- To decorate/renovate own Home/Car.

Care Line:

- Loan for fulfillment of parents need/dream
- To purchase economy car for the family (i.e. to purchase low cost second hand car)

Secured Credit Line

Auto Line:

- To purchase a new / re-conditioned car
- Refinancing of availed car

Home Line :

- To buy new or old house/ flat
- To construct / extend of house/ apartment
- To renovate/ alteration of existing house/ flat
- Taking over of the existing housing loan from other Bank/ Financial Institution
- Refinance of an own availed flat/house

Full Secured Lines:

- Loans against Liquid Securities
- For family needs or any other valid purposes

Secured Overdraft (SOD) for Individuals:

- OD facility against Liquid Securities for miscellaneous purposes

Salient features of Life Line Products

Product Name	Customer Segment	Loan Amount (BDT)	Loan Period
Personal Loan	▪ Any credit worthy individuals who maintain salary account with DBBL ▪ Professionals like Doctors, Architects, Engineers, Chartered Accountant etc. ▪ Land Lord/ Land Lady ▪ Business individuals	50,000 – 1,000,000	12 – 60 months
Auto Loan		100,000 – 4,000,000	12 – 60 months
Home Loan		200,000 – 12,000,000	01- 25 Years

Portfolio Mix:

DBBL has BDT3,913.30 million of Retail Loan (other than credit card) at the end of December, 2016 comprising of 72.42% Personal Loan, 21.98% Home loan, 2.14% Auto Loan and 3.46% Secured Loan/OD. Retail loan portfolio has increased by BDT1,783.25 million from the year 2015 to 2016 at the growth rate of 83.72%. Retail loan Portfolio Mix in 2015 and 2016 are as follows:

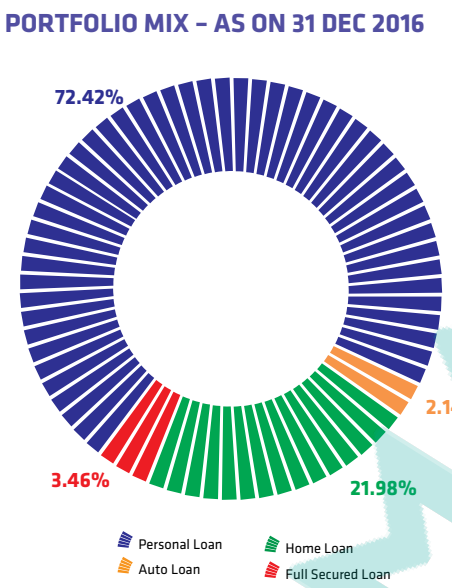

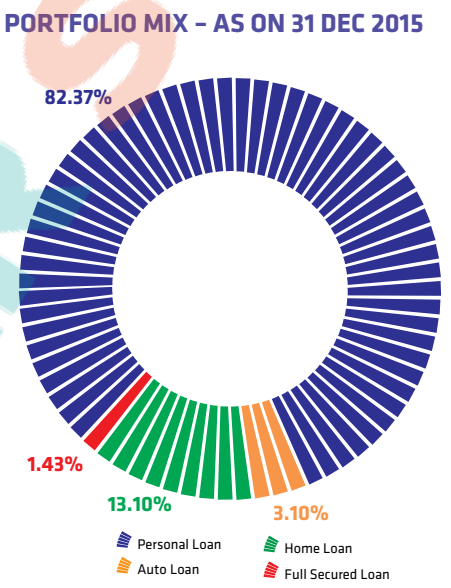

Year-wise Retail loan disbursement & number of disbursement Account

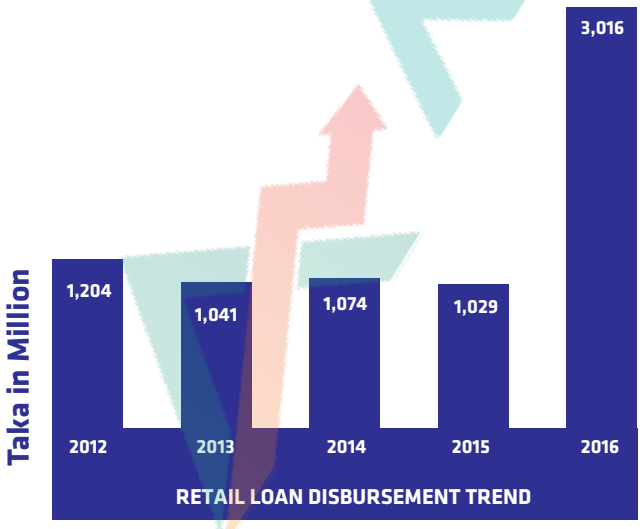

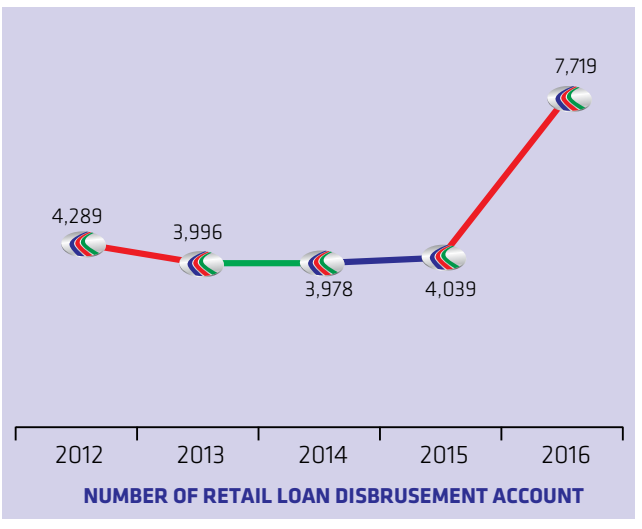

Year-wise Retail loan outstanding & number of Account



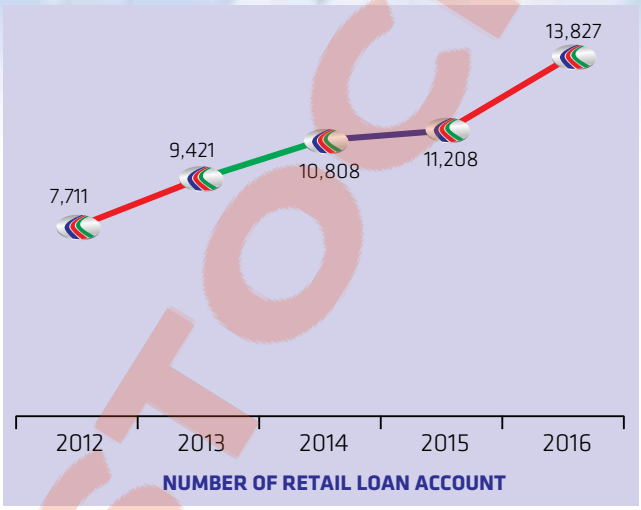

DBBL School Banking

Dutch-Bangla Bank launched the "DBBL School Savers Account" in March 2011 with the objective to implant the habit of contemporary banking practice from an early age into the students and to popularize the usage of ATM and technology.

"DBBL School Savers Account", a program designed to balance convenience for parents and their children with financial responsibility. This account enable students to manage their online account on their own schedule with convenient 24/7 access to their funds through ATM and internet. "DBBL School Savers Account" may be one of the best ways to encourage the savings aptitude of the school going students and to help a student learn how to budget, account for and manage their own fund for higher education.



Key Features & Benefits of Account

Bangladeshi student aged below 18 (eighteen) years can open the account

- Interest bearing savings account
- Opening deposit as minimum as BDT 100/- only
- Free DBBL Nexus Debit/ATM Card
- No renewal fee for DBBL Nexus Debit/ATM Card
- No yearly account maintenance/service fee
- Free SMS alert service
- 24 hour cash withdrawal facility by using the largest ATM network
- e-Commerce facility for payment of tuition fees, purchasing of books, stationeries etc.
- Cash-free purchase/shopping through large POS network
- In addition to wide range of branch network, convenient deposit facility through Cash Deposit Machine at Fast Tracks across the country
- This account will be jointly operated by the student with parents or guardian

As a part of financial inclusion endeavor, in 2016, DBBL has conducted Financial Literacy Campaign in 61 (Sixty One) Schools across the country to boost up and create awareness of School Banking products among the students, guardians and educational institutions. Moreover, we have undertaken the program to conduct Financial Literacy Campaign through Lead Bank Method in Sylhet and Moulavibazar district as per recent guidelines of Bangladesh Bank which will be implemented in the upcoming year of 2017. Now DBBL has 123,172 number of School Banking Account as of 31st December, 2016 including the scheme A/C. Moreover DBBL is also collecting student's tuition fees from (09) educational institutions such as BAF Shaheen School, International Turkish Hope School, American International School Dhaka (AISD) etc. through the Nexus Payment Gateway.

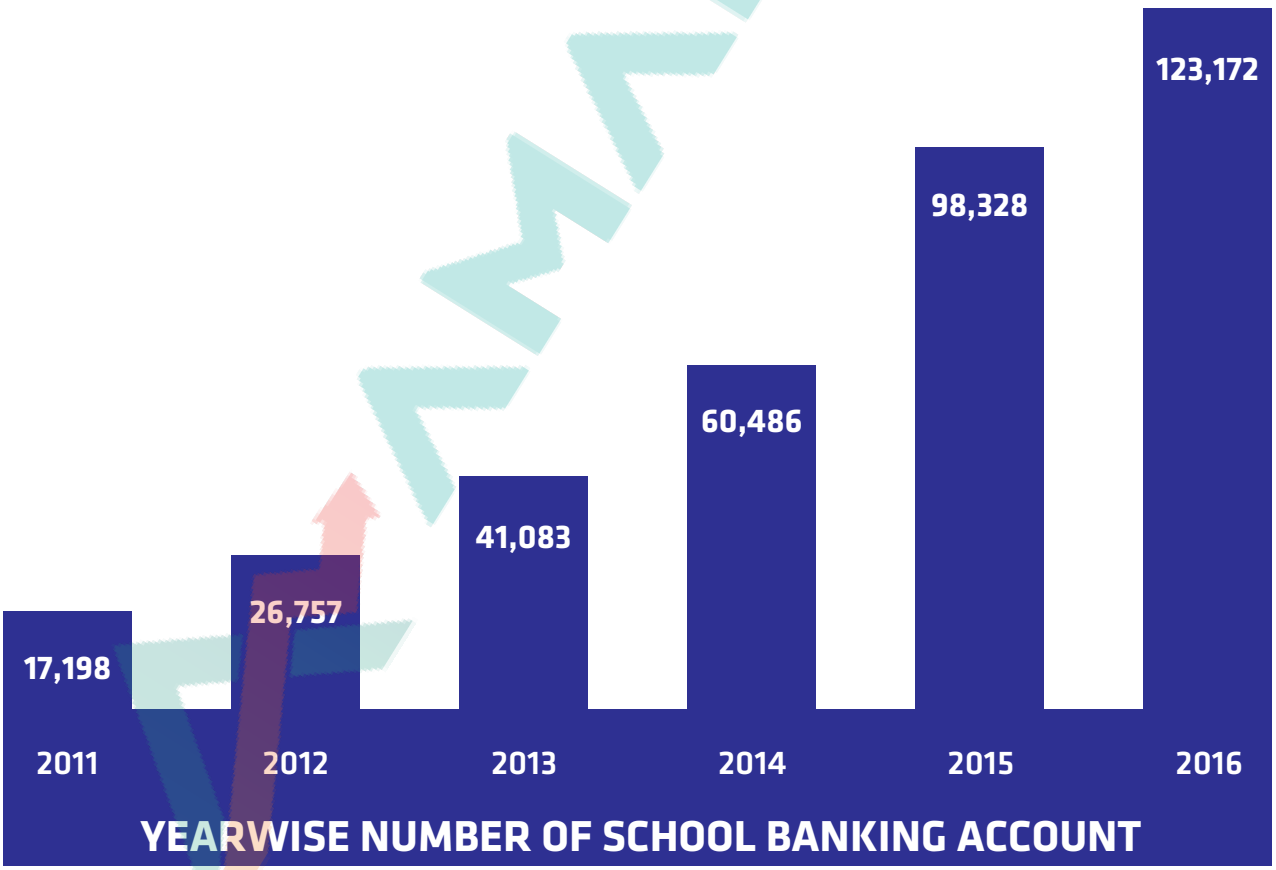



Financial Literacy Campaign in Rangdhanu Kindergarten & Model High School, Sirajgonj conducted by DBBL Shahjadpur Branch for creating awareness among students and guardians regarding practice of banking from the early age.



Financial Literacy Campaign in Rasulpur Matain Hazi Asaduzzaman High School, Narayangonj conducted by DBBL Baburhat Branch



Financial Literacy Campaign in BAF Shaheen College, Chittagong conducted by DBBL Chittagong EPZ Branch



Financial Literacy Campaign in Gopaldi Girls High School, Gopaldi, Araihazar, Narayanganj conducted by DBBL Gopaldi Branch

Small and Medium Enterprises (SME) Financing

In the context of Bangladesh, the development of Cottage, Micro, Small and Medium Enterprises (CMSMEs) can be considered as a vital instrument for poverty alleviation and ensure the rapid industrialization. CMSMEs are the crucial business concerns for the economic and social developments of a country and play dominantly important role in the national economy of Bangladesh by making up over 90 per cent of industrial enterprises, providing employment to 4 out of 5 industrial workers and contributing to over one-third of industrial value-added to gross domestic product (GDP).

Since inception, DBBL is constantly working for the betterment of the CMSME sector of the country. DBBL has a well-organized and fully functional SME Division equipped with efficient manpower and is actively supporting this industry through its widespread network all over the country.

Based on the requirements of the entrepreneurs, both existing and new, DBBL presents new innovative products and services to meet the emerging financial needs of the clients.

SME products are currently offered by DBBL:

Product Name	Purpose	Target Customers	Limit (Taka)
DBBL SMART Cash Credit	For working capital requirement as well as expansion of business.	Cottage, Micro, Small and Medium Enterprise as per definition provided by Bangladesh Bank.	100,000/- up-to 20,000,000/-
DBBL SMART Term Loan	1. For procurement of Fixed Assets. 2. For working capital requirement and expansion of business.	Cottage, Micro, Small and Medium Enterprise as per definition provided by Bangladesh Bank.	100,000/- up-to 20,000,000/-
DBBL SMART Festival Loan	For seasonal working capital requirement during different festivals like Eid, Puja, Hal-khata, etc. and urgent working capital requirement of DBBL's existing clients.	Existing DBBL clients (time tasted clients and highly recommended by Branch).	100,000/- up-to 20,000,000/-
DBBL SMART Women Entrepreneurs Financing (CC)	To meet the fund requirement of business set up by the Women Entrepreneurs.	Cottage, Micro, Small and Medium Enterprise (led by women entrepreneur) as per definition provided by Bangladesh Bank.	100,000/- up-to 20,000,000/-
DBBL SMART Women Entrepreneurs Financing (Term Loan)	To meet the fund requirement of business set up by the Women Entrepreneurs.	Cottage, Micro, Small and Medium Enterprise (led by women entrepreneur) as per definition provided by Bangladesh Bank.	100,000/- up-to 20,000,000/-
CC (Hypo) limit under Small Shop Financing Scheme	For working capital requirement as well as expansion of business.	Small Enterprise as per definition provided by Bangladesh Bank.	100,000/- up-to 500,000/-
DBBL SMART Distributorship Financing	Working capital requirement of Distributors of well-known company operating in Bangladesh.	Distributor of well-known local or multinational company. Distributor firm must be under Small and Medium Enterprise as per definition provided by Bangladesh Bank.	100,000/- up-to 20,000,000/-
DBBL Prantik	To meet the fund requirement of marginal/landless people for any income generating activity.	10 Taka No-frill account holders.	up-to 50,000/-

Salient features of DBBL SME products:

- Easy and simple application process
- Flexible security arrangement
- Fast and hassle free approval
- Competitive rate of interest
- Flexible repayment terms
- Automatic payment system
- Partial and full pre-payment facility
- No processing and renewal fees
- Renewal and enhancement facilities
- Collateral free loan up to Tk.2.50million (applicable for women entrepreneurs)
- Rate of interest 10% under refinancing scheme (applicable for women entrepreneurs) and 9.50% for the borrowers of 10 Taka No-frill account.

Customers can avail of SME loans through any branch of DBBL. The **'SME Help Desk'** and **'Women Entrepreneur Dedicated Desk'** are actively extending support to SME entrepreneurs.

The Bank is an active participant in various refinance schemes funded by Bangladesh Bank, World Bank, ADB and JICA.

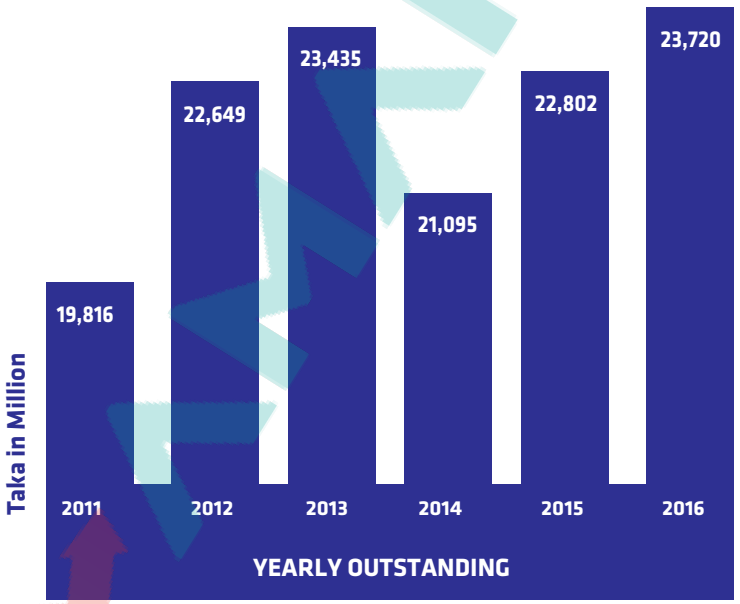

Women Entrepreneurs Financing:

Factors like family influence, lack of education, lack of financing, family values and superstation play a crucial role in blocking women from attaining success. Notwithstanding, the contribution of women entrepreneurs to the national economy is enormous. Despite having huge potential and ability, women often face difficulty in obtaining finance from banks and financial institutions. In order to facilitate the women entrepreneurs with institutional credit facilities and to ensure their active participation in the growth of the economy, DBBL offers attractive and flexible financing schemes under SME financing.



Women Entrepreneur engaged in manufacturing and trading of handicrafts



Women Entrepreneur engaged in manufacturing of handicrafts instructing her workers

Financing in cottage industry

Among many cottage industries, DBBL finances in manufacturing of Tape Loom and Door Mat *(Paposh)*



Yarn processing unit of a Tape Loom.



Weaving Door Mat

Financing in Micro Industry

DBBL finances in the micro industry, involved in manufacturing of Handicrafts.





Outlet of a handicraft manufacturer financed by DBBL

Financing in Small Industry

Small industries remain one of the major and most important contributors of the development of the national economy. The country has a handful of successful stories of the small industry. However, much more is left to be done and there is still huge scope for financing in this area. Considering the financial needs of the small entrepreneurs, the prospect of developing and their capacity to generate income and employment, DBBL generously finances in the small industry.



Small scale garments accessories (Elastic Cosset) industry

Cluster Financing



Among different clusters, DBBL finances to Bamboo Traders of Cox's Bazar District


AMAR STOCK



Any time
Anywhere

agricultural credit

AMAR STOCK


AMAR STOCK

SUSTAINABLE AGRICULTURE: SUPPORT FOR OUTREACHING THE NEEDS OF PRIMARY PRODUCERS



Prudential Policy of Bangladesh Bank

Bangladesh Bank's Agricultural & Rural Credit Policy and Programme emphasize to ensuring food security and alleviating rural poverty through escalating the scope of agricultural credit, financial inclusion, resulting in increased fund flow in rural areas. Under the policy, adequate credit has also been provided for two other main sub-sectors namely Fishery and Livestock alongside the crop loan including income generating and poverty alleviation activities in rural areas.

Bangladesh Bank recommends farmers including small, landless and sharecroppers be provided with Bank's agricultural credit just in time for successful cultivation.

The Government has undertaken changes in rural credit distribution for the Banks in the current fiscal year (2016-2017) in order to keep pace with annual budget and rural economy supporting agri-policy directives. Bangladesh Bank has set an amount of Tk.175,500.00 million target for all banks for the fiscal year 2016-2017 for agricultural and rural credit which is 7.01% higher than that of the previous year (Tk.164,000.00 million).

Partnership/Linkage with Micro Finance Institutions (MFIs)

To achieve the desired goal, the Central bank has been allowing the banks, having not enough branches in rural areas, to use MFIs linkage for disbursement of agricultural credit.

DBBL has been increasingly extending agricultural credit line to reputed MFIs for onward disbursement to ultimate beneficiaries over last one decade. DBBL has also been providing agricultural credit directly to the primary producers in rural areas through its own branch network.

Agricultural financing and recovery thereof require a nationwide frameworks having skilled manpower. As such, DBBL established a very good relationship with internationally reputed MFIs like BURO Bangladesh, UDDIPAN, TMSS, RDRS Bangladesh, RDF, DSK, Ad-din Welfare Centre, BEES, Padakhep Manabik Unnayan Kendra, AID Foundation, Aungkur Palli Unnayan Kendra and Uttaran. Side by side, there have been a number of MFIs working regionally efficiently, who have also been made linkage partner of DBBL during last couple of years. Agricultural financing using MFI linkage could reach hard core poorer section of primary producers.

Target and Achievements

Bangladesh Bank for the FY 2016-2017 has set a target for DBBL of **Tk.2,650.00 million** for disbursement of agricultural and rural credit. It is worth mentioning that up to June 30, 2016, DBBL has disbursed Tk.2,331.10 million out of the target amount of Tk.2,300.00 million for the FY 2015-2016. As per guideline of Bangladesh Bank, DBBL is actively financing in crop, fisheries, poultry and livestock sectors within which crop sector occupies the majority portion.

A brief view of Agricultural performance of the Bank for last 02 (two) years is appended below:

(Amount in million BDT)

Sectors	Fresh disbursement in 2015	Fresh disbursement in 2016
1. Short Term Loan:		
a. Crops	1,744.37	1,788.50
b. Pisciculture	-	-
(i) Fishery (Shrimp)	94.06	155.23
(ii) Others	207.50	159.60
c. Crop Storage	48.53	1.95
d. Livestock	-	-
(i) Development	276.08	394.68
(ii) Ox/ Buffalo for ploughing	53.88	92.84
(iii) Poultry Firm	41.76	52.31
e. Poverty Alleviation	15.04	-
f. Others	98.82	16.51
Subtotal:	**2,580.04**	**2,661.62**
2. Term Loan:		
a. Irrigation Tools	132.80	209.26
b. Pisciculture	-	-
(i) Fishery (Shrimp)	-	-
(ii) Others	23.27	-
c. Agricultural Tools	18.05	3.65
d. Livestock	-	-
(i) Development	-	-
(ii) Ox/ Buffalo for ploughing	35.04	-
(iii) Poultry Firm	7.46	-
e. Poverty Alleviation	51.22	-
f. Others	61.09	79.07
Subtotal:	**328.93**	**291.98**
Grand total:	**2,908.97**	**2,953.60**

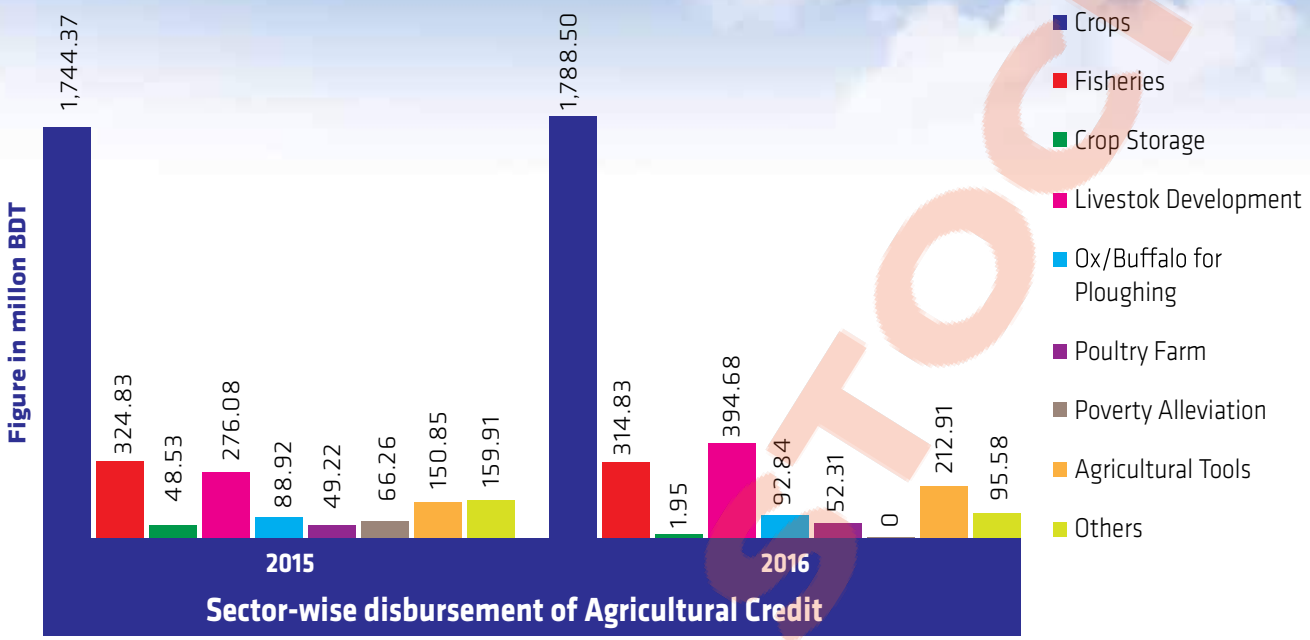

Agricultural Credit disbursement for the year 2015 & 2016

Strategies to Achieve the Target for the FY 2016-2017

In order to achieve the target for the FY 2016-2017, DBBL has adopted following measures:

- Branches have been assigned to find out suitable MFIs, who have good expertise in microfinance.
- For disbursement of agricultural and rural credit, we have given priority in 03 (three) core sectors (crops, fisheries and livestock) compared to other agricultural sectors.
- We finance through MFIs recognized by Microcredit Regulatory Authority on partnership basis.
- In light of Bangladesh Bank's Agricultural & Rural Credit Policy and Programme, Branches also work for procuring potential candidates, who are good primary producers in agriculture.
- We have strengthened capacity building to financing rural credit so that, the target as fixed by Bangladesh Bank could be achieved.
- We have instructed our branches located at districts head quarter/representing the district to attend at the meeting of District Agricultural Credit Committee as and when required.
- We have identified some branches in different divisions of the country as important agricultural hub and set target against the total target for the FY 2016-2017.
- We have instructed the Managers of DBBL Branches locating close to 111 extinct enclaves (obtained through exchange contract with India) in different areas of the country to disburse agricultural & rural credit according to Bangladesh Bank's policy to those areas.
- We are exploring the possibility of providing agricultural credit through Agent Banking of DBBL.


















AMAR STOCK



Any time
Anywhere

green banking


AMAR STOCK

GREEN BANKING
CURRENT SCENARIO



The concept of 'Green Banking' originates in modern banking approaches. The concept has actually been derived from ethical banking which seeks to mitigate the hazards of climate change due to global warming. Climate change has direct impact on biodiversity, agriculture, forestry, water resources and human health. Due to unusual weather pattern, rising greenhouse gas, declining air quality etc. society demands that businesses also take responsibility of safeguarding the planet. Green finance as a part of green banking can make great contribution to the transition to resource-efficient and low-carbon industries i.e. green industry and green economy in general.

Green banking is a component of the global initiative by a group of stakeholders to save the environment. The environment in Bangladesh is rapidly deteriorating. The key areas of environmental degradation are: air pollution; water pollution and scarcity; encroachment of rivers; improper disposal of industrial, medical and house-hold waste; deforestation; loss of open space, and loss of biodiversity. In addition, Bangladesh is one of the most climate-vulnerable countries. In line with global development and response to environmental degradation, the financial sector, as one of the key stakeholders in society, should play its due role.

DBBL, since its inception, has been maintaining leading position in Bangladesh to provide IT based banking services to its valued customers. DBBL provides online banking through its 165 Branches and a number of Agents, ATM/Fast Track, Mobile Banking viz. 'Rocket', Internet Banking, SMS Banking, Debit Card, Credit Card, Virtual card, E-payment and so on. Besides, DBBL has completed its process of full Centralization as per CRM Guideline of Bangladesh Bank.

DBBL's in-house Management are well aware regarding the DBBL Green Office Guide which includes among other, well known 3R activities viz. Reduce, Reuse & Recycle, economic use of office equipments (Computer, Laptop, Photocopier, AC, Light etc.) and efficient use of papers and inks by encouraging paperless electronic Banking.

Sustainable Finance Unit

In terms of Sustainable Finance Department of Bangladesh Bank vide circular No. 02 dated 01.12.2016 the Board of Director of DBBL in its meeting held on 27.12.2016 has approved formation of "Sustainable Finance Unit" under supervision of Head of Credit Risk Management Division and "Sustainable Finance Committee" with the membership of different divisional Heads of the Bank. The Board has also abolished existing Green Banking Cell of the Bank. Sustainable Finance Unit and Sustainable Finance Committee of DBBL will work under the guidelines of above circular of Bangladesh Bank.

In-house Green Management

DBBL, since its inception, has been maintaining a balanced initiative and supporting activity to contain things that may adversely affect environment and contribute to pollution. The 3R thumb rule drives us towards Reuse, Reduce and Recycle in our daily activities in order to arrest emissions from carbon footprint, a few of which mentioned below:

- Soft archival of customer documents for electronic access and retrieval is enabling us to reduce consumption of paper.
- Majority of internal memos, process notes and records are in electronic form.
- Customer communications are being done through emails, SMS or ATM display instead of letter communication (except for regulatory requirements).
- IP phone with video conferencing system has been introduced for telecommunication between the officials of the Bank.
- Solar energy has been used to power 50 ATM booths/Fast Tracks and 9 Branches (partially) in the country.

Fund Allocation for Climate change Risks

The Management allocated budget for Tk.5.00 million as Climate Risk Fund for help/rehabilitation of the affected people in the country due to natural disasters like flood, cyclone, drought etc. for climate change. DBBL has, however, donated Tk.7.50 million for rehabilitation of the flood affected peoples in the country during the year 2016 which is a part of CSR activity against climate change.

Taka 5,000,000

budget allocation as Climate Risk Fund for 2016.

Taka 7,500,000

donation to the victims of natural disasters in 2016 against the Climate Risk Fund.

Environmental and Social Management System (ESMS) in DBBL

DBBL, with the support of FMO, has established an internationally standard Environmental & Social Management System (ESMS) of its own by the technical assistance of a 3rd party consultant viz. F.I. Konsult s.r.o. from Czech Republic. As part of the capacity development program, DBBL has completed, among others, revision of its existing Green Banking policy along with internationally accepted exclusion list and launched Environmental & Social (E&S) Categorization Tool (Environmental Risk Rating) in excel based software as per ERM guidelines of Bangladesh Bank and internationally best practices. DBBL also includes 'procedure for managing environmental and social risks for commercial lending operations' in their credit manual. Environmental and Social due diligence is our key issue in approving credit proposals.





ETP project financed by DBBL

Fund Allocation for Capacity Building for Awareness Development

The Management has also allocated fund for Tk.5.00million as Capacity Building for awareness development and training of the officials of the Bank as well as awareness development among the consumers/ clients of the Bank in respect of sustainable development issue. DBBL is continuously making necessary training programs on regular basis for capacity building of its employees on these issues. This year we have trained a number of officials of the Bank on Environmental & Social Risk Management issues. DBBL officials also participated in different trainings, workshops and seminars on Sustainable/Green banking issue time to time as per invitations of different institutions.

Structural Reform

DBBL has completed its centralization process of Corporate Credit operation including Trade Service business. In this regard, DBBL's Trade Service operation, Credit Administration, Credit Marketing, Credit Monitoring, Credit Risk Management and Credit Approval process have gone under the umbrella of Centralization. Business mobilization, proposal processing, review, approval as well as documentation and disbursement are being made in a centralized manner. We are now keeping the client's security documents in the Central Vault. Every foreign trade related business such as opening of LC, negotiation of export documents etc. are being made through one platform. Now we can reduce paper consumption and avoid wasting valuable time in making decisions and approving credit proposals.



A partial view of CDM project financed by DBBL.

Finance made in environmentally complied industries

DBBL has continued financing a significant amount as Direct Green Finance like installation of Effluent Treatment Plant (ETP) from its own sources. So far, we have financed several projects like ETP, Solar, Automatic Brick Manufacturing industry such as Tunnel Kiln, Zig-Zag etc. We have already obtained refinance from Bangladesh Bank for financing ETP and Solar panel project. Some of the factories that we have financed maintain environmentally friendly procedures such as handling waste in a safe manner in hospital, hot water heat recovery system in Textile/RMG, converting non-compliance factory into environmentally complied factory as per observation of accord alliance and so on. Power generation projects financed by DBBL submitted their environmental monitoring compliance report to World Bank through Bangladesh Bank IPFF cell.

Financing 10 (Ten) Taka account holders

Bangladesh Bank has built a Revolving Refinance Fund of Tk.200.00 crore for the purpose of facilitating landless/ small/marginal/victim of natural disaster/low income group of the country having account of Tk.10 (Taka ten) only through extending credit facilities specifically in the income generating activities at easier terms and conditions. DBBL has completed the Participation Agreement with Bangladesh Bank in 2014 and made finance to different borrowers through MFI linkage. DBBL has so far obtained refinance from Bangladesh Bank against financing in favour of 187 individual clients of which 146 refinances are obtained in the year 2016. We have also obtained refinance from Bangladesh Bank against financing through 2 MFIs.



A partial view of an Auto Brick project using Tunnel Kiln Technology financed by DBBL.

Online Banking facilities

DBBL maintains the largest on-line banking network supported with state-of–the-art technological innovations and extensively using its on-line facilities which has meantime received an extreme recognition in the country. It has brought user-friendly technologies for the masses, offering variety of product supports at a minimum cost and fostering fastest customer services through its professional expertise. It has reduced cost burden, ensured speedy transactions, one point banking support and familiarizing clients with Internet supporting activities. The practice of electronic mail for internal communications has also been our regular practice.

Mobile Banking (ROCKET)

DBBL mobile banking is renamed as "ROCKET". It is the 2nd largest mobile banking system in Bangladesh. Mobile Banking facilities bring a huge number of unbanked people of the country under banking arrangement. It is in a true sense of paperless banking. Mobile Banking is a Banking process without bank branch which provides financial services such as cash-in, cash out, merchant payment, utility payment, salary disbursement, foreign remittance, government allowance disbursement, ATM



money withdrawal through mobile technology etc. all over the country at an affordable cost.

E-Payment Gateway facilities

DBBL is the first bank in Bangladesh to introduce e-payment gateway. Now it is easier to purchase online, pay utility bills, tution fee etc. without having an account and paper notes. By this electronic media we do not need





Solar panel project financed by DBBL

Annual Disclosure for the year ended 2016

Taka in million

Sl. No.	Item/Particulars	Beginning of the year	End of the year	Total in 2016	Remarks
1.	Direct & Indirect Green Finance	10,868.71	8,794.17	32,815.62	
2.	Utilization of Climate Risk Fund	-	7.50	7.50	Donation made for flood effected peoples in August 2016.
3.	Expense related with Marketing, Training & Capacity Building	0.12	-	0.17	-
4.	No. of Branches	155	10	165	
5.	Consumptions: Paper & Stationary: Water: Electricity Consumption: Fuel:	 30.76 1.62 57.54 12.38	 50.78 1.69 70.40 11.34		Consumption increased due to opening of 10 new branches in last quarter.
6.	ATM powered by Solar Energy	-	-	50 Nos.	
7.	Branches partially powered by Solar Energy	-	-	9 Nos.	
8.	Environmental Risk Rating	994 clients up to 2016			

In line with the core objectives of Bangladesh Bank, the Government and World Forum towards a better Earth and careful practices for safeguarding this beautiful planet for the future generations, DBBL always remains and will actively work with the people as best as it can.



partners of today
& tomorrow

social cause

AMAR STOCK


AMAR STOCK



Dutch-Bangla Bank donated Tk. 2 crore to the Prime Minister's Relief Fund for helping the distressed people of the country. Honorable Prime Minister Sheikh Hasina received the payment order of Tk. 2 crore from Mr. M. Sahabuddin Ahmed, Founder of Dutch-Bangla Bank & Chairman of Dutch-Bangla Bank Foundation at a ceremony held at Gono Bhaban, Sher-e-Bangla Nagar, Dhaka.


AMAR STOCK



Dutch-Bangla Bank donated Tk. 75 lac to the Prime Minister's Relief Fund for flood victims of the country. The flood displaced thousands of people from their homes and caused severe damage to crops across the country.

Honorable Prime Minister Sheikh Hasina received the payment order of Tk. 75 lac from Mr. M. Sahabuddin Ahmed, Founder of Dutch-Bangla Bank & Chairman of Dutch-Bangla Bank Foundation at a ceremony held at Gono Bhaban, Sher-e-Bangla Nagar, Dhaka.


AMAR STOCK



Honorable Prime Minister Sheikh Hasina receiving a sample of blanket from Mr. M. Sahabuddin Ahmed, Founder of Dutch-Bangla Bank & Chairman of Dutch-Bangla Bank Foundation. Dutch-Bangla Bank donated 1,00,000 pieces of blankets in December 08, 2016 at Prime Minister's Office, Tejgaon, Dhaka for distribution among the cold hit people of the country.

Dutch-Bangla Bank has been distributing blankets among the poor people particularly of the northern districts of the country for the last many years.


AMAR STOCK

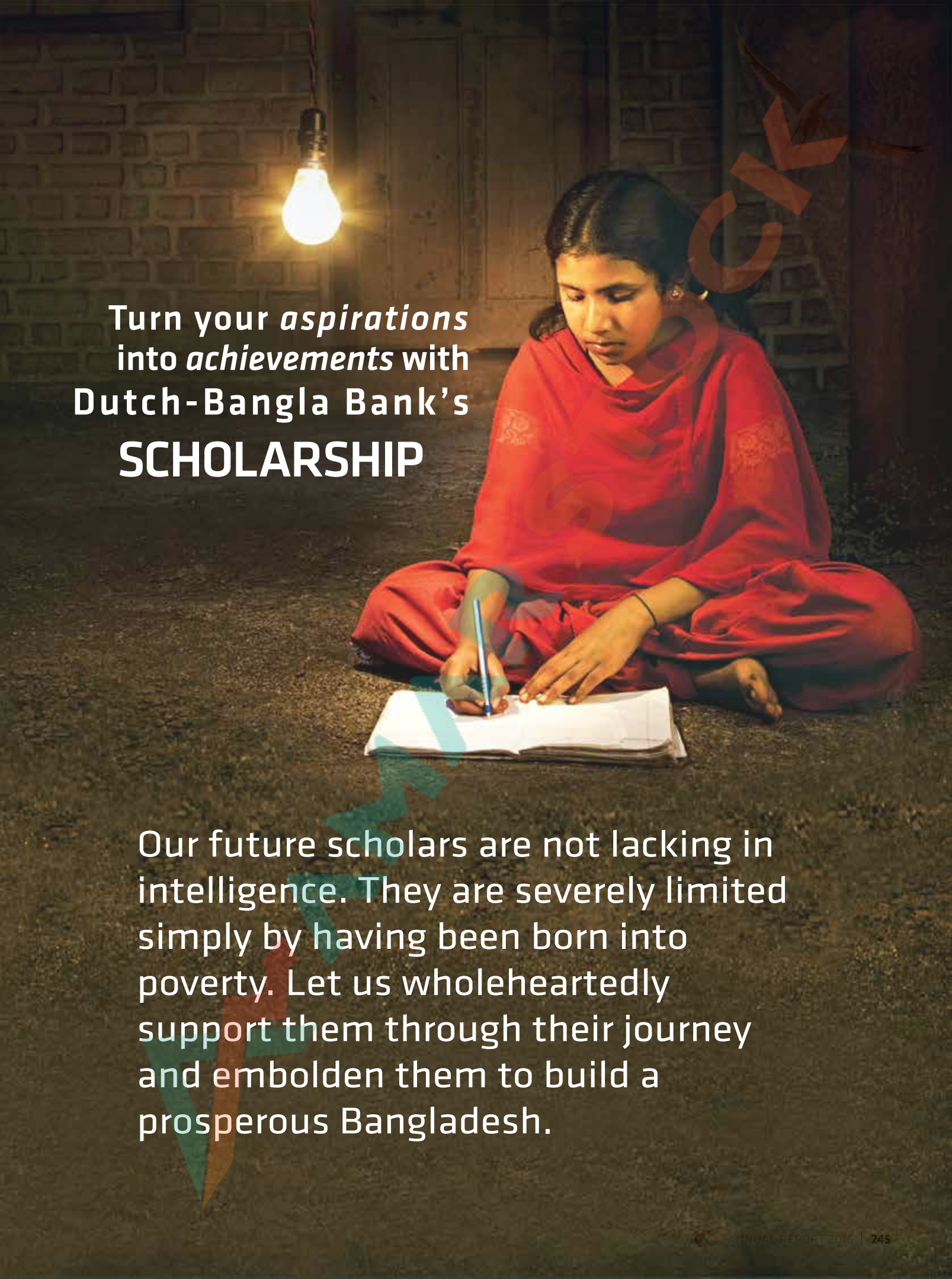
Turn your *aspirations* into *achievements* with Dutch-Bangla Bank's
SCHOLARSHIP
Our future scholars are not lacking in intelligence. They are severely limited simply by having been born into poverty. Let us wholeheartedly support them through their journey and embolden them to build a prosperous Bangladesh.



A full view of DBBL Scholarship Awarding Ceremony



SOCIAL CAUSE

Social Cause is something that is mutually beneficial, both for the organization in the sense of goodwill and interaction with the people and the community as far as economic emancipation is concerned. Dutch-Bangla Bank shows great discernment in its services from the inception of the Bank in 1996. With the largest IT platform in the banking industry, the Bank has epitomized the services and innovations including its commitment to the society through Corporate Social Responsibility (CSR) activities.

According to the World Business Council for Sustainable Development, "Corporate Social Responsibility is the continuing commitment by business to behave ethically and contribute to economic development while improving the quality of life of the workforce and their families as well as of the local community and society at large".

In DBBL, CSR is modified to the term of Social Cause in order to make its services more pro-active towards social needs and national development through ethical, legal and commercial conduct. DBBL has always aspired to the highest standards of conduct, recognizes its wider obligation to society and believes the intertwining relationship between social cause and sustainable success.

DBBL is not only a financial institution acting as an engine of growth for economic development in Bangladesh; but also a catalyst in societal progress. As an extension of this quintessential philosophy, the Bank has established Dutch-Bangla Bank Foundation which has been rendering services to various fields relentlessly covering the areas of education, health care, natural calamities as well as man-made disaster.

Conducting business in an ethical way, creating opportunities for business & economic growth, empowering people to fulfill their aspirations, ensuring protection of environment while financing businesses and supporting the distressed people of the society are at the heart of social cause policy of DBBL. DBBL since its inception in 1996 had adopted the policy of contributing to the social cause. It has been continuing its effort during the last 20 years as a pioneer in the banking sector and has become the leader much ahead of the other banks due to its cinematic tour de force.



DBBL dreams of a country free from hunger and a society free from vices. It is impossible without education. As such the bank places much importance on education. Meritorious students, particularly in rural areas are dropped every year because of financial constraint. But they could contribute to the nation building if they could have some financial assistance. Keeping this view in mind DBBL has been awarding scholarship to the meritorious students in need of financial aid since its beginning. Considering the number of such students is huge the Bank has planned to increase the scholarship number to an insurmountable level.

In addition to scholarship, DBBL's social cause initiatives includes - building of educational infrastructure, Smile brighter program for the underprivileged cleft lipped & cleft palate children, cataract operation program for the underprivileged blind people, healthcare support for helpless patients, financial support for developing medical infrastructures, communication infrastructures and many other social developments programs. Over the years, DBBL's various social cause obligations increases manifold and the initiatives taken in 2016 is explained sector-wise in the following pages:

1. Contribution to Education Sector

Education is necessary for the overall development of the country. Keeping this view in mind, Dutch-Bangla Bank has been giving top priority to promote the education sector. Awarding scholarship to meritorious students in need of financial aid, financial support for organizing the prestigious Ganit Olympiad, Physics Olympiad, helping development of educational infrastructural facilities, providing essential educational equipment etc. are some of the aspects included in the program.

CONTRIBUTION TO EDUCATION SECTOR IN 2016



GANIT & PHYSICS OLYMPIAD

INFRASTRUCTURAL DEVELOPMENT

SCHOLARSHIP

1.1. Scholarship Program

Dutch-Bangla Bank, under its social cause program, has been awarding the scholarships to the meritorious students in need of financial aid studying at different levels of education since its beginning. New scholarships were awarded every year along with renewal of existing awardees.

The Bank has given scholarships to the deserving students from huge applications following a set of criteria such as the applicant's academic results, financial capability, physical conditions etc. Around 90% of the total scholarships have been given to the rural students and 50% to the female students.

The scholarship awardees are provided with the following benefits:

Level of Study	Duration of scholarship	Amount of scholarship per month (Taka)	One time grant annually (Taka)		Total amount per year (Taka)
			For reading materials	For clothing	
H.S.C.	2 years	2,000.00	2,500.00	1,000.00	27,500.00
Graduation	3-5 years	2,500.00	5,000.00	1,000.00	36,000.00

Realizing the fact that every year many meritorious students, mostly in rural areas, are compelled to discontinue their study because of poverty, the bank has increased the number of scholarship substantially. Accordingly, **41,600 students** of HSC and graduation level were awarded scholarship under this program as detailed below:

Batch wise no. of Scholarship awardees

Batch	Passed S.S.C. (scholarship for HSC level)	Passed H.S.C. (scholarship for graduation level)	Total no. of awardees
2001 (Students of different batches of Dhaka University)	-	47	47
2002	-	50	50
2003	100	100	200
2004	126	126	252
2005	159	166	325
2006	156	198	354
2007	100	101	201
2008	100	100	200
2009	107	110	217
2010	3,021	1,883	4,904
2011	3,008	857	3,865
2012	4,015	2,030	6,045
2013	4,057	2,518	6,575
2014	5,050	4,100	9,150
2015	4,025	2,153	6,178
2016	3,037	-	3,037
Sub Total	**27,061**	**14,539**	**41,600**

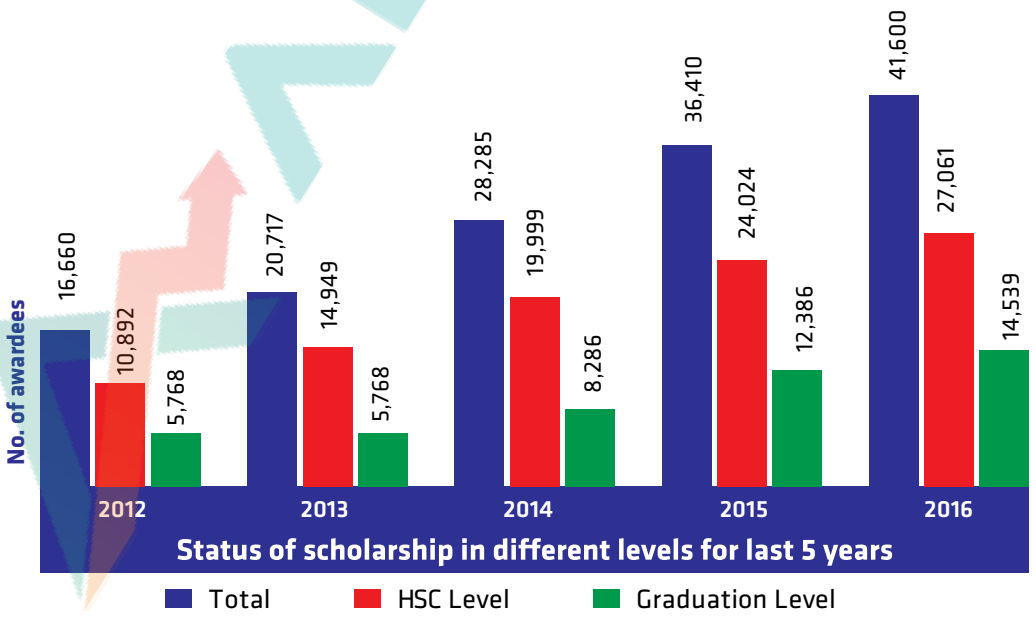

The scholarships of DBBL are available for the entire academic period for different levels of education like- H.S.C. and Graduation level.

i). H.S.C. level: After passing S.S.C. examination in the current year, the students, who have been studying at H.S.C. level are eligible to apply for scholarship. The scholarships are renewable for the entire academic period of H.S.C. level. Already 27,061 scholarships have been awarded in this level of which 3,037 new scholarships were awarded in the year 2016.

The scholarship awarding ceremony was held at Shaheed Surhawardy Indoor Stadium, Mirpur Circle-10, Dhaka on October 29, 2016 where DBBL awarded scholarship to 3,037 students who passed S.S.C./equivalent examination in 2016 and studying at H.S.C. level in different colleges of the country. Mr. Abul Maal Abdul Muhith, MP, Honorable Minister, Ministry of Finance, Government of the People's Republic of Bangladesh was present as Chief Guest.

of helping the meritorious and needy students of the country. He expected that all the corporate bodies of the country would come forward with such programs for the benefit of the society.

Mr. Anisul Huq, MP, Honorable Minister, Ministry of Law, Justice and Parliamentary Affairs, Government of the People's Republic of Bangladesh was present as the Special Guest in the scholarship awarding program.

Honorable Minister Mr. Anisul Huq lauded the role of DBBL in connection with philanthropic activities to stand by the distressed people of the country, adding that DBBL is also a pioneer in providing modern banking services to its clients. He congratulated the scholarship awardees and expected that they would dedicate themselves by achieving real education.

His Excellency, Mr. Benoît-Pierre Laramée, the High Commissioner of Canada to Bangladesh was also present as the Special Guest in the scholarship awarding program.



Guests are seen at the Scholarship Awarding Ceremony of S.S.C. 2016 batch.

Honorable Minister Mr. Abul Maal Abdul Muhith in his speech profusely lauded the scholarship program of Dutch-Bangla Bank and recalled other philanthropic activities of the Bank. He appreciated the DBBL's continuous humanitarian and welfare activities and termed this scholarship program as a unique example

While speaking on the occasion, His Excellency, Mr. Benoît-Pierre Laramée appreciated Dutch-Bangla Bank for its generous initiative to build the future of the underprivileged students which would go a long to the development of the human resources of the country. He congratulated the students who got DBBL's Scholarship.



An awardee (visually impaired) of S.S.C. 2016 Batch is seen expressing his feelings after getting DBBL scholarship.

While speaking, Mr. Sayem Ahmed, Honorable Chairman of the Board of Directors of DBBL also expressed his appreciation for being associated with these scholarship awardees.

The Chief Guest and Special Guests handed over the Scholarship Awarding Letters among the scholarship awardees.

ii). Graduation level: Every year DBBL awards new scholarships for the meritorious students in need of financial aid of this level along with the continuation of existing awardees. The students, who have been studying at graduation level after passing H.S.C. examination in the current year, are eligible to apply for scholarship of this level.

The scholarships are renewable for the entire academic period of graduation level. Already 14,539 scholarships have been awarded in this level of which 2,153 new scholarships were awarded in the year 2016.

The scholarship awarding ceremony was held at Shaheed Surhawardy Indoor Stadium, Mirpur Circle-10, Dhaka on April 02, 2016 where DBBL awarded scholarship to 2,153 students who passed H.S.C./equivalent examination in 2015 and studying at graduation level in different public universities and/or colleges of the country.

Mr. Abul Maal Abdul Muhith, MP, Honorable Minister, Ministry of Finance, Government of the People's Republic of Bangladesh was present as Chief Guest. Mr. Anisul Huq, MP, Honorable Minister, Ministry of Law, Justice and Parliamentary Affairs, Government of the People's Republic of Bangladesh and His Excellency, Mr. Benoît-Pierre Laramée, the High Commissioner of Canada to Bangladesh were present as the Special Guests. The Chief Guest and Special Guests handed over the Scholarship Awarding Letters to the recipients.



Guests are seen at the Scholarship Awarding Ceremony of H.S.C. 2015 batch.



A DBBL Scholar (Lecturer of a Govt. College) is seen expressing her feelings about the contribution of DBBL scholarship behind the success of her life.



A view of the Scholarship Awarding Ceremony of H.S.C. 2015 batch.

1.2. Donation for organizing Bangladesh Physics Olympiad

Physics is the mother of all sciences and the root of all concepts. Making Physics flourish will help science to develop beyond just textual studies. The Physics Olympiad will arouse interest regarding science in the minds of the new generation and draw them towards it, as well as encourage them to learn in-depth about this field of knowledge. Keeping this view in mind, Bangladesh Physics Olympiad Committee has been arranging Bangladesh Physics Olympiad for the last six years successfully. DBBL has been providing financial support for last 04(four) consecutive years at the rate of Tk.2,500,000/- in 2013, Tk.2,500,000/- in 2014, Tk.3,130,000/- in 2015 and Tk.3,500,000/- in 2016 for organizing Bangladesh Physics Olympiad along with participation in the International Physics Olympiad (IPhO).

The 6th Physics Olympiad was held in 2016 in 12 regions where 10,000 students participated in the program. It is a great success that a lot of students of Bangladesh have been attracted in Physics and Science through arranging Bangladesh Physics Olympiad. The National round of the Olympiad was held in 2 phases at Curzon Hall and Nabab Nawab Ali Chowdhury Senate Bhaban, University of Dhaka.

It is mentionable that the Bangladeshi participants achieved 01 Bronze medal and 01 "Honorable Mention Award" in the 47th International Physics Olympiad (IPhO) held at Zurich, Switzerland in July 2016. Apart from this, the contribution of DBBL as well as the achievement of



Flag hoisting ceremony of the National Round of Dutch-Bangla Bank – Bangladesh Physics Olympiad, organized by Bangladesh Physics Olympiad Committee at Curzon Hall, University of Dhaka.

Honorable Minister, Ministry of Science and Technology, Govt. of the People's Republic of Bangladesh, Architect Yeafesh Osman was present as chief guest, while Prof. A. A. M. S. Arefin Siddique, Vice Chancellor, University of Dhaka was present as special guest. Among others Mr. K.S. Tabrez, Managing Director of Dutch-Bangla Bank was also present in the ceremony.

the Bangladeshi participants in the International Physics Olympiad (IPhO) is increased remarkably which is summarized as under:

Year	Contribution of DBBL	Number of participants	Inland Olympiad held in	IPhO held in	Achievement of participants in the IPhO.
2013 (3rd Physics Olympiad)	Tk.2,500,000/-	4,000	7 regions	Denmark	01 Honorable mention award
2014 (4th Physics Olympiad)	Tk.2,500,000/-	6,000	10 regions	Kajaksthan	02 Honorable mention award
2015 (5th Physics Olympiad)	Tk.3,130,000/-	9,000	12 regions	Mumbai, India	01 Bronze medal & 01 Honorable mention award
2016 (6th Physics Olympiad)	Tk.3,500,000/-	10,000	12 regions	Zurich, Switzerland	01 Bronze medal & 02 Honorable mention awards

Considering the importance of this event, DBBL further committed to provide financial support of Tk. 3,500,000/- only to Bangladesh Physics Olympiad Committee for organizing the 7th Dutch-Bangla Bank -Bangladesh Physics Olympiad 2017 along with participation in the 48th International Physics Olympiad (IPhO) which will be held in Indonesia in 2017.

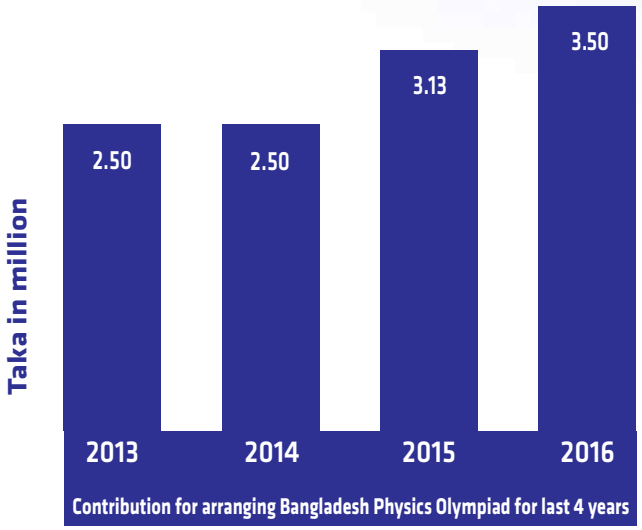

1.3. The Math Olympiad, Dutch-Bangla Bank - Prothom Alo Ganit Utsab

Ganit Utsab (Math Olympiad) has been introduced by the Bangladesh Mathematical Olympiad Committee with a view to remove the math-phobia as well as make Mathematics attractive among the school and college going students. This Olympiad has now become a prestigious event for the students all over the country. Since its beginning, Dutch-Bangla Bank has been providing financial support for organizing the prestigious Ganit Olympiad and continuing its support under the title of 'Dutch-Bangla Bank-Prothom Alo Ganit Utsab' for the last 13 (thirteen) years.

About 32,000 students from different schools and colleges of the country, participated in the Ganit Utsab held in 2016. The program was held in 24 different regions of the country like -Panchagarh, Rangpur, Lalmonirhat, Bogra, Khulna, Jessore, Chuadanga, Rajbari, Rajshahi, Pabna, Sunamgonj, Habigonj, Narsingdi, Jhalakathi, Barguna, Chandpur, Noakhali, Shariatpur, Mymensingh, Netrokona, Rangamati, Cox's Bazar, Chittagong and Dhaka.

For participating in the Olympiad the students are divided into the following 4 catagories:

SL.	Catagory	Eligible Students
1	Primary	For the students of Class-III to Class-V
2	Junior	For the students of Class-VI to Class-VIII
3	Secondary	For the students of Class-IX to Class-X
4	Higher Secondary	For the students of Class-XI to Class-XII

Among the participants of the above mentioned catagories, more than 1,350 students qualified for the national round of the program and participated in the 14th Bangladesh Ganit Olympiad held in Dhaka. Then ganit camp was arranged with the winners of the National Olympiad and finally a team of 06 (six) members were selected and they participated in the 57th International Mathematical Olympiad (IMO) held in Hongkong in July 2016.

It is mentionable that starting in 2004 Dutch-Bangla Bank-Prothom Alo Ganit Utsab has been engaged in developing the mathematical efficiency of the students as well as facilitating the participation in the International Mathematical Olympiad. This program has now become a prestigious event for the school and college going students of the country. The program is jointly organized by Bangladesh Mathematical Olympiad Committee, Dutch-Bangla Bank Limited and Daily Prothom Alo at regional, divisional and national level so as to bring out the latent potential of the future nation builders of the country. A team consisting of 6 to 8 members is selected for participating in the Asian Mathematical Olympiad, International Mathematical Olympiad (IMO) and so on held in different countries in each year.

DBBL has been providing financial support for organizing this prestigious Ganit Utsab. From 2004 to 2015 Tk.58,589,000/- (Taka fifty eight million five hundred eighty nine thousand) only was provided to organize the events. In 2016, DBBL provided Tk.7,500,000/- (Taka seven million five hundred thousand) only for arranging this program.

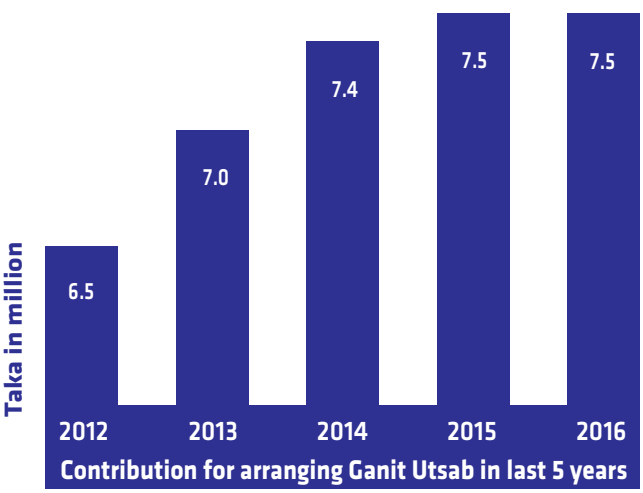



A moment of the opening ceremony of DBBL-Prothom alo Ganit Utsab-2016

The number of participants as well as contribution of Dutch-Bangla Bank for organizing this Ganit Utsab is increased consecutively from the year 2004 which can be summarized below:

Year	Contribution of DBBL (Taka)	Regional Program held in	No. of participants in regional program	No. of participants in National Program
2004	1,500,000/-	6 regions	9,000	360
2005	3,000,000/-	10 regions	12,000	600
2006	3,500,000/-	14 regions	15,000	840
2007	4,000,000/-	14 regions	15,000	840
2008	4,000,000/-	14 regions	15,000	840
2009	4,500,000/-	14 regions	15,000	900
2010	4,700,000/-	13 regions	16,000	840
2011	5,000,000/-	13 regions	18,000	840
2012	6,500,000/-	17 regions	22,000	856
2013	7,000,000/-	17 regions	22,000	838
2014	7,386,000/-	22 regions	25,000	1,055
2015	7,503,000/-	24 regions	30,000	1,281
2016	7,500,000/-	24 regions	32,000	1,350

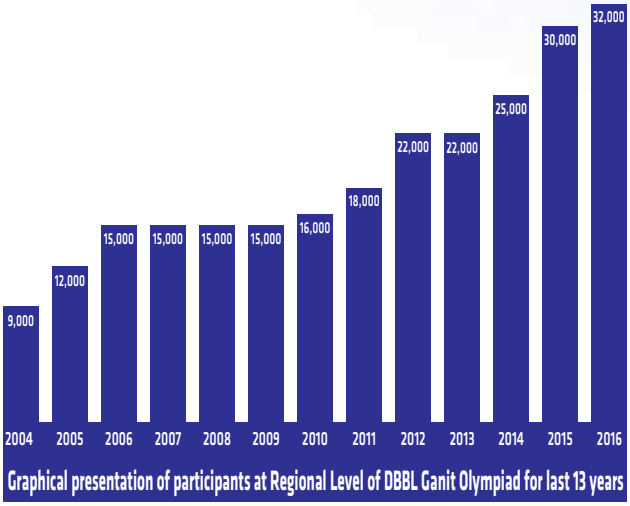

Graphical presentation of participants at Regional Level of DBBL Ganit Olympiad for last 13 years

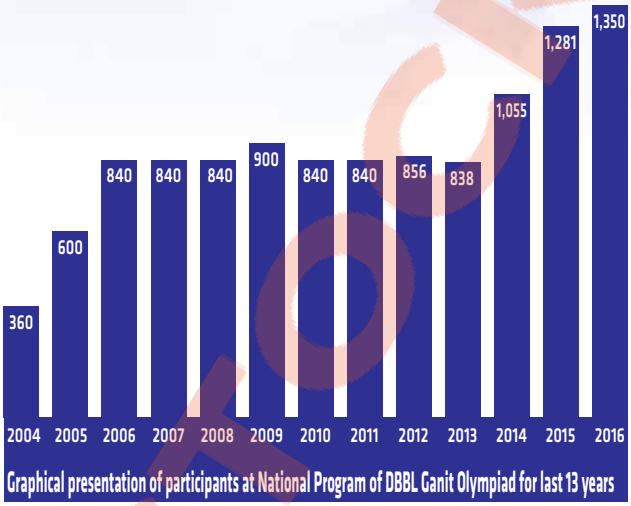

Graphical presentation of participants at National Program of DBBL Ganit Olympiad for last 13 years

Achievements of Bangladeshi Participants in International Mathematical Olympiad (IMO)

Bangladeshi students have been participating regularly in the IMO since the year 2005. The Bangladeshi participants proved their mathematical efficiency in the IMO and achieved a total of 04 Silver medals, 17 Bronze medals and 23 admirable recognitions. In continuation of this, the latest 57th IMO was held in Hong Kong in July 2016 where 06 Bangladeshi students participated the program. Among the 06 Bangladeshi students, 01 earned Silver medal & 03 earned Bronze medal and 02 earned admirable recognitions.

Statistical data of Bangladesh in IMO

Year	Country where IMO was held	No.of participating countries	No.of competitor from Bangladesh	Achievements of Bangladesh	Position of Bangladesh based on achievement
2005	Mexico	91	6	.....	85
2006	Slovenia	90	4	2 Admirable recognitions	80
2007	Vietnam	93	5	3 Admirable recognitions	80
2008	Spain	97	4	1 Admirable recognition	75
2009	Germany	104	6	2 Bronze medal & 3 admirable recognitions	58
2010	Kazakhstan	97	5	1 Bronze medal & 3 admirable recognitions	69
2011	Netherlands	101	6	1 Bronze medal & 1 admirable recognition	72
2012	Argentina	100	5	1 Silver medal, 2 Bronze medals & 2 admirable recognition	54
2013	Colombia	97	4	3 Bronze medals & 1 admirable recognition	61
2014	South Africa	106	6	1 Silver medal, 1 Bronze medal & 4 admirable recognitions	53
2015	Thailand	104	6	1 Silver medal, 4 Bronze medals & 1 admirable recognition	33
2016	Hongkong	109	6	1 Silver medal, 3 Bronze medals & 2 admirable recognitions	35

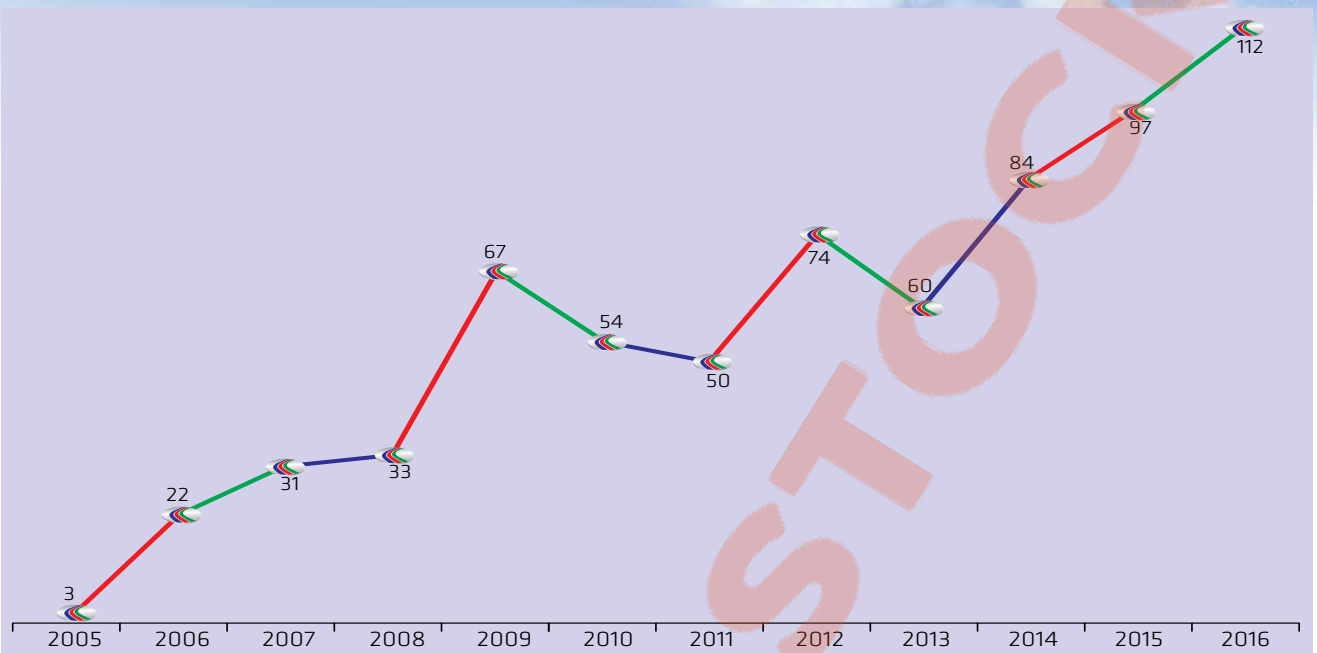

Obtained Marks of Bangladeshi student in IMO

1.4. Educational Infrastructural development

1.4.1. Donation to Narayanganj Bar Academy at Khanpur, Narayanganj for constructing its school building

Narayangonj Bar Academy is a Non-Govt.(under MPO), renowned and largest educational institution of Narayangonj city. It is a historical educational institution established in 1906. As informed, more than 1,500 students are now studying in this school. Its main academic building was built in 1965. The building has already passed 51 years and now becomes dilapidated which may be collapsed at any moment. So the students are always at risk to continue their regular classes. As such there is a dire need to construct a new building of the school after demolishing the old and ruined one.

It is mentionable here that as stated by the Headmaster, though the school is situated in the Narayangonj city, it is surrounded by some large slums. The students of this school are mostly from poor families of these surrounding slum



A partial view of the ongoing construction work of Narayangonj Bar Academy at Khanpur, Narayanganj

areas and their tuition fees are also nominal. There is no other income source of this school without these tuition fees. As such, it is not possible for the school authority to mobilize the huge fund for constructing the new building after demolishing the old and ruined one.

Considering the importance of this historical educational institution, DBBL provided an amount of Tk.22,000,000/- (Taka twenty two million) only as financial support for constructing the academic building (upto 2 floors, measuring approx. 5,000 sft. at each floor) of Narayangonj Bar Academy. The construction work of the academy is close to end and expected to open shortly.

1.4.2. Donation to Kabi Nazrul High School, Bimail, Singair, Manikgonj for meeting up the cost of constructing its academic building

Kabi Nazrul High School, Bimail is a Non-Govt. renowned educational institution established in 1970 at Bimail village of Singair upazila under Manikgonj District. As stated, more than 850 students of class-6 to class-10 under 3 groups like Science, Humanities and Business Studies are now studying in this school under the guidance of 21 teachers. The local students are getting great opportunity and especially the women education has been expanded from the school. The J.S.C. and S.S.C. result of this school is also very satisfactory.

Most of the students of this school are from poor families and the number of students is increasing every year. As a result they face difficulties due to lack of sufficient classrooms, laboratory, washrooms and library for the students. Besides, the existing infrastructures of this school have now become very old and ruined. So the students are always at risk to continue their regular classes. As such there is a dire need to construct a new building of the school after demolishing the old and ruined one.

It is mentionable here that as stated by the Headmaster, the school is situated in a remote area. The students of this school are mostly from poor families of these surrounding villages and their tuition fees are also nominal. There is no other income source of this school without these tuition fees. As such, it is not possible for the school authority to mobilize the huge fund for constructing the new building after demolishing the old and ruined one. In this connection, the Headmaster in favor of the Managing Committee of Kabi Nazrul High School, Bimail has requested Dutch-Bangla Bank for financial support for constructing the academic building of the school.

In response to the application of the Headmaster as well as considering the importance of the educational institution, the competent authority of DBBL provided financial support of Tk.11,000,000/- (Taka eleven million) only to Kabi Nazrul High School, Bimail, Singair, Manikgonj for meeting up the cost of constructing its



New building of Kabi Nazrul High School, Bimail, Singair, Manikgonj.

school building upto 2 floors (measuring approx. 2,964 sft. at each floor) and procuring furniture and educational equipment for the school. The construction work of the school has been completed and functioning smoothly.

1.4.3. Donation to EKMATTRA for establishing an academy for the underprivileged children

EKMATTRA is a non-profitable social development organization has been working to make a better future for underprivileged children since 2003. EKMATTRA has taken an initiative to establish a Children's Academy where the underprivileged children will have all the facilities that are very much essential for making their future. For this purpose EKMATTRA purchased a land of 3.5 acres at Gobrakura union of Haluaghat upazila under Mymensingh District. The organization requested DBBL for financial support to build an academy for the underprivileged children in this location.

The competent authority of DBBL approved a total donation of Tk.33,000,000/- (Taka thirty three million) only to EKMATTRA for establishing an academy named as 'EKMATTRA-Dutch-Bangla Bank Academy' at Gobrakura union of Haluaghat upazila under Mymensingh district where the underprivileged children will get shelter, food, cloths, basic education, practical training and all other necessary supports required to prepare them as resources instead of burden for the society. In this connection a Memorandum of Understanding (MOU) was signed between Dutch-Bangla Bank Foundation and EKMATTRA and it has been decided that the payment of donation should be made in phases. The organization has already received Tk.28,000,000/- (Taka twenty eight million) only in five (05) installments for construction works of the project.



A partial view of academic building (under construction) of EKMATTRA-Dutch-Bangla Bank academy at Haluaghat, Mymensingh



A partial view of academic building (under construction) of EKMATTRA-Dutch-Bangla Bank academy at Haluaghat, Mymensingh

The construction work was jointly inaugurated in August 2010 by Advocate Promod Mankin, the then Honorable State Minister of Cultural Affairs and Mr. Sayem Ahmed, Chairman of Dutch-Bangla Bank Limited. The construction work is going on in full-swing and expected to complete within the current year.

Among the above mentioned amount, Tk.5,000,000/- (Taka five million) only is given in 2016 to continue the construction works smoothly within the stipulated time.

1.4.4. Donation to Civic Bangladesh for constructing a school building at Bhangura upazila in Pabna District

Civic Bangladesh, a nonprofit development organization, has been working since 2005 to help governance performing equitably and effectively through civic education and engagement and improvement of lives. The organization has run a school named as 'Yunus MLA Memorial Shixmayton' popularly known as 'Shixmayton' in their rural development area of Bhangura upazila in Pabna district.

As stated, Shixmayton was originally founded in 1956 by Late Abu Md. Yunus Ali (MLA) with a view to educating women but the institution was destroyed in the late 1970s. Civic Bangladesh took an initiative to rebuild (with wooden structure tin shade) the institution in 2014 with renaming as 'Yunus MLA Memorial Shixmayton' to provide quality education for the disadvantaged and marginalized community children.



The underconstruction academic building of Shixmayaton School at Vangura, Pabna

Tragically, the school was devastated by a violent tornado that hit the area in May 2015 and left the children out of school. So there is a dire need to rebuild the institution. In this connection, Civic Bangladesh has taken initiative to reconstruct the institution. As part of this initiative they got a design/plan prepared by professional civil engineers, invited quotations from the local contractors for construction of the school building including classrooms, library, washrooms, water supply arrangement and provision for furniture and fixture. As informed, considering the lowest costing, the authority of Civic Bangladesh has selected a firm for constructing the said school building (measuring approx. 4,193 sft.) as specified against the design. But the organization has no sufficient fund to bear the cost of constructing the school.

Considering the importance of the matter DBBL provided an amount of Tk.3,500,000/- (Taka three million five hundred thousand) only as financial assistance to 'Civic Bangladesh' for constructing the school building named as 'Yunus MLA Memorial Shixmayton' at Bhangura upazila in Pabna district and help the underprivileged children return to their study. The construction work of the school is near to complete and expected to inaugurate soon.

1.4.5. Financial support to A. Mozid Academy-Grihogram, Magura for meeting up the cost of construction of its academic building

A. Mozid Academy was established in 1995 at Grihogram of Bogia union under sadar upazila of Magura district. Since inception, the school has been running smoothly with experienced teachers and efficient management as well as approval of the concerned authority. Its objective is providing basic modern education inspiring through the spirit of independence. As stated the result of this school is very satisfactory in all public and private examinations which make the institution reputed and praised to mass people of Magura district. More than 700 students of play group to class-10 has been studying in this school under the guidance of 20 teachers and the number of students is increasing day by day. In this circumstance, the school faces difficulty to maintain its class schedules smoothly. Sometimes the teachers have to take classes in open places due to lack of sufficient classrooms. As such there is a crying need to construct an academic building to provide education smoothly.

In this connection the school authority has planned to construct a new academic building considering the huge number of students and has already prepared a design through experts and estimated a total cost of Tk.5,703,867/- only for constructing the building. Mentionable that in spite of getting academic recognition, the school is yet to be listed under MPO and for this the school is not entitled to get any govt. fund. The Headmaster of the school has, therefore, requested Dutch-Bangla Bank for financial assistance to establish an academic building for providing education smoothly.



The underconstruction building of A.Mozid Academy-Grihogram, Magura

In response to the application of the Headmaster as well as considering the importance of the educational institution, the competent authority of DBBL committed to provide financial support of Tk.3,000,000/- (Taka three million) only to A. Mozid Academy- Grihogram, Magura for meeting up the cost of construction of its academic building. Among the committed amount, Tk.2,000,000/- has already been disbursed in 2016 in favour of the school authority to carry on the construction work. The construction work is going on in full swing and expected to complete soon.

1.4.6. Financial support to Ramu Cantt. English School, Cox's Bazar, for constructing a school building at Ramu

'Ramu Cantt. English School' is an institute established by Bangladesh Army with a view to provide quality education for every students in the community. The institute is established at the newly raised Ramu Cantonment in Cox's Bazar district where people are deprived of modern education. As such, Ramu Cantonment authority has planned to construct a 6 storied academic building (with approximately 11,000 sq. feet at each floor) having all modern facilities. As stated, 02 floors of the academic building with all accessories will be constructed at the first phase which requires a huge amount of fund. In this connection, the General Officer Commanding (GOC) of 10-Infantry Division of Ramu Cantonment, requested DBBL to provide financial support.

In this connection, the competent authority of DBBL provided financial support of Tk.5,000,000/- (Taka five million) only to Ramu Cantt. English School, Ramu Cantonment, Cox's Bazar for constructing its school building measuring 11,000 sq. feet (approx.) at each floor.

2. Contribution to Health Sector

Health is one of the prime parameters to indicate the development of a nation. The need for healthcare is increasing everyday due to rapid growth of population. Dutch-Bangla Bank has identified health care as a priority sector and helped create better health care facilities at a cheaper cost for the disadvantaged population. In this connection Dutch-Bangla Bank extended its support for the following programs in 2016:

CONTRIBUTION TO HEALTH SECTOR IN 2016

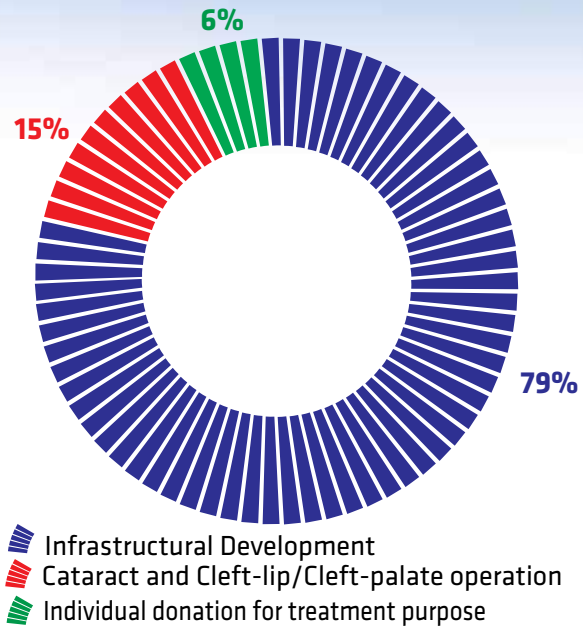

2.1. Contribution for Health infrastructure development

2.1.1. Donation to Faridpur Diabetic Association

Faridpur Diabetic Association, a non-profit voluntary socio-medical service organization was established in 1983 to serve the distressed humanity who has been suffering from the curse of non-curable disease of diabetes-mellitus. It obtained the affiliation of Diabetic Association of Bangladesh in 1985 and started its journey with an out-patient clinic in 1985 and 400 bed Multi-disciplinary Hospital, Nursing Institute and Medical College. In recognition of the service, International Diabetic Federation (IDF) was pleased to accord full membership in 2009. Faridpur Diabetic Association is the 2nd IDF member after Diabetic Association of Bangladesh. Faridpur Diabetic Association provides healthcare services including rehabilitation for all diabetic patients irrespective of gender-economic and social status. It runs the following institutions-

a) 400 - bed Faridpur Diabetic Hospital (Multi disciplined).

b) Diabetic Association Nursing Institute.

c) Diabetic Association Medical College.

As stated, the hospital has been providing services to both diabetic & non-diabetic outdoor patients those are around 1,500 per day on an average. Bed occupancy is around seventy percent (70%) and thirty percent (30%) poor patients are treated free of cost. It provides free insulin to all registered diabetic patients upto the age of 22 years. Besides, insulin is provided free or subsidized rate to the poor patients through social welfare scheme of BIRDEM and from its own source. In the last year as many as 5,15,447 patients attended Faridpur Diabetic Hospital of which 4,42,006 in outdoor and 73,441 in indoor departments. It is to be mentioned that out of the total patients 1,16,454 are diabetic and 3,98,993 are non-diabetic.

The existing total floor space of the medical college & hospital is about 2,34,000 sq. feet. But they are not in a position to cope-up with the demand of ever increasing number of patients and other institutional requirements. The foundation of the building is 16 storied one. The construction up to 5th floor of the building was completed under Government grant. 6th to 9th floor was completed from their own fund. The remaining 11th to 15th floor mainly civil structure except other facilities are required to be completed, if fund to the tune of Tk. 10.00 crore could be arranged.

In these circumstances, the General Secretary of Faridpur Diabetic Association requested DBBL for providing financial assistance to construct the 11th to 15th floors of the hospital building and to purchase 13 numbers of Haemodialysis machines to create a separate Haemodialysis unit.

DBBL granted their appeal and decided to provide a donation of Tk.100,000,000/- (Taka one hundred million) only to Faridpur Diabetic Association for meeting up the expansion cost of 5 (five) floors (11th to 15th) of the Medical College & Hospital Building located at Jhiltuly, Faridpur. In this connection an MOU was signed between Dutch-Bangla Bank and Faridpur Diabetic Association to disburse the fund in phases subject to the progress of the construction work. It is mentionable that an amount of Tk. 70,000,000/- has already been disbursed upto the year 2016 and the construction work is going on in full swing.

Besides these, Dutch-Bangla Bank provided 13 numbers of German-made Fresenius Brand (Model # 4008S) Haemodialysis machines to Faridpur Diabetic Association Medical College Hospital for creating a separate Haemodialysis Unit to serve the dialysis patients affected by kidney disease. The said Haemodialysis machines have already been installed and the Haemodialysis Unit is functioning properly to serve the patients.



Dutch-Bangla Bank Haemodialysis Unit at Faridpur Diabetic Association Medical College Hospital (inside view)





Construction work of 5 floors (11th to 15th floor) of the Diabetic Association Medical College Hospital building at Jhiltuly, Faridpur is going on in full swing. Picture showing the recent progress of the construction work.

2.1.2. Donation to SHEBA Health Center

SHEBA Health Center, a benevolent medical service provider, is located in BAF Ghati Bangabandhu at Kurmitola in Dhaka Cantonment. It is run under the supervision of Bangladesh Air Force Women Welfare Association (BAFWWA). It has been providing treatment facilities for the non-entitled class-IV personnel like Aya, Dai, Sweeper, Guard, Conservancy labor, Anti-malaria workers etc. of BAF since June 2013.

As a non-political, non-govt. and welfare organization, SHEBA Health Center is run with the help of donations from different sources. Besides, in this early stage the organization requires huge amount of fund to continue it's services smoothly. In this connection, the authority of SHEBA Health Center requested Dutch-Bangla Bank for donation of an amount of Taka 150,000/- per month. Considering the situation, DBBL has been donating Tk.100,000/- (Taka one hundred thousand) only on monthly basis for a period of 03 years effective from May 2014 to SHEBA Health Center for continuing its treatment facilities to the non-entitled class-iv personnel of BAF. In this continuation DBBL provided Tk.1,200,000/- (Taka one million two hundred thousand) only in 2016 to SHEBA Health Center.

2.2. Smile-Brighter program

'Smile-Brighter' program is an initiative taken by DBBL to bring back smile on the face of the boys and girls with cleft-lip and cleft-palate through plastic surgery at free of cost. DBBL contributed Tk.55,940,000/- for cleft-lip and cleft-palate operation under 'Smile-Brighter' program since 2003.

Boys and girls cursed with cleft-lips face numerous problems in everyday life such as disruption of formal education, hassle in attending social ceremonies and restraint while getting married. They live in our society with no destiny, shattered hope and gloomy future. In our country, poor cleft patients have very little access to the plastic surgery. Most of the patients receive no treatment at all.



Photograph of a cleft-lip baby before operation



Photograph of a cleft-lip baby after operation

Considering the sufferings of the cleft lipped boys & girls, Dutch-Bangla Bank has taken an initiative to bring back smile on the face of the boys and girls with cleft-lips through plastic surgery at free of cost across the country under the banner "Smile Brighter" in 2003. This is a continuous program aiming at performing as much operation as possible per year.

DBBL's efforts towards the cleft-lipped and cleft-palate patients

In the year of 2016 several cleft-lip and cleft-palate operation camps were arranged in different parts of Bangladesh like- Lalmonirhat, Satkhira, Sunamganj, Brahmanbaria, Dhaka and Gazipur. During 2003 to 2016 more than 5,852 poor cleft-lipped boys & girls have been successfully operated upon across the country under the Bank's "Smile Brighter" program. Among which 307 operations were done in the year 2016.

Total number of cleft-lip and cleft-palate operation and expenditure since 2003

Period	Total no. of operation	Total expenditure (Taka in million)
2003-2016	5,852	55.94

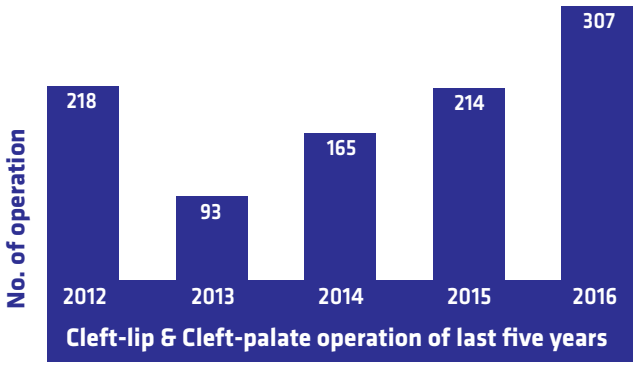



A view of a Cleft-lip and Cleft-palate operation camp organized by DBBL at Kapasia, Gazipur.

2.3. Cataract operation for underprivileged blind people

Visual impairment is an immense social problem in our country. Cataract is the major cause of blindness and 80% of them can resume vision through cataract operation. A large number of rural poor people are deprived of the opportunity to do away with the problem. Keeping their sufferings in mind, Dutch-Bangla Bank Foundation started the program of operating 12,000 underprivileged blind people by providing sophisticated cataract surgery (Intra Ocular Lens) throughout the country in phases since 2008.

Several Camps were arranged under this program in Dhaka, Mymensingh, Rangpur, Lalmonirhat, Hobiganj, Sylhet, Magura, Khulna, Cox's Bazar, Laxmipur, Chandpur, Noakhali, Narayanganj and Kushtia districts. About 10,005 cataract operations have so far been completed successfully among which 1,900 operations were done in 2016.

Total number of cataract operation and expenditure since 2008

Period	Total no. of operation	Total expenditure (Taka in million)
2008-2016	10,005	23.46

Statistics of Cataract operation of last five years

Year	No. of operation	Expenditure (Taka in million)
2012	1,200	2.88
2013	1,500	3.60
2014	1,500	3.60
2015	1,600	3.84
2016	1,900	4.56

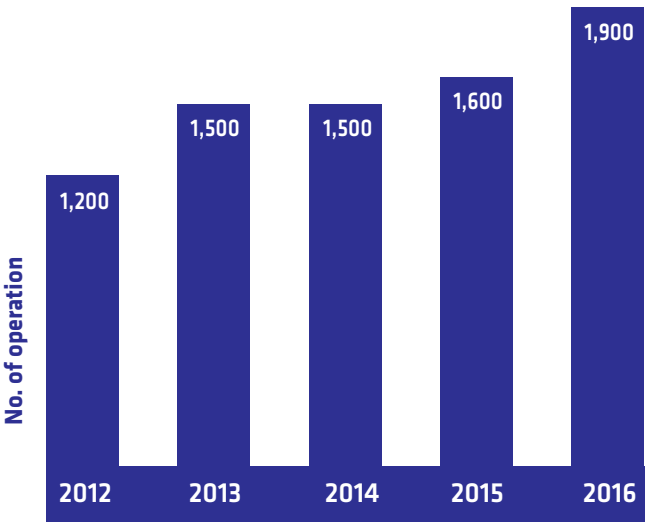

Graphical presentation of cataract operation of last five years



As a part of social cause activities to serve the distress humanity, Dutch-Bangla Bank arrange Cataract Operation camps (IOL) at free of cost for the poor blind patients round the year at different locations of the country.

2.4. Support for medical treatment

DBBL provide one time financial assistance to those who have been suffering from diseases for long time and are not able to bear the treatment cost. In the year 2016 a total amount of Tk. 3,520,000/- was made as financial assistance to different helpless persons to meet the cost of their treatment.

3. Contribution in Disaster Management

Dutch-Bangla Bank Limited (DBBL) stands by the distressed people at the time when natural calamities occur. DBBL provides support to the affected people in cash and kind for their rehabilitation after the natural calamities like cyclone, flood, tornado, landslide, river erosion, devastating fire etc. The donation in kind includes food, medicine, water purifying tablets, blankets, GCI sheets etc. Some of the contributions of DBBL in this sector in 2016 are mentioned below:

3.1. Donation of blankets to the cold affected people of the country

The people of Bangladesh usually suffer in the chilling cold sweeps through many districts of the country every year. Poor people particularly in the northern region of the country become the worst sufferers in the chilling cold as they can not buy warm clothes due to financial hardships. As in the past this year also Dutch-Bangla Bank has come forward to stand by the cold-hit people of the country for distribution of blankets among the poor.

Dutch-Bangla Bank has been distributing blankets among the poor people of the country for the last many years. In this connection DBBL donated total 1,50,000 (one lac fifty thousand) blankets in the year 2016.

Continuing with its yearly tradition, Dutch-Bangla Bank has donated 1,00,000 (one lac) blankets to the Prime Minister's Relief Fund to address the misery of the poor and floating people, who are the worst sufferers in the chilling cold sweeping through many districts of the country. In this connection, Mr. M Sahabuddin Ahmed, Honorable Founder of Dutch-Bangla Bank handed over a sample of blanket to the Honorable Prime Minister Sheikh Hasina on December 08, 2016 at Prime Minister's Office, Tejgaon, Dhaka.

The Honorable Prime Minister lauded the role of Dutch-Bangla Bank for extending its helping hands to mitigate the sufferings of the fellow countrymen and added that this donation is very timely and would inspire others to stand by the side of the cold-hit people of the country.

Dutch-Bangla Bank also donated 10,000 blankets to Bangladesh Bank for distribution among the cold hit poor people living in the remote area to reduce their sufferings. Besides, the rest blankets were distributed to the cold affected poor people of different district of the country.

3.2. Donation to 'Prime Minister's Relief Fund' to meet up emergency need for the distressed people of the country

DBBL donated Tk.20,000,000/- (Taka twenty million) only to 'Prime Minister's Relief Fund' to meet up emergency need for the distressed people of the country. In this connection, Mr. M Sahabuddin Ahmed, Honorable Founder of Dutch-Bangla Bank handed over the cheque of donation to the Honorable Prime Minister Sheikh Hasina on June 27, 2016 at her Gonobabhan residence, Dhaka.

3.3. Donation to 'Prime Minister's Relief Fund' for helping the Flood Affected distressed people of the country

DBBL donated Tk.7,500,000/- (Taka seven million five hundred thousand) only to 'Prime Minister's Relief Fund' to mitigate the sufferings of the flood-hit people and meet up the urgent need of crisis for flood affected people across the country. In this connection, Mr. M Sahabuddin Ahmed, Honorable Founder of Dutch-Bangla Bank handed over the cheque of donation to the Honorable Prime Minister Sheikh Hasina on August 07, 2016 at her Gonobabhan residence, Dhaka.

4. Contribution to Social Development

4.1. Donation to Anjuman Mufidul Islam

Anjuman Mufidul Islam (AMI) started its humble journey in 1905 in Calcutta, sponsored by a noble philanthropist named Mr. Seth Ibrahim Mohammad Dupley. Under the great leadership of Nawab Sir Samiullah, A. K. Fazlul Huq and H. S. Suhrawardi, who were the President of Anjuman, it steadily grew into a highly respected and successful public institution. For more than 108 glorious years now, Anjuman has been serving the deprived humanity with a high degree of trust, dedication and distinction. Except the burial service (Dafon Sheba) all other services of Anjuman including free ambulance service, free medical service, relief program, poverty eradication program, orphanage program are available to all the poor people irrespective of faith, caste and creed.

Anjuman is almost entirely dependent on private charity (Zakat & Sadaqa) as its source of income. To create an additional source of income, in view of providing the utmost services to the distressed humanity, Anjuman has taken up a landmark project to build a state of the art high-rise commercial building containing 15 floors (10,000 sft per floor), 3 basements, 1,84,000 sft area on its own land at 42, Anjuman Mufidul Islam Road, Kakrail, Dhaka.

In order to complete the construction works of the proposed complex, Anjuman needs to mobilize a huge amount of fund from the donors. In this circumstance, the President of Anjuman Mufidul Islam, requested DBBL for providing financial assistance to construct the imposing building. After discussion with the authority of Anjuman Mufidul Islam and reviewing the project proposal, DBBL committed to make financial support/donation of Tk.60,000,000/- in phases to 'Anjuman Mufidul Islam' for meeting up the cost of construction of 3 floors (Ground, 1st and 2nd floor) of the Anjuman Mufidul Islam building subject to progress of the construction work.

Among the committed amount, Tk.20,000,000/- (Taka twenty million) only has already been disbursed in 2016 in favour of Anjuman Mufidul Islam to carry on the construction work. The construction work is going on in full swing.



Dutch-Bangla Bank commited to make financial support /donation of Tk. 60.00 million in phases to Anjuman Mufidul Islam, a charitable organization for constructing a state-of-the-art high-rise commercial building containing 15 floors (measuring 10,000 sft at each floor) on its own land at 42, Anjuman Mufidul Islam Road, Kakrail, Dhaka. As a part of this, Mr. Sayem Ahmed, Chairman of Dutch-Bangla Bank handed over a payment order amounting to Tk. 20.00 million to Mr. Mufleh R. Osmany, Trustee of Anjuman Mufidul Islam.

4.2. Donation for construction of a Bridge (with approach road at both sides) over Bizana Gang river on Kashba-Kuti road, Brahmanbaria

Kashba to Kuti is an important road which connects Brahmanbaria (Sarail) district with Comilla (Moynamoti). Total length of this road is 10.00 km. Kashba Railway station is very adjacent to this road. Many light and heavy vehicles move through this road daily. A river named as Bizna Gang divides the road into two parts. Over the Bizna Gang there is a 44 meters long Baily Bridge which connects the two parts of the road. But due to excessive use for a long time, the existing Baily Bridge has lost its temperaments. Different parts of the bridge have lost its capacity and become useless. Reconstruction work of the Baily Bridge has been done several times to keep the bridge functioning but due to excessive use it was not so useful. As a result vehicle movement through this bridge has become slow and very often accidents are being occurred as well as heavy traffic congestion at starting and closing time of schools, colleges, offices etc. are found regularly. Communication through this road has become hazardous and time consuming. More than 15,000 inhabitants of 9 Wards and 22 Mahallas of Kashba town are facing untold sufferings, especially those who are to carry daily necessities to and from hatbazar, go to Thana sadar, and communicate with the railway station everyday and to go schools.

DBBL amply moved after going through the sufferings of the inhabitants of the locality as well as importance of the bridge. From the urge of its social commitment and social value of the project, DBBL agreed to provide financial assistance of Tk.49,725,000/- (Taka forty nine million seven hundred twenty five thousand) only inclusive of applicable VAT and AIT for constructing a bridge over Bizna Gang river on Kashba- Kuti Road under Brahmanbaria Road Division, Brahmanbaria through the joint venture of Total Design Consultant Limited (TDCL) & M/S Jewel Electronic (JE).

It is mentionable that the Roads and Highways Division of the Ministry of Road Transport and Bridges has given its clearance to construct the bridge through a reputed engineering firm with financial assistance of DBBL. The construction work of the bridge was inaugurated on October 28, 2014. Already an amount of Tk.42,700,000/- only out of the committed amount was paid till now and the construction work has almost completed.



Photograph of Kashba Bridge

Though the construction work of the bridge is completed, the bituminous carpeting work of the approach road at both sides of the bridge is yet to start and it is understood that more time is required to start the bituminous carpeting work of the approach road by Roads and Highways Division of the Ministry of Road Transport and Bridges. As such the facility of the bridge will not be utilized without execution of the bituminous carpeting of the approach road. To improve the communication system as well as public interest, it is required to execute the bituminous carpeting work of the approach road at both sides of the bridge immediately.

Considering the above, the competent authority of DBBL has provided financial support of Tk.7,735,000/- only including of applicable VAT and AIT for execution of bituminous carpeting work of the approach road at both sides of the bridge. Among which Tk.5,500,000/- only was paid during the year 2016.

4.3. Donation for constructing a 5-storied Mosque Complex at Mirpur DOHS, Dhaka

The authority of Army HQs, QMG Section, Directorate of M&Q, Dhaka Cantonment, Dhaka have informed that there is no mosque in Mirpur DOHS for performing prayers by the members of Armed Forces, high Govt. officers/ retired officers and their family members. They have also informed that they have taken the initiative to construct a 5-storied Mosque complex having modern facilities in Mirpur DOHS area. The approximate construction cost of the Mosque has been estimated at Tk.20,000,000/- only. In this connection, they have requested DBBL for providing financial assistance to construct the said Mosque.

Mentionable that DBBL since its inception has been rendering philanthropic services for the society. As the part of social causes, the Bank has already achieved laurels from various corners of the society. Considering the importance of the proposal the competent authority of DBBL has approved financial assistance of Tk.20,000,000/- (Taka twenty million) only to Army Head Quarters, Directorate of M&Q, Dhaka Cantonment, Dhaka for constructing the Mosque atMirpur DOHS. The financial assistance was made in phases as and when required with the progression of the construction work of this said Mosque.

The mosque has already been inaugurated on March 26, 2016 at the time of Juma Prayer in presence of a large number of devotees but some construction and finishing work is yet to be completed. In this regards DBBL provided Tk.5,000,000/- only to complete the rest construction work of the Mosque at Mirpur DOHS area.

4.4. Financial support to Dhaka Metropolitan Police (DMP) for meeting up the construction cost of 2nd floor measuring about 5,200 sft. of the Modern Building of newly formed Counter Terrorism Unit of DMP

Counter Terrorism Unit has been formed under DMP for control and restrict the militancy, fundamentalism and different special crimes. A new modern building is being constructed at Minto Road, Dhaka for the accommodation of this unit. As per the estimation of the engineers, about Tk.20,000,000/- (Taka twenty million) only will be required for each floor. In this connection, they have requested DBBL to provide financial support for meeting up the construction cost of a floor of the proposed building of the Counter Terrorism Unit of DMP at Minto Road, Dhaka.

Considering the importance of the issue DBBL provided financial support Tk.20,000,000/- (Taka twenty million) only to Dhaka Metropolitan Police for meeting up the construction cost of 2nd floor measuring about 5,200 sft. of the Modern Building of Counter Terrorism Unit of DMP.

4.5. Donation to Dhaka Metropolitan Police for meeting up the construction cost of a Modern Multipurpose Shed at Rajarbag Police Lines, Dhaka

The Commissioner of Dhaka Metropolitan Police (DMP) informed that there is no wide hall room at Rajarbagh Police Lines under Dhaka Metropolitan Police to organize various programs such as, meetings, seminars and workshops, addressing to the force by the Hon'ble Home Minister and Hon'ble IGP, important meetings on law and order situation, social welfare activities of the force etc. He also informed that they have undertaken a project to construct a Modern Multipurpose Shed at Rajarbag Police Lines, Dhaka and the construction work of the shed has already been started. As per their estimation, Tk.6,500,000/- only is required for the construction work. In this connection, he has requested DBBL to provide financial support of Tk.6,500,000/- only for the said purpose.

Considering the importance of the proposal the competent authority of DBBL has approved financial support of Tk.6,500,000/- (Taka six million five hundred thousand) only to Dhaka Metropolitan Police Head Quarters for meeting up the construction cost of a Modern Multipurpose Shed at Rajarbag Police Lines, Dhaka. The shed was inaugurated on 1st February, 2016.



Mr. Md. Asaduzzaman Mia,bpm,ppm, Commissioner of DMP is seen inaugurating the multipurpose shed at a simple ceremony held on 1st February, 2016 at Rajarbag Police Lines, Dhaka.

5. Contribution to environmental beautification

Dutch-Bangla Bank constructed a monument in the crossing of Hotel Ruposhi Bangla and State Guest's House Jamuna. DBBL is also engaged in beautification of the road islands and footpaths from Kakrail Crossing to Hotel Ropashi Bangla Crossing of Dhaka metro as a part of city beautification project. Taka 589,800/- (Taka five hundred eighty nine thousand and eight hundred) only was spent in last year for maintenance of the monument and fountain.



DBBL monument and fountain in the crossing of Hotel Ruposhi Bangla and State Guest's House Jamuna.

6. Contribution for creating awareness on different social issues

DBBL has been engaged in creating awareness through electronic and print media since long on different social issues like – Hope and love make us lovely, Willpower is enough to do a good job, Good behavior with mentally retarded persons- a moral duty, Human for humanity, Drug addiction- a menace to destroy life, Plant tree- save environment etc.

The short dramas focusing on above social issues are telecast on several electronic media for creating awareness among the mass people. Considering this Dutch-Bangla Bank contributed Tk.5,990,000/- only in 2016. Some of the initiatives of DBBL regarding creation of awareness are enumerated here under:

১. মানুষ বাঁচে আশায়, দেশ বাঁচে ভালোবাসায়:





মানুষ জীবনের প্রতিটি ক্ষেত্রেই আশার উপর ভর করে চলে। এসব আশার কয়টিই বা পূর্ণ হয়। একটি স্বপ্ন ভেঙ্গে গেলে আরেকটি স্বপ্নের বুনন হয়। এভাবেই ভাঙ্গাগড়ার খেলায় চলে মানুষের জীবন। আর এর মাঝেই মানুষের ভেতর জন্ম নেয় একের প্রতি অন্যের শ্রদ্ধা, ভালোবাসা, দায়িত্ববোধ ইত্যাদি। তাই মানুষের কল্যাণে এগিয়ে আসে মানুষ। এভাবে বেঁচে থাকে একটি সমাজ, একটি দেশ। মানুষের মধ্যে এসব নৈতিকতা, মূল্যবোধ ও দেশপ্রেম জাগ্রত করার লক্ষ্যে ডাচ্-বাংলা ব্যাংক বিভিন্ন ইলেকট্রনিক মিডিয়া, প্রিন্ট মিডিয়া ও গুরুত্বপূর্ণ স্থানে বিল বোর্ড স্থাপনের মাধ্যমে প্রচার করে আসছে ***'মানুষ বাঁচে আশায়, দেশ বাঁচে ভালোবাসায়'।***

২. ভালো কাজ করার জন্য পূর্বপরিকল্পনার প্রয়োজন পড়েনা, ইচ্ছাই যথেষ্ট:



বনের গাছ কেটে ফেলা, নির্বিচারে পাখি শিকার কিংবা বনের পাখিকে খাঁচায় বন্দী করে রাখা ইত্যাদি মন্দ কাজ করে মানুষ তার বসবাসযোগ্য পরিবেশের ভারসাম্যটাই নষ্ট করে চলেছে। এইসব মন্দ কাজ করতে গিয়ে কত পূর্ব পরিকল্পনার প্রয়োজন হয়। অথচ আমরা ইচ্ছা করলেই বনের পাখিটিকে খাঁচা থেকে মুক্ত করতে পারি। এসব ভালো কাজের জন্য পূর্ব পরিকল্পনার প্রয়োজন হয়না, ইচ্ছাই যথেষ্ট। এই সচেতনতা সৃষ্টির লক্ষ্যে ডাচ-বাংলা ব্যাংক বিভিন্ন ইলেকট্রনিক মিডিয়া, প্রিন্ট মিডিয়া ও গুরুত্বপূর্ণ স্থানে বিল বোর্ড স্থাপনের মাধ্যমে প্রচার করে আসছে ***'ভালো কাজের জন্য পূর্ব পরিকল্পনার প্রয়োজন হয়না, ইচ্ছাই যথেষ্ট'।***

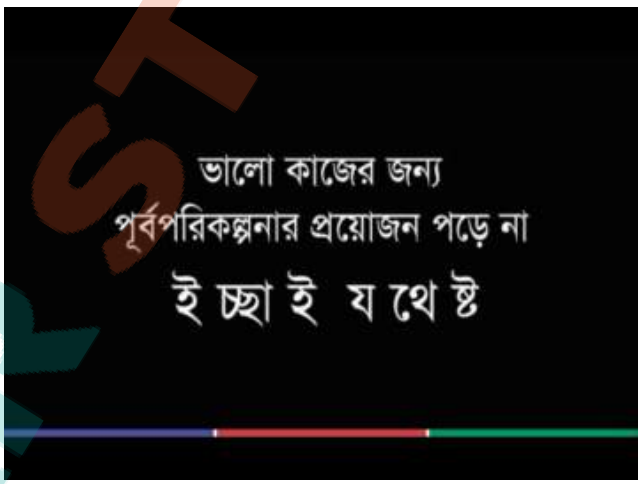

৩. থাকবো ন্যায়ের সঙ্গে:



মা, মাতৃভাষা ও মাতৃভূমির জন্য এদেশের মানুষেরা পূর্বে কত ত্যাগই না করেছেন। আমরা কি এর যথাযথ মূল্যায়ন করতে পেরেছি ? ভাষা আন্দোলন ও মুক্তিযুদ্ধের চেতনা নিয়ে গড়া এ বাংলাদেশের কতই বা উন্নতি হয়েছে। চারিদিকে আজ শুধু অস্থিরতা, অরাজকতা ও অসততা। এভাবে আর চলতে দেয়া যায়না। এদেশের তরুণরা কি পারেনা দেশটাকে বদলে দিতে, এরা কি পারেনা সকল অশুভ তৎপরতার বিরুদ্ধে রুখে দাঁড়াতে। দেশ প্রেমের চেতনা নিয়ে দৃঢ় প্রতিজ্ঞা করতে হবে যে, আজ থেকে কোন অন্যায় নয়, আমরা ন্যায়ের সাথেই থাকবো।



তবেই এ দেশটি একদিন সোনার বাংলা হিসেবে রূপ নিবে। এই আদর্শ দেশ গড়ার চেতনা সবার মাঝে জাগ্রত করতে ডাচ্-বাংলা ব্যাংক বিভিন্ন ইলেকট্রনিক মিডিয়া, প্রিন্ট মিডিয়া ও গুরুত্বপূর্ণ স্থানে বিল বোর্ড স্থাপনের মাধ্যমে প্রচার করে আসছে ***'থাকবো ন্যায়ের সঙ্গে'***।



৪. প্রতিবন্ধীদের প্রতি সুস্থ আচরণ সবার নৈতিক দায়িত্ব:

প্রতিবন্ধীরা সমাজে সবসময়ই অবহেলার শিকার হন। কিন্তু এরাও আমাদের সমাজের একটি অংশ এবং এদেরও সমাজে সুষ্ঠুভাবে বাঁচার অধিকার রয়েছে। তাই প্রতিবন্ধীদেরকে আর অবহেলা নয়, তাদের সাথে আমাদের সবসময় সহযোগিতামূলক ও সুস্থ আচরণ করা উচিত।





ডাচ্-বাংলা ব্যাংক এই বিশ্বাসকে সবার মাঝে ছড়িয়ে দিতে বিভিন্ন ইলেকট্রনিক মিডিয়া, প্রিন্ট মিডিয়া ও গুরুত্বপূর্ণ স্থানে বিল বোর্ড স্থাপনের মাধ্যমে প্রচার করছে ***'প্রতিবন্ধীদের প্রতি সুস্থ আচরণ সবার নৈতিক দায়িত্ব'***।

৫. মাদকাসক্তি জীবন থেকে জীবন কেড়ে নেয়:

মাদকাসক্তি আজ আমাদের যুবসমাজকে ধ্বংসের দিকে নিয়ে যাচ্ছে। যে বয়সে তরুণদের দেশ ও নিজেকে সামনের দিকে এগিয়ে নেয়ার লক্ষ্যে ব্যস্ত থাকার কথা সে বয়সে আজ তারা হতাশাগ্রস্ত হয়ে মাদকে আসক্ত হয়ে পড়ছে। মাদকাসক্ত ব্যক্তিরা শুধু নিজেরাই নিজেদের জীবনকে নষ্ট করছেনা বরং এর নেতিবাচক প্রভাব পরিবার, সমাজ ও রাষ্ট্রের উপর পড়ছে। ফলে সমাজে অস্থিরতা বিরাজ করছে।





তাই মাদককে নিরুৎসাহিত করার লক্ষ্যে ডাচ্-বাংলা ব্যাংক বিভিন্ন ইলেকট্রনিক মিডিয়া, প্রিন্ট মিডিয়া ও গুরুত্বপূর্ণ স্থানে বিল বোর্ড স্থাপনের মাধ্যমে প্রচার করে আসছে ***'মাদকাসক্তি জীবন থেকে জীবন কেড়ে নেয়'।***

৬. গাছ লাগান, পরিবেশ বাঁচান:





প্রাকৃতিক ভারসাম্য রক্ষার্থে বেশী করে গাছ লাগানোর জন্য আমাদের সকলকে এগিয়ে আসতে হবে। এজন্য প্রয়োজন আমাদের সম্মিলিত উদ্যোগ ও সচেতনতা। দেশের জনগণকে সচেতন করার লক্ষ্যে ডাচ্-বাংলা ব্যাংক বিভিন্ন ইলেকট্রনিক মিডিয়া, প্রিন্ট মিডিয়া ও গুরুত্বপূর্ণ স্থানে বিল বোর্ড স্থাপনের মাধ্যমে প্রচার করে আসছে **'গাছ লাগান, পরিবেশ বাঁচান'** ।

CREATING AWARENESS ON SOCIAL ISSUES

i. Hope and Love make us lively

Hope is a sine qua non factor in human life but all hopes cannot be fulfilled. One dream falls apart and another one rises. Life goes through a topsy-turvy. Amid such a notion, respect, love and responsibility grow to support the human values. That's why men/women come forward for the welfare of society and country as well. DBBL has taken a move on the theme to make awareness among the masses to promote moral values and patriotism. A campaign has been launched through electronic media, print media and bill boards by the DBBL carrying the slogan 'Hope and Love make us lively.'

ii. Willpower is enough to do a good job

Men are destroying the green environment through cutting trees and killing birds. A lot of preparations are needed to perpetrate such misdeeds. But we can free the birds from cage at our own wish. There is no need of pre-planning to do such good jobs, rather willpower is enough. DBBL has taken a move on the theme to make awareness among the masses. A campaign has been launched through electronic media, print media and bill boards by the DBBL carrying the slogan 'Willpower is enough to do a good job.'

iii. Uphold justice

In the past, the citizens of this country sacrificed a lot to the cause of mother, mother-tongue and mother-land. Have we properly evaluated their contribution? Established on the spirit of language movement and liberation war, Bangladesh has not achieved desired development. Chaos, dishonesty and other vices have engulfed the country. But it cannot be tolerated further. The young generation should come forward to change the situation and resist all evil forces. There must be a strong determination in favour of justice and no compromise with the injustice. This country will be a true 'Golden Bengal' with accomplishment of such promises. That's why a campaign has been launched through electronic media, print media and bill boards by the DBBL carrying the slogan 'Uphold justice.'

iv. Good behaviour with mentally-retarded persons, a moral duty

Mentally-retarded persons are neglected in our society. But they are part of our society and they have due right to live with honour. So there should not be any negligence towards such persons, rather we should extend cooperation in all aspects to them. A campaign has been launched through electronic media, print media and bill boards by the DBBL carrying the slogan 'Good behaviour with mentally-retarded persons, a moral duty.'

v. Drug addiction - a menace to destroy life

Drug addiction has been ruining our youth generation. The age which is supposed to build a country towards prosperity is being trapped by drug addiction. Drug addicted people are not only destroying their lives, they are also ruining the family bondage and society fabrics creating imbalances in the society. DBBL has launched a campaign through electronic media, print media and bill boards carrying the slogan 'Drug addiction-A menace to destroy life.'

vi. Plant tree, save environment

We must come forward to plant trees for the sake of environment balance. We need initiatives and awareness. DBBL has launched a campaign through electronic media, print media and bill boards carrying the slogan 'Plant tree, save environment.'

7. Donation on account of miscellaneous purposes:

7.1. Contribution to the bereaved family members of the martyred Army Officers killed in BDR carnage

A good number of the brilliant officers of Bangladesh Army and some of their family members were brutally killed at the then BDR Headquarters at Pilkhana, Dhaka by some mutineers on February 25 & 26, 2009. As the nation mourned the loss of these valiant officers, Dutch-Bangla Bank made one-time donation of Tk. 2,500,000/- towards assisting the bereaved family members of the martyred Army Officers through Prime Minister's Relief Fund. The Honourable Founder Chairman of DBBL handed over the cheque for Tk. 2,500,000/- to the Prime Minister on 10th March, 2009.

Dutch-Bangla Bank with a plan of long term financial assistance for the bereaved family members, decided that it would make a donation of Tk. 40,000/- per month totaling Tk.480,000/- (Taka four hundred eighty thousand) only per year to every bereaved family to continue for the next 10 (ten) years starting from 2009.

The survived members of the following 5 martyred army officers have been getting Tk.480,000/- (Taka four hundred eighty thousand) only each per year from Dutch-Bangla Bank since 2009:

SL	BA No. & Name of the Martyred Army Officers	Name of the Survivor
1	BA-2480, Major Mokbul, EB	Tahira Nipa
2	BA-2790, Major Azizul Hakim, Engineer	Mrs. Aflima Aziz
3	BA-4711, Major Syed Idris Iqbal, Engineer	Dr. Taslima Rafiq
4	BA-5108, Major Abu Syed Gazzali Dastagir	Kazi Ibrahim Dastagir
5	BA-5987, Captain Mohammed Tanvir Haider Noor	Tasnuva Maha

In this connection DBBL donated **Tk. 2,400,000/-** (Taka two million four hundred thousand) only in the year 2016.

7.2. Donation to Law and Order Coordination Committee of Dhaka Metropolitan Police for installing CCTV Cameras under Surveillance Project

Law and Order Coordination Committee (LOCC) of Gulshan Police Station under Dhaka Metropolitan Police informed that CCTV Surveillance Project initiated by LOCC in partnership with Dhaka Metropolitan Police, aiming at ensuring safety and security to the community by installing CCTV Cameras. The project would include installing IP CCTV Cameras in all entry and exit points, main junction and thoroughfare roads, key establishments primarily in Gulshan, Banani, Niketon and Baridhara Residential & Diplomatic Zone. Under the project they would also envisage installing 900 CCTV cameras.

A total of 100 cameras (under the first phase) had already been installed at all entry and exit points. Looking at the success of the first phase, a revised and expanded project had been undertaken with an estimated budget of Tk. 12 Crores. To implement the project, they requested DBBL to provide a financial support of Tk.2,500,000/- only.

Considering the issue of public safety and security, the competent authority of DBBL agreed to provide financial support of Tk.2,500,000/- only to Law and Order Coordination Committee of Gulshan Police Station under Dhaka Metropolitan Police. The cheque of the financial support was handed over in a simple ceremony organized by Dhaka North City Corporation in its office on the 2nd February, 2016.



Mr. K. S. Tabrez, Managing Director of Dutch-Bangla Bank is seen handing over the cheque of financial support to Mr. Annisul Huq, Mayor of Dhaka North City Corporation. Mr. Md. Sayedul Hasan, Deputy Managing Director of DBBL was also present in the occasion.

7.3. Contribution to reduce the sufferings of the helpless prisoners through legal assistance

Legal Assistance to Helpless Prisoners (LAHP) is a non-profitable, non government organization which provides legal assistance to helpless prisoners and persons who have little or no knowledge of court proceedings. The organization has also extended assistance to prisoners who have been detained in custody for years without any specific case or did not have the means to proceed with their case because of dire financial reasons.

LAHP was funding its activities from resources of its members and contributions from generous individuals. The response to the service has made the organization acknowledge the fact that a large segment of the population is deprived of legal coverage due to financial limitation. In this connection, the Chairman of LAHP requested Dutch-Bangla Bank to make financial assistance for enabling the organization to lessen the sufferings of the helpless prisoners.

DBBL considered the issue and then contributed an amount of Tk.1,500,000/- (Taka one million five hundred thousand) only to Legal Assistance to Helpless Prisoners (LAHP) to reduce the sufferings of the helpless prisoners through legal assistance.

7.4. Contribution to Old Care Home (Briddasram), Jessore for ensuring better living facilities to the old and helpless women

Old Care Home (Briddasram) was established at Shomspur village of Kotwali upazila under Jessore district. At present 20 aged, helpless and poor women of its surrounding areas have been living in this Briddasram. President of Old Care Home, has built a house for living of such old women which is too little than the requirements. For better living of the old and helpless women, now a huge amount of fund is needed for providing food, shelter, treatment, medicine as well as constructing a residential unit. As stated, now the authority is facing difficulty to run the 'Old Care Home' smoothly due to financial constraints and has requested Dutch-Bangla Bank for financial assistance.

Considering the importance of the proposal the competent authority of DBBL has approved financial support of Tk.500,000/- (Taka five hundred thousand) only to 'Old Care Home (Briddasram), Vill: Shomspur, PO: Teerer Hat, PS: Kotwali, Dist: Jessore' for ensuring better living facilities to the old and destitute women by providing food, shelter, treatment and constructing a residential unit.

A few of many memorable incidents and illustrations of the impact of DBBL scholarship program are described here for our valued clients and stakeholders.

স্বপ্ন পূরণের পথে যেসব শিক্ষার্থীরা....

ডাচ্-বাংলা ব্যাংক তার বৃত্তি কর্মসূচির আওতায় আর্থিকভাবে অসচ্ছল অথচ মেধাবী হাজারো ছাত্র-ছাত্রীকে বৃত্তি দিয়ে আসছে। এসব ছাত্র-ছাত্রীদের সাথে কথা বলে জানা যায় তাদের পরিবারের করুণ ইতিহাস। যা শুনলে যে কারো চোখে জল আসবে। সেসব ছাত্র-ছাত্রীরা তাদের অবর্ণনীয় কষ্টকে জয় করে এতদূর পর্যন্ত এসেছে। তাদের পথচলাকে কিছুটা হলেও ছন্দময় করতে ডাচ্-বাংলা ব্যাংকের ক্ষুদ্র প্রয়াস হলো এ শিক্ষাবৃত্তি কর্মসূচি। যেসব মেধাবীরা অকালে ঝরে পড়ে যাচ্ছিল এ বৃত্তির মাধ্যমে তারা আজ পেয়েছে টিকে থাকার অবলম্বন। নতুন করে বাঁচার আশায় বুক বাঁধছেন তারা। তাদের মনের অভিব্যক্তিগুলো এখানে তুলে ধরার চেষ্টা করা হলো :

পড়াশুনা করে মায়ের দুঃখ কষ্ট লাঘব করতে চায় রাহাত



মো: রাহাত রানা

রাহাত ২০১৬ সালে এস.এস.সি পাশ করে ডাচ্-বাংলা ব্যাংকের বৃত্তির জন্য নির্বাচিত হয়। বর্তমানে সে ঢাকার নটরডেম কলেজে ব্যবসায় শিক্ষা বিভাগে ১ম বর্ষের ছাত্র। লেখাপড়া করে সে বাবা মায়ের স্বপ্ন পূরণ করে দেশের উন্নয়নে অগ্রণী ভূমিকা রাখতে চায়। রাহাতের মুখেই শোনা যাক তার নিজের কথা:-

"আমি নিম্নবিত্ত ও দরিদ্র পরিবারের সন্তান। আমার বাবা ফেরি করে শাক-সব্জি বিক্রি করতেন আর মা কাঁথা সেলাইয়ের কাজ করতেন। দুই ভাই-বোন সহ আমাদের পরিবারের মোট সদস্য সংখ্যা ৪ জন। আমাদেরকে নিয়ে বাবা-মায়ের অনেক স্বপ্ন, অনেক আশা যে সন্তানেরা লেখাপড়া শিখে একদিন অনেক বড় হবে। আমাদের লেখাপড়ার খরচ সহ অন্যান্য খরচ যোগানোর জন্য বাবা প্রতিদিন আমাদের ঘুম থেকে ওঠারও অনেক আগে কাজের জন্য বের হয়ে যেতেন এবং অনেক রাত অবধি ফেরি করে বেড়াতেন। সারাটি দিন কঠোর পরিশ্রম করেও আমাদের ভবিষ্যতের দিকে তাকিয়ে তার ক্লান্তিভাব তিনি আমাদেরকে কখনো বুঝতে দিতেন না। অভাব-অনটনের মধ্যেও এক রাশ স্বপ্ন আর আশা নিয়ে সবকিছু যখন ঠিকঠাক মতো চলছিল তখন আমাদের পরিবারে হানা দিল এক হিংস্র হায়েনা যার নির্মম থাবা থেকে রক্ষা পায়নি আমাদের পরিবার। জেএসসি তে এ+ পেয়ে যখন ৯ম শ্রেণীতে উর্ত্তীণ হই তখন আমার বাবা দূরারোগ্য ক্যান্সারে আক্রান্ত হয়ে মৃত্যুবরণ করেন। বাবার মৃত্যুতে আমরা নির্বাক হয়ে কাঁদতেও ভুলে গিয়েছিলাম। বাবার মৃত্যুর পরে আমরা দুই ভাই-বোন প্রাইভেট পড়িয়ে এবং মা কাঁথা সেলাই করে সংসার খরচ মেটাতেন। তাই আমাদের এই অল্প আয়ে লেখাপড়ার খরচ চালানো অসম্ভব হয়ে পড়ে। তখন আত্নীয় স্বজনদের অনেকেই আমাকে লেখাপড়া বন্ধ করে দিয়ে অন্যের দোকানে কাজে পাঠানোর জন্য মাকে পরামর্শ দেয়। কিন্তু আমার মা তাদের কথায় কান না দিয়ে আমাকে আমার স্বপ্নের পথে এগিয়ে নেওয়ার লক্ষ্যে নিজেই কঠোর পরিশ্রম করা শুরু করেন । স্বপ্ন ছিল ইঞ্জিনিয়ার হওয়ার, কিন্তু সেই স্বপ্ন পূরণের জন্য প্রয়োজন অনেক অর্থের। তাই আমি ব্যবসায় শিক্ষা বিভাগের ছাত্র হিসাবেই লেখাপড়া চালিয়ে যেতে থাকি এবং তখন থেকে মনস্থির করি যে আমি ব্যাংকার হবো। মামা ও শিক্ষকদের সহযোগীতায় জীবন সংগ্রামে এগিয়ে যেতে থাকি এবং ২০১৬ সালে আমি গোল্ডেন জিপিএ-৫ পেয়ে এস.এস.সি পরীক্ষায় উর্ত্তীণ হই।

পরবর্তীতে দেশের স্বনামধন্য শিক্ষা প্রতিষ্ঠান নটরডেম কলেজে পড়ার সুযোগ পাই। খবরটা শুনে আমার মা আমাকে জড়িয়ে ধরে কান্নায় ভেঙ্গে পড়েন এই ভেবে যে, টাকার জন্য কি আমার উচ্চ মাধ্যমিকে পড়ালেখা হবে না? তখন আমি ভাবছিলাম যে এখানেই কি আমার স্বপ্ন পূরণের অভিযাত্রা থেমে যাবে?

এমনই এক সময় পত্রিকাতে ডাচ্-বাংলা ব্যাংকের বৃত্তির বিজ্ঞাপন দেখে আবেদন করি এবং চুড়ান্ত ভাবে নির্বাচিত হই। ডাচ্-বাংলা ব্যাংকের এই বৃত্তিটি আমাকে জীবনের নানা প্রতিকূলতা মোকাবেলা করার মতো শক্তি ও সাহস যোগাবে। আমি আল্লাহর দরবারে প্রথমে কৃতজ্ঞতা ও শুকরিয়া আদায় করছি এবং এরপর কৃতজ্ঞতা প্রকাশ করছি ডাচ্-বাংলা ব্যাংকের প্রতি। এই ব্যাংকটির প্রতি রইল হৃদয় নিংড়ানো এক রাশ ভালবাসা ও শুভ কামনা"।

On way to fulfill the dreams of the learners

Dutch-Bangla Bank Limited (DBBL), under its scholarship program, has been awarding scholarships to thousands of meritorious students in need of financial aid in studying at different levels of education. Talking with the family members of the students, we came to know the sad history of their family. The touchy stories brought a tear to every body's eye. The students are fighting poverty and conquered the suffering and came to the long. To make their way easy, the Dutch-Bangla Bank Limited (DBBL) initiates the scholarship program. The meritorious students who were being dropped out because of poverty, the programs salvaged them to survive. They are finding

a new lease of hope. Some of their expressions are mentioned here:

Rahat wants to remove mother's pain

Md Rahat Rana was selected for Dutch-Bangla Bank scholarship in 2016. Now, he is a first year student in Business Studies of Notre Dame College in Dhaka. After completing education he wants to fulfill his parents dream and also be a very good citizen to contribute in the development of the country. Now the story could be shared by himself.

I came from a very poor family. My father was a vegetable vendor and my mother was sewing katha. We are four in total with two brothers and sisters in the family. My parents have a dream about us that after completing study, we will establish ourselves properly. For completing our study and another cost, my father woke up very early in the morning, sells vegetables and comes late night. He never feels us that he is working very hard to establish our good future. Everything was ok despite various odds but then our family faced a serious blow. When I passed JSC examination successfully and admitted in class-Nine, then my father was attacked by cancer and expired. I forgot crying in my father's death. After my father's death, we survived on our two siblings' tuition salary and my mother also sewed katha. So it was totally impossible to continue our study. Then our relative advises us to get a job in a shop. But my mother did not listen to any advices and started to work hard to fulfill her dream about us.

I wanted to be an engineer. So I needed more money to fulfill it. So I continued my study in commerce and I decided to be a banker. With the help of my uncle and my teacher I continued my study. In 2016, I passed SSC examination with golden GPA – 5.

Later, I get a chance to study in the country's famous education institution Notre Dame College. After getting this news, my mother cried because she thought that I cannot continue my study due to lack of money. Then I thought whether my study will stop here?

At that very crucial moment, I applied for the 'Dutch-Bangla Bank Education Scholarship' and got selected finally. The 'Dutch-Bangla Bank Education Scholarship' will encourage me and help me to be very brave in my critical juncture. I pray to the Almighty , the Supreme Almighty and also I am cordially thankful to the Dutch-Bangla Bank Limited for giving me such kind of chance. I offer a lot of good wishes and love from the core of my mind for the Bank.

চিকিৎসক হয়ে দুঃস্থদের সেবায় নিজেকে নিয়োজিত করতে চান শারমিন



শারমিন আক্তার

শারমিন আক্তার ঢাকার বেগম বদরুন্নেসা সরকারি মহিলা কলেজের একাদশ শ্রেণীর বিজ্ঞান বিভাগের একজন ছাত্রী। ২০১৬ সালে অনুষ্ঠিত এস. এস. সি. পরীক্ষায় জি.পি.এ. ৫ (গোল্ডেন ৫) পেয়ে উত্তীর্ণ হয়। শুধু তাই নয় মেধাবী এই ছাত্রী পঞ্চম ও অষ্টম শ্রেণীতেও জি.পি.এ ৫ পেয়ে তার মেধার স্বাক্ষর রেখেছিলেন। কিন্তু তার পড়াশুনার সাফল্য অর্জনের পিছনে যে কঠিন ও নির্মম বাস্তবতা অর্ন্তনিহিত ছিল তাই এখানে বর্ণনা করা হলঃ

তিন বোন এক ভাই ও পিতা-মাতাসহ ৬ সদস্যের পরিবারে তার পিতাই একমাত্র উপার্জনক্ষম ব্যক্তি। তার পিতা ঢাকা শহরে ভ্যান গাড়ী চালিয়ে পরিবারের সকল সদস্যের ভরণ পোষন ও ছেলে মেয়েদের পড়াশুনার খরচ নির্বাহ করছেন। বোনদের মধ্যে শারমিন ছাড়াও তার বড় বোন জগন্নাথ বিশ্ববিদ্যালয়ে বাংলা বিভাগে ও মেজো বোন ঢাকার কবি নজরুল কলেজে ইংরেজী বিভাগে অধ্যয়নরত। তার পিতা ভ্যান চালিয়ে সন্তানদের পড়াশুনার খরচ যোগাতে দিন রাত মানুষের দ্বারে দ্বারে কাজের সন্ধানে ছুটে বেড়িয়েছেন। নিজে খেয়ে না খেয়ে কঠোর পরিশ্রম করে সন্তানদের আহার ও পড়াশুনার খরচ যোগাচ্ছেন। তারপরও সন্তানদের পড়াশুনা বন্ধের সিদ্ধান্ত নেননি। কখনও এরূপ আশংকা দেখা দিলে মা নিজেও কাজের সন্ধানে বিভিন্ন জায়গায় বেড়িয়ে পরতেন যেন কোন ভাবে তাদের পড়াশুনা বন্ধ না হয়।

বরং নিজেদের মুখের খাবারটুকুও সন্তানদের মুখে তুলে দিতেন যেন তাদের পড়াশুনার কোনো ক্ষতি না হয়। এস. এস. সি.- পরীক্ষার ফরম পূরণের জন্য ৭,০০০/- (সাত হাজার টাকা) প্রয়োজন পরে শারমিনের। আর এই সাত হাজার টাকার পরিমাণটা যেন সাত কোটি টাকার চেয়েও বেশী ভার হিসেবে পরে তার পিতা-মাতার উপর। তার পিতা-মাতা এখানে ওখানে হাত পেতে অনেক কষ্টে এই সাত হাজার টাকা যোগাড় করেছিলেন যেন তাদের এই মেধাবী মেয়ে এস. এস. সি. পরীক্ষায় অংশগ্রহন করতে পারে। অবশেষে পিতা-মাতার কষ্ট দূর হয় তার এস. এস. সি. পরীক্ষার ভাল ফলাফল দেখে। কিন্তু তাদের এই আনন্দ টুকু আবারও ফিকে হয়ে যায় শারমিনের ভবিষ্যতের পড়াশুনার খরচের কথা ভেবে। এমন এক অনিশ্চিত মুহূর্তে ডাচ্-বাংলা ব্যাংকের শিক্ষা

বৃত্তির বিজ্ঞাপন তার চোখে পড়ে। পরবর্তীতে সে এই বৃত্তির জন্য আবেদন করে ও এইচ.এস.সি. পর্যায়ের বৃত্তির জন্য মনোনীত হয়। এখন সে এইচ.এস.সি পরীক্ষায়ও ভাল ফল করে ভবিষ্যতে ডাক্তার হওয়ার স্বপ্ন দেখে এবং ভাল ডাক্তার হয়ে দুঃস্থদের সেবা করে পিতা-মাতার মুখ উজ্জ্বল করে তাঁদের কষ্ট স্বার্থক করতে চায়। ডাচ্-বাংলা ব্যাংক প্রদত্ত শিক্ষা বৃত্তি যথাযথ ব্যবহারের মাধ্যমে এইচ.এস.সি. পর্যায়ের পড়াশুনায় আরও মনোযোগী হয়ে সে তার অভীষ্ট লক্ষ্যে পৌঁছাতে চায়।

ডাচ্-বাংলা ব্যাংকের প্রতি কৃতজ্ঞতা প্রকাশ করে সে বলে, "আমার ভবিষ্যৎ জীবন গঠনে এখন একমাত্র সহায়ক এই ডাচ্-বাংলা ব্যাংক প্রদত্ত শিক্ষা বৃত্তি। এই শিক্ষা বৃত্তি প্রদানের মাধ্যমে আমার ভবিষ্যৎ পড়াশুনার যাবতীয় অনিশ্চিয়তা থেকে মুক্তি দানে এই ব্যাংক যে সহায়তার হাত বাড়িয়েছে তার জন্য আমি ডাচ্-বাংলা ব্যাংককে হৃদয়ের অন্তঃস্থল থেকে ধন্যবাদ ও কৃতজ্ঞতা জ্ঞাপন করছি এবং এই প্রতিষ্ঠানের উত্তরোত্তর সফলতা কামনা করছি।

শারমিন আক্তার
বেগম বদরুন্নেসা সরকারি মহিলা কলেজ, ঢাকা
একাদশ শ্রেণী, বিজ্ঞান বিভাগ, এস. এস. সি. ২০১৬

Sharmin wants to be a doctor, treat poor

Sharmin Akter is a student of class eleven (Science Group) in Begum Badrunnessa Govt Girls College. In 2016 she passed SSC examination with GPA 5 (Golden 5). Not only she shined as a brilliant student but also obtained GPA 5 in class five and class eight. She endured numerous critical impediments against her success, these are described below. Her father was the lone bread-winner with three sisters, a brother, in a six-member family. Her father is steering the family and educational expenses of the children through driving van in the city.

Besides Sharmin, her elder sister also studies in English Department of Jagannath University and another sister also in English Department in Kabi Nazrul Govt College. Her father moves from here to there to manage his childrens' educational expenses. He works very hard to help survive the family and also to manage educational expenses. Even after that he never thought to stop his childrens' study. Their mother also began to move for some works to ensure the education of their children.

He also serves hygienic food to his children so that they remain healthy. Sharmeen needs seven thousand taka (tk. 7,000/-) to fill up SSC form. And managing this amount became a burden to her parents as if it was more than Tk 7.0 crore. After searching different places, her parents managed this seven thousand taka so that she could appear at SSC examination. At last all sorrows were over when her parents saw her brilliant result in SSC examination. But their pleasure could not sustain when they thought about Sharmin's future educational expenses. During this uncertain period, they had seen an advertisement of Dutch-Bangla Bank Educational scholarship. Later she applied for the scholarship and got selected. Now she is dreaming to serve poor people after becoming a good doctor. She wants to brighten her parents face and remove their pain by serving poor people as a very good doctor. She wants to fulfill her goal through attentive study by utilising Dutch- Bangla Bank educational scholarship.

I remain thankful to Dutch-Bangla Bank as it built my future career. By giving this educational scholarship this Bank helps me to remove all kinds of uncertainty in my study. So I am very thankful to this bank from the core of my heart and expect further development of this great Bank.

Sharmin Akter
Begum Badrunnessa Govt Girls College, Dhaka
Class: XI, Group: Science, SSC 2016

মানিকের স্বপ্ন প্রতিষ্ঠিত প্রকৌশলী হওয়ার



মো: মানিক শেখ

"আমার নাম মো: মানিক শেখ। আমি জামালপুর জেলার ইসলামপুর উপজেলার যমুনা নদীর তীরবর্তী বীরনন্দনের পাড়া গ্রামের এক দরিদ্র পরিবারের সন্তান। আমরা ছয় ভাই-বোন যার মধ্যে আমরা তিন ভাই-বোন লেখাপড়া করছি। আমার বাবা ছিলেন কারখানার নিম্ন আয়ের একজন শ্রমিক। তিনিই ছিলেন আমাদের পরিবারের একমাত্র উপার্জনশীল ব্যক্তি এবং তার স্বল্প আয়ে আমাদের জীবন যাপন করতে হতো। আমি গ্রামের একটি প্রাথমিক বিদ্যালয় থেকে পঞ্চম শ্রেণী পর্যন্ত লেখাপড়া করে স্থানীয় একটি মাধ্যমিক বিদ্যালয়ে ষষ্ঠ শ্রেণীতে ভর্তি

হই। এমন সময়ে আমার বাবা ক্যান্সারে আক্রান্ত হয়ে মৃত্যুবরণ করেন। পিতার মৃত্যুতে আমাদের সমস্ত সংসার কষ্টের চাদরে ঢাঁকা পড়ে যায়। এই পরিস্থিতিতে সংসারের সম্পূর্ণ দায়িত্ব নিতে হয় আমার মাকে। কিন্তু তার পক্ষে আমাদের পড়ালেখার খরচ চালানো কঠিন হয়ে পড়ে। তারপর বিদ্যালয়ের প্রধান শিক্ষকের কাছে আবেদনের প্রেক্ষিতে আমি ষষ্ঠ থেকে দশম শ্রেণী পর্যন্ত লেখাপড়া করি সম্পূর্ণ বিনা খরচে।

এভাবে বহু কষ্টের মধ্য দিয়ে ২০১৬ সালে জিপিএ-৫ পেয়ে এস.এস.সি. পরীক্ষায় উত্তীর্ণ হয়ে ঢাকা পলিটেকনিক ইন্সটিটিউটে সিভিল টেকনোলজিতে ভর্তি হওয়ার সুযোগ অর্জন করি। অন্যদিকে এই ২০১৬ সালেই যমুনা নদীর করাল গ্রাসে আমাদের শেষ সম্বল মাথা গোঁজার ঠাই পৈত্রিক ভিটা টুকু বিলীন হয়ে যায়। ভিটা-মাটিহীন পরিবারের পক্ষে জীবন ধারণ করাই যেখানে কষ্টকর সেখানে আমাদের লেখাপড়ার খরচ জোটাবো কি করে? তাই শহরে লেখাপড়া করার মতো ভরসা পাচ্ছিলাম না। আমার পরিবার এতটাই দরিদ্র যে, আমাকে মাসে পাঁচ শত টাকা দিতে অসমর্থ। তারপর আমার এক শ্রদ্ধেয় শিক্ষকের কাছে আমার সমস্যার কথা খুলে বললে তিনি তার এক ছাত্রের মাধ্যমে শহরে দুটি টিউশনির ব্যবস্থা করে দেন। টিউশনির অল্প কিছু টাকায় আমার লেখাপড়া চালিয়ে যাওয়া কষ্টকর হয়ে পড়ে। এছাড়া কলেজের আনুষঙ্গিক খরচ বাবদ আরোও কিছু টাকার প্রয়োজন হয়ে পড়ে, তখন আমার এই বিপদের সময় সহায়তার হাত বাড়িয়ে দেয় ডাচ্-বাংলা ব্যাংক নামক পরম উপকারী বন্ধু। ডাচ্-বাংলা ব্যাংক আমাকে শিক্ষা বৃত্তি প্রদান করে আমার অর্থ কষ্ট অনেকটাই লাঘব করে দিয়েছে এবং সেই সাথে যুগিয়েছে অশেষ অণুপ্রেরণা । শুধু আমাকে নয় আমার মতো অসংখ্য দরিদ্র শিক্ষার্থীদের শিক্ষা বৃত্তি প্রদান করে লেখাপড়ার সুযোগ করে দিয়েছে ডাচ্-বাংলা ব্যাংক। জাতি, ধর্ম, বর্ণ নির্বিশেষে সকলকে শিক্ষার আলোয় আলোকিত হওয়ার সুযোগ দিয়েছে ডাচ্-বাংলা ব্যাংক। বাংলাদেশের নিরক্ষরতা দূরীকরণে সহায়ক হিসাবে কাজ করে যাচ্ছে এই ব্যাংকটি। এই শিক্ষা বৃত্তি পেয়ে আমি আরো মনোযোগ সহকারে আমার লেখাপড়া করে একজন কর্মক্ষম সুনাগরিক হিসেবে নিজেকে গড়ে তুলবো, যাতে আমিও একদিন আমার মতো অসহায়দের দিকে সহযোগিতার হাত বাড়িয়ে দিতে পারি।

পরিশেষে, আমার এই বিপদের সময় শিক্ষা বৃত্তির সহায়তার জন্য আমি ডাচ্-বাংলা ব্যাংকের কাছে কৃতজ্ঞতা প্রকাশ করছি এবং ব্যাংকের উত্তরোত্তর উন্নতি কামনা করছি।”

Manik’s dream to be an established engineer

“My name is Md Manik Sheikh. I am a son of very poor family from Birnandan para village under the Islampur upazila at Jamalpur district in the bank of Jamuna river. We, the six siblings and three of them are continuing study. My father was a very low-paid worker in a factory. He was the lone bread-winner of our family and we had to survive with his scanty income. After completing primary education from a school of our village I got admitted in class six in our local secondary school. Within this time, my father had died of cancer. My fathers’ death brought much anguish to our family. In this situation, my mother takes all the responsibility of our family. But it was becoming too tough to maintain the cost of our study. After that, I studied from class six to ten with a full free studentship by the help of our principal.

Under such hardship, I passed SSC examination with GPA – 5 and got admitted at Civil Technology in Dhaka Polytechnique Institute in 2016. On the other hand, we lost our family land due to erosion of Jamuna river. After losing the family land and house, I was totally in doubt to continue my study in this capital city. My family was so poor to offer me Tk 500/- in a month. Then I informed it to my teacher and he managed two tuitions through another student for me. But I needed some more money to support my educational expenses. At that critical moment, a friend by the name of Dutch Bangla Bank Limited offers his hand. Dutch Bangla Bank Limited education scholarship removed my pains by giving this scholarship and inspired me to move on. Dutch Bangla Bank Limited gives the chance to study like me and many more students across the nation irrespective of religion and color. This bank works as a catalyst to remove illiteracy from the country. After getting this scholarship I will grow myself as a civil citizen and help others in future.

At last, I am very thankful to the Dutch Bangla Bank Limited for the scholarship and wish its further development.”

একজন স্বপ্না ও তার পরিবারের গল্প



স্বপ্না পারভীন

“সারাদিন কঠোর পরিশ্রম করে বাবা যখন ঘরে ফিরতেন তখন তাঁর ক্লান্ত দেহটা দেখলে মনে হতো কতদিন তিনি খাননি ”------বাবার কষ্টের কথা ব্যক্ত করতে গিয়ে স্বপ্নার এরুপ অভিব্যক্তিই ফুটে উঠেছিল তার মুখে ।

স্বপ্না পারভীন, দিনাজপুর জেলার হাকিমপুর উপজেলার এক প্রত্যন্ত গ্রামের অতি নিম্নবিত্ত পরিবারে জন্ম নেয়া এই অদম্য মেধাবী ছাত্রী এখন ঢাকা বিশ্ববিদ্যালয়ের গণযোগাযোগ ও সাংবাদিকতা বিভাগে অধ্যয়নরত। বাবা-মা ও চার বোনের সংসারে বাবাই একমাত্র উপার্জনক্ষম ব্যক্তি, যিনি বয়স হওয়া সত্ত্বেও দিন মজুরের কাজ করে পরিবারের ভরণ পোষণের ভার বহন করছেন। বাবার সামান্য আয় দ্বারা সন্তানদের পড়াশুনা তো দূরের কথা, দু বেলা আহার জোগানোও স্বপ্নের মতো ছিল। প্রায়ই অর্ধাহারে-অনাহারে থাকতে হতো তাদের। বছরে একটি পোশাক কেনাও সম্ভব হতো না।

পরিবারের কষ্টের কথা বলতে গিয়ে অশ্রু সিক্ত নয়নে এভাবেই ব্যক্ত করলেন তার নিজের কাহিনী-

”সারাদিন কঠোর পরিশ্রম করে বাবা যখন ঘরে ফিরতেন তখন তার ক্লান্ত দেহটা দেখলে মনে হতো কতদিন তিনি খাননি। আর মনে মনে ভাবতাম আর কতদিন এভাবে পরিশ্রম করলে আমাদের অভাব মোচন হবে? কী বলব আর জনম দু:খী মায়ের কথা, তিনি তো সারা জীবনই আমাদের জন্য কষ্ট করছেন। মায়ের পরিহিত ছেড়া শাড়ীটা আর অর্ধাহারে-অনাহারে থাকা মুখটা দেখলে কষ্টে আমার মনটা হাহাকার করত। কতইনা ত্যাগ স্বীকার করছেন আমাদের জন্য। মাঝে মাঝে মনে হতো কিছু কিছু মানুষ পৃথিবীতে জন্ম নেয় শুধুই কষ্ট পাওয়ার জন্য। আমাদের ছোট ছোট চাওয়া পাওয়া গুলোকে প্রাধান্য দিতে গিয়ে আজ তাঁদের এই অবস্থা। বাবা-মার অনেক স্বপ্ন, যে করেই হোক আমাদেরকে মানুষের মত মানুষ করে তুলবেন যেন তাদের মত আমাদেরকেও ভবিষ্যতে এত কষ্ট করতে না হয়। কিন্তু নুন আনতে পান্তা ফুরায় এমন পরিবারে বাবা-মার স্বপ্ন আদৌ পূরণ হবে কিনা তা নিয়ে ছিল যথেষ্ঠ সংশয়। ইতোমধ্যে বড় বোনের পড়াশুনা অর্থাভাবে বন্ধ হয়ে গিয়েছিল। কিন্তু আমি হাল ছেড়ে দেইনি। মেধা থাকলেই পড়াশুনা শেষ করা যায় না, অর্থেরও প্রয়োজন হয়। মাধ্যমিক পর্যায়ের পড়াশুনা শেষ করতে আমাকে অনেক প্রতিকূল পরিস্থিতি মোকাবেলা করতে হয়েছে। আমার জীবনের অনেক সময় এমনও গেছে যখন পরিধেয় কাপড় না থাকায় স্কুলে ক্লাস করতে যেতে পারিনি। আবার অনাহারে থেকেও স্কুলে ক্লাস করেছি। আবার অনেক সময় খাতা, কলম, বই অথবা কুপির তেলের অভাবে পড়াশুনা ঠিক ভাবে করতে পারতাম না।

২০১৩ সালে এস.এস.সি. পরীক্ষায় কৃতিত্বের সাথে পাশ করার পর উচ্চ মাধ্যমিকে নতুন করে ভর্তি, এইচ. এস. সি. পর্যায়ে আবারও পড়াশুনা আরম্ভ এবং অর্থাভাবে সৃষ্ট প্রতিকূল পরিস্থিতিগুলোকে তখন মোকাবেলা করা আমার পরিবারের পক্ষে প্রায় অসম্ভব ছিল। এমন বেদনা বিধূর মুহূর্তে আমার পড়াশুনা চালিয়ে নিয়ে যাওয়ার পাথেয় হিসাবে ডাচ্-বাংলা ব্যাংকের গৃহীত শিক্ষা বৃত্তিকে পেয়েছিলাম। তারপর ২০১৫ সালে এইচ.এস.সি পরীক্ষায়ও কৃতিত্বের সাথে পাশ করার পর আবারও আমার স্নাতক পর্যায়ের পড়াশুনা সুন্দরভাবে চালিয়ে নিয়ে যাওয়ার পাথেয় হিসাবে ডাচ্-বাংলা ব্যাংকের শিক্ষা বৃত্তিকে পেয়েছি।

বিশ্ববিদ্যালয়ে ভর্তির টাকা যোগাড়ের জন্য বাবার করা সুদের উপর ঋণ শোধ সহ আমার ভবিষ্যত পড়াশুনা সুন্দরভাবে চালিয়ে যাওয়ার পথকে সুগম করেছে এই ডাচ্-বাংলা ব্যাংকের গৃহীত শিক্ষা বৃত্তি। আমি এই বৃত্তি যথাযথ ব্যবহারের মাধ্যমে আমার অভীষ্ট লক্ষ্যে পৌছে আমার বাবা-মা ও ডাচ্-বাংলা ব্যাংকের বৃত্তিতে নিহিত মহৎ উদ্দেশ্য পূরণ করতে চাই।

আমার মত হাজার হাজার মেধাবী ও দরিদ্র ছাত্র-ছাত্রীদের পাশে দাড়িয়ে এবং তাদের শিক্ষা জীবনের প্রতিবন্ধকতা লাঘব করে ডাচ্-বাংলা ব্যাংক যে দৃষ্টান্ত স্থাপন করেছে তা নিঃসন্দেহে প্রশংসার দাবী রাখে। এই ব্যাংকের কাছে আমি ও আমার পরিবার চিরকাল কৃতজ্ঞ থাকবো”।

স্বপ্না পারভীন
গণযোগাযোগ ও সাংবাদিকতা বিভাগ, ঢাকা বিশ্ববিদ্যালয়
এইচ. এস. সি.-২০১৫

A tale of Swapna and her family

‘When my father returned home and I watch his tired body, I feel that he is starving for many days’ – when tells about her father such kind of explanation bloom in her face.

Swapna Parvin, a very brilliant student of a very lower income family from a village under Hakimpur upazila of Dinajpur district is now studying at Mass Communication and Journalism Department in Dhaka University. Her father is the only bread-winning member in a six-member family with four sisters although the old-aged father still delivers. It was a dream to bear the expense for education with a very low income. They have to starve often. It was not possible to buy a dress in a year also.

She speaks about her painful family story with tearful eyes.

When my father returned home and I watch his tired body, I feel that he was starving from many days. I thought how many days are needed to remove poverty from our life? What I will say about my mother? She also works hard for us in her whole life. My mind was full in anguish when I saw her wearing torn cloth. She sacrifices many things for us. Sometimes I thought that few people come in this world to endure pain. To fulfill our small needs my parents embraced such kind of critical condition now. My parents have many dreams, anyhow they will establish us so that we remain safe and sound in future. But I was in doubt whether my parents’ dreams come true where our family have to live on hand to mouth. Within this time my elder sister had to stop her study due to lack of money. But I kept hope. With the talents study can’t complete, money also needed for it. To complete SSC examination I had to face many critical situations. Most of the time, I could not attend in the school classes for not having dress in my life. I also attended the classes without taking foods. Most of the time, I could not complete my study due to lack of exercise books, pens, text books or lamp light.

In 2013, I passed the S.S.C. examination successfully and got admitted in H.S.C classes. It was totally impossible to complete my education due to lack of expenses. At that painful juncture I got the Dutch-Bangla Bank education scholarship to continue my study. Later, in 2015 after passing HSC examination successfully, I also obtained Dutch-Bangla Bank education scholarship to continue my study properly. Dutch- Bangla Bank education scholarship smoothen my educational life by managing university admission fees with my father's loan.

I want to fulfill my parents' desire and Dutch-Bangla Bank helped me a lot in this regard.

Dutch Bangla Bank established an example by helping thousands of brilliant and poor students and removed their educational obstacles. I and my family will remain thankful to the Dutch-Bangla Bank always.

Swapna Parvin
Mass Communication and Journalism Department,
Dhaka University, HSC 2015

রিফাত মেডিসিন বিশেষজ্ঞ হতে চায়

শৈশব থেকেই আমিনুল ইসলাম রিফাতের স্বপ্ন চিকিৎসা বিদ্যা নিয়ে পড়াশুনা করা। নিজের অক্লান্ত প্রচেষ্টায় ও সৃষ্টি কর্তার অশেষ কৃপায় আজ সে তার কাঙ্খিত ভবিষ্যতের পথে চলমান। সে মেডিসিন বিশেষজ্ঞ হয়ে পেশাগত দায়িত্ব পালনের পাশাপাশি দেশের সুবিধা বঞ্চিত মানুষের স্বাস্থ্য সেবায় নিজেকে নিয়োজিত করতে চায়। রিফাত এর কাছ থেকেই শোনা যাক তার নিজ জীবনের কিছু কথাঃ

আমি নিম্ন মধ্যবিত্ত পরিবারের সন্তান। বাবা একটি বেসরকারি ছাপাখানার কর্মচারী। দুই ভাই এক বোনের সংসারে আমিই সবার বড়। বৃহত্তর ময়মনসিংহ বিভাগের নেত্রকোনা জেলায় আমাদের বাড়ি।পারিবারিক যে জমি-জমা ছিল তাতে উৎপন্ন ফসল দিয়ে কোন রকম চলে যেত। আমার বাবাকে পরিবারের বড় সন্তান হওয়ার কারনে চাচা-ফুফুদের লালন পালন থেকে শুরু করে বিয়ে পর্যন্ত দেখভাল করতে হয়েছে। যার রেশ আমাদের উপর দিয়েও বয়ে চলছে। বাসা থেকে মাইল চারেক দূরে অবস্থিত সরকারী প্রাথমিক স্কুলটিতে অধিকাংশ দিন হেটেই আসা যাওয়া করতাম। প্রাথমিক শিক্ষা জীবনের গন্ডি পেরিয়ে মাধ্যমিক স্কুলে পড়ার সময় জীবনের লক্ষ্য স্থির করার জন্য ব্যাকুল হয়ে গেলাম। জীবনের সব কিছুতে যেমন হিসাব আর যুক্তি চলে না, লক্ষ্য নির্ধারণেও হয়তো তাই। সেই শৈশব থেকেই ডাক্তারি বিদ্যা অর্জনের জন্য মানসিক ভাবে প্রস্তুত হলাম যদিও ইতোপূর্বে আমার স্কুল এবং গ্রাম থেকে কেউই সে সুযোগ লাভ করেনি।

২০১৩ সালে মাধ্যমিক পরীক্ষায় সব বিষয়ে এ+ পেয়ে যখন উচ্চ মাধ্যমিক পর্যায়ে ভর্তি হলাম তখন চারদিক অনেক সময় অন্ধকার মনে হতো। নিম্ন মধ্যবিত্ত পরিবারের বড় ছেলে হয়ে কি আমি আমার লেখা-পড়া চালিয়ে যেতে পারবো ? আমার বহু আকাঙ্খিত স্বপ্নিল যাত্রা কি মাঝ পথেই থমকে যাবে ? উল্লেখ্য যে, বাবার উপর আর্থিক চাপ লাঘব করার জন্য ১০ম শ্রেণী থেকেই টিউশনি করতাম। উচ্চ মাধ্যমিক স্তরে বিজ্ঞান বিভাগে পড়া লেখার চাপের মধ্যেও টিউশনি করেছি। ২০১৫ সালে উচ্চ মাধ্যমিকে এ+ পেয়ে যখন মেডিকেলে ভর্তির জন্য প্রস্তুতি নিচ্ছিলাম তখনো অনেক দুশ্চিন্তা গ্রাস করছিলো, আমি কি সে সুযোগটি পাবো?

নিজের একান্ত নির্ঘুম প্রচেষ্টা, মাতা-পিতার আশীর্বাদ ও আল্লাহর অশেষ কৃপায় আমি আমার স্বপ্ন যাত্রায় সফল হলাম। মেধা কোঠায় কুমিল্লা মেডিকেলে ভর্তি হয়ে যাওয়ার পর বাসা ছেড়ে কুমিল্লা চলে আসলাম। বই কেনা থেকে শুরু করে মাসিক খরচের কথা চিন্তা করে বেশ বিমর্ষ হলাম। মেডিকেলে চান্স পেয়েও আর্থিক দুশ্চিন্তা থেকে মুক্তি পেলাম না।



আমিনুল ইসলাম রিফাত

অবশেষে ডাচ্-বাংলা ব্যাংক ফাউন্ডেশনে এইচ.এস.সি. ২০১৫ ব্যাচে বৃত্তির আবেদন করে যখন মনোনীত হলাম তখন একটা চাপা পাথর যেন আমার মাথা থেকে সরে গেল। আমার স্বপ্ন যাত্রার সহায়ক হিসেবে ডাচ্-বাংলা ব্যাংককে কাছে পেয়ে আমার হৃদয় আজ কৃতজ্ঞতায় পূর্ণ। সকল অনিশ্চয়তাকে দূরে ঠেলে আমার মেডিকেল কলেজের শিক্ষা জীবনকে সামনের দিকে এগিয়ে নিতে সহায়তা করায় এ মানবিক প্রতিষ্ঠানের প্রতি আন্তরিক কৃতজ্ঞতা ও শ্রদ্ধা নিবেদন করছি।

আমিনুল ইসলাম রিফাত
এম.বি.বি.এস. ২য় বর্ষ
কুমিল্লা মেডিকেল কলেজ, কুমিল্লা।

Rifat wants to be a medicine specialist

From the childhood, Aminul Islam Rifat had a dream to study on medical science. With the heart and soul effort blessings of Almighty his expected dream is going to be true. Besides to be a medicine specialist he wanted to contribute in health service for the under privileged people in our society. Now let's listen from Rifat...

I am a son of lower middle class family. My father is a worker of nongovernment printers. I am the eldest with two brothers and one sister of the family. We are from Netrokona district of Mymensingh division.

We live on working in our family land. My father was the elder son of the family so he had to take care of my uncles till their marriage. Most of the time, I walk from house to school in a distance of four miles.

After completing primary school level I fixed an aim for the future. Everything is not maintained through the logic, to decide the aim of life. From the childhood I was mentally prepared to be a doctor although no one gets the chance as same as me.

In 2013, when I got admitted in higher secondary obtaining A+ marks in every subject then I was seeing darkness everywhere in life. As a lower middle class family son how could I manage my study? Will my long-cherished dreamy journey halt in the middle way of my study? I took a part-time job of tuition from class ten to reduce my father's pressure.

I got another tuition job at higher secondary stage when I was in Science Group embracing a big pressure. In 2015, when I passed higher secondary exam obtaining A+ and preparing for the medical admission test I faced uncertainties and tension whether I get the chance?

Due to my unwavering effort, blessings of parents and help of Almighty I succeed in my dreamy journey. After admitted in Comilla Medical College on merit quota I left my home and came to Comilla. I was upset about buying books due to high expenses and was not free from tension after admitting in the medical college.

At last, I became free from the burden of my mind when I was selected for the scholarship of Dutch- Bangla Bank Foundation HSC -2015' batch. My heart remains very thankful to Dutch Bangla Bank for standing beside me. I am ever thankful to this kind of humane institution for removing all kinds of uncertainty against my medical college study.

স্বপ্ন পূরণ

ডাচ্-বাংলা ব্যাংক এর বৃত্তি পেয়ে আর্থিকভাবে অসচ্ছল অথচ মেধাবী অনেক ছাত্র-ছাত্রী আজ নিজ নিজ কর্মক্ষেত্রে প্রতিষ্ঠিত হয়েছে। এসব ছাত্র-ছাত্রীদের বিগত সময়ের পারিবারিক ইতিহাস অনেক করুণ। যা শুনলে চমকে উঠবে অনেকেই। সেসব ছাত্র-ছাত্রীরা তাদের অবর্ণনীয় কষ্টকে জয় করে এতদূর পর্যন্ত এসেছে। তাদের পথচলাকে কিছুটা হলেও ছন্দময় করেছিল ডাচ্-বাংলা ব্যাংকের এ শিক্ষাবৃত্তি। তাদের এই সাফল্যের ধারাবাহিকতায় সহযোগী হতে পেরে ডাচ্-বাংলা ব্যাংক আজ গর্বিত। তাদের মনের অভিব্যক্তিগুলো এখানে তুলে ধরার চেষ্টা করা হলোঃ

দারিদ্র্য জয় করে বুলবুল এখন বিশ্ববিদ্যালয় শিক্ষক



বুলবুল আহমেদ
প্রভাষক, আর্ন্তজাতিক সম্পর্ক বিভাগ
বাংলাদেশ ইউনিভার্সিটি অব প্রফেসনাল

সময়টা ২০১১ সাল। কিছুদিন হলো ঢাকা বিশ্ববিদ্যালয়ে ভর্তি হয়েছি। শুরুতেই জীবন বড় কঠিন মনে হলো। ঢাকা বিশ্ববিদ্যালয়ে ভর্তির ফি অনেক কষ্টে যোগাড় করেছি। এখন পড়াশুনা কিভাবে চলবে তা নিয়ে দুশ্চিন্তার শেষ নেই। একজন ভ্যান চালক পিতার বড় সন্তান আমি। যেখানে দুবেলা ডাল-ভাত খেয়ে বেঁচে থাকাটাই মূখ্য, উচ্চশিক্ষা সেখানে সমাজের গতানুগতিক চিন্তার কাছে বিলাসিতা প্রতীয়মান হয়। সপ্তম শ্রেণীতে পড়ার সময়ই এই পড়াশুনার ইতি ঘটতে পারতো। কিন্তু সেই সময়েই জীবনকে উপলব্ধি করতে শিখেছি। এ জীবনে কোন কিছু

সহজেই লাভ করা যায় না। কাঠমিস্ত্রীর কাজ থেকে শুরু করে পরের ক্ষেতখামারে, চায়ের দোকানে, বিড়ির ফ্যাক্টরীতে, পাট ধোয়ার শ্রমিক হিসেবে, মাটিকাটার কাজে কিছুই বাদ পড়েনি এই জীবন সংগ্রামে। অষ্টম শ্রেণীতে পড়ার সময় বিদ্যালয় থেকে বিশেষ অনুমতি নিয়ে সপ্তাহে তিন দিন ক্লাসে আর তিন দিন কারখানায় কাজ করেছি পুরো দুই বছর ধরে। গ্রীষ্মকালীন, পূজা, ঈদ এরকম বড় ছুটির দিন গুলোর পুরো সময়ই চলে যেত কাঠের কারখানায়। সেই ২০০৫ সালে আমার স্পষ্ট মনে আছে আমি দৈনিক হাজিরা পেতাম পাঁচ টাকা। এতে সংসার না চললেও আমার লেখাপড়ার খরচের একটা বড় যোগান ছিল।

ক্লাস টেন এ পড়ার সময়ে আমি বাড়ি বাড়ি গিয়ে টিউশনি শুরু করি, আমার বাড়ি থেকে তিন কিলোমিটার দূরে মাসিক ২০০ টাকার জন্যই শ্রম দিয়েছি। আমার মনে আছে সেই সময়ে আমার কোন বাইসাইকেল ছিল না। মাঝে মাঝে চাচার সাইকেলে, মাঝে মাঝে হেঁটে এভাবেই চলতে থাকে জীবন। এসএসসি পরীক্ষার সময় পরীক্ষা কেন্দ্র বাসা থেকে অনেক দুরে হওয়ায় যাতায়াতের জন্য অনেক কষ্ট করে পরীক্ষায় অংশগ্রহণ করেছিলাম। তবে আমি সব প্রতিকূলতাকে খুব স্বাভাবিকভাবেই নিয়েছি। বাড়িতে বিদ্যুৎ নেই, কেরোসিনের তেলে বাতি জ্বালিয়েই জ্ঞান রাজ্যে চলে অভিযান। গরমের দিনে উঠানে বসে পড়া, শীতকালে মাটির ঘরে কোণায় জড়সড় হয়ে গভীর রাত অবধি চলতো এই অভিযান।

খুব সকালে উঠে সকাল দশটা পর্যন্ত কারখানায় কাজ করা, তারপর আবার ক্লাসের জন্য দৌড়। পরীক্ষার সময় লিখতে খুব কষ্ট হতো, সারা বছর করাত ধরে ধরে হাতে অনেক গুলো ফোস্কা পড়ে থাকতো। স্কুল থেকে ফিরে কোনোরকম খেয়ে আবার ছুটতাম বাসায় বাসায় টিউশনি করতে। শিক্ষকদের উৎসাহ আমার ক্লান্তি লাঘব করত। কোন কষ্টই কষ্ট মনে হতো না যখন দেখতাম পরীক্ষার ফলাফলে আমি শীর্ষে। আমার শরীরের ওজন ছিল প্রয়োজনের তুলনায় অনেক কম, মায়ের দু:শ্চিন্তা ছিল একবার অসুস্থ হলে আর সুস্থ হতে পারব কিনা? এভাবে এস.এস.সি. টেস্ট পরীক্ষা দিলাম। টেস্ট ও এস.এস.সি. পরীক্ষা মধ্যবর্তী সময়ে থানা শহরের একটি কিন্ডারগার্টেন স্কুলে পিয়ন পদে কাজ শুরু করলাম। যাতে পরীক্ষার ফিসের টাকা যোগার করা সহজ হয়।

পড়াশুনার বাইরে বিতর্ক ছিল আমার প্রিয়, যদিও এই সংগ্রামে সেই প্রতিভা খুব কমই দেখাতে পেরেছি। ২০০৮ সালে আন্ত: উপজেলা মাধ্যমিক স্কুল বিতর্ক প্রতিযোগিতায় আমার দল রানার্স আপ হয় এবং আমি হই শ্রেষ্ঠ বক্তা। টেস্ট পরীক্ষার ফলাফল প্রকাশ হল আমি বিজ্ঞান ও মানবিক বিভাগ মিলিয়ে যৌথভাবে প্রথম হলাম। সেই সময় শিক্ষকেরা আমার প্রশংসা করে বলেছিলেন যে গত ১০-১২ বছরে এমন ফলাফল কেউ করতে পারেনি। তখন আনন্দে চোখে জল এসে গিয়েছিল। তারপর ২০০৮ সালে এস.এস.সি. পরীক্ষায় মানবিক বিভাগ থেকে জিপিএ-৫ পেয়ে উত্তীর্ণ হই। এরপর উপজেলা পর্যায়ে কলেজে ভর্তি হলাম এসএসসিতে জিপিএ-৫ পাওয়াতে টিউশনির একটু ব্যস্ততা বাড়ল। কলেজে যাওয়ার জন্য ভাল পোশাকের অপ্রতুলতা আমাকে দারুনভাবে পীড়া দিয়েছে। যাইহোক এভাবেই জিপিএ-৫ নিয়ে এইচ.এস.সি. পাশ করলাম ২০১০ সালে।

পরীক্ষা পরবর্তী সময়ে পড়েছিলাম মহাসঙ্কটে, এসময় বিশ্ববিদ্যালয় কোচিং করার উদ্দেশ্যে ঢাকা রওনা দিলেও সেখানে আর্থিক অনটনে এক পক্ষকাল এর বেশি সময় থাকতে পারিনি। তারপরও মনোবল হাড়াইনি। বাড়িতেই পড়াশুনা শুরু করি । এভাবেই নানাবিধ প্রতিকূলতা পাড়ি দিয়ে ২০১০-২০১১ সেশনে ভর্তি হই ঢাকা বিশ্ববিদ্যালয়ে। ২০১১ সালের প্রথমদিকে দাঁড়িয়ে এসব কথা মনে করে মনকে সাহস দিতে থাকি যে আমার জীবনের চলার পথ তো কখনো মসৃণ ছিল না তবে আজ কেন আমার পথচলা থেমে থাকবে। এই প্রত্যয় নিয়েই আমার পথচলা শুরু হয় ঢাকা বিশ্ববিদ্যালয়ে। ঠিক এমনই সময়ে ডাচ্-বাংলা ব্যাংক আমার পাশে এসে দাঁড়ায় তার শিক্ষা বৃত্তির সহযোগীতার মাধ্যমে। আমার জীবনের চলার পথের মোড় ঘুরিয়ে দেয় ডাচ্-বাংলা ব্যাংকের শিক্ষা বৃত্তি। ২০১৪ সালে প্রথম শ্রেণীতে স্নাতক এবং ২০১৫ সালে প্রথম শ্রেণীতে প্রথম হয়ে Peace & Conflict Studies বিভাগ থেকে স্নাতকোত্তর ডিগ্রি লাভ করি। বর্তমানে আমি ঢাকার মিরপুর ক্যান্টনমেন্টে অবস্থিত দেশের অন্যতম খ্যাতনামা পাবলিক বিশ্ববিদ্যালয়, বাংলাদেশ ইউনিভার্সিটি অব প্রফেসনাল এ আমি আন্তর্জাতিক সম্পর্ক বিভাগে প্রভাষক হিসেবে কর্মরত আছি।

ডাচ্-বাংলা ব্যাংকের প্রতি আমার কৃতজ্ঞতা ভাষায় প্রকাশযোগ্য নয়। এই বৃত্তি শুধু আমাকে নয় আমার মতো লাখো শিক্ষার্থীর স্বপ্নকে বাস্তবে রুপ দিতে সহযোগিতা করে আসছে। ডাচ্-বাংলা ব্যাংকের এই ধরনের সাহসী এবং অনুসরনীয় উদ্দ্যোগ এ দেশের মানবিক মূল্যবোধকে জাগ্রত করে দেশ গঠনে অসাধারণ ভূমিকা রাখবে বলে আমি দৃঢ়ভাবে বিশ্বাস করি। জয়তু ডাচ্-বাংলা ব্যাংক ।

Fulfilling a dream

Getting scholarship from Dutch-Bangla Bank Limited (DBBL), the meritorious students in need of financial aid now are established in their own profession. The histories of their family are very sad. The students after fighting poverty conquered the suffering and came to the long. To make their way easy, the Dutch-Bangla Bank Limited (DBBL) takes the scholarship programme. DBBL feels proud to assist the poor continuously. Here few are mentioned :

Wining Poverty Bulbul Now a University Teacher

It was 2011. Few days have passed that I got admitted in Dhaka University. At first, the feeling of life was very critical to me. I managed the university admission fees facing hardships. Then I was very much tensed about my study. I am the elder son of my van driver father's family. It is important to live in hand to mouth and to do higher study is very tough. When I was in class seven my study faced closure. But I could feel about life at that time. Nothing is available free in this life. I had to work in all kinds of menial services including carpentering, farming, tea-making, assisting in cigarette factories, jute clearing

working, cutting soil, etc. to survive in my life struggle. When I was in class eight I attended the classes three days of a week and I worked in factory in another three days with the special permission of the school. Public holidays like summer season, puja, Eid passed silently from my life in timber factory. At that time I remembered clearly that I used to get five taka per day. This scanty amount of money could not fulfill my family need but it was a very big support for my study.

When I was in class ten I started tuitions in door to door in our village. I walked about three kilometers away from my village to earn only Tk two hundred (200) from a tuition. I remembered that I had no bicycle. Sometimes I managed my uncle's bicycle, sometimes I walked and my life went on in this way. I appeared at SSC examination facing hardships as the exam centre was located far away from our house. But I accepted each challengs very normally. There was no electricity in my house, so I studied through kerosene oil lamp. During summer season, I studied in our yard, in winter season I studied in the corner of our thatched house till late night.

I woke up early in the morning then worked at ten am in the factory ahead of joining the classes. It was very painful to write in the examination because my fingers had blisters as I used saw with my hands in the saw mills round the year. After returning home I took some lunch and then moved hurriedly for tuition. Teachers' inspiration relieved my distress. I did not feel any pain when I watched the result of my examination in top position. My weight was much below from appropriate level, so my mother was too worried about my health whether I fall ill. Under such circumstances I appeared at the SSC test examination. I also started to work as a peon in a kindergarten school between test and SSC examination to manage the examination fees.

Besides study, debate was very favourite to me although I could not perform in this area strongly. In 2008, my team became runners up and I was the best speaker in inter-upazila secondary school debate competition. I stood first jointly in Science and Arts group in the test examination. At that time teachers admired me and said that no one performed like me in the previous 10-12 years. My eyes were filled with tears with happiness. After that I passed SSC examination obtaining A+ from human studies group in 2008. Then I got admitted in a upazila level college. I became little bit busy in tuition after obtaining A+ in SSC level. Lack of proper dresses irritated me to go to college. However I passed HSC exam obtaining A+ in 2010.

faced some critical problems after the exam. At that moment I started to come in Dhaka but I cannot stay here due to financial problem. But I did not lost mental stability. I started my study at home. In this way after surviving different types of adversities, I got admitted in Dhaka University in 2010-2011 sessions. In 2011, I realised myself that my path was not very smooth, so why I will stop today. I started to move in Dhaka University with this determination. At that time, Dutch- Bangla Bank stands beside me offering a scholarship. Dutch-Bangla Bank education scholarship changed my life fully.

In 2014, I obtained first class in honors and in 2015 obtained first class first position in Masters from Peace & Conflict Studies department.

Now I am working as a lecturer in International Affairs department in Bangladesh University of Professionals at Mirpur Cantonment in Dhaka.

I cannot explain how I am thankful to Dutch-Bangla Bank. This scholarship helps me and more than thousands of students to make their dream come true. I believe that such kind of brave and bold steps encourage us to develop human values to develop this country. Long live Dutch-Bangla Bank

স্বপ্নকে জয় করে বেলাল এখন ডাক্তার

হে দারিদ্র্য, তুমি মোরে করেছ মহান
তুমি মোরে দানিয়াছ খ্রীষ্টের সম্মান।
-কাজী নজরুল ইসলাম

জাতীয় কবি কাজী নজরুল ইসলাম যথার্থই বলেছেন। স্বপ্ন জয়ের পথে দারিদ্র্য কোন বাধা নয়। কাজী নজরুলের জীবন পর্যালোচনা করলে আমরা দেখতে পাই চরম দারিদ্র্য তার স্বপ্নের অগ্রযাত্রাকে বাধাগ্রস্ত করতে পারেনি, বরং তিনিই দারিদ্র্যকে জয় করেছেন তার মেধা, মনন ও প্রজ্ঞার মাধ্যমে। পৃথিবীর ইতিহাসে যুগে যুগে বহু স্বপ্ন বিলাসী মানুষ চরম দারিদ্র্যকে উপেক্ষা করে বিজ্ঞান, শিল্প, সাহিত্য, চিত্রকলা সহ অন্যান্য অনেক ক্ষেত্রে গুরুত্বপূর্ণ অবদান রেখেছেন।

১৯৯১ সালের এক কুয়াশাভেজা সকালে বরিশাল বিভাগের অন্তর্গত উপকূলীয় জেলা পিরোজপুর শহরের এক দারিদ্র্য পরিবারে আমার জন্ম। পেশায় দিনমজুর আমার পিতা ছিলেন অত্যন্ত দরিদ্র কিন্তু স্বপ্নচারী মানুষ। তার সামান্য আয়ে পরিবারের রুটি-রুজির সংস্থান দুঃসাধ্য হলেও তিনি তার সন্তানকে সমাজে প্রতিষ্ঠিত করার স্বপ্ন দেখে ছিলেন, যা আজ বাস্তব পরিনতি অর্জন করেছে। স্বভাবতই স্বপ্ন জয়ের এই পথ মোটেও মসৃন ছিল না।

আমার প্রতিষ্ঠানিক শিক্ষা গ্রহণের সুচনা ১৯৯৬ সালে পিরোজপুর সিনিয়র ফাজিল মাদরাসায় প্রথম শ্রেণীতে ভর্তির মাধ্যমে। পরবর্তীতে ১৯৯৯ সালে পিরোজপুর সরকারী উচ্চ বিদ্যালয়ে চতুর্থ শ্রেণীতে

ভর্তি হই। স্কুলে অধ্যয়নকালীন আমার পড়াশুনার যাবতীয় খরচ বহন করা আমার বৃদ্ধ ও দরিদ্র পিতার পক্ষে অত্যন্ত কষ্টকর ছিল বটে কিন্তু তিনি আমাকে কেন্দ্র করে যে স্বপ্নের জাল বুনেছিলেন, তা আমার মধ্যেও সফল ভাবে সঞ্চারিত করতে পেরেছিলেন। তিনি প্রান্তিক দরিদ্র সামাজিক অবস্থানের প্রেক্ষাপটে তার একমাত্র পুত্রকে পড়ালেখার পরিবর্তে উপার্জনক্ষম কাজে নিযুক্ত করে লাভজনক পন্থা অবলম্বন করতে পারতেন। কিন্তু এর পরিবর্তে তিনি তাঁর বৃদ্ধ বয়সের শ্রমঘন কর্মঘন্টা গুলোকে বিনিয়োগ করেছিলেন।



মোঃ বেলাল হোসেন

স্কুলের অধিকাংশ শিক্ষকদের ভালবাসা ও সহযোগীতাই ছিল আমার কন্টকাকীর্ণ পথের অন্যতম অনুপ্রেরণা। পরবর্তীতে ২০০৬ সালে অনুষ্ঠিত এস এস সি পরীক্ষায় অংশগ্রহণ করে বিজ্ঞান বিভাগে জিপিএ ৫ অর্জন স্বপ্নের পরিধিকে বহুলাংশে সম্প্রসারিত করে। ২০০৮ সালে অনুষ্ঠিত এইচ এস সি পরীক্ষায় বিজ্ঞান বিভাগ থেকে জিপিএ ৫ অর্জন করি এবং ২০০৮-০৯ সেশনে মেডিকেল ভর্তি পরীক্ষায় অংশ নিয়ে জাতীয় মেধা তালিকায় ২৮৮ তম স্থান অর্জনের মাধ্যমে স্যার সলিমুল্লাহ্ মেডিকেল কলেজে এম বি বি এস অধ্যয়নের সুযোগ পাই। এই অর্জনে পরিবারের সবাই আনন্দে উদ্ভাসিত হলেও তা বেশিদিন স্থায়ী হয়নি। মেডিকেল কলেজে ভর্তি ফি, মেডিকেল শিক্ষার প্রয়োজনীয় উপকরণের উচ্চ মূল্য ও পরবর্তী পাঁচ বছরের যাবতীয় শিক্ষা ব্যয় বহন করা আমার দরিদ্র পিতার পক্ষে কেবল দুঃসাধ্যই ছিলনা বরং অসম্ভব ছিল। এমনকি অর্থাভাবে আমার স্বপ্নচারী পিতা ও আমার সারা জীবনের লালিত স্বপ্ন বাস্তবায়নের এমন সুযোগ অঙ্কুরেই বিনষ্ট হয়- এমন পরিস্থিতি সৃষ্টি হয়েছিল। এক অসহায় পিতা ও তাঁর পুত্রের জীবন যুদ্ধের এমন এক ক্রান্তিলগ্নে নতুন আশার আলো হয়ে আবির্ভূত হয়েছিল ডাচ্-বাংলা ব্যাংক। এই ব্যাংকের শিক্ষা বৃত্তিই ছিল আমার চিকিৎসক হওয়ার আজন্ম স্বপ্ন বাস্তবায়নের পথে অন্যতম গুরুত্বপূর্ণ সহযোগী। বৃত্তির মাধ্যমে প্রাপ্ত অর্থ মেডিকেল কলেজে অধ্যয়নরত পাঁচ বছরে নির্ধারিত ফি পরিশোধ, শিক্ষা উপকরণ ক্রয় ও আনুসাঙ্গিক যাবতীয় খরচ মেটাতে তাৎপর্যপূর্ণ ভূমিকা পালন করেছে। ডাচ্-বাংলা ব্যাংক ফাউন্ডেশনের উক্ত বৃত্তি আমার কাছে শুধুমাত্র অর্থযোগের একটি মাধ্যম ছিলনা- এটা ছিল এক দরিদ্র স্বপ্নবিলাসী পিতার স্বপ্ন বিনির্মাণের এক গুরুত্বপূর্ন অংশীদার। পরবর্তীতে আমি ২০১৪ সালের জানুয়ারী মাসে অনুষ্ঠিত এম বি বি এস ফাইনাল প্রফেশনাল পরীক্ষায় অংশগ্রহন করে উত্তীর্ণ হয়েছি এবং সম্প্রতি ৩৫তম বি বি এস পরীক্ষায় অংশ নিয়ে স্বস্থ্য ক্যাডারে সহকারী সার্জন পদে নিয়োগের জন্য সুপারিশপ্রাপ্ত হয়েছি।

প্রকৃতপক্ষে, এই দেশের প্রত্যেক দরিদ্র ও মেধাবী শিক্ষার্থীর মাঝেই রয়েছে অপার সম্ভাবনা । ডাচ্-বাংলা ব্যাংক এর শিক্ষা বৃত্তি এই সম্ভাবনা গুলোর পরিচর্যার ক্ষেত্রে গুরুত্বপূর্ন ভূমিকা রাখছে। আমি আশা করব ডাচ্-বাংলা ব্যাংক এমন মহতী উদ্যোগ চলমান রাখবে ও যথাসাধ্য সম্প্রসারন করবে।

Epic journey to win a dream

"Oh poverty, you make me noble
you established me
in the position of Christ"
-- Kazi Nazrul Islam

Our national poet Kazi Nazrul said it properly. To win a dream, poverty is not an obstacle. If we consider the whole life of Kazi Nazrul then we could see that serious poverty could not create any obstacles in his life rather he won the poverty through his skills, intellect and knowledge.

In every era of the world history, many dreamy people avoid serious poverty and gave a very heroic contribution in different places of science, art, literature and culture.

In 1991, I was born in a winter morning in Pirozpur city of Barisal division. By profession, my father was very poor but a humble person. Although, it was very tough to maintain the family with the scanty income but he had a dream to establish his children in the society which is going to be true now. Naturally, the way to win the dream was not easy.

In 1996, I started my educational journey by admitting in class one at Pirozpur senior Fazil Madrasa. In 1999, I got admitted in Pirozpur Govt. High School in class four. It was too tough to maintain my educational expenses for my old and poor father. But he depicted his dream in front of me properly. On the basis of his poorly marginal social status, he could enable his son to earn more in a profitable way except study. But he invested his experience for his son's study.

School teacher's love and co-operation was my lone inspiration in that critical juncture. Later in 2006, I achieved GPA 5 from Science Group in SSC examination and widened my dream. In 2008, I achieved GPA 5 from

Science Group in HSC examination. In 2008-09 session, I appeared at medical admission test, passed successfully with 288th position in merit list and got the chance to get admitted in MBBS in Sir Salimullah Medical College.

My family members were very happy for my achievement. But the Medical College admission fee, medical text books and instruments were very costly. It was totally impossible to bear my educational expenses for 5 years for my father. This critical financial constraint was going to destroy my dream. At that moment, Dutch-Bangla Bank brings a new hope to make my dream come true. The Dutch-Bangla Bank educational scholarship was the most important catalyst in my medical education journey. The money from Dutch-Bangla Bank scholarship played a very significant role in medical college fee, buying equipment and another cost.

Dutch-Bangla Bank Foundation scholarship was not only a source of money but also a very important share-holder to construct a poor father's dream. Later, I passed MBBS final professional examination in 2014. Recently I qualified in 35th BCS examination and got assistant surgeon post.

Actually, each poor and brilliant student has huge potentiality in our country. Dutch-Bangla Bank scholarship is nurturing such kinds of potentiality. I wish Dutch-Bangla Bank will continue to perform their noble duties in wide range of this area.

মায়ের স্বপ্ন পূরন করেছে জয়নাল আবেদীন



মোঃ জয়নাল আবেদীন

মেহেরপুর জেলার গাংনী উপজেলার অন্তর্গত শলোটাকা গ্রামের এক কৃষক পরিবারে আমার জন্ম। বড় দুই বোনসহ পাঁচ সদস্যের আমাদের পরিবারে বাবাই কেবল উর্পাজনশীল ব্যক্তি ছিলেন। আমি যখন নবম শ্রেনীতে পড়তাম তখন আমার অন্য বোনেরাও পড়াশুনা করতেন এবং আমাদের শিক্ষার খরচ যোগানো ছিল আমার বাবার কাছে রীতিমত যুদ্ধ, কিন্তু তিনি কখনো আশাহত হননি। বিশেষ করে আমার মা, তিনি সব সময় কঠিন পরিস্থিতিতে কোন না কোন পথের দেখা পেতেনই। আমার স্কুলের ১৪৬ জন শিক্ষার্থীদের মধ্যে আমরা ৩ জন সকল বিষয়ে এ+ পেয়ে এস.এস.সি পরীক্ষায় উর্ত্তীণ হয়েছিলাম।

এস.এস.সি তে এমন ফলাফল থেকেই আমার মায়ের চিন্তা-ভাবনা গুলো আংশিক সত্যি হতে থাকে। এজন্য আমি সর্বশক্তিমান আল্লাহর কাছে কৃতজ্ঞ যে আমার অক্লান্ত পরিশ্রম এবং আমার পরিবারের সংগ্রাম বৃথা যায়নি। কিন্তু বাস্তবতা অনেক কঠিন কারন ভাল বিশ্ববিদ্যালয়ে ভর্তি হতে গেলে যেমন ব্যতিক্রমী এবং মেধাবী হওয়া প্রয়োজন তেমন সুনামধন্য কলেজের ভূমিকাও এখানে অত্যন্ত গুরুত্বপূর্ণ। আমার মা একজন গৃহিনী হলেও সবসময় উচ্চাকাঙ্খী ছিলেন। তিনি আমাকে ঢাকার কোন ভাল কলেজে পড়ানোর স্বপ্ন দেখতেন, কিন্তু ঢাকা শহরে রেখে পড়াশুনা অনেক ব্যয়বহুল। তিনি সব সময় আশাবাদী চিন্তা করতেন এবং সামনে এগোনোর "অবলম্বন" খুজতেন । তিনি আমাকে ঢাকার কোন কলেজে ভর্তির জন্য চেষ্টা করতে বলতেন এবং আমিও ঢাকা রেসিডেন্সিয়াল মডেল কলেজে একাদশ শ্রেনীতে ভর্তির সুযোগ পেয়ে গেলাম। কিন্তু আমি উপলব্ধি করলাম যে ঢাকায় থেকে লেখাপড়ার খরচ চালানো ছিল পরিবারের সাধ্যের বাইরে। তখন আমি এক বড় ভাইয়ের কাছ থেকে ডাচ্-বাংলা ব্যাংকের বৃত্তির কথা জানতে পারলাম। বৃত্তির জন্য আবেদন করি এবং আল্লাহর অশেষ রহমতে আমি চুড়ান্তভাবে নির্বাচিত হই। বৃত্তি পাওয়ার পর আমি অনেক আনন্দিত হয়েছিলাম কারন এই বৃত্তিটি আমাকে আমার লেখাপড়া সুষ্ঠভাবে চালিয়ে যেতে সাহায্য করেছিল।

ডাচ্-বাংলা ব্যাংকের বৃত্তিটিই ছিল আমার "অবলম্বন" যা আমাকে সফলতার যাত্রায় সামনের দিকে ধাবিত করেছে। সেই সময় বৃত্তিটি পেয়ে আমার পড়ালেখায় আমি সর্ম্পূনভাবে মনোনিবেশ করি এবং এইচ.এস.সি তেও জিপিএ-৫ পেয়ে উর্ত্তীণ হই। আমি ডাচ্-বাংলা ব্যাংকের কাছে অত্যন্ত কৃতজ্ঞ কারণ ঐ সময়ে ব্যাংকটি আমাকে শিক্ষা বৃত্তি প্রদান করে আমার পাশে দাড়িয়েছিল। বৃত্তিটি না পেলে আমার পড়াশুনা সঠিকভাবে চালানো সম্ভব ছিল না। এইচ.এস.সি পাশের পরে যখন BUET এ ভর্তির জন্য প্রস্তুতি নিচ্ছিলাম তখন ডাচ্-বাংলা ব্যাংকের বৃত্তির মেয়াদ শেষ হয়ে গিয়েছিল আর সে সময় আমার বাবা-মা বিভিন্ন প্রতিষ্ঠান থেকে ঋণ নিয়ে আমার খরচ জোগাড় করেন, আর একথা জেনে আমি প্রচন্ড চাপ অনুভব করি যদি কোথাও ভর্তির সুযোগ না পাই তাহলে আমার পড়াশুনা তো তৎক্ষনাৎ বন্ধ হয়ে যাবে। কিন্তু পাশাপাশি আমার এই আত্নবিশ্বাসও ছিল যে যদি কোন বিশ্ববিদ্যালয়ে ভর্তি হতে পারি তাহলে আমি হয়তো ডাচ্-বাংলা ব্যাংক থেকে আবার বৃত্তির জন্য নির্বাচিত হবো। সুতরাং আমি কঠোর পরিশ্রম করতে থাকি এবং আল্লাহর অশেষ রহমতে ভর্তি পরীক্ষার মেধা তালিকায় বুয়েটে ৮০ তম, ঢাকা বিশ্ববিদ্যালয়ে 'ক' ইউনিটে ৩৭২ তম এবং আইইউটি তে ৬৫ তম স্থান অর্জন করি। পরবর্তীতে বুয়েটের EEE তে ভর্তি হই এবং আবার ডাচ্-বাংলা ব্যাংকের বৃত্তির জন্য আবেদন করি। উচ্চ মাধ্যমিকে অধ্যয়ন কালে ব্যাংকের বৃত্তির জমানো টাকা দিয়ে বুয়েটের ভর্তি ফি পরিশোধ করি। বুয়েটে অধ্যয়ন কালীন সময়ে আমি মোটামোটি নিশ্চিত ছিলমি যে DBBL আমাকে পূনরায় বৃত্তির জন্য নির্বাচিত করবেন। পরবর্তীতে DBBL বৃত্তির জন্য আমি আবারো চুড়ান্তভাবে নির্বাচিত হই। ব্যাংকের বৃত্তির টাকা দিয়ে আমি সফলভাবে বুয়েট থেকে স্নাতক পর্যায়ের পড়াশুনা শেষে করি।

DBBL এর বৃত্তির জন্যই আমাকে আর্থিক অসচ্ছলতায় পড়তে হয়নি এবং আমি স্নাতক পর্যায়ের প্রতিটি সেমিষ্টারে ভাল ফলাফল করতে থাকি তারই ধারাবাহিকতায় জিপিএ ৪.০০ এর মধ্যে ৩.৮৫ পয়েন্ট অর্জন করে স্নাতক চুড়ান্ত পরীক্ষায় উর্ত্তীণ হই। আমার কঠোর পরিশ্রম, বয়োজোষ্ঠ্যদের দোয়া এবং ডাচ্-বাংলা ব্যাংকের বৃত্তির জন্যই সম্ভব হয়েছে আমার এই সাফল্য। শুধূ অর্থনৈতিক অসচ্ছলতার কারনে অনেক ছাত্র-ছাত্রী লেখাপড়া থেকে অকালেই ঝরে পড়ে, কিন্তু আমি সৌভাগ্যবান ছিলাম যে অর্থনৈতিক অসচ্ছলতা থাকা সত্ত্বেও ডাচ্-বাংলা ব্যাংকের বৃত্তির কারণে আমার লেখাপড়ার উল্লেখযোগ্য অংশ সমাপ্ত করতে পেরেছিলাম।

এখন আমি গ্রীণ ইউনির্ভাসিটি অব বাংলাদেশ এর EEE বিভাগে প্রভাষক হিসাবে কর্মরত আছি। আমি PhD. করার স্বপ্ন দেখি। ডাচ্-বাংলা ব্যাংকের কাছে কৃতজ্ঞতা প্রকাশ করে শেষ করা যাবে না, শুধু আল্লাহর কাছে এই প্রার্থনা করি এই ব্যাংকটি আরো উন্নতি করুক এবং তাদের সহযোগিতার হাত আরো প্রসারিত হোক। বৃত্তিপ্রাপ্ত সকল ছাত্র-ছাত্রীর পক্ষ থেকে রইল ডাচ্-বাংলা ব্যাংকের প্রতি শুভকামনা।

Joynal Abedin fulfilled mother's dream

I was born in a farmer's family at Salotoka village under the Gangni upazilla of Meherpur district. My father was the only one earning member with two sisters of our family. When I studied in class nine my sisters also studied in another class and it was a war to manage our educational expenses, with additional cost of our family but my father never lost hope. Specially, my mother always searched for any new option to support our family. We, the three students got A+ in SSC examination among 146 students.

From my SSC level, my mother's thoughts became true. So, I am very thankful to the Almighty that me and my family work very hard. But the reality was too tough because to admit into a good university, students should be very brilliant and different. On the other hand, the significance of a renowned college is very important. My mother was a housewife but she was very ambitious.

She had a dream about me to be a student of a very good college of Dhaka city but accommodation cost and educational expenses in Dhaka city remain very high. She was always very hopeful and searched for a 'support' to move on this way. She asked me to try to get admit in a college of the city and I also got the chance to admit in class XI in Dhaka Residential Model College. But I realised that my family was unable to manage my expenses in the capital. Then I came to know about Dutch-Bangla Bank educational scholarship from a senior brother. I applied for the scholarship and finally I was selected by the grace of Almighty. After getting the scholarship I became very much happy. Because getting this scholarship it helps me to continue my study properly.

This Dutch-Bangla Bank scholarship was my only one 'support' which helps me to move on. At that time, after getting the scholarship I fully concentrated on my study and achieved GPA 5 in HSC exam. I am very thankful to Dutch-Bangla Bank because the bank stands beside me by giving the education scholarship at that tough time.

Without the scholarship it was totally impossible to continue my study properly. After passing HSC exam, when I prepared to get admit in BUET. But the date of the scholarship expired. Then my parents managed my educational expenses by taking loan from different institutions. When, I came to know about all of this I felt a mental pressure. If I cannot get chance in any place, my study will stop instantly. But I was confident that if I get admitted in any Govt. University then I will be selected for Dutch-Bangla Bank scholarship again. So, I started to work very hard. At last, by the grace of Allah I achieved the merit list in the admission test with 80th position in BUET, 372nd at 'K' Unit in Dhaka University, 65th in IUT and 127th in Buetex.

Later, I admitted in EEE in BUET and applied again for Dutch-Bangla Bank scholarship. I paid BUET admission fee from the Dutch-Bank Bank scholarship fee in HSC which was deposited in the bank. When I studied in BUET, I was sure that the bank will select me for the scholarship.

Later, I was selected for the Dutch-Bangla Bank scholarship finally. At last, I completed my bachelor degree successfully from BUET riding on the Dutch -Bangla Bank scholarship.

I have never faced financial instability due to Dutch-Bangla Bank scholarship and I performed well in every semester of the bachelor stage and in that continuation I achieved 3.85 point out of 4.00 point in the final examination. My hard work, senior's good wishes and Dutch-Bangla Bank scholarship helped me to bring this success. Many students faced financial uncertainty but I was lucky. Although, I had financial uncertainty but I completed the very important part of my study-life only for Dutch-Bangla Bank scholarship.

Now I am a Lecturer of Green University of Bangladesh in EEE department. I have a dream to complete Ph.D. I am very thankful to Dutch-Bangla Bank. I pray to Almighty for the gradual development of the Bank and I wish they open their helping hand widely. A very good wishes to the Dutch Bangla Bank from those who get Dutch-Bangla Bank scholarship.

ডাচ্-বাংলা ব্যাংক এর এমন প্রশংসাতুল্য পথচলা আগামীতে আরো বেগবান হোক

ডাঃ মো. হারুন অর রশীদ

ডাচ্-বাংলা ব্যাংক ফাউন্ডেশনের প্রতি আমি ভীষনভাবে কৃতজ্ঞ। কৃতজ্ঞতা প্রকাশের পাশাপাশি অতীতের কিছু কথা বলছি যা সত্যিই বলা প্রয়োজন।

২০০৬ সাল। সদ্য উচ্চ মধ্যমিক পরীক্ষায় এ প্লাস পেয়ে পাশ করেছি এবং ইউনিভার্সিটিতে পড়ার স্বপ্ন দেখছি। এদিকে ১৯৯৭ সাল থেকে অসুস্থ পিতার চিকিৎসার পিছনে পরিবার সর্বশান্ত। দুঃখ দূর্দশায় নিমজ্জিত পরিবারে আমিই ছিলাম বাবা-মার একমাত্র আশার আলো। তার আমাকে ঘিরে আশায় বুক বাঁধতেন। যাহোক, এইচএসসি পাশ করার পর কোথায় ভর্তি হব, কিভাবে পড়ালেখা চালাব, পরিবার কিভাবে চলবে ? এসব চিন্তায় আমিও হারিয়ে যাচ্ছিলাম। এমনি এক সময়ে মহান আল্লাহ্‌র রহমতে আমার এক মামার কাছ থেকে DBBL এর বৃত্তির খবর পেয়ে বৃত্তির জন্য আবেদন করি ও নির্বাচিত হই।

পরবর্তীতে আমি ময়মনসিংহে অবস্থিত বাংলাদেশ কৃষি বিশ্ববিদ্যালয় এর ভেটেরিনারী সায়েন্স ফ্যাকাল্টিতে DVM (Doctor of Veterinary Medicine) কোর্সে ভর্তি হই । আমার মত হাজারো অসহায় ছাত্র-ছাত্রীর দূঃসময়ের বন্ধু ডাচ্-বাংলা ব্যাংক নিরবিচ্ছিন্ন ভাবে বৃত্তির অর্থ প্রদান করে আমাকে DVM কোর্স সম্পন্ন করতে সহায়তা করেছে। আমি ২০১০ সালে DVM এবং ২০১২ সালে মাস্টার্স কোর্স সম্পন্ন করি। পরবর্তীতে ৩৪ তম বিসিএস পরীক্ষায় উত্তীর্ণ হয়ে বিসিএস (প্রানিসম্পদ) ক্যাডার পাই এবং ০২ জুন ২০১৬ইং তারিখে প্রানিসম্পদ অধিদপ্তর, ফার্মগেট, ঢাকায় যোগদান করি।



সহকর্মীদের সাথে ডাঃ মো. হারুন অর রশীদ (ডান দিক থেকে দ্বিতীয়)

ডাচ্-বাংলা ব্যাংক সহযোগিতার হাত বাড়িয়ে দেওয়ায় আজ হয়তো দুঃস্থ পরিবারের অনেকেই আমার মত সফলতা পেয়েছে এবং দেশপ্রেমে উদ্বুদ্ধ হয়ে দেশের কল্যাণে যার যার অবস্থান থেকে কাজ করে যাচ্ছে। সুতরাং ডাচ্-বাংলা ব্যাংক এর এমন প্রশংসাতুল্য পথচলা আগামীতে আরো বেগবান হোক - সেটাই প্রত্যাশা করছি।

পরিশেষে, ডাচ্-বাংলা ব্যাংক এর প্রতি কৃতজ্ঞতা জানাই এবং যে সকল ব্যক্তিবর্গের উদ্যোগে DBBL এর শিক্ষা বৃত্তি কার্যক্রম চালু রয়েছে তাঁদের বিনম্র সম্মান জানাই।

ডাঃ মো. হারুন অর রশীদ
ভেটেরিনারী সার্জন, ৩৪তম বিবিএস (প্রানিসম্পদ),
উপজেলা প্রানিসম্পদ দপ্তর, রাঙ্গুনীয়া, চট্টগ্রাম

Let's the admirable journey of Dutch-Bangla Bank gets pace

Dr. Md. Harun Ar Rashid

I am very thankful to Dutch-Bangla Bank Foundation. Apart from offering thanks I am telling about some previous experience which is needed to explain.

It was 2006. I just passed HSC examination obtaining with A+ and have a dream to read in a university. Besides, my family was utterly ruined on my ill father's treatment from 1997. I was the only one light of hope for my parents in the shattered family. They have dreams about me. Anyway, after passing HSC I was very worried about admission, continuation of study and bearing family expenses. I was upset about these. At that moment I was informed from my uncle about DBBF scholarship by the grace of Almighty. I applied and was selected for the scholarship finally.

Later, I admitted in the Doctor of Veterinary Medicine (DVM) course in science faculty of Bangladesh Agriculture University at Mymensingh. Dutch- Bangla Bank financially helped me to complete DVM course by the scholarship and many more students also. I completed DVM course in 2010 and Master degree in 2012. Later, I passed BCS 34th batch in fisheries and livestock cadre and I joined in Fisheries and Livestock Department, Farmgate, Dhaka.

Because of Dutch-Bangla Bank scholarship many needy family like us get success and are inspired in patriotism and work for the development of the country from their respective places. I wish the admirable journey of Dutch-Bangla Bank will get pace in future.

At last, I am very thankful to Dutch-Bangla Bank and those noble persons who started the scholarships system. I cordially salute them from the core of my heart.

Dr. Md Harun Ar Rashid
Veterinary Surgeon, 34th BCS (Fisheries and Livestock)
Fisheries and Livestock Department, Rangunia,
Chittagong

A few of many memorable incidents and illustrations of the impact of DBBL Cataract operation program for the poor blind patients are described here under:

দৃষ্টি প্রতিবন্ধীত্ব আমাদের দেশের একটি অবর্ণনীয় সামাজিক সমস্যা। চোখের ছানি হলো অন্ধত্বের প্রধান কারণ। তবে আশার কথা হলো, প্রাথমিক অবস্থায় ৮০% ছানিপড়া রোগীকেই ছানি অপারেশনের মাধ্যমে স্বাভাবিক দৃষ্টিশক্তি ফিরিয়ে দেয়া যায়। কিন্তু আমাদের দেশের প্রত্যন্ত এলাকার অনেক দরিদ্র ছানি পড়া রোগী এই ছানি অপারেশনের সুযোগ থেকে বঞ্চিত। এই অবস্থা বিবেচনা করে ডাচ্-বাংলা ব্যাংক ২০০৮ সালে প্রত্যন্ত অঞ্চলের দরিদ্র ছানি পড়া রোগীদের জন্য ইনট্রা ওকিউলার লেন্স ব্যবহার করে বিনামূল্যে চোখের ছানি অপারেশন কার্যক্রম শুরু করে। এই কর্মসূচীর মাধ্যমে ২০১৬ সাল পর্যন্ত সারাদেশব্যাপী ১০ হাজারেরও বেশি দরিদ্র ছানি পড়া রোগীর চোখের ছানি অপারেশনের মাধ্যমে স্বাভাবিক দৃষ্টিশক্তি ফিরে পেয়েছেন। অসহায় এই সব মানুষগুলোর স্বাভাবিক জীবনে ফিরে আসার পথে সহযোগী হতে পেরে ডাচ্-বাংলা ব্যাংক আজ গর্বিত। এমনি দু'জন ছানিপড়া অসহায় রোগীর স্বাভাবিক জীবনে ফিরে আসার কাহিনী এখানে তুলে ধরা হলো ঃ

DBBL Cataract operation Programme

Visual impairment is an immense social problem in our country. Cataract is the major cause of blindness and 80% of them can resume vision through cataract operation. A large number of poor rural people are deprived of the opportunity to cure the problem. Keeping their sufferings in mind, in the year 2008 Dutch-Bangla Bank started a new program of operating cataract patients more than 8,000 surgery (Intra Ocular Lens) throughout the country in phases. Under this program more than 8,000 surgery have been done till the year 2015. Dutch-Bangla Bank feels proud to assists the victims. Two successful stories are mentioned here:

চোখের আলো ফিরে পেয়েছেন অটোরিক্সাচালক জাকির হোসেন

অটোরিক্সাচালক জাকির হোসেনের বর্তমান বয়স ৪৫ বছর। প্রায় দেড় যুগ ধরে এই পেশায় আছেন। স্ত্রী এবং এক ছেলে ও এক মেয়ে নিয়ে তার সংসার। ছেলেটি দশম শ্রেণীতে এবং মেয়েটি পঞ্চম শ্রেণীতে পড়ে। পরিবার নিয়ে থাকেন গোড়ান ৮ নম্বর লেনের ২২৪ নম্বর বাসায়। প্রকৃতপক্ষে ঢাকার অলিগলি ও রাজপথই তার আসল ঘর। প্রতিদিন সকাল থেকে মধ্য রাত পর্যন্ত এই শহরের একপ্রান্ত থেকে অন্য প্রান্তে যাত্রী নিয়ে ছুটে বেড়ান। প্রতিদিনের রোজগার থেকে জমা খরচ বাদ দিয়ে যা থাকে তা দিয়ে তার সংসার চলে । এভাবেই পেরিয়ে গেছে দেড় যুগ। এই দীর্ঘ সময়ে এমন অনেক ঘটনা ঘটেছে যা মনে হলে তিনি আনন্দিত ও গর্বিত বোধ করেন। আবার এমন কিছু বেদনাদায়ক ঘটনা ঘটেছে যেগুলোর কারণে তার অনেক বড় ক্ষতি হয়েছে। একবার যাত্রীবেশী ছিনতাইকারীরা মরিচের গুড়া দিয়ে তৈরী একধরনের তরল পদার্থ তার চোখে লাগিয়ে দেয়। এতে তার চোখ মারাত্মক ক্ষতিগ্রস্ত হয় এবং ধীরে ধীরে তার দৃষ্টি শক্তি ঝাপসা হয়ে যায়। বাধ্য হয়েই তিনি অটোরিক্সা চালানো বন্ধ করে দেন। ফলে তার আয় রোজগারও বন্ধ হয়ে যায়। দেখা দেয় চরম অর্থনৈতিক দূর্দশা। ধার দেনা করে কোন রকমে সংসার চালানো গেলেও বকেয়া পড়ে যায় বাড়ি ভাড়া। বাড়িওয়ালা প্রতিদিনই ভাড়া পরিশোধের তাগাদা দিয়ে যায়। এদিকে ছেলের এসএসসি পরীক্ষার ফিসও জমা দিতে হবে। শত কষ্টের মধ্যেও তিনি ছেলেমেয়ের লেখাপড়া খরচ নিয়ে কখনো কার্পণ্য করেননি। কারণ তিনি তার ছেলেমেয়েকে উচ্চশিক্ষত করে সুনাগরিক হিসেবে গড়ে তুলতে চান। কিন্তু তার এই স্বপ্ন আজ ভেঙ্গে যেতে বসেছে, কারণ ছেলের এসএসসি পরীক্ষার ফিস জমা দেওয়ার মত টাকা তার হাতে নেই।

তিনি বুঝতে পারেন সংসার ঠিক রাখতে হলে এবং ছেলে-মেয়েদের লেখা পড়া চালিয়ে যেতে হলে তাকে রোজগার করতে হবে। আর এজন্য প্রথমেই তাকে দৃষ্টি শক্তি ফিরে পেতে হবে । তিনি চক্ষু বিশেষজ্ঞের কাছে গিয়ে জানতে পারেন যে তার চোখে কৃত্তিম লেন্স সংযোজন করা গেলে তিনি আবার আগের মত দেখতে পারবেন। কিন্তু এই অপারেশনের জন্য প্রয়োজনীয় ২০ হাজার টাকা যোগাড় করতে না পারায় তাকে বিনা চিকিৎসায় মানবেতর জীবন যাপন করে যাচ্ছেন।

একদিন এলাকার এক ডাক্তারে কছে থেকে তিনি জানতে পারেন ডাচ্-বাংলা ব্যাংক বিনা মূল্যে অসহায় ও দরিদ্র রোগীদের ছানি অপারেশন করে থাকে। তিনি বুকভরা অশা নিয়ে ডাচ্-বাংলা ব্যাংক আয়োজিত চক্ষু ক্যাম্পে যোগাযোগ করেন। প্রাথমিক পরীক্ষার-নিরীক্ষা শেষে ডাচ্-বাংলা ব্যাংকের সুদক্ষ চক্ষু সার্জন গণ গত ২৬ জানুয়ারী ২০১৬ তারিখে তারা চোখে সফল ভাবে কৃত্তিম লেন্স সংযোজন করে দেন।



মোঃ জাকির হোসেন

চোখের আলো ফিরে পেয়ে জাকির হোসেন বর্তমানে আবার আগের মত অটোরিক্সা চালিয়ে জীবিকা নির্বাহ করছেন। দূর হয়েছে তার অর্থনৈতিক দূর্দশা। তার দক্ষ হাত ও অভিজ্ঞ চোখের সমন্বয়ে মনের আনন্দে ছুটে চলেন শহরের এক মাথা থেকে অন্য মাথায়।

Auto rickshaw driver Jakir Hossain gets back eye-sight

Auto rickshaw driver Jakir Hossain is now 45 years old. He is doing this job about one and half decade ago. There are wife and a son and a daughter in his family. His son reads in class ten and his daughter in class five. He lives in house no 224, road no 8 at Goran. Basically, different lane and roads are his real home. Everyday, he moves with passengers in his auto-rickshaw from morning to late night in the city. He managed his family with the daily basis income after adjusting deposit and earning. In this way he passes one and half decade. Within this long period of time, some events happened in his life which made him very happy and proud. Besides, few painful occurrences cost him dearly.

One day, some snatchers who were acting like passengers put pepper spray in his eyes. So, his eyes were affected very badly and the power of his eye sight gradually became very low. He was bound to stop driving auto-rickshaw. So his income stopped bringing extreme financial crisis. He managed his household activities by loan but he could not manage the house rent. The house owner comes everyday for collecting the house rent. On the other hand he had to pay his son's examination fees also. With the thousands of pains, he never hesitate to manage his children's educational expenses. Because, he wanted to establish his children as highly educated citizen. But this dream shattered because he has no money to pay for his son's SSC examination fees.

He understood that he has to earn for maintaining his family and his children's study. At first he have to get back his eyesight. He was informed from an eye specialist that if lens is replaced in his eyes then he could get back the eye sight again. But he needed twenty thousand taka only.

He can't manage twenty thousand taka as his life is already distressed. One day he was informed from a doctor that Dutch-Bangla Bank has been organizing cataract operation at free of cost for the poor blind patients. He later contacted with the cataract operation camp, organized by Dutch- Bangla Bank.

After primary treatment, special eye surgeons of Dutch-Bangla Bank operated his eye and added false lens in his eyes successfully on 26th January 2016.

After getting back eyesight, Jakir Hossain now lives with driving auto-rickshaw as same as he did previously. All types of financial problem has removed. By the combination of his skilled hand and experienced eyes he moved on with mental happiness from one side to another in the capital.

নাছিমার সকল আশংকা দূর করেছে ডাচ্-বাংলা ব্যাংক

নাছিমা খাতুন ময়মনসিংহের গফরগাঁও থানার এক নিভৃত গ্রামের পল্লী বধূ। তার স্বামী আব্দুল জলিল একজন দিনমজুর। ভিটা বাড়ি ব্যতীত তাদের কোন জায়গা জমি নেই। স্বামী আব্দুল জলিল অন্যের জমিতে দিনমজুরী দিয়ে যা আয় করে তা দিয়ে সংসার খরচ মেটানো যায় না বলে আরো কিছু আয়ের আশায় কিশোর বয়সী ছেলে লেখাপড়া বন্ধ করে দিয়ে রং মিস্ত্রীর কজে যোগ দিয়েছে। নাছিমা খাতুন নিজেও বাড়ীতে শাক-সবিজি চাষ করে কিছু আয়ের চেষ্টা করেন। তবুও তিন ছেলে ও চার মেয়ে নিয়ে ৯ সদস্যের বৃহৎ পরিবারের দৈনন্দিন মৌলিক চাহিদা গুলো সব সময় পূরণ করা যায় না। কিছু চহিদা অপূর্ণই থেকে যায়। আর এটা নিয়ে তাদের কোন অভিযোগ নেই। দারিদ্র্য যাদের নিত্য সঙ্গী তাদের অভাব-অভিযোগ নিয়ে পরে থাকলে চলবে কেন ?



নাছিমা খাতুন

যাই হোক এভাবেই স্বামী, ছেলে-মেয়ে আর সংসার নিয়ে ব্যস্ততার মধ্যে নাছিমার দিন কেটে যায়। কিন্তু কিছু দিন ধরে এক ভিন্ন ধর্মী সমস্যা তাকে জ্বালিয়ে মারছে। আর তা হলো তিনি কিছুদিন ধরে চোখে ঝাপসা দেখছেন। যত দিন যাচ্ছে দৈনন্দিক কাজকর্ম করা

তার জন্য কঠিন হয়ে যাচ্ছে। তিনি বুঝতে পারেন যে, এভাবে চলতে থাকলে খুব তাড়াতাড়ি তিনি অন্ধ হয়ে যাবেন। তাই তিনি একজন চক্ষু বিশেষজ্ঞের সাথে পরামর্শ করে জনতে পারেন যে তার চোখে ছানি পড়েছে। তিনি আরো জানতে পারেন যে, অপারেশনের মাধ্যমে লেন্স সংযোজন করা গেলে আবার তিনি আগের মত দেখতে পাবেন এবং দুই চোখের অপারেশন বাবদ ২০-২৫ হাজার টাকার মত লাগবে। টাকার পরিমান শুনে নাছিমা পুরোপুরি দমে যান। কারণ তার পরিবারের পক্ষে এত টাকা যোগার করা কখনোই সম্ভব নয়।

তাই তার ভয় আরো বেড়ে যায় এই আশংকায় যে, এবার হয়ত অন্ধ হয়েই বাকী জীবন পার করতে হবে। কিন্তু নাছিমাকে অন্ধ হতে হয়নি। তার সকল আশংকা দূর করেছে ডাচ্-বাংলা ব্যাংক। অর্থাৎ তার দুই চোখেই ছানি অপারেশন হয়েছে এবং এর যাবতীয় ব্যয় বহন করেছে ডাচ্-বাংলা ব্যাংক। দৃষ্টি ফিরে পেয়ে নাছিমা আবার আগের মত গৃহস্থালি কাজ করে যাচ্ছেন।

Dutch-Bangla Bank removes Nasima's sorrow

Nasima Khatun is a village wife under Gafargaon thana in Mymensingh. His husband, Abdul Jalil was a day labour. They had no extra land except their house land. It is not possible to maintain the family only for his husband's income by giving labour on other's land so only for earning more her teenager son joined as a carpenter stopping his study. Nasima Khatun also tried to earn something by selling vegetables. But it is not possible to fulfill their basic needs always in a nine member family. Some basic needs always remain unfulfilled. And they have no complaint about it. Why they will raise complaint when poverty is their daily-life partner.

However Nasima's life was going on with husband, children and family in a very busy way. But for few days she feels a serious problem in her eyes. As the days go on it becomes too hard to do daily works with a poor eyesight.

So she understood that if it goes on in such way she will be blind soon. So, after consulting with an eye specialist she was informed that her eyes are affected by cataract. She was also informed that if her eyes are operated and lens are added she could see again. She needs 20,000-25,000 (twenty to twenty five thousand taka) to operate her eyes. After knowing the amount of money she was very frustrated. Because, to manage such kind of big amount is not possible for her family. She became very afraid and worried about having a blind life.

But, she had not to be blind. Dutch- Bangla Bank removed her all anxiety. At last, her eyes cataract was operated. Dutch- Bangla Bank bore all expenses. Getting eyesight Nasima is doing her household activities as same she did previously.

A few of many memorable incidents and illustrations of the impact of DBBL Smile Brighter program for the poor cleft-lipped boys and girls are described here under:

ঠোঁটকাটা যতটা না স্বাস্থ্যগত সমস্যা তার চেয়ে বেশী সামাজিক প্রতিবন্ধকতা। ঠোঁটকাটা ছেলেমেয়েদের পড়াশুনা চালিয়ে যাওয়া, সামাজিক আচার অনুষ্ঠানে যোগদান করা কিংবা বিয়ে দেয়া ইত্যাদি নানাবিধ ক্ষেত্রে প্রতিবন্ধকতার সম্মুখীন হতে হয়। এ অবস্থা বিবেচনা করে, ডাচ্-বাংলা ব্যাংক প্লাস্টিক সার্জারীর মাধ্যমে চিকিৎসা প্রদান করে ঠোঁটকাটা ছেলেমেয়েদের মুখে হাসি ফিরিয়ে আনতে ২০০৩ সাল থেকে "স্মাইল ব্রাইটার" নামে একটি অনন্য সাধারণ চিকিৎসা কর্মসূচি গ্রহণ করেছে। এ কর্মসূচীর মাধ্যমে ২০১৬ সাল পর্যন্ত ৫,৮৫২ জন দরিদ্র ঠোঁটকাটা ছেলেমেয়েদের মুখের স্বাভাবিক হাসি ফিরিয়ে এনে সমাজের মূল স্রোতে একাত্ম করা হয়েছে। তাদের এই স্বাভাবিক জীবনের সহযোগী হতে পেরে ডাচ্-বাংলা ব্যাংক আজ গর্বিত। অসহায় পিতামাতার এমনি দুজন শিশুর স্বাভাবিক জীবনে ফিরে আসার কাহিনী এখানে তুলে ধরা হলোঃ

DBBL Smile Brighter program

Cleft-lip is far more a social setback than a health problem. Boys and girls cursed with cleft-lips face numerous problems in everyday life ranging from disruption of formal education, attending social ceremonies and impediment at the time of getting married. Considering the gravity of the situation, DBBL has taken the initiative to bring back smile on the face of the boys and girls with cleft-lip through plastic surgery at free of cost since 2003 under the banner "Smile Brighter". More than 5,500 numbers of poor cleft-lipped boys and girls have so far been successfully operated across the

country till 2015 bringing them under the main-stream of the society. Dutch-Bangla Bank feels proud to assist the victims. Two stories of two children who are now getting their normal life are mentioned here:

নূপুর এখন সুস্থ ও স্বাভাবিক

গাইবান্ধা জেলার সাদুল্লাপুর উপজেলার রসুলপুর নামক এক প্রত্যন্ত গ্রামে বিমল চন্দ্রের বাড়ি। বর্তমান বয়স ৩১ বছর। অর্থের অভাবে উচ্চশিক্ষা গ্রহণের স্বপ্ন পূরণ হয়নি। পরিবার থেকে অর্থের যোগান না থাকায় এইচএসসি পাশের পর লেখাপড়া বন্ধ হয়ে যায়। পিতার একার আয়ে সংসার চলেনা বিধায় নিজেও শুরু করের ক্ষুদ্র ব্যবসা। মূলত তিনি স্থানীয় বাজারে লুঙ্গি, গামছা ইত্যাদি বিক্রি করে থাকেন। ২০১৪ সালে তিনি বিবাহ বন্ধনে আবদ্ধ হন দিপ্তি রাণীর সাথে। বাব-মা, ভাই-বোন ও স্ত্রীকে নিয়ে সুখেই চলছিল তার দিন। সেই সুখ আরো বহুগুনে বেড়ে যায় যখন সে জানতে পারে যে তাদের ঘর আলো করে নতুন অতিথি আসছে। সন্তান জন্মের সময় প্রত্যেক পিতা-মাতার একটাই চাওয়া থাকে আর তা হলো তাদের সন্তান যেন সুস্থ স্বাভাবিক



অপারেশনের আগে নূপুর

ভাবে জন্ম নেয়। কিন্তু ২০১৫ সালের ১৮ সেপ্টেম্বর যখন তার প্রথম সন্তান নূপুরের জন্ম হয় তখন তার সকল আনন্দ দূর হয়ে যায়। কারণ তার প্রথম সন্তান ঠোঁট ও তালু কাটা সমস্যা নিয়ে জন্মেছে। ঠোঁট ও তালু কাটা এমন একটি অভিশাপ যা শিশুকে সমাজের মূল স্রোত থেকে দূরে সরিয়ে রাখে। একটু বড় হলেই তারা বুঝতে পারে যে তারা সকলের উপহাসের পাত্র তাই তারা সামাজিক আচার-অনুষ্ঠান গুলো এড়িয়ে চলে। অধিকাংশ ক্ষেত্রে তাদের লেখাপড়া বন্ধ হয়ে যায়।

প্রথম সন্তান ঠোঁট ও তালু কাটা সমস্যা নিয়ে জন্ম নেওয়ায় বিমল ও দিপ্তি দম্পতির মন ভেঙ্গে যায়। তারা বুঝতে পারেনা কোন অপরাধে সৃষ্টিকর্তা তাদেরকে এত বড় শাস্তি দিল। একদিকে সন্তানের জন্য দুশ্চিন্তা অন্য দিকে প্রতিবেশিদের টিপ্পনি - এসব কিছু বিমলকে এক কঠিন পরীক্ষার সামনে দাঁড় করিয়ে দেয়। বিমল বুঝতে পারে যে এ ধরনের বিপদে ধৈর্য্য হারা হলে চলবেনা। একে ঠান্ডা মাথায় ধৈর্য্য সহকারে মোকাবেলা করতে হবে। তিনি স্থানীয় ডাক্তারের সাথে পরামর্শ করে জানতে পারেন যে অপারেশনের মাধ্যমে ঠোঁট ও তালু কাটা সমস্যা সারিয়ে তোলা সম্ভব। তবে তার মেয়ের দুটি অপারেশন লাগবে এবং প্রতি অপারেশনের জন্য হাসপাতাল খরচসহ ৪০ হাজার টাকা করে মোট ৮০ হাজার টাকা লাগবে। সাত সদস্য বিশিষ্ট পরিবারের ভরণ-পোষণ ব্যয় মেটাতে গিয়ে যাকে প্রতিনিয়ত হিমশিম খেতে হয়। সেখানে অপারেশনের এই বিপুল ব্যয় সে কিভাবে মেটাবে?

বিমল একটি জাতীয় দৈনিকে ডাচ্-বাংলা ব্যাংকের বিজ্ঞাপন দেখে জানতে পারেন যে ডাচ্-বাংলা ব্যাংক আর্থিক ভাবে অস্বচ্ছল পিতা-মাতার ঠোঁট ও তালু কাটা ছেলে মেয়েদের বিনা খরচে প্লাষ্টিক সার্জারী করে থাকে। তিনি তার মেয়ের অপারেশনের জন্য ডাচ্-বাংলা ব্যাংক কর্তৃপক্ষের সাথে যোগাযোগ করলে গত ৩০ মার্চ ২০১৬ তারিখে বিনা খরচে নূপুরের ঠোঁটে প্লাষ্টিক সার্জারী সম্পন্ন করা হয়। একই ভাবে গত ০১ সেপ্টেম্বর ২০১৬ তারিখে বিনা খরচে নূপুরের তালু কাটা অপারেশন সম্পন্ন করা হয় । বর্তমানে নূপুরের সুস্থ ও স্বাভাবিক জীবন যাপন করছে। তাকে এখন আর কেউ প্রতিবন্ধী বলে টিপ্পনী কাটে না।



বর্তমানে নূপুর

Nupur is fine and normal now

Bimal Chandra's house is in a rural area by the name of Rasulpur village under Sadullahpur upazila of Gaibandha district. At present, he is 31 years old. His dream of higher study was not completed due to financial crisis. After passing HSC he has to stop his study due to financial constraint. The family could not manage the expenses on his father's income only so he started a small business. Basically he sells lungi, towel etc in local market.

In 2014, he married Dipti Rani. His life was going on happily with parents, siblings and wife. His happiness rose to a new mark when he came to know that a new baby is coming in their family. Each parent expected that their

baby will born with a healthy body. But all the pleasure eroded from their life when his first baby was born on 18th September, 2015 as the baby was born with cleft lip and cleft palate problem. To be born with cleft lip and cleft palate problem is a curse which segregated the baby from the mainstream of the society. With the growing up of the baby, they understood that they become very ridiculous in front of the society. So they started to avoid all types of social and cultural functions. Most of the cases they have to stop study.

Bimal and Dipti couple's mind broke down because their first baby was born with cleft lip and cleft palate problem. They couldn't understand that why the Almighty has given them such kind of punishment. In one side, stress for baby's health and on the other hand neighbour's mockery put Bimal in front of a critical juncture.

Bimal understood that it is not time to lose patience. They have to face this problem with cool mind. After contacting local doctors they were informed that cleft lip and cleft palate problem could be solved through operation. But his daughter needs two operations. Each operations cost was Tk forty thousand and they need Tk eighty thousand in total.

One day Bimal saw Dutch-Bangla Bank advertisement in a national daily and was informed that the bank is treating cleft lip and cleft palate problem to the financially insolvent children through plastic surgery with free of cost.

After contacting with Dutch-Bangla Bank authority about his daughters treatment, the bank managed to treat Nupur's lip by plastic surgery with free of cost on 30th March 2016. As same as, Nupur's cleft palate cut operation was completed on 1st September 2016 with free of cost. Now Nupur is living healthy and happy life. Now no one can't tease her as a autistic.

আরাফাতের ঠোঁটে এখন মধুর হাসি ঝিলিক দিয়ে যায়

কাশেম মিয়া একজন মুদি দোকানদার। তার বাড়ী সুনামগঞ্জ জেলার সুরমা থানার সৈয়দপুরে। স্ত্রী মারুফা আকতার ও এক মেয়ে নিয়ে তার সংসার। অর্থ বিত্তের অভাব থাকলেও সংসারে সুখের ঘাটতি ছিলনা। কশেম যা আয় করেন তা দিয়ে মোটামুটি ভাবে সংসার চালিয়ে নিচ্ছেন। ২০১৪ সালের মাঝামাঝি সময়ের কথা- কাসেম দম্পতি বুঝতে পারে যে তাদের ঘর আলো করতে আরেকটি সন্তান আসছে। যেহেতু প্রথম সন্তান মেয়ে তাই তারা খুব করে চাচ্ছিলেন এবার যেন আল্লাহ্ তাদেরকে একটি পুত্র সন্তান দেন। আস্তে আস্তে দিন এগিয়ে যায় আর তাদের স্বপ্নের পালে হাওয়ার তোর আরো বাড়তে থাকে। অবশেষে আসে সেই মহেন্দ্র ক্ষণ। ২০১৫ সালের ২০ মার্চ জন্ম নেয় তাদের দ্বিতীয় সন্তান। তাদের চাওয়া অনুযায়ী আল্লাহ্ তাদেরকে একটি পুত্র সন্তানই দিয়েছেন। কিন্তু তাদের দাঁড় করিয়ে দিয়েছেন এক কঠিন পরীক্ষার সামনে। কারণ তাদের সন্তান ঠোট ও তালু কাটা সমস্যা নিয়ে জন্মেছে। তাই বহুকঙ্খিত পুত্র সন্তান লাভ করেও আজ তাদের মুখে হাসি নেই। বরং তাদের মুখে ভর করে আছে রাজ্যের হতাশা। তারা বুঝতে পারছিলনা কিভাবে এই সন্তানকে নিয়ে পরিবার পরিজনের সামনে দাঁড়াবে।

ছেলের ভবিষ্যৎ চিন্তায় এই গ্রাম্য দম্পতি অসহায় বোধ করতে থাকেন। কারণ তারা জানেন এ ধরণের প্রতিবন্ধিরা আমাদের সমাজ ব্যবস্থায় অপমান আর বঞ্চনার উপলক্ষ্য মাত্র। তবে কি তাদের ছেলে আরাফাত সানি সকলের বঞ্চনা আর উপহাসের পাত্র হয়েই থাকবে ? যখন তারা এ প্রশ্নের সমাধান খুঁজে মরছে তখনই একদিন কাশেম তার দোকানের এক ক্রেতার কাছ থেকে জানতে পারে যে ডাচ-বাংলা ব্যাংক আর্থিক ভাবে অস্বচ্ছল পিতা-মাতার ঠোঁট ও তালু কাটা ছেলে মেয়েদের বিনা খরচে প্লাষ্টিক সার্জারী করে থাকে। তিনি তার ছেলের অপারেশনের জন্য ডাচ-বাংলা ব্যাংকে আবেদন করলে গত ২৩ মার্চ ২০১৬ তারিখে বিনা খরচে আরাফাতের ঠোঁটে প্লাষ্টিক সার্জারী সম্পন্ন করা হয়।



অপারেশনের আগে আরাফাত



বর্তমানে ১৮ মাস বয়সী আরাফাত

একই ভাবে গত ২৮ সেপ্টেম্বর ২০১৬ তারিখে বিনা খরচে আরাফাতের তালু কাটা অপারেশন সম্পন্ন করা হয় । বর্তমানে আরাফাত সুস্থ ও স্বাভাবিক জীবন যাপন করছে। তার ঠোঁটে এখন মধুর হাসি ঝিলিক দিয়ে যায়।

Sweet smile seen in Arafat's face

Kasem Miah is a grocery shop keeper. His house is in Saiyedpur under Surma thana in Sunamganj district. His family was very needy with wife Marufa Akter and a daughter. But they have no shortage of happiness. The family was managed by Kasem's earnings within a minimum way.

It was time in the middle of 2014, Kasem couple could understand that another children is coming to lighten their house. Though their first child was a girl so they keenly expected to the Almighty for a baby boy. The day was going on and the speed of the sails on the boat of dream was very fast. At last, the expected time came to near at hand. On 20th March 2015, their second baby was born. The Almighty has given them a baby boy as their expectation but in a critical condition. Because their baby was born with cleft lip and cleft palate problem. So they were not happy after getting their very expected son.

Their face was gloomy with full of frustration. They could not understand how they will stand in the family with this son.

To think about the baby boy's future the rural couple feels helpless. Because they know that such kind of autistic children is a symbol of criticism in our society. So will their boy Arafat Sunny stay with them in such way? When they search to get the answer of this question then one day Kasem came to know from a buyer in his shop that Dutch-Bangla Bank arranges treatment to the cleft lip and cleft palate problem of the financially insolvent children through plastic surgery with free of cost. He applied to Dutch-Bangla Bank authority for his boy's operation. On 23 March 2016, plastic surgery was done in his boys lip with free of cost. In the same way his cleft palate operation was completed on 28th September 2016 with free of cost. Now Arafat is living healthy and happy life. Now natural smile is seen in his face with full of joy.



Any time
Anywhere

economy and financial market


AMAR STOCK



ECONOMY AND FINANCIAL MARKET

Global economic outlook

A Shifting Global Economic Landscape

After a lackluster outturn in 2016, economic activity is projected to pick up pace in 2017 and 2018, especially in emerging market and developing economies. However, there is a wide dispersion of possible outcomes around the projections, given uncertainty surrounding the policy stance of the incoming U.S. administration and its global ramifications. The assumptions underpinning the forecast should be more specific in the next quarter, as more clarity emerges on U.S. policies and their implications for the global economy.

With these caveats, aggregate growth estimates and projections for 2016–18 remain unchanged relative to the previous Outlook. The outlook for advanced economies has improved for 2017–18, reflecting somewhat stronger activity in the second half of 2016 as well as a projected fiscal stimulus in the United States. Growth prospects have marginally worsened for emerging market and developing economies, where financial conditions have generally tightened. Near-term growth prospects were revised up for China, due to expected policy stimulus, but were revised down for a number of other large economies—most notably India, Brazil, and Mexico.

This forecast is based on the assumption of a changing policy mix under a new administration in the United States and its global spillovers. project Some near-term fiscal stimulus and a less gradual normalization of monetary policy are expected. This projection is consistent with the steepening U.S. yield curve, the rise in equity prices, and the sizable appreciation of the U.S. dollar since the November 8 election. This WEO forecast also incorporates a firming of oil prices following the agreement among OPEC members and several other major producers to limit supply.

While the balance of risks is viewed as being to the downside, there are also upside risks to near-term growth. Specifically, global activity could accelerate more strongly if policy stimulus turns out to be larger than currently projected in the United States or China. Notable negative risks to activity include a possible shift toward inward-looking policy platforms and protectionism, a sharper than expected tightening in global financial conditions that could interact with balance sheet weaknesses in parts of the euro area and in some emerging market economies, increased geopolitical tensions, and a more severe slowdown in China.

Developments in the second half of 2016

Global output growth is estimated at about 3 percent (at an annualized rate) for the third quarter of 2016—broadly unchanged relative to the first two quarters of the year. This stable average growth rate, however, masks divergent developments in different country groups. There has been a stronger-than-expected pickup in growth in advanced economies, due mostly to a reduced drag from inventories and some recovery in manufacturing output. In contrast, it is matched by an unexpected slowdown in some emerging market economies, mostly reflecting idiosyncratic factors. Forward-looking indicators such as purchasing managers' indices have remained strong in the fourth quarter in most areas.

Among advanced economies, activity rebounded strongly in the United States after a weak first half of 2016, and the economy is approaching full employment. Output remains below potential in a number of other advanced economies, notably in the euro area. Preliminary third-quarter growth figures were somewhat stronger than previously forecast in some economies, such as Spain and the United Kingdom, where domestic demand held up better than expected in the aftermath of the Brexit vote. Historical growth revisions indicate that Japan's growth rate in 2016 and in preceding years was stronger than previously estimated.

The picture for emerging market and developing economies (EMDEs) remains much more diverse. The growth rate in China was a bit stronger than expected, supported by continued policy stimulus. But activity was weaker than expected in some Latin American countries currently in recession, such as Argentina and Brazil, as well as in Turkey,

which faced a sharp contraction in tourism revenues. Activity in Russia was slightly better than expected, in part reflecting firmer oil prices.

Commodity prices and inflation

Oil prices have increased in recent weeks, reflecting an agreement among major producers to trim supply. With strong infrastructure and real estate investment in China as well as expectations of fiscal easing in the United States, prices for base metals have also strengthened. Headline inflation rates have recovered in advanced economies in recent months with the bottoming out of commodity prices, but core inflation rates have remained broadly unchanged and generally below inflation targets. Inflation ticked up in China as capacity cuts and higher commodity prices have pushed producer price inflation to positive territory after more than four years of deflation. In other EMDEs, inflation developments have been heterogeneous, reflecting differing exchange rate movements and idiosyncratic factors.

Financial market developments

Long-term nominal and real interest rates have risen substantially since August 2016, particularly in the United Kingdom and in the United States since the November election. As of January 3, nominal yields on 10-year U.S. Treasury bonds have increased by close to one percentage point since August, and 60 basis points since the U.S. election. These changes have been mostly driven by an anticipated shift in the U.S. policy mix. Specifically, U.S. fiscal policy is projected to become more expansionary, with stronger future demand implying more inflationary pressure and a less gradual normalization of U.S. monetary policy. The increase in euro area long-term yields since August was more moderate—some 35 basis points in Germany but 70 basis points in Italy, reflecting elevated political and banking sector uncertainties. The U.S. Federal Reserve raised short-term interest rates in December, as expected, but in most other advanced economies the monetary policy stance has remained broadly unchanged. In emerging market economies, financial conditions were heterogeneous but generally tightened, with higher long-term interest rates on local-currency bonds, especially in emerging Europe and Latin America. Policy rate changes since August also reflected this heterogeneity—with rate hikes in Mexico and Turkey and cuts in Brazil, India, and Russia—as did changes in EMBI (Emerging Market Bond Index) spreads.

Exchange rates and capital flows

The U.S. dollar has appreciated in real effective terms by over 6 percent since August. The currencies of advanced commodity exporters have also strengthened, reflecting the firming of commodity prices, whereas the euro and especially the Japanese yen have weakened. Several emerging market currencies depreciated substantially in recent months—most notably the Turkish lira and the Mexican peso—while the currencies of several commodity exporters—most notably Russia—appreciated. Preliminary data point to sharp nonresident portfolio outflows from emerging markets in the wake of the U.S. election, following a few months of solid inflows.

Forecast

Global growth for 2016 is estimated at 3.1 percent. . Economic activity in both advanced economies and EMDEs is forecast to accelerate in 2017–18, with global growth projected to be 3.4 percent and 3.6 percent, respectively.

Advanced economies are projected to grow by 1.9 percent in 2017 and 2.0 percent in 2018 respectively. As noted, this forecast is particularly uncertain in light of potential changes in the policy stance of the United States under the incoming administration. The projection for the United States is the one with the highest likelihood among a wide range of possible scenarios. It assumes a fiscal stimulus that leads growth to rise to 2.3 percent in 2017 and 2.5 percent in 2018. Growth projections for 2017 have also been revised upward for Germany, Japan, Spain, and the United Kingdom, mostly on account of a stronger-than-expected performance during the latter part of 2016. These upward revisions more than offset the downward revisions to the outlook for Italy and Korea.

The primary factor underlying the strengthening global outlook over 2017–18 is, however, the projected pickup in EMDEs' growth. The projection reflects to an important extent a gradual normalization of conditions in a number of large economies that are currently experiencing macroeconomic strains. EMDE growth is currently estimated at 4.1 percent in 2016, and is projected to reach 4.5 percent for 2017. A further pickup in growth to 4.8 percent is projected for 2018.

- Notably, the growth forecast for 2017 was revised up for China (to 6.5 percent, 0.3 percentage point above the October forecast) on expectations of continued policy support. However, continued reliance on policy stimulus measures, with rapid expansion of credit and slow progress in addressing corporate debt, especially in hardening the budget constraints of state-owned enterprises, raises the risk of a sharper slowdown or a disruptive adjustment. These risks can be exacerbated by capital outflow pressures.
- Nigeria's forecasts were also revised up, primarily reflecting higher oil production due to security improvements.



Growth forecasts for 2017 were instead revised down in a number of other regions

- In India, the growth forecast for the current (2016–17) and next fiscal year were trimmed by one percentage point and 0.4 percentage point, respectively, primarily due to the temporary negative consumption shock induced by cash shortages and payment disruptions associated with the recent currency note withdrawal and exchange initiative.
- Elsewhere in emerging Asia, growth was also revised down in Indonesia, reflecting weaker-than-projected private investment, and in Thailand, in light of a slowdown in consumption and tourism.
- In Latin America, the growth downgrade reflects to an important extent more muted expectations of short-term recovery in Argentina and Brazil following weaker-than-expected growth outturns in the second half of 2016, tighter financial conditions and increased headwinds from U.S.-related uncertainty in Mexico, and continued deterioration in Venezuela.
- In the Middle East, growth in Saudi Arabia is expected to be weaker than previously forecast in 2017 as oil production is cut back in line with the recent OPEC agreement, while civil strife continues to take a heavy toll on a number of other countries.

Risks

Risks to the global growth outlook are two sided but are assessed to be skewed to the downside, especially over the medium term:

- Recent political developments highlight a fraying consensus about the benefits of cross-border economic integration. A potential widening of global imbalances coupled with sharp exchange rate movements, should those occur in response to major policy shifts, could further intensify protectionist pressures. Increased restrictions on global trade and migration would hurt productivity and incomes, and take an immediate toll on market sentiment.
- In those advanced economies where balance sheets remain impaired, an extended shortfall in private demand and inadequate progress on reforms (including bank balance sheet repair) could lead to permanently lower growth and inflation, with negative implications for debt dynamics.
- In addition to the risks already mentioned in the previous section, underlying vulnerabilities remain among some other large emerging market economies. High corporate debt, declining profitability, weak bank balance sheets, and thin policy buffers imply that these economies are still exposed to tighter global financial conditions, capital flow reversals, and the balance sheet implications of sharp depreciations. In many low-income economies, low commodity prices and expansionary policies have eroded fiscal buffers and led in some cases to a precarious economic situation, heightening their vulnerability to further external shocks
- Geopolitical risks and a range of other noneconomic factors continue to weigh on the outlook in various regions—civil war and domestic conflict in parts of the Middle East and Africa, the tragic plight of refugees and migrants in neighboring countries and in Europe, acts of terror worldwide, the protracted effects of a drought in eastern and southern Africa, and the spread of the Zika virus. If these factors intensify, they would deepen the hardship in directly affected countries. Increased geopolitical tensions and terrorism could also take a large toll on global market sentiment and economic confidence.
- On the upside, the support to activity from policy stimulus in the United States and/or China could turn out to be larger than what has been incorporated into current forecasts, which also would result in a stronger pickup of activity in their trading partners unless the positive spillovers are tempered by protectionist trade policies. Upside risks also include higher investment if confidence in the recovery of global demand strengthens, as some financial market indicators seem to suggest.

Policies

The baseline forecast for the global economy points to a pickup in growth over the rest of the forecast horizon from its subdued pace this year, in the context of positive financial market sentiment, especially in advanced economies. Nonetheless, the potential for disappointments is high, as underscored by repeated growth markdowns in recent years. Against this backdrop, and given the diversity in cyclical positions and policy space, priorities differ across individual economies:

- In those advanced economies where output gaps are still negative and wage pressures muted, the risk of persistent low inflation (or deflation, in some cases) remains. Monetary policy therefore must remain accommodative, relying on unconventional strategies as needed. But accommodative monetary policy alone cannot lift demand sufficiently, and fiscal support—calibrated to the amount of space available and oriented toward policies that protect the vulnerable and lift medium-term growth prospects—therefore remains essential for generating momentum. In cases where fiscal adjustment cannot be postponed, its pace and composition should be calibrated to minimize the drag on output.

- In those advanced economies without substantially negative output gaps, any fiscal support should be targeted toward strengthening safety nets (including for aiding the integration of refugees in some cases) and increasing longer-term potential output through high-quality infrastructure investment and supply-friendly and equitable tax reform. In such cases, well-anchored inflation expectations should allow for a gradual pace in the normalization of monetary policy.

- More broadly, accommodative macroeconomic policies must be accompanied by and support structural reforms that can counteract waning potential growth—including efforts to boost labor force participation, encourage investments in skills, improve the matching process in labor markets, liberalize entry into closed professions, increase dynamism and innovation in product and service markets, and promote business investment, including in research and development.

- Emerging market and developing economies face starkly diverse cyclical positions and structural challenges. In general, enhancing financial resilience can reduce the vulnerability to a tightening of global financial conditions, sharp currency movements, and the risk of capital flow reversals. Economies with large and rising nonfinancial debt, unhedged foreign liabilities, or heavy reliance on short-term borrowing to fund longer-term investments must adopt stronger risk management practices and contain balance sheet mismatches.

- In low-income countries that have seen their fiscal buffers decrease over the last few years, the priority is to restore those buffers while continuing to spend efficiently on critical capital needs and social outlays, strengthen debt management, improve domestic revenue mobilization, and implement structural reforms—including in education—that pave the way for economic diversification and higher productivity.

- For the countries hardest hit by the decline in commodity prices, the recent market firming provides some relief, but the adjustment to reestablish macroeconomic stability is urgent. This implies allowing the exchange rate to adjust in countries not relying on an exchange rate peg, tightening monetary policy where needed to tackle increases in inflation, and ensuring that needed fiscal consolidation is as growth-friendly as possible. The latter is particularly important in countries with pegs, where the exchange rate cannot act as a shock absorber. Over the longer term, countries highly dependent on one or a few commodity products should work to diversify their export bases.

- With growth weak and policy space limited in many countries, continued multilateral effort is required in several areas to minimize risks to financial stability and sustain global improvements in living standards. This effort must proceed simultaneously on a number of fronts. To share the long-term benefits of economic integration more broadly, policymakers must ensure that well-targeted initiatives are in place to help those adversely affected by trade opening and to facilitate their ability to find jobs in the sectors of the economy that are expanding. Economic fairness also calls for multilateral and national efforts to crack down on tax evasion and prevent tax avoidance practices. Efforts to strengthen the resilience of

the financial system must continue, including by recapitalizing institutions and cleaning up balance sheets where necessary, ensuring effective national and international banking resolution frameworks, and addressing emerging risks from nonbank intermediaries. A stronger global safety net can protect economies with robust fundamentals that may nevertheless be vulnerable to cross-border contagion and spillovers. Last but not least, multilateral cooperation is also indispensable to address important longer-term global challenges, such as meeting the 2015 Sustainable Development Goals, mitigating and coping with climate change, and preventing the spread of global epidemics.

Developments in Bangladesh Economy

Overview of Bangladesh Economy in FY 2016

Bangladesh economy grew by 7.1 percent, exceeding the 7.0 percent growth target and the 6 percent growth trajectory. This strong growth was mainly supported by industry and services sectors. Annual average CPI inflation continued to decline to 5.9 percent in June 2016, below the target of 6.2 percent. The declining trend in average CPI inflation is mainly driven by favorable food inflation.

In FY 2016, Bangladesh Bank (BB) implemented a cautious but pro-growth monetary policy stance that promotes investments through the strategy of selective easing to support the 7.0 percent growth target and the 6.2 percent inflation target. Both the targets were fulfilled in FY 2016. In the H2 of FY 2016, BB lowered the policy rates by 50 basis points. Market interest rates moderated reflecting policy support and liquidity conditions.

Export grew by 8.9 percent, while import by 5.5 percent in FY 2016. Remittances, however, ended up with a negative growth of 3.0 percent during the same period. The current account surplus of USD 3.7 billion led to an overall balance of USD 5.0 billion, building net foreign assets.

Import benefitted from subdued global commodity prices. Despite some initial competitiveness concerns from appreciation in Real Effective Exchange Rate (REER), exports held up well, despite weak external demand. Support mechanisms like low cost export development fund (EDF) financing for input imports and cash incentives provided some cushion to competitiveness. Foreign exchange reserves reached USD 30.2 billion at the end of FY 2016 equivalent to around eight months of prospective import. Bangladesh Bank tried to smooth out any large fluctuations in the exchange rate and nominal Taka-USD exchange rate remained broadly stable during FY 2016.

GDP Growth

Bangladesh has experienced high and steady growth for more than a decade, with an average growth of over 6.0 percent. Growth exceeded 7 percent in FY 2016, a decade high, and higher than the average in peer Asian economies, making Bangladesh the 3rd best growth performer in Asia.

Growth accelerated to 7.1 percent in FY 2016, up from 6.6 percent in FY 2015, with support from both domestic and external demand. On the supply side, industry and services sectors contributed to the growth. According to the Bangladesh Bureau of Statistics (BBS), GDP at current market price was Taka 17,328.6 billion for FY 2016, which was 14.3 percent higher than that of the preceding fiscal year. In FY 2016, per capita real GDP was estimated at Taka 55259. Per capita nominal GDP and per capita real GDP grew faster in FY 2016 than in the previous fiscal year.

Agriculture Sector

Agriculture growth deceleration stems from lower growth (0.9 percent) in crops and horticulture. Resultantly, the share of agriculture relative to GDP declined from 16.0 percent in FY 2015 to 15.4 percent in FY 2016.

Forest and related services subsector's growth remain unchanged at 5.1 percent. Animal farming sub-sector growth edged up to 3.2 percent in FY 2016. Fishing sub-sectors grew by 6.1 percent in FY 2016.

Total food production (rice-Aus, Aman, Boro and wheat) declined by 0.5 percent to 35.9 MMT in FY 2016. The production of Aus, a relatively minor crop, declined to 2.17 MMT in FY 2016 from 2.33 MMT in FY 2015. Aman production, the second largest crop, increased slightly to 13.5 MMT in FY 2016. Boro, the largest crop of the year, was estimated to be produced at 18.9 MMT in FY 2016.

Industry Sector

Industry sector grew robustly by 11.1 percent in FY 2016, buoyed by power, gas and water supply, and mining and

quarrying subsectors. Mining and quarrying accelerated its growth to 12.8 percent in FY 2016. Electricity, gas, and water supply sub-sector grew by 13.3 percent.

Manufacturing sub-sector grew by 11.7 percent. Its higher growth reflects a strong performance by large and medium scale enterprises (12.3 percent). Similarly, small-scale manufacturing registered a higher growth of 9.1 percent in FY 2016 compared to 8.5 percent in FY 2015.

The large and medium scale manufacturing and small scale-manufacturing sub-sector contributed about 82.7 and 17.3 percent respectively of the total output of the manufacturing sector. Quantum Index of Industrial Production (QIIP) showed a growth of 13.5 percent in FY 2016, which was higher than the preceding fiscal year. Production of motor vehicles, trailers and semi trailers, and other transport equipments grew significantly (85.4 and 74.2 percent) in FY 2016. Computer, electronic and optical products, other non-metallic mineral products, machinery and equipment, electrical equipment, chemicals and chemical products, beverages, food products, and rubber and plastic products registered higher growth in FY 2016 compared to FY 2015. Moreover, other major industry group's production also increased except leather and related products, tobacco products and coke, and refined petroleum products. The woven garments and knitwear, country's two key export items, showed a strong growth of 10.2 percent in FY 2016 compared with 4.1 percent growth in FY 2015.

Services Sector

The services sector improved its performance in FY 2016 and grew by 6.3 percent. Its growth was broad-based and covered public administration and defence, education, health and social work, and transport, storage and communication subsectors. The new public pay scale provided a significant boost to public administration and defence sub-sector. Education sub-sector also posted a higher growth of 11.7 percent in FY 2016. Transport, storage and communication sub-sector grew by 6.1 percent in FY 2016. Wholesale and retail trade, repair of motor vehicles, motorcycles and personal and household goods; hotel and restaurants; and real estate, rental, and business activities sub-sectors grew slightly higher at 6.5, 7.0 and 4.5 percent respectively in FY 2016 compared to 6.4, 6.8 and 4.4 percent respectively in FY 2015. Health and social work sub-sector also recorded a higher growth of 7.5 percent in FY 2016 compared to 5.2 percent in FY 2015.

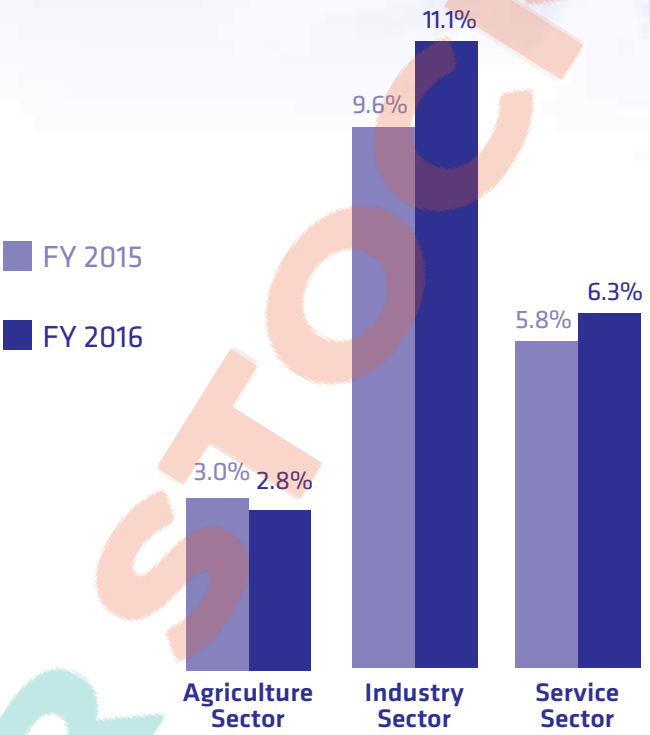

Sectoral Composition of GDP

With continued economic transformation, sectoral composition of output is shifting towards industry and away from agriculture, a pattern commonly observed in other countries. The contribution of the industry sector in GDP increased to 31.5 percent in FY 2016. This was mainly driven by the manufacturing sub-sector whose share in GDP increased by 0.8 percentage point to 21.0 percentage points.

On the other hand, services sector's share in GDP declined slightly to 53.1 percent in FY 2016 as compared to the preceding fiscal year. However, the shares of public administration and defence, and education sub-sectors increased while those of real estate, renting and business activities and community, social and personal services subsectors declined.

Agriculture's share in GDP marginally declined in FY 2016 to 15.4 percent from 16.0 percent in preceding fiscal year mainly due to reduced share of crops and horticulture,

the leading sub-sector comprising of 54.4 percent of agriculture, which declined to 8.4 percent in FY 2016 from 8.9 percent in FY 2015.

GDP by Expenditure

Expenditure-based GDP in FY 2016 increased by 14.3 percent to Taka 17,328.6 billion as compared to FY 2015 .Gross domestic expenditure (GDE) reflects the aggregate demand generated by domestic economic activity, measured as the sum of consumption and investment and net export. Domestic demand was estimated at Taka 18,138.7 billion at current market prices in FY 2016, 12.1 percent higher than FY 2015. Net export was estimated at Taka -806.6 billion in FY 2016.Total consumption expenditure and trade deficit accounted for 75.0 percent and 4.7 percent of GDE respectively in FY 2016. While investment (comprising both private and public investment) accounted for 29.7 percent of GDP. In nominal terms, investment increased by 17.4 percent outpacing the growth in consumption 10.2 percent.

Bangladesh Bank's policy towards economic development

Bangladesh Bank pursued cautious but growth-supportive, inclusive and investment friendly monetary policy stances in FY 2016 with a view to achieving desired economic growth and maintaining inflation at a moderate level. Monetary and credit policies and programmes were designed to contain average inflation at 6.2 percent and attain output growth of 7.0 percent as per aspiration of FY 2016 national budget. Available data indicate attainment of key objectives of monetary and credit programmes and policies for FY 2016. Though broad money (M2) growth surpassed the target ceiling a bit due mainly to an extraordinary growth in net foreign assets, overall domestic credit growth remained below the target ceiling in FY 2016. Though government's net borrowing from the banking system ended up with an upbeat at the end of FY 2016; it was in a downward trend in entire period of the fiscal year which created an extra-space for the private sector and as such private sector credit grew robustly at 16.6 percent overshooting the targeted ceiling of 14.8 percent at the end of June 2016.

Strong private sector credit growth, stability in macroeconomic management along with the uninterrupted supply of gas and electricity throughout the year contributed to achieve 7.1 percent real GDP growth in FY 2016 and lifted up the country from the 6.0 percent GDP growth trajectory. Annual average CPI inflation contained at 5.9 percent, well below the targeted level of 6.2 percent even though the pass through of global oil price decline to consumer prices was belated and minimal. Government's domestic borrowing using the costly instrument of high yield non-bank NSD instruments was non-inflationary nearly entire FY 2016, though afflicting banks with a liquidity glut and Bangladesh Bank with a high sterilisation cost burden.

Partly due to subdued price levels in global commodity markets, import growth in FY 2016 remained slow and lagging in absorbing the inflows from workers' remittances and growing exports and foreign direct investment (FDI), Bangladesh Bank had to keep buying the market surpluses of USD inflows to ease appreciation pressures on Taka. The consequent foreign exchange reserve growth is bolstering confidence of foreign investors on the strength and stability of the Bangladesh economy.

Government policy towards macroeconomic stability and sustainable growth

The Government has continued to pursue a prudent fiscal policy stance with a view to ensuring macroeconomic stability and sustainable growth. Government has undertaken a wide range of reforms to streamline revenue collection and expenditure management.

According to the revised National Budget for FY 2016, the overall budget deficit (excluding grants) as percentage of GDP increased from 3.9 percent in FY 2015 to 5.0 percent in FY 2016. The overall budget deficit (including grants) of 4.7 percent of GDP was largely financed by domestic sources, contribution of which increased to 3.6 percent of GDP in FY 2016 from 3.4 percent of GDP in FY 2015. The Government's financing from banking system increased from 0.03 percent of GDP in FY 2015 to 1.8 percent of GDP in FY 2016, while financing from non- bank sources dropped significantly from 3.3 to 1.8 percent of GDP over the same period.

The growth of total revenue registered a sharp increase from 4.0 percent in FY 2015 to 21.5 percent in FY 2016 mainly benefiting from significant expansion of NBR tax revenue, but it remained below the annual target stipulated in the revised budget for FY 2016. Consequently, revenue-GDP ratio increased from 9.6 percent to 10.2 percent over the same period. Total revenue and grants as a share of GDP improved to 10.5 percent in FY 2016 from 9.8 percent in FY 2015.

Public expenditure as percentage of GDP increased from 13.5 percent in FY 2015 to 15.3 percent in FY 2016. It grew by 29.5 percent in FY 2016 compared to 8.6 percent in FY 2015. Current expenditure in FY 2016 stood at 8.7 percent of GDP which was 7.9 percent in FY 2015.

External sector

In FY 2016, despite a weak global economic recovery, macroeconomic performance in Bangladesh was strong, driven by buoyant performance of external sector activities. Export growth increased, while import posted a somewhat lower growth due to lower prices of food and non-food commodities (i.e., iron, cotton, coal, fertilizer, crude petroleum and soya bean oil). Consequently, the current account balance improved, further stabilizing the foreign exchange market, building foreign reserves. Capital and financial account surplus decreased, but was cushioned by a strong current account balance.

Most external sector indicators showed improvements in FY 2016. Current account balance as a percentage of GDP stood at 1.7 in FY 2016 against 1.5 in FY 2015. External debt to GDP ratio declined further and stood at 11.7 percent. REER index appreciated by 5.6 percent but export performance held up well. The foreign exchange reserves stood at USD 30.2 billion covering around 8 months of prospective imports of goods and services.

The current account improvement stemmed from strong export earnings and a pickup in income from services. The capital and financial accounts surplus decreased and stood at USD 478 million and USD 1,610 million respectively in FY 2016. During the same period, overall balance recorded a surplus of USD 5,036 million compared to USD 4,373 million in FY 2015.

Trade Balance recorded a deficit of USD 6,274 million during FY 2016 as compared to the deficit of USD 6,965 million during FY 2015. Significant growth of gross exports along with slight import growth led to lower trade deficit. The deficit in the services account decreased by 12.3 percent to USD 2,793.0 million in FY 2016 from USD 3,186.0 million in FY 2015. The deficit of primary income accounts also lessened by 10.0 percent to USD 2,582.0 million in FY 2016 from USD 2,869.0 million in FY 2015. Secondary income decreased by 3.4 percent from USD 15,895.0 million in FY 2015 to USD 15,355.0 million in FY 2016. The workers' remittances recorded 3.0 percent decrease in FY 2016. The net outcome of all these, the current account balance increased substantially from USD 2,875.0 million surplus in FY 2015 to USD 3,706.0 million in FY 2016.

Foreign Direct Investment (FDI) is now an important driver of the financial account. The Government in its 7th five-year plan placed strategic priority on FDI. FDI inflow increased by 9.3 percent, crossing the USD 2.0 billion mark for the first time. Portfolio investment, however, decreased significantly by 67.3 percent to USD 124 million in FY 2016, partly reflecting the lower yield in government securities.

Export earnings increased by 9.8 percent in FY 2016 to USD 34,257.2 million from USD 31,208.9 million in FY 2015. Woven and knitwear products (RMG), which fetch about 82 percent of total export earnings, registered a strong growth from USD 25,491.4 million of FY 2015 to USD 28,094.1 million in FY 2016. Export of Woven and Knitwear products grew by 12.8 and 7.5 percent respectively in FY 2016.

The EDF commenced its operation in 1989 with the participation of International Development Association (IDA) and Government of Bangladesh (GOB), to provide foreign exchange refinancing facilities to exporters. In June 2016, the fund was enhanced to USD 2,000 million. Furthermore, USD 200 million has been allocated to refinance the Green Projects. Exporters can avail EDF loan for imports against export LC/firm export contract/ inland back to back L/C through Authorized Dealer (AD) banks. The EDF refinancing covers sectors like textile, garments, accessories/packaging material, plastic goods, leather goods & footwear, ceramic wares, dyed yarn, agro food processing, bicycle, etc. At present, the single party

borrower maximum limit is set at USD 20.0 million, except some specific sectors having lower limits. The limit is maximum USD 15.0 million for leather goods & footwear, ceramic wears, dyed yarn, agro-food processing and bicycle. The interest rate on EDF financing facilities is six month USD LIBOR+2.5 percent. Out of that, Bangladesh Bank's portion is LIBOR+1 percent and the rest of 1.5 percent is shared by commercial banks. In general, the reimbursement from the EDF is initially made for a tenor of 180 days with a provision for further extension of 90 days, if required for delay in repatriation of related export proceeds of the exporter concerned.

Total import in FY 2016 stood at USD 39,715.0 million registering a growth of 5.5 percent compared to USD 37,662.0 million in FY 2015. Import of food grain recorded significant negative growth of 29.1 percent (rice 77.9 percent and wheat 3.8 percent) in FY 2016 mainly due to decrease of rice import. Import (landed) for food grains stood at USD 1,057.6 million in FY 2016 compared to USD 1,490.6 million in FY 2015. Import of other food items' increased by 17.8 percent to 3,511.2 million in FY 2016 from USD 2,980.4 million in FY 2015. Except negative growth of milk & cream (22.4 percent) and sugar (17.4 percent), all other items showed positive growth. Consumer and intermediate goods increased by 3.2 percent to USD 20,488.6 million in FY 2016 from USD 19,847.6 million in FY 2015. Capital goods and others categories grew by 9.0 percent to USD 17,863.4 million in FY 2016.

The terms of trade was unchanged at 85.9 in FY 2016 as in FY 2015 (base year FY 2006). Both the export price index and import price index increased by 7.5 and 7.4 percent respectively during the year.

Consumer Prices in Bangladesh

Annual average CPI inflation in Bangladesh has continued its declining trend in FY 2016 as in FY 2015. The headline inflation rate stood at 5.9 percent in June 2016 against the forecast of 6.1 percent reported in the Monetary Policy Statement (January- June 2016) of Bangladesh Bank, while it was 6.4 percent in FY 2015. A sharp fall in food inflation resulting from sufficient food-grains supply mainly contributed to the decline of headline inflation. In addition, lower fuel prices and non-fuel commodity prices in the international market, accommodative money supply and stable exchange rate altogether played an instrumental role in this respect. Similarly, the twelve-month point-to point CPI inflation went down to 5.5 percent in June 2016 from 6.3 percent in June 2015.

The rate of annual average food inflation depicted a declining trend while point -to- point food inflation showed mixed trends in FY 2016. Annual average food inflation continuously declined from 6.5 percent in July 2015 to 4.9 percent in June 2016. However, Point-to-point food inflation stood at 6.1 percent in July 2015 and reached 3.8 percent in February 2016. With some fluctuations in the following few months, point-to-point food inflation ended up 4.2 percent in June 2016 that was much lower than 6.3 percent that prevailed in June 2015.

Although annual average non-food inflation followed upward trend, point-to-point non-food inflation had a mixed trend throughout FY 2016. Annual average non-food inflation rate gradually increased to 7.5 percent in June 2016, which was 5.9 percent in June 2015. However, in June 2015, point-to- point non-food inflation was 6.2 percent. With ups and downs in the following few months, the rate reached its peak at 8.7 percent in January 2016, due mainly on clothing and footwear; gross rent, fuel and lighting; and furniture furnishing and others. Since January 2016, point-to-point non-food inflation kept declining to reach 7.5 percent in June 2016.

Core inflation (non-food, non-fuel) on point-to-point basis has been continuously higher over headline inflation but showed a mixed trend throughout FY 2016 and reached its peak at 9.4 percent in January 2016 and settled down to 8.2 percent in June 2016, which was 6.7 percent in June 2015. Monthly general, food and non-food inflation also showed a mixed trend in FY 2016. In FY 2016, Inflation in urban area was much higher than that of rural areas. In rural areas, average inflation was 5.3 percent in June 2016 (6.2 percent in June 2015), while it was 7.1 percent in urban areas (6.8 percent in June 2015).

Savings and Investment

Gross domestic savings (GDS) in FY 2016 at current market price stood at 25.0 percent of GDP, higher than 22.2 percent of GDP in the previous fiscal year. Gross national savings (GNS) increased to 30.8 percent of GDP in FY 2016 from 29.0 percent in FY 2015.

Gross domestic savings (GDS) and national savings at current market prices increased significantly by 28.9 and 21.2 percent respectively in FY 2016, sharply higher than in FY 2015.

Investment as a share of GDP edged up to 29.7 percent in FY 2016 from 28.9 percent in FY 2015. Although public investment declined marginally, it was more than offset by the pick-up in private investment, which rose from 22.1 percent in FY 2015 to 23.0 percent in FY 2016. As a result, domestic savings-investment gap as a percentage of GDP declined from 6.7 in FY 2015 to 4.7 in FY 2016. This gap was met with the help of the net factor income and net current transfer.

Public Finance

Public finances have gradually been improving in the country through budgetary measures. Within the economy's potential, the FY 2016 budget was formulated with the vow to scale the wall of 7.0 percent GDP growth similar to the seventh five-year plan, after years of drifting in the edge of 6.0 percent growth trap. All out efforts have been made to put the economy on a path of higher growth by stimulating private investment-both domestic and foreign, creating special economic zones, fast tracking several transformative infrastructure projects, adopting national social protection strategy and also spending more on human capital and skill development. Attention has increasingly turned to lift foreign direct investment (FDI) from 0.5 percent of GDP to 1.00 percent and raising the rate of female labour force participation are the other strategies bound to yield good growth dividend over the medium term. In the budget for FY 2016 raising total factor productivity (TFP) by making labour and capital more productive through the wider application of ICT has also been listed as a means to achieve higher growth.

To stabilize the fiscal consolidation, efforts were made to raise direct tax buoyancy, to rationalize on development spending and leakage and to hold public debt at sustainable level. Budget deficit contained at 5.0 percent of GDP in FY 2016.

Revenue Receipts

The revised total revenue receipts in FY 2016 stood at Taka 1,774.0 billion, which was 14.9 percent lower than initial target. It was 21.5 percent higher than the actual revenue receipts in FY 2015. The tax revenue constituted 87.6 percent of the total revenue receipts and was 20.7 percent higher than the actual tax collected in FY 2015. The non-tax revenue of FY 2016 was 28.1 percent higher than that of FY 2015. In the revised budget for FY 2016, total revenue receipts as percentage of GDP stood at 10.2 percent which was 9.6 percent in FY 2015. The total tax revenue receipts, as percentage of GDP was 9.0 percent in FY16 which was 8.5 percent in the preceding fiscal year. Similarly, the total non-tax revenue receipts as percentage of GDP stood at 1.3 percent in FY 2016 which was 1.1 percent in FY 2015.

In the revised budget for FY 2016, direct taxes on income and profit increased by 27.2 percent to Taka 518.0 billion from Taka 407.1 billion in FY 2015. Receipts from taxes on income and profit, supplementary duty and value added tax (VAT) increased by 27.2, 18.9 and 18.8 percent respectively in FY 2016 compared to those of FY 2015.

Expenditure

The total expenditure in the revised budget for FY 2016 amounted to Taka 2,645.7 billion (15.3 percent of GDP) which was 29.5 percent higher than the actual expenditure in FY 2015. The current expenditure in the revised budget for FY 2016 stood at Taka 1503.8 billion (8.7 percent of GDP) which was 26.4 percent higher than the actual expenditure of Taka 1,189.9 billion in FY 2015.

Annual Development Plan

The Annual Development Programme (ADP) for FY 2016 was revised downward by 6.2 percent to Taka 910.0 billion. However, it was 50.7 percent higher than the actual ADP for FY 2015. In revised budget for FY 2016, it is found that nearly, 43.5 percent of the total ADP was spent on the infrastructure sector (power, oil, gas and natural resources, transport and communication), 17.0 percent on the social sector education and religious affairs and health, nutrition, population and family welfare), and 5.2 percent on agriculture sector.

Financing FY 2016 Budget Deficit

Total deficit (excluding grants) in the revised budget for FY 2016 stood at Taka 871.7 billion (5.0 percent of the GDP). The domestic borrowing component of the deficit financing was Taka 621.8 billion (3.6 percent of the GDP) in FY 2016. Of this component, Taka 316.8 billion (1.8 percent



of the GDP) was bank borrowing and Taka 305.0 billion (1.8 percent of the GDP) was non-bank borrowing mainly net sales of national savings schemes. The foreign financing component (excluding grants) of the budget deficit was Taka 199.6 billion (1.2 percent of the GDP).

Near and Medium -Term outlook for Bangladesh Economy

The near- and medium-term outlook for Bangladesh economy looks positive, supported by higher domestic and foreign investments, buoyant trade, capital inflows and favorable inflationary environment.

Global economic prospects remain sluggish and growth has been revised downward, particularly for the advanced countries (WEO, October 2016). Most of the macroeconomic indicators in Bangladesh are performing well and domestic demand remains buoyant. In recent months, prompt actions taken by the Bangladesh Government in the aftermath of the terrorist attacks in July 2016 helped restore investors' confidence. Nonetheless, any fallout from the weaker external demand from a mediocre global growth needs to be closely monitored.

In 2015, Bangladesh reached the lower middle-income country status, and expects to reach upper middle-income country status by 2030 or earlier. The government's focus on easing infrastructure bottlenecks and improving business climate would support potential growth and medium term growth performance. The government's prudent fiscal policy, accompanied by the Bangladesh's Bank monetary policy and effective supervision are expected to support macro-financial stability.

Aided by pragmatic policy support from the Bangladesh Government and Bangladesh Bank, the low and stable inflation accompanied by a macroeconomic environment helped Bangladesh become a role model of sustainable finance. In this regard, banks and financial institutions are playing a significant role by providing credit to the un-banked, un-served and underserved people, particularly women supported by the low cost refinance windows of Bangladesh Bank for Micro, Small and Medium Enterprises (MSMEs) output initiatives and eco-friendly green projects. These policies would make finance and growth more sustainable.

Looking ahead, in FY 2017, domestic credit is projected to grow by 16.4 percent (y-o-y) with private sector credit growing by 16.5 percent and credit to the public sector by 15.9 percent. In FY 2017, imports are projected to grow by 8.5 percent, exports by 8.5 percent and remittances by 10.0 percent. The foreign exchange reserves are projected to reach USD 33.0 billion or higher in FY 2017 from USD 30.2 billion in FY 2016.

From a macro perspective, domestic demand growth is expected to remain robust over the near and medium-term reflecting demographics, investments, and improving infrastructure and cost of doing business. Furthermore, favorable monetary conditions would likely support growth but economic spillovers from weaker external demand need to be closely monitored.

Money, Credit and Financial Market

Stance of Monetary and Credit Policy

Bangladesh Bank pursued cautious but growth-supportive, inclusive and investment friendly monetary policy stances in FY 2016 with a view to achieving desired economic growth and maintaining inflation at a moderate level. Monetary and credit policies and programmes were designed to contain average inflation at 6.2 percent and attain output growth of 7.0 percent as per aspiration of FY 2016 national budget. Available data indicate attainment of key objectives of monetary and credit programmes and policies for FY 2016. Though broad money (M2) growth surpassed the target ceiling a bit due mainly to an extraordinary growth in net foreign assets, overall domestic credit growth remained below the target ceiling in FY 2016. Though government's net borrowing from the banking system ended up with an upbeat at the end of FY 2016; it was in a downward trend in entire period of the fiscal year which created an extra-space for the private sector and as such private sector credit grew robustly at 16.6 percent overshooting the targeted ceiling of 14.8 percent at the end of June 2016.

Strong private sector credit growth, stability in macroeconomic management along with the uninterrupted supply of gas and electricity throughout the year contributed to achieve 7.1 percent real GDP growth in FY 2016 and lifted up the country from the 6.0 percent GDP growth trajectory. Annual average CPI inflation contained at 5.9 percent, well below the targeted level of 6.2 percent even though the pass through of global oil

price decline to consumer prices was belated and minimal. Government's domestic borrowing using the costly instrument of high yield non-bank NSD instruments was non-inflationary nearly entire FY 2016, though afflicting banks with a liquidity glut and Bangladesh Bank with a high sterilization cost burden.

Partly due to subdued price levels in global commodity markets, import growth in FY 2016 remained slow and lagging in absorbing the inflows from workers' remittances and growing exports and foreign direct investment (FDI), Bangladesh Bank had to keep buying the market surpluses of USD inflows to ease appreciation pressures on Taka. The consequent foreign exchange reserve growth is bolstering confidence of foreign investors on the strength and stability of the Bangladesh economy.

Money and Credit Situation

Following the growth supportive stance, broad money (M2) growth was programmed at 15.0 percent where growth in net foreign assets and net domestic assets were projected at 11.1 percent and 16.2 percent respectively. Broad Money (M2) grew by 16.3 percent in FY 2016 against 15.0 percent targeted and 12.4 percent actual growth in FY 2015. Broad money growth above the targeted level can be attributed to buoyant growth in net foreign assets (NFA). Growth in NFA stood at 22.8 percent against the targeted growth of 11.1 percent for FY 2016. Higher growth in NFA above the target is the outcome of higher export growth along with moderate import growth. Domestic credit grew by 14.4 percent against the targeted growth of 15.5 percent for FY 2016 and actual 10.1 percent growth in FY 2015. Domestic credit grew lower than the targeted level due to lower public sector credit growth. Growth in public sector credit stood at 3.3 percent against the targeted 18.7 percent in FY 2016, while public sector credit growth was negative 2.5 percent in FY 2015.

An unusually high receipt of the government borrowing originated from net selling of national saving certificates and supernatural profit earnings by the state-owned Bangladesh Petroleum Corporation (BPC) owing to a drop in global oil prices contributed to subdued growth in public sector credit. However, credit to the private sector recorded at 16.8 percent in FY 2016 against the targeted growth of 14.8 percent for FY 2016 and actual 13.2 percent growth in FY 2015. BB's revised policy rates, access of foreign financing facilities at lower interest rate, subdued lending rates as well as political stability have contributed to an increase in private sector credit growth in FY 2016. Thus, net domestic assets (NDA) in the banking system registered 14.3 percent growth in FY 2016 against the targeted 16.2 percent growth, while it was 9.9 percent in FY 2015.

Reserve Money Developments

Reserve money (RM) has been used as an operating target to modulate liquidity consistent with the overall monetary projection. The weekly auctions of Government treasury bills and bonds usually influence the level of RM, while repo and reverse repo operations are applied for smoothing the money market.

In line with the projected broad money growth, the monetary programme set a 14.3 percent growth of RM for FY 2016 but the actual growth was 30.1 percent. Reserve money growth was unprecedentedly higher than the target due to Bangladesh Bank's absorption of excessive flow of foreign currency from the banking system. Bangladesh Bank bought USD 4,131.0 million from the foreign exchange market in FY 2016 to maintain external competitiveness of Taka against the US dollar. As a result, net foreign assets of Bangladesh Bank increased by Taka 236.6 billion and stood at Taka 2,102.4 billion in FY 2016 against the programmed level of Taka 1,865.8 billion.

On the other hand, net domestic assets stood negative at Taka 176.3 billion against the programmed level of negative Taka 174.2 billion. Domestic credit of BB registered 61.1 percent growth associated with its components where public sector credit recorded 96.7 percent growth against the programmed growth of 10.5 percent. BB's credit to the deposit money banks stood at Taka 43.8 billion in FY 2016 against the targeted amount of Taka 52.1 billion in FY 2016.

Money multiplier decreased to 4.8 in FY 2016 as compared to 5.4 in FY 2015. Reserve deposit ratio increased to 0.089 in FY 2016 from 0.086 in FY 2015 and currency-deposit ratio also increased to 0.154 in FY 2016 as compared to 0.126 in FY 2015. Changes in both reserve deposit and currency-deposit ratios led to decrease in money multiplier.

Income Velocity of Money

The income velocity of money decreased to 1.89 in FY 2016 from 1.92 in FY 2015. The rate of decrease in FY 2016 was 1.6 percent as against 0.5 percent decline in FY 2015. Income velocity of money was on a declining trend over the past several years indicating increased speed of transaction because of some other factors, which includes rapid commercial bank branch expansion and financial inclusion, drives in the financial system.

Bank Credit

Outstanding bank credit (excluding foreign bills and interbank items) during FY 2016 rose by Taka 925.8 billion or 16.2 percent to Taka 6,654.7 billion as against an increase of 13.5 percent in FY 2015. The rise in the bank credit during FY 2016 was driven by both the increase in bills and advances.

Bank Deposits

Bank deposits (excluding interbank items) increased by Taka 1,032.8 billion or 13.8 percent to Taka 8,495.8 billion during FY 2016 against 12.6 percent increase in FY 2015. The rise in total bank deposits was shared by all kinds of deposits. Time deposits increased by Taka 771.5 billion or 12.3 percent and stood at Taka 7,039.5 billion in FY 2016 against growth of 12.1 percent during FY 2015. Demand deposits increased by Taka 173.7 billion or 24.0 percent in FY 2016 to Taka 897.6 billion against 12.5 percent decrease in FY 2015. Government deposits increased by Taka 87.6 billion or 18.6 percent to Taka 558.7 billion in FY 2016 against 20.1 percent increase in FY 2015.

Credit/ Deposit Ratio

The credit/deposit ratio of the scheduled banks, excluding the specialized banks was 0.8 at the end of June 2016, which was also 0.8 at the end of June 2015.

Bank Rate

The bank rate remained unchanged at 5.0 percent in FY 2016, which became effective on 6 November 2003 that has been just a symbolic rate having no effective role in implementing monetary policy of Bangladesh Bank.

Interest Rates on Deposits and lending

The weighted average interest rates on deposits moved upward from FY 2011 to FY13. Deposit rates gradually declined from a pick of 8.5 percent in FY 2014 to 5.5 percent in FY 2016. Similarly, weighted average interest rates on lending also moved upward from FY 2011 to FY 2012 and gradually declined from a pick of 13.7 percent in FY 2012 to 10.4 percent in FY 2016. Access of foreign financing facilities at lower interest rate, the subdued policy rate coupled with stringent loan practices by Bangladesh Bank contributed to decline in interest rates on both deposits and lending. The spreads between lending and deposit rates were above 5.0 percent from FY 2011 to FY 2014. The interest rate spread pulled down to 4.9 percent in FY 2015 and further marginally declined to 4.8 percent in FY 2016 following the declining trend of both lending and deposit rates.

Interest Rate and Liquidity Management

Borrowing and lending interest rates of banks were on a declining trend in FY 2016, aided by low interest foreign borrowing option kept open for input and capital equipment imports by manufacturing undertakings. Bangladesh Bank also reduced the repo and reverse repo rates by 50 basis points to 6.75 percent and 4.75 percent respectively on 14 January 2016 to align the policy rates with market rates and to stimulate investment. However, the market was still swamped with excess liquidity, which induced to introduce 7- day and 14-day Bangladesh Bank Bills alongside the 30-day Bill in FY 2016 to effectively manage the market liquidity.

Effective transmission of monetary policy requires strengthening credit and debt markets. Towards enhancing effectiveness of the financial market instruments in order to smooth functioning of transmission channels for monetary policy, Bangladesh Bank's supervisory oversight on credit disbursement and loan recovery disciplines in banks and financial institutions has been intensified in FY 2016. In doing so, BB has given particular emphasis on risk management, internal audit and internal controls, accountability and transparency. Besides, firmly discouraging the abetting of habitual, willful repayment default; creating room for helping out recovery of genuine businesses distressed by circumstances beyond their control with realistic debt restructuring in line with international best practices. Furthermore, digital technology has been employed to investigate big financial transaction and loans in order to stop the repetition of banking irregularities.

Financial Markets, Foreign Exchange Market and Workers' Remittances

Bangladesh Bank (BB) continued its efforts to maintain transparency and stability in financial market of the country during FY 2016. BB remained cautious about financial market development and reacted with its repo market operation to ensure soundness of its monetary policy stance. Because of BB's proactive role money markets were stable and liquid with the spread of call money rate (with policy rate) evolving steadily around the policy repo rate.

Money Market

Call Money Market

The money market in Bangladesh comprising banks and financial institutions passed through a steady growth path in FY 2016. BB provided repo, special repo and liquidity support facility (LSF) to the primary dealers (PDs) and non-PD banks against their holdings of eligible treasury bills and bonds.BBs prudential policy measures resulted in a stable weighted average interest rate in the call money market ranging from 3.7 percent to 5.7 percent. During FY 2016, weighted average interest rate showed a declining trend and remained closely aligned to the policy repo rate.

Repo Auctions

Bangladesh Bank usually conducts various types of repo auctions to provide overnight liquidity facility to banks at a pre-determined policy rate as against the collateral face value of government treasury bills and bonds to maintain their instant liquidity requirements. Repo and reserve repo rates were reduced by 50 basis points and refixed at 6.7 percent and 4.7 percent respectively from 7.2 percent and 5.2 percent on 14 January 2016 while special repo rate remained unchanged at 9.7 percent for discouraging banks to borrow from BB and encouraging them to borrow from the market for achieving broad objective of monetary policy.

A total of three repo auctions (including special repo and LSF auctions) were held during FY 2016. In all 10 bids for Taka 13.3 billion were received, of which Taka 13.1 billion was accepted. During FY 2015 total 2,983 bids for Taka 4,597.2 billion were received, of which Taka 4,593.4 billion was accepted. The volume of accepted amounts decreased by 99.72 percent during FY 2016. The range of interest rate against the accepted bids was 7.25-10.25 percent per annum, which was same as previous fiscal year.

Reverse Repo Auctions

In line with the broad objective of monetary policy, Bangladesh Bank continues to mop up liquidity from the banks through the reverse repo auctions in order to keep up reserve money and money multiplier on track. In case of reverse repo, BB does not provide any collateral to the banks. A total of 215 daily reverse repo auctions were held in FY 2016. In total 1,797 bids of 1-2 day and 472 bids of 3-7 day tenors for a total of Taka 14,538.5 billion were received and Taka 11747.9 billion was accepted. During FY 2015 bids for Taka 5,477.6 billion were received and all bids were accepted. The interest rate against the accepted bids was 5.25 percent, which changed at 4.75 percent per annum since 14 January 2016.

Bangladesh Bank Bill

Operations of 7-day and 14-day Bangladesh Bank Bill were introduced in April, 2016 and 30-day Bangladesh Bank Bill which revived in FY 2009 was also continued in FY 2016 as a tool of Open Market Operations (OMOs) in order to effective management and sterilize liquidity of the banking system. With a view to maintaining stable interest rate and exchange rate, Bangladesh Bank vigorously used these instruments in FY 2016.

Government Securities Market

Government Treasury Bills Auctions

Treasury bills and bonds are short term and long-term debt instruments issued by Bangladesh Bank on behalf of the Government of Bangladesh. These are the indirect monetary instruments that the BB uses mainly for debt management purpose. The objectives of issuing these securities are two-fold. The first is to provide a mechanism for financing Government budget deficit and secondly managing excess liquidity prevailing in the market. According to the revised auction procedure 12 PD banks will accept 60 percent and 25 non PD banks will accept 40 percent of the unsubscribed amount of auction considering their total demand and time liabilities (TDTL). Of 60 percent of the notified amount, 50 percent will be distributed among 12 PD banks according to TDTL and the

rest 50 percent will be distributed equally. In addition to the 12 PD banks, currently eight new banks are also acting as PD assuming fixed underwriting obligations. Apart from that, the auction committee may also devolve the unsubscribed amount to Bangladesh Bank considering the auction rate, market timing and macroeconomic situation.

Weekly auctions of 91-day, 182-day and 364-day treasury bills were continued in FY 2016. The range of annual weighted average yields of most of the treasury bills sharply decreased in FY 2016 as compared to FY 2015 due mainly to an existence of excess liquidity situation in the market while Government's borrowing from the banking system was very low.

A total of 3,212 bids amounting to Taka 1914.1 billion were received, of which 878 bids amounting to Taka 588.0 billion (including Taka 16.1 billion as devolved amount) were accepted. The weighted average yield-to- maturity against the accepted bids ranged from 2.4 percent to 6.7 percent. In FY 2015 3,600 bids amounting to Taka 1601.1 billion were received, of which Taka 741.9 billion was accepted.

Bangladesh Government Treasury Bonds (BGTBs) Auctions

Treasury Bonds, bearing half yearly interest coupons with tenors of 2-year, 5-year, 10-year, 15-year and 20-year are auctioned in every month following a pre-announced auction calendar prepared by Bangladesh Bank in collaboration with the Ministry of Finance of the Government of the People's Republic of Bangladesh considering liquidity situation and status of macroeconomic indicators.

Banks are eligible to use government treasury bills and BGTBs for statutory liquidity requirement (SLR) purpose in the form of held to maturity (HTM) and held for trade (HFT). HTM securities are amortized in order to converge at face value and HFT securities are traded following marking to market method. This bills and bonds are eligible for trading in the secondary market. Forty eight (48) auctions of these instruments were held in FY 2016. A total of 2370 bids for Taka 777.3 billion were received and 666 bids for Taka 241.5 billion were accepted, of which Taka 30.1 billion was devolved on BB, PDs and non-PDs. The amount of outstanding bonds was increased by 10.8 percent from Tk. 1,152.7 billion at the end of June 2015 to Taka 1,277.3 billion at the end of June 2016.

The weighted average annual yield to-maturity for the treasury bonds ranged from 4.2 percent to 10.4 percent in FY 2016.

It is mentionable that in FY 2015, bids for a total of Taka 414.8 billion were received and Taka 170.3 billion was accepted, of which Taka 20.9 billion was devolved on BB/ PDs and non-PDs. The overall weighted average yield-to-maturity ranged from 8.4 percent to 12.1 percent in FY 2015.

Bangladesh Government Islamic Investment Bond (Islamic Bond)

The Government issues bond as guarantee against the pool of funds formed by the Islamic banks and individuals in order to develop money market for smooth liquidity management of Islamic banks. Virtually the government does not borrow money from this sector. The return of the bonds depends on profit or loss in line with the Islamic Shariah savings rate and related factors reflected in the balance sheet of the respective Islamic bank. This Government Bond is operated in accordance with the rules of Islamic Shariah. As per the rules, Bangladeshi institutions, individuals and non-resident Bangladeshis who agree to share profit or loss in accordance with Islamic Shariah may buy these bonds. As of end June 2016 the total sale against this bond amounted to Taka 122.9 billion while balance of total amount of financing stood at Taka 37.8 billion and net outstanding against the bond stood at Taka 85.1 billion. As of end June 2015 the total sale against this bond was Taka 135.8 billion against the balance of total financing of Taka 25.4 billion and net outstanding of Taka 110.4 billion.

Credit Market

Advances of Scheduled Banks by Economic Purposes

Total advances of scheduled banks by economic purposes stood at Taka 6,215.6 billion at the end of June 2016, which was 15.9 percent higher than the total advances of Taka 5,361.5 billion at the end of June 2015. Of the total advances, working capital financing sector recorded the significant improvement by 30.2 percent followed by construction sector (23.1 percent), transports and

communication sector (17.3 percent), agriculture, forestry and fishing sector (16.7 percent), trade sector (13.8 percent), industry sector (10.2 percent), and other sectors (4.5 percent) in FY 2016 compared to FY 2015.

Sector-wise contribution of total advances shows that the trade sector played the dominant role (36.0 percent) followed by working capital financing sector (20.0 percent), advances for industry (17.0 percent), construction (9.0 percent), agriculture, fishing and forestry (6.0 percent), transport and communication sector (1.0 percent) and other sectors (11.0 percent) in FY 2016.

Industrial Term Loans of Banks and Financial Institutions

Disbursement of industrial term loans by banks and financial institutions increased by 9.6 percent to Taka 655.4 billion. The outstanding balance showed a positive growth of 18.6 percent and stood at Taka 1,461.0 billion as of end June 2016. However, the overdue increased by 32.9 percent in FY 2016 and that was 13.5 percent of outstanding loans as of end June 2016.

Foreign Exchange Market

Bangladesh Bank closely monitors the foreign exchange market to avoid undue volatility in the exchange rate. BB engages in market interventions if it deems necessary.

In FY 2016, Taka experienced a depreciation of 0.77 percent against US dollar compared to 0.22 percent depreciation in FY 2015 due mainly to BB's interventions in the foreign exchange market to maintain stability as well as to ensure external competitiveness. The weighted average inter-bank rate stood at Taka 78.4 per USD as of 30 June 2016 against Taka 77.80 per USD as of 30 June 2015.

Foreign Exchange Reserves

The gross foreign exchange reserves held by BB comprises foreign exchange, holdings of gold, and Special Drawing Rights (SDR). Foreign exchange reserves grew steadily (20.55 percent) over FY 2016 and stood at USD 30.2 billion at the end of June 2016. BB prioritized capital preservation while increasing returns by diversifying the foreign asset portfolio in bonds (issued by sovereign, supranational and highly reputed foreign commercial banks), Treasury Bills and Treasury Notes of US Government and in short term deposits with internationally reputed foreign commercial banks. In addition, BB opened a new window called Long Term Financing (LTF) to support manufacturing sector of the country with the financial assistance of International Development Association (IDA).

Workers' Remittance

The inflow of remittance from Bangladeshi nationals working abroad has been playing an important role in strengthening the current account balance.

The remittance witnessed fair earnings of USD 14,931.2 million in FY 2016, which is, however, 2.5 percent lower compared to USD 15,316.9 million in FY 2015. The shortfall of remittance is due mainly to the prolonged decline in oil prices and economic downturn in the GCC countries. Bangladesh Bank is encouraging remittance through the formal channel and working on simplifying the remittance distribution networks including easing the approval policy of drawing arrangements between foreign exchange houses abroad and domestic banks. At present, commercial banks have 1142 drawing arrangements with more than 320 exchange houses all over the world for collecting remittances. Banks are being encouraged to open new exchange houses/branch offices. Banks have already established 33 exchange houses/subsidiaries abroad to collect remittances.

Some Micro Finance Institutions (MFIs) have facilitated the delivery of inward remittances. Banks are now using the branch networks of the MFIs and Bangladesh Post Office as the sub-agent for remittance distribution. Banks are instructed to ensure the delivery of remittance to the beneficiaries within 2 (two) working days. Several banks are now allowed to distribute remittance using the countrywide outlets of mobile operators like Grameenphone, Banglalink and Robi. Almost 20 percent remittance came from KSA, 18.2 percent from UAE and 16.2 percent from USA.

Development in the Banking Sector

Banking Sector Performance, Regulation and Bank Supervision

Bangladesh Bank continued its efforts to improve the performance of the banking sector and ensure a sound, efficient and resilient financial system. In FY16, Bangladesh Bank (BB) adopted a number of policy



measures to emphasize risk management and corporate governance in the banks, periodic review of stability of the individual bank as well as the whole banking system, stress testing, monitoring of large borrowers, fraud-forgeries and strengthening internal control and compliance through self assessment of anti-fraud internal controls etc. Monitoring of investment in shares by the scheduled banks has been stringent in light of the amendment brought in the Bank Company Act, 1991 (amended up to 2013). Risk Management Committee at the board level has been made mandatory, with regular evaluation. A revised risk guideline has already been put into effect for banks to improve resiliency. Besides, all core risks management guidelines including Asset Liability Management Guideline have been revised recently for timely identification, measurement, control, and monitoring of all existing and probable risks of banks.

Banking Sector Performance

The banking sector in Bangladesh comprises four categories of scheduled banks- state-owned commercial banks (SCBs), state-owned development financial institutions (DFIs), private commercial banks (PCBs) and foreign commercial banks (FCBs). As of December 2015, there are 56 banks in Bangladesh and the number of bank branches increased to 9397 from 9040 as of December 2014 due mainly to opening of new branches by the banks during the year. At the end of June 2016, the total number of bank branches increased further to 9,453.

In 2015, the SCBs held 27.5 percent share of the total assets, which was the same as in 2014. PCBs' share of the total assets increased from 63.3 percent in 2014 to 64.5 percent in 2015.

Total deposits of the banks in 2015 rose to Taka 7,928.6 billion from Taka 6,965.1 billion in 2014 showing an overall increase of 13.8 percent. The SCBs' share in deposits slightly increased from 28.0 percent in 2014 to 28.4 percent in 2015. PCBs' deposits in 2015 amounted to Taka 5110.4 billion or 64.5 percent of the total deposit compared to Taka 4,449.4 billion or 63.9 percent in 2014.

Aggregate Balance Sheet

Total assets of the banking industry in 2015 increased by 12.8 percent over 2014. During this period, the assets of the SCBs increased by 12.8 percent and those of the PCBs increased by 15.0 percent. Loans and advances stood at Taka 5,846.2 billion which constituted the most significant portion (56.7percent) of the sector's aggregate assets of Taka 10,314.7 billion. Investment in government bills & bonds were Taka 1830.0 billion.

Deposits served as the main sources of funds for the banking industry and constituted 76.9 percent (Taka 7,928.6 billion) of total liability in 2015. Capital and reserves of the banks were Taka 753.5 billion (7.3 percent of the liability) in 2015 compared to Taka 741.3 billion (8.1 percent) in 2014.

Capital Adequacy

Capital adequacy measures the loss absorption capacity of the banks, related to credit, market, operation, interest rate, liquidity, reputation, settlement, strategy, environment and climate change risks etc. Under Basel-III, banks in Bangladesh are instructed to maintain the Minimum Capital Requirement (MCR) at 10.0 percent of the Risk Weighted Assets (RWA) or Taka 4.0 billion as capital, whichever is higher. Under the Supervisory Review Process (SRP), banks are directed to maintain a level of "adequate" capital, which is higher than the minimum required capital and sufficient to cover for all possible risks in their business. This higher level of capital for the banks is usually determined and finalized through SP-SREP (Supervisory Review\ Evaluation Process, the central bank's assessment) dialogue. The amount of capital was Taka 753.5 billion at the end of December 2015.

On 31 December 2015, in aggregate, the SCBs, DFIs, PCBs and FCBs maintained CAR of 6.4, -32.0, 12.4 and 25.6 percent respectively. However, individually, four SCBs, two PCBs and two DFIs did not maintain the minimum required CAR. The CAR of the banking industry as a whole was 10.8 percent at the end of December 2015 as against 11.3 percent at the end of 2014. The CAR of the industry was 10.3 percent at the end of June 2016.

Asset Quality

Loans and advances constitute the largest share of assets. The high concentration of loans and advances can increase credit risk. The most important measure of asset quality in the non-performing loans (NPLs) ratio. At the end of December 2015, PCBs had the lowest and DFIs had the highest ratio of gross NPLs to total loans. PCBs' gross NPLs to total loans ratio was 4.9 percent, whereas that

of SCBs, FCBs and DFIs were 21.5, 7.8 and 23.2 percent respectively. The gross NPL ratios to total loans for the SCBs, PCBs, FCBs and DFIs were recorded as 25.7, 5.4, 8.3 and 26.1 percent respectively at the end of June 2016.

In 2015, the ratio of net NPLs (net of provisions and interest suspense) to net total loans (net of provisions and interest suspense) was 2.3 percent for the banking sector. The net NPLs to net total loan ratios were 9.2, 6.9, 0.6 and -0.2 percent for SCBs, DFIs, PCBs and FCBs at the end of December 2015.The ratios were 11.8, 10.8, 0.6 and 0.9 percent for SCBs, DFIs, PCBs and FCBs respectively at the end of June 2016.

Banks maintained 86.1 percent of the required provisions in 2015. In June 2016, it increased to 87.7 percent. The main reason for the shortfall in provision against NPLs was the inability of some SCBs, DFIs and PCBs including those in the problem bank category due to inadequate profits. 37 out of 39 PCBs were able to maintain the required provision at the end of December 2015, but the remaining two failed due to their poor asset portfolios and earning levels.

Writing off Bad Loans

There is a uniform guideline for write-offs bad /loss loans. According to the policy, the loans classified as bad/loss for the last 5 years or more with 100 percent, provisions embarked can be written-off. The total amount of written off bad debts by Banks was Taka 423.2 billion upto 30 June 2016.

Earnings and Profitability

Although there are various indicators of earnings and profitability, the most representative and widely used one is return on assets (ROA), which is supplemented by return on equity (ROE) and net interest margin (NIM). Earnings as measured by ROA and ROE differ greatly within the banking industry. Analysis of these indicators reveals that the ROA of the SCBs and DFIs was less than the industry average. ROE of the SCBs was -1.5 percent in 2015, but improved compared to negative 13.6 percent in previous year. ROE of the DFIs was also negative. ROE of the PCBs slightly increased to 10.8 percent in 2015 from 10.3 percent in 2014.

Aggregate net interest income (NII) of the banking industry in 2015 stood at Taka 292.9 billion which was Taka 274.2 billion in 2014. NII of the SCBs increased to Taka 40.4 billion in 2015 from Taka 39.7 billion in 2014. NII of the DFIs decreased to Taka 1.7 billion in 2015 from Taka 2.1 billion in the previous year. PCBs held the major portion (76.0 percent) of NII in 2015 like previous years. NII of the PCBs increased to Taka 222.6 billion from Taka 205.8 billion in the last year.

CAMELS Rating

CAMELS rating is a supervisory tool to identify to improve supervision. The previous CAMELS rating guideline has been updated and effective since December 2013.

The revised CAMELS rating guideline has brought not only major changes in ratios or indicators but also modifications in the qualitative evaluation questionnaire. Basel-III principles related to capital adequacy have been reflected in the guideline. Along with emphasizing best quality capital, investments in the capital market, the amount of off balance sheet items in comparison to the capital of the banks, large loan exposures to capital, etc. are considered to calculate capital adequacy. HHI (Herfindahl-Hirschman Index) has been incorporated in the updated CAMELS rating guideline to analyse loan portfolio concentration, as a complement to percentages of classified loans and provisioning in the evaluation of asset quality. The amount of loan disbursed to different risk associated sectors has been included as well. Under this rating system, banking companies are assigned two sets of ratings- (i) performance ratings, based on six individual ratings that address six components of CAMELS (capital, assets, management, earnings, liquidity and sensitivity to Market Risk) and (ii) an overall composite rating, based on a comprehensive assessment of the overall condition of the banking company. Both ratings are expressed by using a numerical scale of "1" to "5" in ascending order of supervisory concern, "1" representing the best rating, while "5" indicating the worst. Any bank rated 4 or 5, i.e., 'Marginal' or 'Unsatisfactory' under the composite CAMELS rating is generally identified as a problem bank, and the activities of these banks are closely monitored by BB.

Bangladesh Bank has introduced the early warning system (EWS) since March 2005 to address the difficulties faced by the banks in any of the areas of CAMELS. Any bank found to have difficulty in any areas of operation, is brought under the Early Warning category and monitored very closely to help improve its performance. Presently, no banks are monitored under EWS.

In December 2015, CAMELS rating, no banks were rated '1' or 'Strong'; the rating of 36 banks was '2' or 'Satisfactory'; rating of 13 banks was '3' or 'Fair'; five banks were rated '4' or 'Marginal' and two banks received the rating of '5' or 'Unsatisfactory'.



Risk Based Capital Adequacy (RBCA) for Banks

To comply with international best practices and to improve financial stability, Bangladesh Bank has commenced implementation of Basel III capital adequacy framework since January 2015. According to Pillar-1 of Basel-III, RWA of banks is calculated against credit risk, market risk, and operational risk.After successful completion of Basel-II in December 2014, BB has started implementation of Basel-III in a phased manner which has already been started since January 2015. At the end of June 2016, CRAR of the banking industry stood at 10.3 percent while CET1 was 7.5 percent which fulfilled Basel-III capital adequacy requirements. However, at individual level, seven banks out of 56 scheduled banks failed to maintain CET1 and CRAR requirements as per Basel-III.

In order to avoid building-up excessive on and off-balance sheet advantage in the banking system, a simple, transparent, non-risk based advantage ratio has been introduced. In Bangladesh, the minimum requirement of leverage ratio is 3 percent. Instructions mentioned in the Guidelines will be adopted phase by phase, with full implementation of capital ratios by December 2019. Under the new capital adequacy framework, all banks will be required to maintain i. Common Equity Tier-1 (CET1) of at least 4.5 percent of the total RWA plus Capital Conservation Buffer (CCB) of 2.5 per cent of RWA ii. Tier-1 capital will be at least 8.5 percent (including CCB) of the total RWA. iii. Minimum total capital to risk-weighted asset ratio (CRAR) should be at least 12.5 percent of the total RWA i.e. Tier-2 capital can be admitted maximum up to 4.0 percent of the total RWA.

Considering the recent scenario of country is banking industry, Guidelines on Risk Based Capital Adequacy has been partially revised and "the entire general provision maintained against unclassified loans and advances will be now considered as capital under Tier-2".

The Supervisory Review Evaluation Process (SREP) of BB includes dialogue between BB and the bank's SRP team, followed by findings/evaluation of the bank's Internal Capital Adequacy Assessment Process (ICAAP). During the SRP-SREP dialogue, BB reviews and determines any additional capital that would be required for banks based on quantitative as well as qualitative judgment. Under the process document, BB provided guidance to calculate required capital against residual risk, credit concentration risk, interest rate risk, liquidity risk, reputational risk, settlement risk, strategic risk, appraisal of core risk management practice, environmental & climate change risk and other material risks. Information of banks' ICAAP is counter checked with the information available from both on-site inspection and off-site supervisory departments of BB. During the SRP-SREP dialogue, the SREP team of BB may apply their prudence and also uses the available information from the inspection departments in determining the adequate capital. All 56 banks submitted their ICAAP report based on 31 December 2014 and one to one meeting with BRPD and SRP team of 56 banks have already been completed.

Loan Classification and Loan-Loss Provisions

BB has changed its policies on loan classification and loan-loss provisions near the end of FY 2013. BB also introduced and clarified the difference between a "defaulted loan," which is a legal concept granting the bank the right to take certain actions against the borrower, and a "classified loan," which is an accounting concept that implies a certain required level of provisioning for expected losses.

Corporate Governance in Banks

Bangladesh Bank has undertaken a number of measures in the recent years to establish good corporate governance in the banking sector. These include a "fit and proper" test for appointment of chief executive officers of PCBs, specifying the constitution of audit committee of the Board, enhanced disclosure requirements, etc. In continuation of the above reforms, the roles and functions of the board and management have been redefined and clarified with a view to specifying the powers of the management and restricting the intervention of directors in day-to- day management of the bank. In this connection, related clauses of the Bank Company Act, 1991 have already been amended.

Risk Management Activities of Banks

Bangladesh Bank has issued six core risks management guidelines (revised during 2015-2016), risk based capital adequacy guideline and stress testing guideline to ensure robustness, efficiency and effectiveness of risk management systems for the banking sector. On 15 February 2012, BB issued another guideline called Risk Management Guideline for banks. This guideline promotes an integrated, bank-wide approach to risk management, which will facilitate banks in adopting contemporary methods to identify measure, monitor and control risks throughout their institutions.

Banks have been instructed to establish Risk Management Division (RMD) in place of previous Risk Management Unit and to appoint a chief risk officer (CRO) from a senior management position (at least from the Deputy Managing Director level) to give more emphasis on risk management practices. BB has instructed the banks to form a risk management committee whose members will be nominated by the board of directors from themselves and the company secretary of the bank will be the secretary of the risk management committee.

A risk rating procedure has been developed to quantify all possible risks based on available information. This risk rating is done on a half yearly basis and carries 15 percent weight in the management component of CAMELS rating. Therefore, a bank's risk management practices will have a significant effect on its CAMELS rating. According to the rating of December 2015, out of 56 scheduled banks, 24 banks were rated as low risk, 23 as moderate and the rest nine as high-risk category banks.

Banks are now required to submit a self-assessment report on internal control systems. The objective of this self-assessment process is to keep the operational risk at a minimum level by strengthening the internal control and compliance system of a bank.

Financial Stability and Macro Prudential Supervision

The Financial Stability Department (FSD) has been engaged to examine the stability of the financial system through macro prudential analysis. Since inception, this department has been publishing Financial Stability Report on a yearly basis to evaluate overall financial stability aiming at conveying the risks and vulnerabilities of the financial system to various stakeholders. In addition, the department has also been publishing a Quarterly Financial Stability Assessment Report (QFSR) with the aim of assessing the overall financial conditions during a quarter.

The department primarily has designed macro stress tests to quantify the impact of possible changes in economic environment on the financial system. The Financial Projection Model (FPM) has also been implemented with the technical assistance of the World Bank. To observe the liquidity management of banks and NBFIs, a tool called Inter-bank Transaction Matrix (ITM) has been introduced. This matrix will help to find out the institutions, which may potentially face any crisis and give early warning signals for safeguarding financial institutions.

The department has developed a framework for identifying and dealing with the Domestic Systemically Important Banks (DSIB) in its jurisdiction due to the underlying assumption that the impact of the failure of DSIBs will be significantly greater than that of a non-systemic institution. The formulation and implementation plan of Counter-cyclical Capital Buffer (CCB) in the time of crisis is under process to resist the pro-cyclicality of financial system. As part of contingency plans, the department has prepared several documents under lender of last resort (LOLR) and Bank Intervention Resolution Plan (BIRP). LOLR aims to provide emergency liquidity assistance (ELA) to banks in serious liquidity problems to prevent or mitigate potential systemic effects resulted from contagion through other banks or market Infrastructures. On the other hand, BIRP provides more effective tools and information in order to enable the orderly resolution of banks without any resort of taxpayers' fund.

The department has been preparing Bank Health Index (BHI) and Heat Map on a half-yearly basis to monitor the relative health of the banks from liquidity, solvency and earning perspectives. A concept paper titled as "Coordinated Supervision Framework for Bangladesh" has also been prepared with a view to better supervise the financial sector and to avoid the duplication of efforts of different regulators. The department has prepared a database called 'Central Depository for Large Credit' (CDLC) as corporate watch-list to observe the indebtedness of the corporate those may create systemic consequences.

Activities of Credit Information Bureau

The objective of Credit Information Bureau (CIB) has been minimizing the extent of default loans in the banking sector. The Online system of CIB, established in 2011, has been playing an important role to maintain a risk free lending procedure in the banking industry. The New CIB Online Solution started its operation in October 2015. It eliminated vendor dependency as well as reduced huge cost. As a result, the performance of the CIB services has been improved significantly in terms of efficiency and quality in reducing time and physical movement for the banks/NBFIs in submission of credit information and CIB report generation process which ultimately make the loan processing activities faster.

The CIB database consists of detailed credit information in respect of borrowers, co-borrowers and guarantors. CIB database includes credit information of borrowers having outstanding amount of Taka 50,000 and above and defaulted credit card information having outstanding amount of Taka 10,000 and above. The total number of borrowers increased by around 22 percent to 1,101,046 at the end of June 2016 compared to 905,112 at the same month of previous year.

The total outstanding amount of loans and advances of the banking and nonbanking financial institutions stood at Taka 6,852.6 billion (including BLW amount) in June 2016, which was around 22 percent higher compared to the same period of last year. Furthermore, total classified outstanding amount increased by around 19 percent in June 2016 over the same period of last year. The classified amount was Taka 929.5 billion in June 2016 while it was Taka 778.4 billion in June 2015.

SOME OF THE PROJECTS FINANCED BY DUTCH-BANGLA BANK



A partial view of a finishing section of a 100% export oriented knit garment industry located at Fatullah, Narayanganj.



A partial view of a most modern dying section of a 100% export oriented knit composite garment industry located at Mirzapur Bazar, Gazipur.



A partial view of a most modern printing section of a 100% export oriented garment industry located at Rupganj, Narayanganj.



A partial view of a 100% export oriented knit composite garment industry located at Rupganj, Narayanganj.



A partial view of a most modern & fully automated 100% export oriented denim fabrics manufacturing, finishing , washing and woven fabrics dying printing and finishing industry located at Sreepur, Gazipur.





A partial view of a most modern & fully automated beverage industry located at Mouchak, Kaliakoir, Gazipur.



A partial view of a most modern food & beverage industry (biscuit factory) located at Domna, Kashimpur, Gazipur.



A partial view of a most modern & exclusive ice cream factory located at Shyampur, Dhaka.



A partial view of a modern sugar refinery & manufacturing industry located at Meghna Ghat, Sonargoan, Narayanganj.



A partial view of a modern restaurant located at Gulshan, Dhaka.



A partial view of a fully automated poultry feed plant located at Sreepur, Gazipur.



A partial view of an electric accessories manufacturing industry located at Sreepur, Gazipur.



A partial view of an electronics appliance (refrigerator) manufacturing industry located at Valoka, Mymensingh.



A partial view of a most modern & sofisticated electric transformer manufacturing industry located at Savar, Dhaka



A partial view of a most modern & exclusive plastic industry located at Kaliganj, Gazipur.



A partial view of a UPVC pipe manufacturing industry located at Zerabo, Savar, Dhaka.



A partial view of a steel re-rolling mill located at Gazaria, Munshiganj.



A partial view of a most modern & sophisticated Pharmaceutical industry located at Sreepur, Gazipur.



A partial view of a ball point pen industry located at Kamrangirchor, Dhaka.



Any time
Anywhere

directors' report


AMAR STOCK



DIRECTORS' REPORT

Bismillahir Rahmanir Rahim

Dear Fellow Shareholders

The Board of Directors is pleased to welcome the honorable shareholders in the 21st Annual General Meeting of the Bank. The Directors' Report along with audited financial statements and auditors' report thereon for the year ended December 31, 2016 are presented before your kind self.

In the report, DBBL's operational performance of 2016 as compared to 2015 has been evaluated and analyzed within the prevailing business environment. The information and analysis may be read in conjunction with the DBBL's audited financial statements for the year ended December 31, 2016 which have been prepared in accordance with Bangladesh Accounting Standards, Bangladesh Financial Reporting Standards, Bangladesh Securities & Exchange Commission rules and applicable legal and regulatory requirements.

REVIEW OF BUSINESS OPERATIONS AND STRATEGY

Principal activities

The principal activities of DBBL are to provide all kinds of commercial banking products and services to the customers including working capital finance, trade finance and project finance for corporate customers, SME loans to small traders & businesses; and house building loan, car loan and wide range of life style and need based loans for retail customers. There are various deposit products particularly suitable for retail and institutional customers. DBBL's state-of-the-art IT platform and online banking system provide the largest ATM network, Fast Track and POS services of the country through which customers are getting any-branch and anytime banking for 24 hours a day and 365 days a year. IT network also provides e-Commerce Payment System, SMS banking, alert banking and internet banking services. Debit cards of MasterCard International and DBBL's propriety cards are in operation. International cards (VISA & MasterCard) of different local & international banks are accepted at DBBL's ATMs for withdrawal of money and at POS terminals for payments of shopping, hotel and dining bills etc. DBBL earlier introduced EMV supported Chip based MasterCard and VISA Credit Cards for the first time in Bangladesh. Thereafter, EMV Nexus Debit Cards were introduced in 2015. The EMV feature shields DBBL customers from any kind of frauds as per the guidelines provided by MasterCard, VISA and Bangladesh Bank.

In addition, mobile banking services were introduced in 2011 by DBBL which was first of its kind in the country to provide banking services to mainly those people who are living in rural areas of the country and mostly deprived of conventional banking services. The mobile banking services were rebranded in 2016 with 'Rocket' logo for more visibility and customer-centric. The mobile banking services are now spread all over Bangladesh. DBBL also introduced Biometric Agent Banking services in 2015. This is deposit based service and extended hands of DBBL branches. The objective is to bring rural small depositors under the banking umbrella.

As part of its strategic plan, DBBL continued to invest heavily to improve and expand IT network, ATM services, and Fast Track and card services, mobile banking and agent banking services along with branch network, business promotion and activities related to Social Cause. Though expenses on such investments in 2016 apparently resulted in lower profit, however, these will substantially improve our capacity to deliver customer services with a wide range of products and services that can be matched with the best in the industry by strengthening IT platform, expanding distribution channels and communication networks, and improving productivity. DBBL's strategic objective is to have a clear competitive advantage over its competitors to provide the full range of banking services via multiple delivery channels through state-of-the-art-technology at the lowest cost.

Brand positioning

Throughout its operation for last 21 years, DBBL has established itself as a different Bank from others. It has differentiated itself as a leader in technology by reaching the latest banking services to its customers through largest ATM network in the country at free or affordable cost. Fast Track was introduced in 2010 to expand the ATM services. Fast Track includes deposit kiosk supported by an officer from the Bank to facilitate deposit in

accounts by our valued customers that is in addition to multiple ATMs housed in a Fast Track. The Fast Track and ATM network was further expanded in 2016.

DBBL has also established itself as a Bank that cares for the society. All the business activities of DBBL are done in full conformity with social, ethical and environmental standards. DBBL is the pioneer in Social Cause programs in the country. It has been intensifying its resources and efforts on a continuous basis to reach the distressed & needy people of the society to bring smile on their faces and to improve their health and educational standard and overall quality of life.

DBBL is continuing a massive and expanded scholarship program since 2011 which provides yearly scholarships to more than 20,000 students mainly studying in HSC and graduation levels.

Mobile banking services expanded and covered whole Bangladesh.

Mobile banking service, first of its kind in the country, introduced by DBBL in 2011, was further strengthened in 2016 to cover the entire Bangladesh. The services were targeted to reach the unbanked poor people of the country, who are deprived from traditional banking services, living mostly in rural and remote areas to include them in financial services network through mobile phone.

Compared to traditional banking, mobile banking services are close to the doorsteps of customers, easier to use (can be operated without writing any cheque or using any card but using pin number only) through mobile phone and highly convenient for instant remittance of money from abroad or within the country to any remote destination of the country.

To serve this untapped and unprivileged market, a total number of 593 employees in 77 offices across the country are continuously working together with agent points to meet customer requirements. In addition, all the 165 DBBL Branches have dedicated counters to serve mobile banking customers where they can make transactions free of cost.

A further extension of banking for mass people to reach even the remotest corner of the country, Biometric Agent Banking services introduced in 2015 was further expanded in 2016. As many as 1080 Sub-Agent Points covering 470 Upazilas under 64 District were operating at the end of December 2016 to serve the agent banking customers. A total of 392 Agents were engaged in providing re-balancing service to the Sub-Agents for smooth operation of customer service.

Our report on mobile and agent banking services is set out on **pages 165 to 188** of this Annual Report.

Customer focus and customers' right

DBBL's performance cannot be judged by just looking at profit figures. DBBL considers that it is the customers' right to get modern, online and full ranges of banking services at an affordable price anytime and anywhere. DBBL's service cost is the lowest in the industry and in most cases services provided through ATM and Fast Track are free. DBBL is committed to put the customers' interest first. In line with its central vision, DBBL is promise-bound to extend personalized services to the full satisfaction of the customers that should be considered by the customers to be the best in the industry.

Corporate governance ensuring best practices

DBBL complies with good corporate governance practices in line with industry best practices and regulatory requirements of The Bangladesh Securities and Exchange Commission (BSEC) and Bangladesh Bank ensuring transparency, accountability and fairness at every step of its business operations to maximize performance with governance.

Corporate governance practices in DBBL are set out on **pages 53 to 74** of this Annual Report.

Managing risks ensuring quality and value of assets and uninterrupted operations

Risk management covering credit risks, operational risks, market risks and other risks is at the heart of all business operations and transactions of DBBL. Risk management systems are designed and implemented to maintain and improve quality and value of assets, and to ensure smooth banking operations and services in a sustainable way to protect interest of shareholders, depositors and all the stakeholders. Risk management system also complies with Bangladesh Bank's core risk management guidelines, guideline for risk management division (RMD) as well as capital adequacy as per Basel III.

Future risks and uncertainties in business outlook and cash flows and DBBL's responses to address such issues.

Potential Risks and Uncertainties	Policy and Action plan for mitigating Risks and Uncertainties
Higher capital requirement under Basel -III Under Basel -III, capital requirement is much higher along with higher proportion of equity capital, to have adequate cushion against credit risk, market risk, operational risk and other residual risks.	• **Retaining profit** A certain portion of profit generated from business operations will be retained to strengthen the capital position of the Bank. • **Strengthening Tier 2 capital** Issuing of subordinated debt to the extent of Taka 5,000.0 million is under process. Because in future, it may be phased out under Basel-III or Basel IV that's why adequate measures would be taken well in time for enhancing Tier-1 capital of the Bank • **Credit rating of borrowers** Increasingly more corporate borrowers will be brought under credit rating to reduce risk weighted assets and capital requirement, • **Strengthening overall risk management system** Overall risk management system will be further strengthened throughout the Bank and particularly under RMD to reduce combined risk exposure of the Bank that will also enhance the capital to risk-weighted asstet ratio of the Bank.
Falling margin Higher cost of funding and customers' pressure on yield and limited scope of further reduction of yield will reduce margin	• **Emphasis on retail deposit** We will put more emphasis on retail account opening and increasing stable and low risk retail deposits to contain our cost of fund and to rationalize operating cost on servicing those accounts • **Benchmarking our lending rate with market** Our lending rate will be rationalized towards competitive market norms reflecting risk status of particular borrower or group of borrowers representing similar industries & borrowers keeping in mind risk- adjusted return on our combined credit portfolio. • **Improving quality of assets** Credit screening, monitoring and recovery efforts will be strengthened to reduce non-performing loans to improve effective yield on loans.

Quality of assets Quality of assets may decline for business or political uncertainty or external reasons	• **Diversified lending** We are continuously diversifying our portfolio towards smaller corporate, SMEs and retail borrowers to reduce portfolio, industry and customer specific credit risks. New organizational structure has been put in place for streamlining our lending operations with particular attention on overall credit risk management and special asset (impaired assets) management. • **Intensified monitoring** We will continue intensified monitoring and recovery efforts, under special assets management division and high powered recovery team, with early warning system in place, to maintain and improve quality of assets
Containing cost / income ratio Cost / income ratio may be increasing	• **Operating cost will be rationalized** Operating cost will be rationalized by using modern software, digitalizing the filing, documentation and working process, improving productivity of resources, improving internal control system and reducing duplication of process , wastage and pilferage. • **Source of income will be diversified** Sources of income will be diversified by developing new value added products and services with particular emphasis on low risk corporate fee income and retail products.
Fierce competition in the market Fierce competition may reduce our market share and growth potential	• **Customer services will be improved** Our state of the art technology, innovative and value added services will help us to attract new customers and to retain existing customers. • **Brand image will be strengthened** We will keep strengthening our brand image, delivery channel and customer services to add value to both corporate and retail customers to bolster our asset and liability growth.
Liquidity and foreign exchange risk Volatile money market and foreign exchange market may increase risk and reduce profit	• **We will pursue prudent asset-liability management.** Our strong treasury team under the guidance of ALCO is watchful of the ongoing market condition and they are operating within limits without taking any undue or disproportionate risk. • **We will have surplus liquidity** We will run comfortable liquidity by containing credit deposit ratio within limits , expanding low cost & stable deposit base to stave off any possible liquidity crisis in banking sector.
Market risk in equity Volatile & bearish stock market may increase market risk and increase loss of the Bank.	• **We have no exposure in stock market** We have no exposure in stock market. We are dedicating our focus and efforts on our core banking business.



Sufficient skilled manpower may not be available Sufficient manpower with adequate experience and expertise may not be available to support the customer services, business growth and brand position	• **We have strong brand image and competitive package** Our working environment and compensation package are highly competitive. Moreover, our strong brand image is increasingly attracting more talented people in joining and staying in DBBL.
Market condition may limit our business growth. Current economic and business condition may slowdown our deposit and business growth.	• **Our products and services will attract and retain the depositors.** Depositors can be retained with better access, product and services. With that end in view we will provide them more convenient access to wide range of banking services and options. We will seek diversified credit growth. Credit portfolio will be grown in a diversified way within acceptable risk profile.
Disruption in online banking system Excessive burden on software system may disrupt or delay transaction resulting in information loss, disruption in business & financial transaction and customer dissatisfaction.	• **We are upgrading our software system** We have upgraded our software and hardware in 2012 enabling the IT platform more secure and capable of handling huge volume compared to our previous system. Moreover, we have implemented Synchronous Disaster Recovery Site (DRS) to provide uninterrupted and reliable banking convenience to our customers. A 2nd data centre is expected to be implemented in 2017, for having extra cushion for ensuring uninterrupted IT operations even under adverse condition.
External factors External factors may adversely affect our business growth	• **We will remain cautious** We are aware of latest development in global economy particularly in the USA, EURO area and China. However, we will remain cautious about external factors and take necessary measures well in advance to protect interest of depositors and other stake holders. We will be particularly cautious in credit approval (both funded and non-funded) and having adequate liquidity.

Our report on Risk management systems in DBBL are set out on **Pages 75 to 106** of this Annual Report.

Maintaining adequate capital and capital to risk-weighted asset ratio – cushion to absorb the unforeseen shocks

As part of risk management system, it is the policy of DBBL to maintain strong capital adequacy ratio to have sufficient cushion to absorb any unforeseen shock arising from any potential risk, to ensure long-term solvency of the Bank and to help sustainable business and profit growth of the Bank that can maximize value for stakeholders.

During 2016, Shareholders' equity (Tier-1 capital) increased to Taka 14,937.6 million being 9.2% of risk weighted assets (RWA) and supplementary capital (Tier 2 capital) stood at Taka 6,311.8 million being 3.9% of RWA. Tier-2 capital is comprised of subordinated debt obtained from FMO and DEG, revaluation of fixed assets and revaluation of held to maturity securities and held for trading securities as of 31 December 2016. It may be noted that as per Bangladesh Bank regulation, subordinated loan is eligible as Tier-2 capital and 50% of

assets revaluation reserve and 50% of revaluation reserve on held for trading and held to maturity securities are also eligible as Tier-2 capital subject to haircut (40% at the end of 2016) as per Basel III regulation. In line with long-term capital management plan of the Bank and in compliance with Basel III requirement, adequate capital adequacy ratio was maintained in 2016 which stood at 13.1% at the end of the year (2015: 13.7%) that was well above statutory requirement of 10.625 %.

Summary of total capital and capital to risk-weighted asset ratio of DBBL is as follows

In million Taka

Particulars	2016	2015
Computation of capital		
Tier I capital **[A]**	14,937.6	14,729.8
Tier 2 capital **[B]**	6,311.8	6,407.8
Total capital (Tier I and 2) **[C]**	21,249.4	21,137.6
Risk weighted assets [D]	**162,165.3**	**154,548.6**
Tier 1 capital (against minimum requirement of 5.50%) **[A/D]**	9.2%	9.5%
Total capital (against minimum requirement of 10.625%) **[C/D]**	13.1%	13.7%

- **Minimum requirement of capital to risk-weighted Asset ratio was 10.625% at the end 2016.**

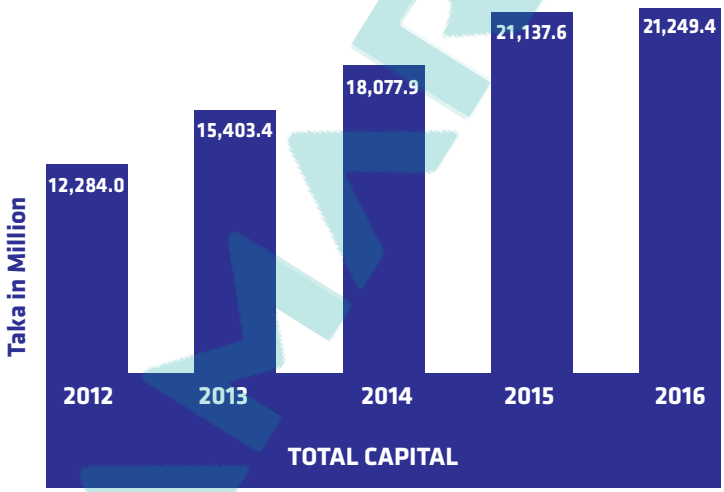

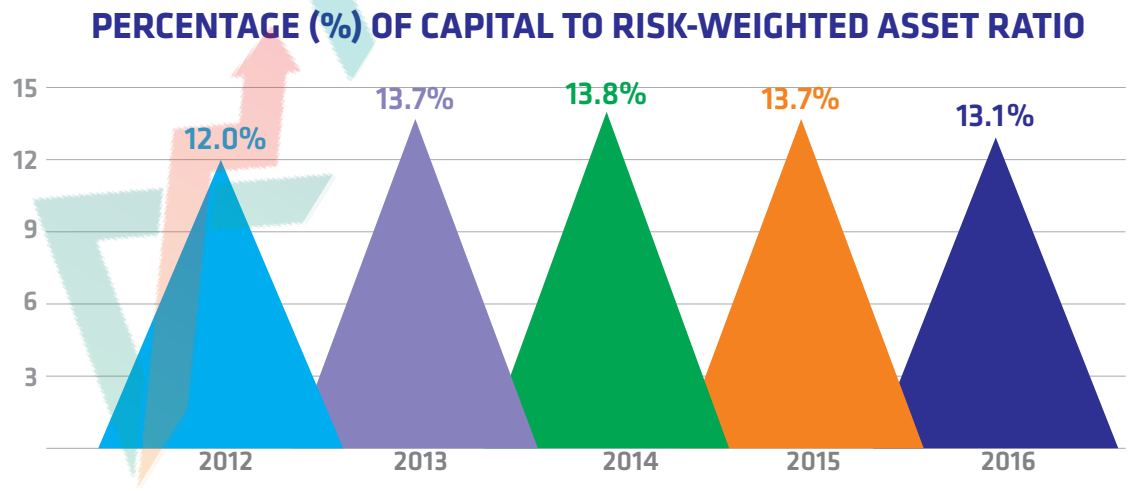



AUTOMATION IN DBBL

Development in IT infrastructure and Online Banking Services

In today's global business scenario, particularly in banking sector, technology plays a vital role in executing all sorts of customer friendly banking operations with cost-effective services. In this sector, competition is rising steadily day by day. As a result, technology has become an aide of necessity rather than option in financial institutions just to satisfy the growing service demand of the customer in a cost effective way. Keeping this in view, the bank has adopted many technology based solutions that has placed our bank at the zenith of the technological advancement in the banking industry.

With the advance of technology, customers are more powerful and more demanding. They want to get the service instantly. They do not want to understand the barrier of time and geographical limitations. Without having a state of the art technology, it is not possible to satisfy such customers. Being understood that customers are the king, Dutch-Bangla Bank has set up a comprehensive ICT infrastructure to manage the time and geographical limitations, to bring employee efficiency, to provide cost effective service to the customers with the ultimate objective of complete customer satisfaction.

Making technology affordable for masses to facilitate seamless transaction and socio-economic development

In DBBL, banking products and services based on latest technology and multiple delivery channels are aimed at faster and better customer services at the doorsteps of customers at affordable cost. DBBL being the most technologically advanced Bank has established the largest ATM and Fast Track network of the country and the first mobile and agent banking services with a huge investment which is not at all financially rewarding. Still DBBL has taken these initiatives as part of its Social Cause programs to reach the benefits to the customers enabling them to make seamless transaction across the country. At the end of 2016, such services were provided through 165 branches, 4,331 ATMs, 708 Fast Tracks, student electronic booths and a large number of POS terminals spread throughout the country.

To widen and spread the benefit of the ATM network, DBBL is allowing customers of other banks to use the Network at nominal cost through central switching network. DBBL is committed to spreading the network even further to maximize socio-economic benefits of the country though it is not cost-effective for the Bank. By providing such services, DBBL is enabling the customers to maximize their business potentials and to fulfill their personal hopes and aspirations.

Our report on Automation in DBBL is set out on **Pages 139 to 164** of this Annual Report.

SME Financing

Small and Medium Enterprises (SMEs) play a significant role in the economy in terms of balanced and sustainable growth, employment generation, development of entrepreneurial skills and contribution to GDP. DBBL strongly believes that SME sector is one of the main driving forces of economic growth and there is a market with huge potential.

In order to facilitate the SMEs of our country, the Bank has been financing the SME sectors since its inception. Full-fledged SME Division has been established to further reinforce SME financing to bring the grass-root entrepreneurs into the main stream of economic growth. Subsequently, SME Division was further strengthened with sufficient manpower and various rules and procedures at different times. A number of need based SME products are offered to our SME clients.

Our report on SME Financing is set out on **Pages 213 to 218** of this Annual Report.

Retail Banking & e – banking

Retail Banking and e-banking divisions of DBBL deliver diversified electronic and retail banking products and services including personal loan, auto loan, home loan, credit card, POS (Point of Sales) and e-Payment solutions through NEXUS gateway to bring utmost comfort and enhance the lifestyle of the consumers of different segments.

Our report on Retail Banking is set out on **Pages 205 to 212** of this Annual Report.

Expansion of bank branches and mobile banking offices / agent banking operation

The Bank opened 10 new branches in 2016 to reach 165 branches at the end of the year spreading the branch network throughout the country. More branches will be opened in 2017 to expand the branch and distribution network. Mobile banking operation started in 2011 was also expanded in 2016 covering all over the country to spread our banking services to the remotest villages of the country to serve mainly the marginal customers who

are mostly deprived from traditional banking services. Agent banking services were also introduced in 2015 to reinforce our commitment to unbanked people mainly in rural area. These will bring up-to-date banking services to our existing and potential customers both in rural and urban areas. At the same time it will optimize utilization of our strong delivery channels, increase our resource position and business potentials that will maximize profitability and shareholders' value. DBBL's strategy is to reach the doorsteps of customers to provide full range of banking services based on state- of -the- art- technology and IT platform at free or affordable cost.

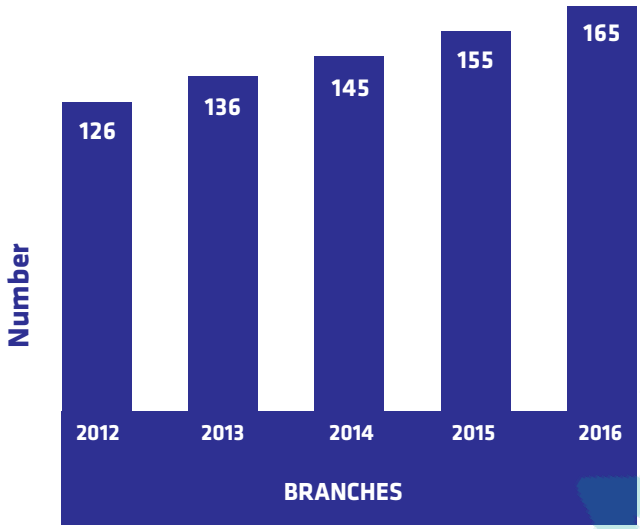

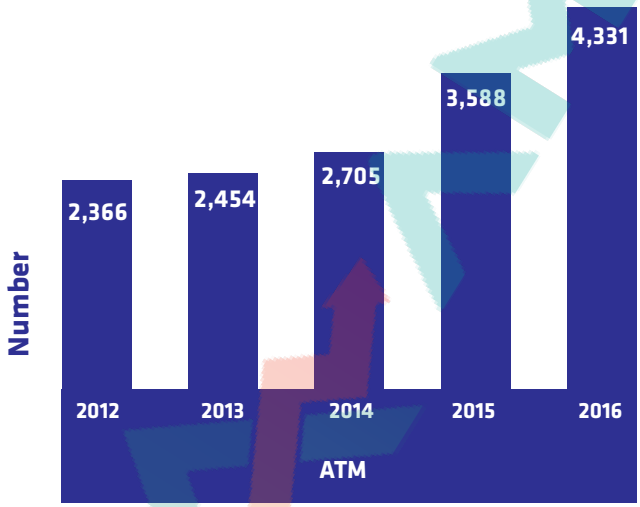

Correspondent banking relationship

During the year 2016, Dutch-Bangla Bank has registered consistent growth in Foreign Trade business, despite slow-moving economic trends at home and abroad. DBBL is well equipped with state of the art technology to provide instant services to the growing customers demand. International Division's strategy is to focus on providing end-to-end solutions for the international banking requirements of corporate clients. Our mission is to establish DBBL as the Bank of choice for key global markets. To provide all the international banking solutions more effectively by bringing all Trade Service units under a single roof. Accordingly, Centralized Trade Service (CTS) has been established to offer premium service through reliable, accurate, timely delivery and customized solution for business needs.

DBBL has further streamlined Trade Finance business while strengthening risk management activities. During the year 2016, bank's import business was USD 1,712.4 million against 1,720.3 USD million in 2015. The export business in 2016 was USD 1,704.7 million against 1,655.5 in 2015.

Trade finance experienced higher demand from the expanding domestic economy. Import and supply chain services registered higher growth in various industry segments. International Division of Dutch-Bangla Bank always strives to enhance and expand foreign correspondence relationship to facilitate International trade business of the Bank. This enabled DBBL to be well positioned to facilitate trade flows through our global network with Relationship Management Applications (RMA) with 602 numbers of reputed foreign banks covering 77 countries across the globe. To facilitate the foreign exchange transactions, Bank maintains 21 nostro accounts in 9 major currencies with internationally reputed banks across the globe. Under Trade Finance Program of Asian Development Bank (ADB) and sufficient credit lines from correspondent banks, DBBL enjoys add confirmation facilities for letter of credits as and when required. In 2016, international division arranged Add Confirmation and Discounting for USD 448.0 million only for the LCs issued by different branches of DBBL.

Bangladesh continues to remain the one of the largest remittance receiving country in the world and DBBL experienced a significant growth in market share of remittances. This has been made possible through our diversified products and service offerings to meet the requirements of the Non Resident Bangladeshi (NRB) spread over the world. Wage remittance is indivisible from banking services and has a significant role in balance of payment. DBBL always focus on inward remittance and also continues effort on further expanding of remittance services through arranging new partnerships and distribution channels to uphold



Dutch-Bangla Bank's name at home and abroad. During the year 2016, 46 Exchange Houses all over the world routed USD 579.45 million remittances thru Dutch-Bangla Bank with a y-o-y growth of 10.88%.

Off-shore Banking Unit (OBU)

Dutch-Bangla Bank is offering Foreign Currency (FCY) financing facilities at a lower rate of interest to its prime customers through Off-shore Banking Unit. DBBL has two OBU Units located at Chittagong EPZ and Dhaka EPZ. Total advance rose to USD 98.5 million at the end of December, 2016, from USD 75.4 million in the previous year.

Progressive, healthy and safe working environment for staff

A high quality and competent human resource is crucial to continued growth and success of any business entity which can be achieved by improving skill, knowledge and productivity of employees. Accordingly, how human resource is recruited, trained, developed & motivated has far reaching implication on long-term sustainable growth of the Bank. Customers' perception & satisfaction ultimately determines relative or absolute success or failure of an organization. In turn, we need a competent, well-trained, committed & motivated team of human resources with positive & sincere attitude towards customers that can develop, maintain and strengthen trust & confidence in our customers that is crucial for our success.

A talented, committed, skilled and fully motivated team of human resources is the main driving force for providing better, faster and coordinated services to the clients and for performing at the highest level in a fiercely competitive financial market like Bangladesh. Accordingly, the Bank's strategy is to attract, retain and motivate the most talented people and providing them with healthy, safe and progressive working environment and competitive compensation package.

Human Resources policies are designed to long-term career growth - unleashing the hidden potential

The Bank's Human Resources policies are based on trust and relationship. The Bank's policy is to look after people who want to make a long-term career with the Bank because trust and relationship are built over time. Remuneration package may be an important factor to motivate for joining a company, but it is not the only one. The corporate culture at DBBL as grew over last 21 years is such that the members of the staff have ample opportunities to take initiative and responsibilities to unleash their hidden potential to maximize benefits for themselves and for the society. The challenge is to maintain a business like, committed corporate culture that matches DBBL's mission. Achieving results and taking responsibility are important components of the culture we pursue, one in which management and staff work together and are mutually accountable.

DBBL provides challenging but rewarding career where good values, fairness and hard work are highly encouraged.

In case of DBBL, it is excellence of DBBL with good values, fairness, potential for success, scope to develop a broad interesting career etc. which attract people to join and work with DBBL. DBBL always encourages excellence in performance by rewards and recognition.

Healthcare, safety standards and modern working environment

- A thorough medical checkup facility is provided to each employee in every alternate year.
- Medical allowance @ 10% of basic salary is paid to each employee.
- In order to provide highly sophisticated and encouraging working environment, all the DBBL offices including head office and branches are equipped with modern facilities with air-conditioning and generator for power back up.
- All DBBL offices including head office and branches are equipped with fire fighting material and have multiple exit points for emergency exit.

Staff welfare schemes in DBBL

A number of well thought out policies are in place for welfare of employees in DBBL those are in addition to competitive compensation package available in the industry.

- DBBL Provident Fund
- DBBL Gratuity Fund
- DBBL Superannuation Fund
- House Building Loan Scheme
- Car lease finance Scheme
- Festival bonus
- Performance bonus and
- Study leave

Career development and training program.

DBBL attaches utmost importance to the development of its employees through continuous training so that DBBL executives can have competitive advantage in the market. The training need of individual employees including training need for introducing new products, services and technology is evaluated on a continuous and systematic way. DBBL executives are encouraged to attend high quality training at home and abroad to develop and broaden existing knowledge and skills and to acquire new skills and expertise.

DBBL Library has been equipped with sufficient number of latest professional books and journals.

In order to provide latest knowledge, research and strategy to executives and officers, DBBL library, attached with the training institute, has been equipped with sufficient number of latest books published by internationally reputed writers and publishers on banking, finance, management, economics, ITC, marketing, branding, mobile banking, retail banking, etc. The Library also provides opportunity to the executives / officers for studying international magazines and journals like The Economist, The Banker, Business world and Harvard Business Review.

DBBL training institute organized 15 different training courses and 15 workshops on important banking issues with active participation of 1,771 employees during the year 2016. Trainings carried out by the Bank's own training institute for the year 2016 are outlined below:

Serial No	Subject		Number of courses	Number of Participants
1	**Training Courses**			
	a	Foundation Training Course	9	508
	b	Credit Risk Management	3	90
	c	International Trade and Foreign Exchange	3	119
	Sub-total of training		15	717
2.	**Workshop**			
	a	Prevention of Money Laundering and Combating Terrorist Financing	6	473
	b	Green Banking	1	64
	c	Merchant Acquiring AROs and Merchant Managers	1	60
	d	Integrated Supervision System (ISS) Reporting	1	119
	e	Error Free CTR & STR	1	38
	f	Workshop on Internal Control & Compliance	1	41
	g	Trade Service Operation: for ensuring smooth customer services	1	79
	h	Ethics and integrity	2	120
	i	Credit Monitoring & Recovery Tools and Techniques	1	60
	Sub-total of workshop		15	1,054
Grand total of training and workshop			30	1,771

Apart from the above training programs, the Bank also nominated 279 officials to undergo 160 different training programs/courses organized by different organizations like Bangladesh Institute of Bank Management (BIBM), Bangladesh Bank Training Academy (BBTA) and other similar organizations.

In addition, 13 officials were sent abroad for attending overseas training and workshop on 7 different aspects.

The number of DBBL staff increased by 926 in 2016. At the end of 2016, number of staff stood at 6,127 compared to 5,201 at the end of 2015.

CONTRIBUTION TO NATIONAL ECONOMY & NATIONAL EXCHEQUER

Contribution to national economy

Primarily our business strategies are based on goodwill and trust of the customers and other stakeholders. Our Social Cause programs help strengthens this trust. DBBL conducts its activities in responsible way to maximize value for its customers, stakeholders and the economy.

Mobilization and allocation of resources in optimum way-extending loans to important sectors at reasonable interest rate and charges

It is the policy of DBBL to mobilize resources from diversified sources to make it cost effective and sustainable to support business growth. Depositors are offered the best technology driven products & services available in the market to encourage them in savings. While resources are allocated at competitive rates preferably in most productive as well as export-oriented sectors to maximize economic and social development of the country. Resources are also allocated to farmers, people engaged in small business and trade and other individuals to make them self reliant so that they can fulfill their hopes and aspirations and lead a meaningful life and contribute to social progress. Credit-deposit ratio is contained within optimum limits to ensure utilization of resources within tolerable risks.

In 2016 total liability, including capital, deposit, borrowing and others increased from Taka 244,057.6 million to Taka 276,844.4 million. Number of deposit accounts increased from 4.4 million to 5.2 million Loans & advances increased from Taka 152,270.0 million to Taka 173,397.8 million. Within loans, Taka 23,720.5 million was given to SME, Taka 3,913.3 million was given to retail and consumer and Taka 2,578.6 million was given to Agriculture sector.

Commitment to rural area and Supporting SME

DBBL has seven SME/Agriculture branch mainly in rural areas to support SMEs and to bring related low income group under financial intermediation to help them become self reliant and unleash the potential of economic growth in rural area.

In order to reinforce our commitment to rural and marginal people of the country, mobile banking services and agent banking services are offered by DBBL for providing banking services to mainly those people who are living in rural areas of the country and mostly deprived of conventional banking services.

Contribution to the national exchequer

DBBL made significant contribution to the government in boosting its revenue collection. As per the prevailing law of the country, the Bank being a corporate citizen pays tax and VAT on its own income. Besides, the Bank deducts income tax, VAT and excise duty at source from clients, depositors and suppliers, and deposits the same to the national exchequer.

During the year 2016, the Bank contributed Taka 5,861.0 million to national exchequer as against Taka 4,787.1 million in the previous year.

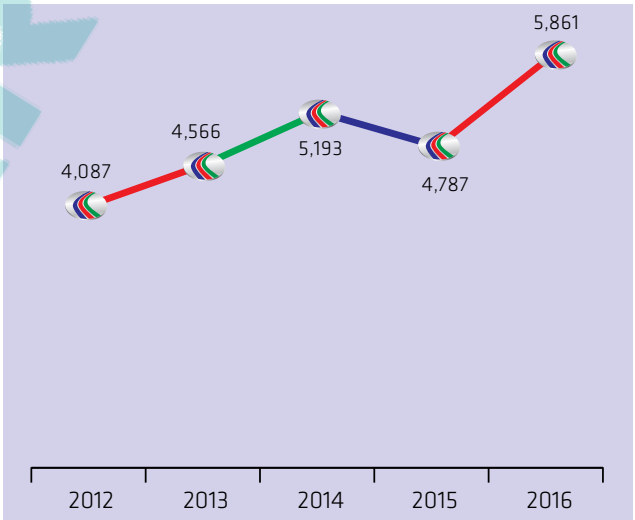

CONTRIBUTION TO NATIONAL EXCHEQUER (TAKA IN MILLION)

Social Cause (Corporate social responsibility) – Supporting the society at large

DBBL being a responsible corporate citizen of the country has been playing a pioneering role in implementing various social and philanthropic programs to help disadvantaged people of the country. Education, healthcare, human resource development, conservation of nature, creation of social awareness, rehabilitation of distress humanities and such other programs to redress human sufferings are some of the important areas where the Bank carries out its social and philanthropic activities.

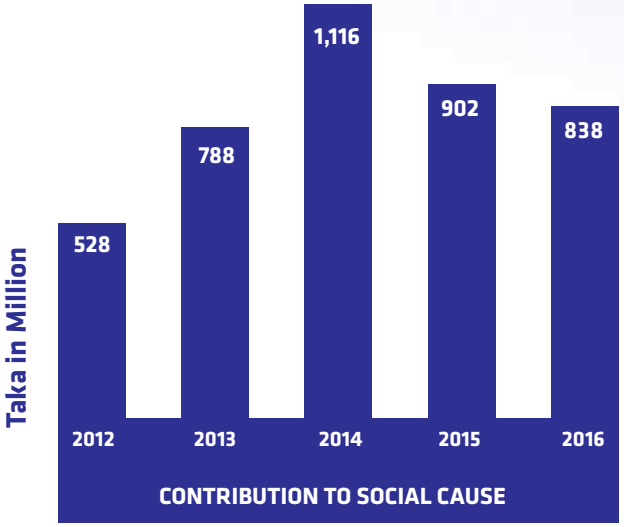

In order to discharge activities related to Social Cause Programs in an effective way, DBBL established the Dutch-Bangla Bank Foundation (DBBF) in 2001 in which contribution is made by the Bank to carry out highly important social cause programs in the areas of education, healthcare etc. DBBL's contribution to Social cause programs was Taka 838.2 million in 2016 compared to Taka 901.7 million in 2015.

With the aim of illuminating lives of tens of thousands of students with the light of education, DBBL continued its newly expanded and massive scholarship program in 2016 which would provide yearly scholarship to more than 20,000 meritorious but needy students studying in HSC and graduation levels.

Our Full Report on Social Cause Programs is set out on **Pages 237 to 298** of this Annual Report.

DBBL is committed to eco-friendly business environment and green banking

In light with Banking Regulations & Policy Department, Bangladesh Bank vide their Circular No. 02 dated February 27, 2011, DBBL has outlined a detail policy guidelines for implementing Green Banking activities under a comprehensive Green Banking Policy in a formal and structured manner in line with global norms so as to protect environmental degradation and ensure sustainable banking practices. DBBL believes that Green Banks or environmentally responsible banks do not only improve their own standards but also affect socially responsible behavior of other businesses.

DBBL, with the support of FMO, has established an international standard Environmental & Social Management System (ESMS) of its own by the technical assistance of a 3rd party consultant viz. F.I. Konsult from Czech Republic. As part of the capacity development program, DBBL has completed, among others, revision of its existing Green Banking policy along with internationally accepted exclusion list and launched Environmental & Social (E&S) Categorization Tool (Environmental Risk Rating) in excel based software as per ERM guidelines of Bangladesh Bank and international best practices.

DBBL complies with environmental standard while financing industrial projects. Projects with likely adverse impact on environment are strongly discouraged by DBBL. We are trying to incorporate sound environmental management process in business operations of projects financed by us that can ensure healthy and sustainable lives for our future generations. DBBL introduced a guideline demanding assessment of environmental and social impacts of the projects to ensure that operations of the projects would be eco-friendly.

DBBL is sponsoring social awareness programs for protecting the environment.

Environmental degradation and depletion of natural resources are matters of great concern in Bangladesh like anywhere in the world. Environmental degradation is taking place due to poverty, over population and lack of awareness about the environment. It is manifested by deforestation, destruction of wetlands, depletion of soil nutrients etc. Natural calamities like floods, cyclones and tidal bores also result in severe socio-economic and environmental damage. DBBL has been continuously creating social awareness to protect the environment that is essential for present and future generations. With that end in view, DBBL is regularly advertising in print and electronic media to develop an eco-friendly society for sustainable and healthy human life.

Our Report on Green Banking Activities is set out on **Pages 229 to 236** of this Annual Report.

REVIEW OF FINANCIAL RESULTS AND FINANCIAL POSITION OF THE BANK

Summary

Profit declined for squeezed interest margin and higher NPL under adverse market condition despite healthy business growth.

Despite healthy business growth, operating profit in 2016 declined due to falling interest margin under difficult business environment. The management of DBBL was very cautious to protect against credit risk and other banking risks while conducting business operations during the year 2016 in the face of adverse market condition that was characterized by higher liquidity surplus, unhealthy competition and rising NPL.

The deposit of the Bank increased by 11.0% from Taka 186,765.0 million in 2015 to Taka 207,234.0 million in 2016, loans and advances increased by a higher rate of 13.9% from Taka 152,270.0 million to Taka 173,397.8 million in 2016 while export business of the Bank increased by 3.2% and import business marginally decreased by 0.2%. Operating profit decreased by 14.2% from Taka 6,433.9 million to Taka 5,521.8 million in 2016 and net profit after tax also decreased from Taka 3,020.3 million to Taka 1,762.6 million in 2016 showing a negative growth of 41.6%. Slower positive growth in net interest income (+1.8%) and non-interest income (+3.6%) resulted in only 2.1% growth in operating income. Despite lower growth in revenue, operating expenses increased by (+13.5%) that was essential for maintaining and enhancing quality & speed of customer service and investment in delivery network and technology. Actual expenses growth is attributable to expansion of branch, Fast Track & ATM network; mobile & agent banking operation, operation of robust IT platform & online banking, strategic promotional activities and improved customer services provided through multiple delivery channels to millions of customers. However, as a result of higher expenses growth than revenue growth, operating profit declined by 14.2%. Net profit after tax decreased (-41.6%) at a higher rate than operating profit mainly due to higher loan loss provisioning in 2016. Return on equity was 10.2% in 2016 compared to 19.3% in 2015. Return on assets was 0.7% in 2016 as compared to 1.3% in 2015.

Despite Higher investments in IT platform, operation of online banking, expansion of delivery channels like branch network, Fast Track and ATM network, mobile banking services, card services as well as human resources and better services to increasingly higher client base though resulted negative profit growth (-41.6%) in 2016, however, these investments will increase resource capacity, increase distribution network, improve efficiency in operations, augment resource flow to expand customer base and ensure much better and faster customer services. As a result, in the long term, it will bring substantial and sustainable business and financial benefits for the Bank.

Net interest income

During the year 2016, the net interest income of the Bank rose by Taka 175.5 million or 1.8% to Taka 9,963.5 million from Taka 9,788.0 million of the previous year. Net interest income increased marginally mainly due to downward market pressure on interest margin despite higher volume of loans and advances in 2016 which rose by 13.9%. Yield on loans and advances declined by 1.6% to 9.4% in 2016 from 11.0% in 2015 mainly due to sustained lower interest rate prevailing in the market with huge liquidity surplus. However, Cost of fund decreased by only 0.8% to 7.3% in 2016 from 8.1% in 2015. That means lower yield could not be fully passed on deposits, which is the main reason for lower growth in net interest income. The share of net interest income to the total income of the Bank marginally decreased to 62.5% in 2016 compared to 62.7% of the previous year.

Investment income

During the year 2016, the investment income of the Bank increased by Taka 12.2 million (+0.6%) to Taka 2,071.6 million from Taka 2,059.4 million of the previous year. Investment income marginally increased mainly due to higher investments portfolio in 2016 despite falling yield.

Non-interest income

The non-interest income consists of the commission, exchange and other operating income of the Bank. Total non-interest income of DBBL increased by Taka 134.4 million (+3.6%) in 2016 over the previous year. Commission and exchange income increased by Taka 42.4 million (+2.8%) during the year 2016

mainly due to higher volume of import and export business as well as higher remittance inflow during 2016. While other operating income grew by Taka 92.0 million (+4.1%) from Taka 2,258.6 million in 2015 to Taka 2,350.6 million in 2016. Other operating income increased due to growing value added services provided through multiple delivery channels powered by state-of- the-art IT network of the Bank including branch Fast Track and ATM network.

Total operating expenses

Total operating expenses of the Bank during the year 2016 grew by Taka 1,234.3 million or 13.5%. Higher operating expenses were necessary to support the long term growth strategy and overall business operations and customer services of the Bank during the year 2016. Increased expenses were required to support capacity building and expansion of distribution network and multiple delivery channels. Ten new branches were opened in 2016 and 192 new Fast Tracks and 743 ATM units were installed in 2016, while mobile & agent banking services were spread to all over the country. Installing new software, maintenance and up gradation of IT network including ATM and Fast Track, expansion of Mobile & Agent Banking Operations and increasing of branch network for supporting expanded business operations and customer services are attributable to higher operating expenses.

Provision for loans & advances and off-balance sheet exposures

Total provision for loans & advances and off-balance sheet exposures sharply increased by Taka 2,125.3 million during the year 2016. The specific provision against loans increased by Taka 2,245.2 million during the year because of few big accounts becoming NPLs at the end of 2016. The general provision for unclassified loans decreased by Taka 92.9 million in consistent with growing loan portfolio. The general provision for off-balance sheet exposures decreased by Taka 27.0 million because of lower growth in outstanding off-balance sheet exposures in the banking book at the end of 2016.

Summary of operating results

The summary of operating results for the years 2016 and 2015 with the variance is given below:

In million Taka

Particulars	Amount		Variance (%)
	2016	2015	
Interest income	15,645.9	16,028.2	-2.4%
Interest expenses	5,682.3	6,240.2	-8.9%
Net interest income	9,963.5	9,788.0	1.8%
Investment income	2,071.6	2,059.4	0.6%
Non-interest income	3,895.8	3,761.4	3.6%
Total operating income	**15,931.0**	**15,608.8**	**2.1%**
Total operating expenses	10,409.2	9,174.9	13.5%
Profit before provision	**5,521.8**	**6,433.9**	**-14.2%**
Provision for loans and advances (including off-balance sheet exposures)	2,267.8	142.5	1,491.8%
Other provisions	20.0	24.1	-17.1%
Profit before taxes	**3,234.0**	**6,267.3**	**-48.4%**
Provision for taxation (current and deferred)	1,471.4	3,247.1	-54.7%
Net profit after taxation	**1,762.6**	**3,020.3**	**-41.6%**

COMPOSITION OF REVENUE AND EXPENSE 2016

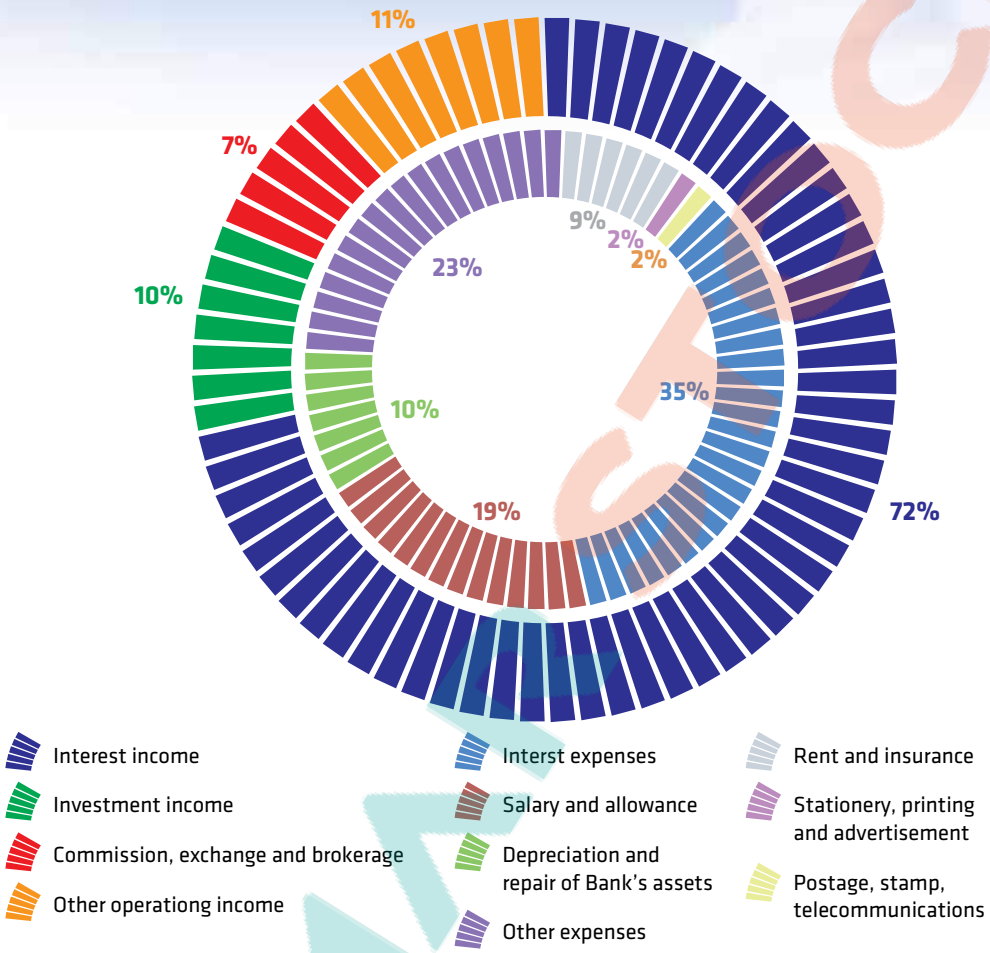

Profit before taxes

During the year 2016, profit before taxes of the Bank decreased by Taka 3,033.3 million or 48.4% to Taka 3,234.0 million from Taka 6,267.3 million of previous year. This growth was mainly attributed to lower operating profit and much higher specific provisions for few big loans turning as NPLs at the end of 2016

Provision for taxation

As per Income Tax Ordinance, 1984, an amount of Taka 2,149.7 has been charged as provision for current tax for the year 2016 compared to Taka 3,223.1 million of 2015. However, Taka (-) 678.3 million has been (credited) as deferred tax income for the year 2016 as compared to Taka 24.0 million expenses in 2015 as per provision of Bangladesh Accounting Standard (BAS) - 12. The effective tax rate increased to 66.5% from 51.4% of 2015 against nominal rate of 40.0%. The effective tax rate is higher than nominal tax rate mainly due to adding back of specific loan loss provisions which is not tax-deductible, inadmissible expenses & perquisites as per Income Tax Law.

Net profit after taxation

The net profit after taxation decreased by Taka 1,257.7 million (-41.6%) to Taka 1,762.6 million from Taka 3,020.3 million of the preceding year. The decline in after tax profit is attributed to lower operating profit and higher specific loan loss provisions. However, this profit after tax contributed to high Tier 1 capital as well as total capital to risk-weighted asset ratio of the Bank under Basel-III strengthening the capital base and widening business opportunities for the Bank.

Significant profitability ratio

The key profitability performance indicators for the years 2016 and 2015 are furnished below:

Particulars	Year		Deviation
	2016	2015	
Net interest margin	63.7%	61.1%	2.6%
Non-interest income to total income	18.0%	17.2%	0.8%
Cost - income ratio	65.3%	58.8%	6.6%
Profit after tax to total income	8.2%	13.8%	-5.7%
Return on average assets (ROA)	0.7%	1.3%	-0.6%
Return on average equity (ROE)	10.2%	19.3%	-9.1%

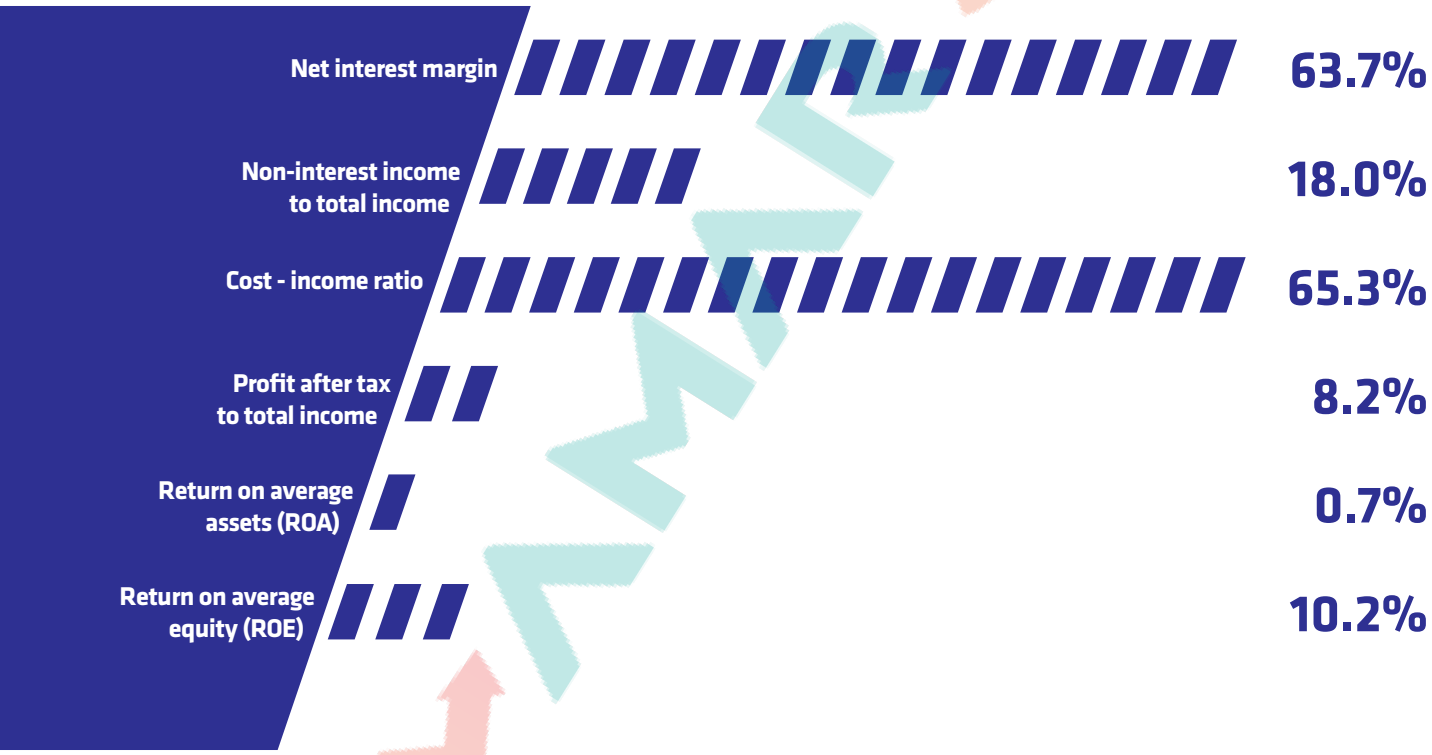

REVIEW OF BALANCE SHEET

Total assets

Total assets of the Bank as at 31 December 2016 stood at Taka 276,844.4 million compared to Taka 244,057.6 million of 2015 registering a growth by Taka 32,786.8 million or 13.4%. Loans and advances is the largest component of assets followed by investments.

Summary of assets

The composition of assets vis-à-vis the assets mix and growth are furnished below:

In million Taka

Particulars	Year		Growth (%)	Mix (%)	
	2016	2015		2016	2015
Cash in hand (including foreign currencies)	11,052.0	8,297.0	33.2%	4.0%	3.4%
Balance with Bangladesh Bank and its agent bank (including foreign currencies)	17,660.7	14,555.9	21.3%	6.4%	6.0%
Balance with other banks and financial institutions	23,576.9	28,745.8	-18.0%	8.5%	11.8%
Money at call and short notice	116.0	5,270.0	-97.8%	0.0%	2.2%
Investments	31,778.5	20,210.3	57.2%	11.5%	8.3%
Loans and advances	173,397.8	152,270.0	13.9%	62.6%	62.4%
Fixed assets	4,871.9	4,519.3	7.8%	1.8%	1.9%
Other assets	14,390.6	10,189.3	41.2%	5.2%	4.2%
Total	276,844.4	244,057.6	13.4%	100.0%	100.0%

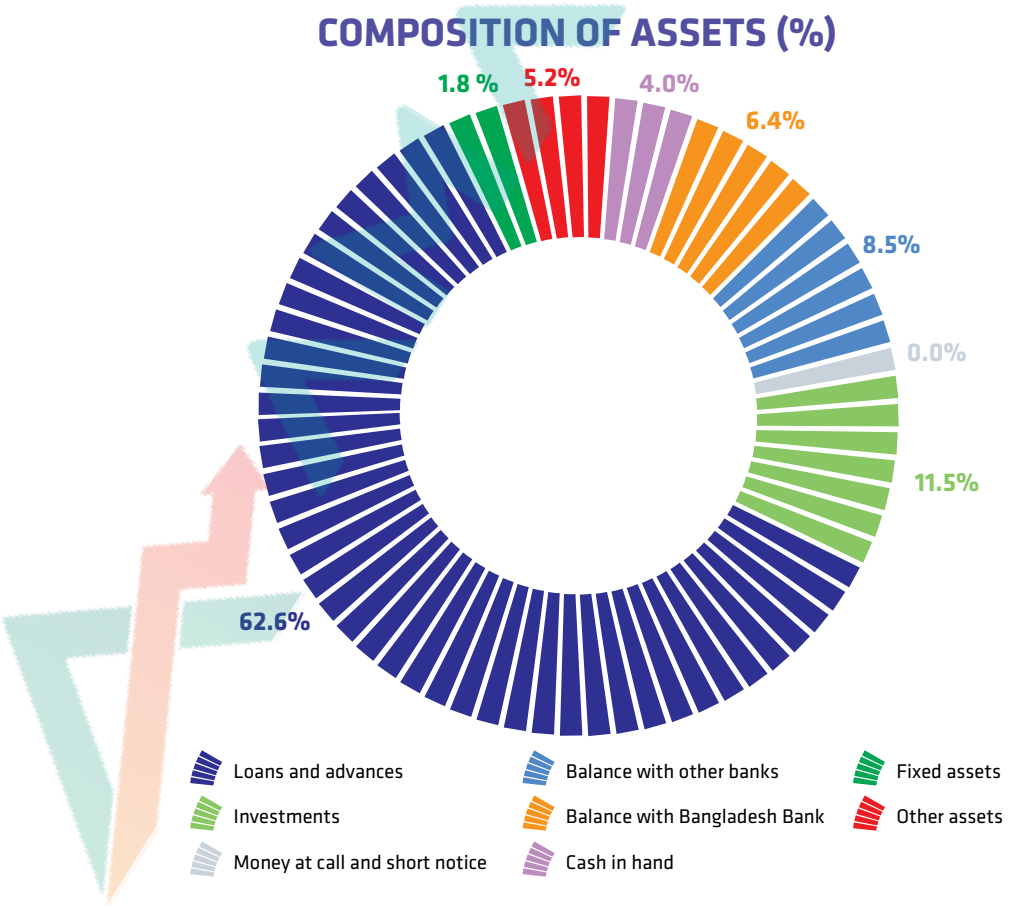

Cash in hand and balances with Bangladesh Bank and its agent bank(s) (including foreign currencies)

As at 31 December 2016, cash in hand and balances with Bangladesh Bank and its agent banks (including foreign currencies) stood at Taka 28,712.7 million as against Taka 22,852.9 million of 2015 registering a growth by Taka 5,859.8 million or (+25.6%). The adequate cash was required to provide uninterrupted cash services to our growing customers through multiple delivery channels. Online transaction facilities with 165 branches, 4,331 units of ATMs, and growing number of account holders, both in core banking and mobile banking operations, required adequate cash balance in our branches, Fast Tracks and ATMs. Growth in deposits required higher balance with Bangladesh Bank to maintain the CRR minimum @ 6.5% or above.

Balance with other banks and financial institutions

A portion of the excess fund, if any, after meeting the requirement to finance loan portfolio, is placed with banks and financial institutions as term deposits for optimizing the utilization of fund and profit of the Bank. Apart from that, the Treasury Division of the Bank (TFO) has to maintain some special notice deposit (SND) accounts and current deposit (CD) accounts with other banks and financial institutions in and outside the country for smooth functioning of treasury operations and trade finance. Because of optimizing credit-deposit ratio during 2016, balance outstanding with other banks and financial institutions decreased to Taka 23,576.9 million at the end of 2016 from Taka 28,745.8 million at the end of 2015.

Money at call on short notice

Money at call and short notice stood at Taka 116.0 million at the end of 2016 compared to Taka 5,270.0 million at the end of 2015. The balance in this account also declined for optimizing credit-deposit ratio during 2016. The average yield on fund placement at call and short notice of the Bank was 4.5% in 2016 against 6.1% in 2015.

Investments

The Bank's investments increased to Taka 31,778.5 million at the end of 2016 compared to Taka 20,210.3 million at the end of 2015. The investments mainly included Government securities for Taka 31,291.3 million (98.5% of total investments) maintained mainly to cover SLR requirement and intake of mandatory devolvement of treasury bonds/treasury bills by Bangladesh Bank. In addition, investments were planned in a way to provide sufficient liquidity and flexibility in treasury operations and to boost the income from investments as well as total profitability of the Bank.

13.4%

Total assets increased by 13.4% compared to previous year.

33.2%

Cash in hand (including foreign currencies) increased by 33.2% compared to previous year.

21.3%

Balance with Bangladesh Bank and its agent bank (including foreign currencies) increased by 21.3% compared to previous year.

18.0%

Balance with other banks and financial institutions assets decreased by 18.0% compared to previous year.

97.8%

Money at call and short notice assets decreased by 97.8% compared to previous year.

57.2%

Investments increased by 57.2% compared to previous year.

13.9%

Loans and advances increased by 13.9% compared to previous year.

7.8%

Fixed assets increased by 7.8% compared to previous year.

41.2%

Other assets increased by 41.2% compared to previous year.

Treasury team of the Bank was very much watchful and active to manage market risk & uncertainty and to ensure maximum return from investments in security, bonds, term deposits and overnight lending, in a market that was characterized by increasing liquidity surplus and falling yield throughout the year 2016 with record foreign exchange reserve reaching USD 32.1 billion as at 31 December 2016 (USD 27.5 billion as at 31 December, 2015). However, at the end of the year Taka was slightly weaker than USD as compared to exchange rate at the beginning of the year. The Bank was able to maintain adequate cash reserve requirement (CRR) and statutory liquidity ratio (SLR) successfully throughout the year 2016.

Loans and advances

Loans and advances of the Bank stood at Taka 173,397.8 million at the end of 2016, a growth of 13.9% over Taka 152,270.0 million at the end of 2015 amidst rapidly falling interest yield driven by huge liquidity surplus prevailing in the banking industry where too much money is chasing too few borrowers.

The Bank continued to diversify its portfolio in 2016 to have a diversified client base and portfolio distributed across the sectors to reduce client specific and industry specific concentration and to reduce overall portfolio risk. At the end of 2016, DBBL's total retail loan portfolio was Taka 3,913.3 million (2.3% of total loan portfolio) compared to Taka 3,197.2 million at the end of 2015. At the end of 2016, DBBL's total SME loan portfolio stood at Taka 23,720.5 million (13.7% of total loan portfolio) compared to Taka 22,719.0 million of 2015.

Slower business condition throughout the year put downward pressure on recovery of regular and classified loans. Classified loans of the Bank as a percentage of total loan portfolios increased to 5.2% at the end of 2016 compared to 3.7% at the end of 2015. However, interest was suspended & transferred to non-accrual account and full provision was made against all classified loans despite adverse business conditions, serious efforts are being continued to bring down the amount and percentage of classified loan further by exploring all options including legal actions and out of court settlements depending on the merit of the cases. Two high powered Recovery Teams headed by two Deputy Managing Directors have been also making intensified efforts for recovery & regularization of probable and already classified loans.

Summary of loans and advances with the risk status

The summary of loans and advances with the risk status is given below:

In million Taka

Particulars	Position as of 31 December		Variance (%)
	2016	2015	
Total loans and advances	173,397.8	152,270.0	13.9%
Less: Total provision for loans and advances	6,495.6	4,277.7	51.8%
Less: Total balance in interest suspense account	2,148.4	1,552.4	38.4%
Net loans and advances	**164,753.7**	**146,439.9**	**12.5%**
Classified loans			
Substandard	353.0	1,215.7	-71.0%
Doubtful	340.0	191.3	77.8%
Bad / loss	8,306.1	4,217.8	96.9%
Total classified loans and advances	**8,999.0**	**5,624.9**	**60.0%**
Net classified loans	**355.0**	**(205.3)**	**-272.9%**
Particulars	**2016**	**2015**	**Deviation**
Classified loans as % of total loans			
Substandard	0.2%	0.8%	-0.6%
Doubtful	0.2%	0.1%	0.1%
Bad / Loss	4.8%	2.8%	2.0%
Total	**5.2%**	**3.7%**	**1.5%**
Net classified loans as % of net loans	**0.2%**	**-0.1%**	**0.3%**

Total liabilities

The Bank's outside liabilities (except shareholders' equity) as at 31 December 2016 increased to Taka 259,184.2 million compared to Taka 227,303.2 million at the end of 2015 showing a growth of 14.0%

Deposit, the biggest component of liabilities stood at 80.0 % of total liabilities as at 31 December 2016 compared to 82.2 % of the preceding year-end.

Summary of liabilities (except shareholders' equity)

The summary of liabilities along the growth is furnished below:

In million Taka

Particulars	Position as of 31 December		Variance (%)
	2016	2015	
Borrowing from other banks, financial institutions and agents	27,331.5	20,283.5	34.7%
Deposits			
Current and other deposits including bills payable	59,772.6	50,312.9	18.8%
Savings deposits	82,480.1	70,609.6	16.8%
Term deposits	64,981.3	65,842.5	-1.3%
Total deposits	207,234.0	186,765.0	11.0%
Other liabilities	20,918.6	15,852.8	32.0%
Subordinated debt	3,700.1	4,401.9	-15.9%
Total liabilities	259,184.2	227,303.2	14.0%

Deposits

The deposits grew by Taka 20,469.0 million in 2016 from Taka 186,765.0 million to Taka 207,234.0 million showing a growth of 11.0%. The growth was supported by expansion of distribution network; by opening 10 new branches, 743 new ATM units and 192 Fast Tracks at different rural and urban locations throughout the country. DBBL's deposit mix further improved in 2016. Online banking with expanded ATM network and tailor made products and customer services helped increase confidence of customers in DBBL. As a result, number of savings and current accounts as well as amount of deposits increased substantially in 2016. The share of cost free or low cost deposits increased to 78.1% of total deposits in 2016 (75.9% in 2015). As a result, weighted average cost of fund including operating cost decreased to 7.3% in 2016 from 8.1% in 2015.

The savings deposits of the Bank increased by Taka 11,870.5 million to Taka 82,480.1 million from Taka 70,609.6 million of the preceding year showing a growth of 16.8%. The share of high cost fixed deposits decreased to 21.9% of total deposits in 2016 from 24.1% of the preceding year with the absolute amount of fixed deposits increased by Taka 411.4 million.

Deposit growth and mix

The growth and deposit mix at the end of 2016 and 2015 are furnished below:

In million Taka

Particulars	Outstanding amount		Growth (%)	Deposit Mix (%)	
	2016	2015		2016	2015
Current and other accounts	59,909.4	50,519.1	18.6%	28.9%	27.0%
Savings deposits	82,480.1	70,609.6	16.8%	39.8%	37.9%
Special notice deposits (SND)	19,397.3	20,600.5	-5.8%	9.4%	11.0%
Fixed deposit receipt (FDR) accounts	45,447.2	45,035.8	0.9%	21.9%	24.1%
Total	207,234.0	186,765.0	11.0%	100.0%	100.0%

DEPOSIT MIX 2016 (%)

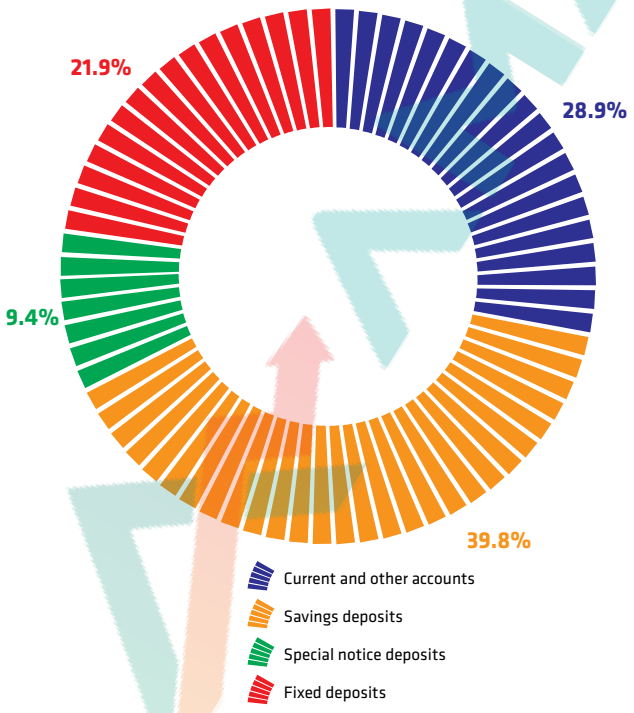

DEPOSIT MIX 2015 (%)

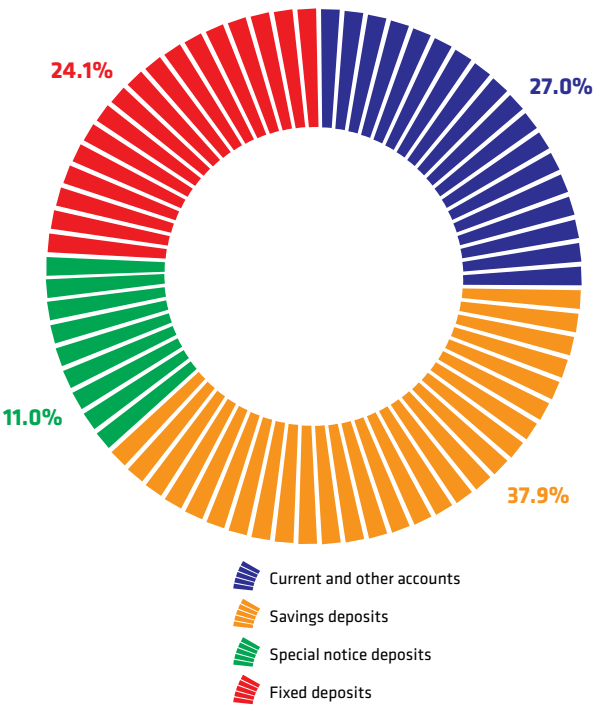

Borrowing from other banks, financial institutions and agents

Borrowing from other banks, financial institutions and agents including overnight borrowing stood at Taka 27,331.6 million at the end of 2016 compared to Taka 20,283.5 million at the end of 2015. There was no overnight borrowing from call market at the end of the year.

The Bank's borrowing includes borrowing against refinance from Bangladesh Bank for financing under (i) housing scheme, (ii) refinance for export financing under Export Development Fund (EDF), (iii) Small & Medium Enterprise financing and (iv) financing to the power sector under Investment Promotion and Financing Facility (IPFF). Besides, the Bank has been availing credit line facilities from the Rupantarita Prakritik Gas Company Limited (RPGCL) for financing CNG buses/ chassis under Dhaka Clean Fuel project and credit lines from Netherlands Development Finance Company (FMO), The Netherlands.

Subordinated debt

The total amount of subordinated loan stood at Taka 3,700.1 million at the end of 2016 against Taka 4,401.9 million at the end of 2015. Subordinated loans have been arranged from Netherlands Development Finance Company (FMO) and Deutsche Investitionsund Entwicklungsgesellschaft mbH (DEG) mainly for strengthening the Tier 2 capital of the Bank. Subordinated loans are eligible as Tier 2 capital of the Bank subject to the regulatory conditions.

Shareholders' equity

Regulatory requirement stipulates that the Bank should have 10.625% capital to risk-weighted asset ratio (CRAR) as per Basel-III or Taka 4,000.0 million whichever is higher. As at 31 December 2016, DBBL's shareholders' equity increased to Taka 17,660.2 million from Taka 16,754.3 million of 2015 registering an increase by Taka 905.8 million (5.4%). The increase mainly resulted from Taka 1,762.6 million after tax profit. As per Bangladesh Bank regulation, paid up share capital and statutory reserve should be at least Taka 4,000.0 million of which paid up share capital should be minimum Taka 2,000.0 million. Against this, the paid up share capital of the Bank stood at Taka 2,000.0 million at the end of 2016. The statutory reserve increased to Taka 8,134.4 million at the end of 2016 from Taka 7,487.6 million of 2015. The paid up share capital and the statutory reserve together stood at Taka 10,134.4 million as at 31 December 2016.

The summary of shareholders' equity is furnished below:

In million Taka

Particulars	Position as of 31 December		Variance (%)
	2016	2015	
Shareholders' equity			
Paid up share capital	2,000.0	2,000.0	0.0%
Statutory reserve	8,134.4	7,487.6	8.6%
Other reserves and share premium	3,088.1	3,144.9	-1.8%
Retained earning	4,437.7	4,121.9	7.7%
Total shareholders' equity	17,660.2	16,754.3	5.4%



Capital management plan and capital to risk-weighted asset ratio

As per Bangladesh Bank guidelines for determining minimum capital requirement (MCR) and the capital to risk-weighted asset ratio (CRAR) for banks, Basel III guidelines has been in force with effect from 1 January 2015.

Under Basel III guideline, the capital to risk-weighted asset ratio (CRAR) at the end of 2016 stood at 13.1% compared to 13.7% of the previous year against regulatory requirement of minimum 10.625%. Tier 1 capital increased to Taka 14,937.6 million being 9.2% of total of risk weighted assets (RWA). Supplementary capital (Tier 2 capital) stood at Taka 6,311.8 million being 3.9% of RWA.

The details of risk weighted assets, minimum capital requirement and the capital to risk-weighted asset ratio (CRAR) are given below:

In million Taka

Particulars	As of 31 December		Variance (%)
	2016	2015	
Total risk weighted assets	162,165.3	154,548.6	4.9%
Tier 1 capital	14,937.6	14,729.8	1.4%
Tier 2 capital	6,311.8	6,407.8	-1.5%
Total capital	**21,249.4**	21,137.6	**0.5%**
Particulars	**2016**	**2015**	**Deviation**
Minimum capital requirement	10.625%	10.0%	0.625%
Tier 1 capital to risk-weighted asset ratio	9.2%	9.5%	-0.3%
Tier 2 capital to risk-weighted asset ratio	3.9%	4.2%	-0.3%
Total capital to risk-weighted asset ratio	**13.1%**	**13.7%**	**-0.6%**

REVIEW OF OFF - BALANCE SHEET EXPOSURES AS AT 31 DECEMBER 2016

Total outstanding amount of off-balance sheet exposures of the Bank stood at Taka 60,051.7 million at the end of 2016 from Taka 55,015.0 million of 2015.

The summary of off-balance sheet exposures is furnished below:

In million Taka

Particulars	2016	2015	Growth (%)
Acceptances and endorsements	-	-	-
Letters of guarantee	5,203.5	3,870.9	34.4%
Irrevocable letters of credit	20,376.8	15,982.9	27.5%
Bills for collection	29,178.3	31,223.5	-6.5%
Other contingent liabilities	5,293.1	3,937.6	34.4%
Total	**60,051.7**	**55,015.0**	**9.2%**

Import-Export business

During the year under review, import business of DBBL stood at Taka 134,768.1 million against Taka 135,047.1 million registering a negative growth of 0.2% while export business stood at Taka 134,166.5 million against Taka 129,954.5 million registering a growth of 3.2%.

The summary of Import and Export business for the years 2016 and 2015 is given below:

In million Taka

Particulars	2016	2015	Growth (%)
Import	134,768.1	135,047.1	-0.2%
Export	134,166.5	129,954.5	3.2%
Total	**268,934.6**	**265,001.6**	**1.5%**

Key financial information and ratios for last five years

Key financial information and ratios for last five years are set out on **Page no. 26** of this Annual Report.

Future outlook for Banking Industry

Macroeconomic scenario

Bangladesh Bank is pursuing the monetary policy stance with a view to containing inflation, reducing interest rate, expanding private sector credit growth, and limiting government borrowing from the banking system for healthy, inclusive and sustainable economic growth.

Business and financial plan 2017

Within the context of above noted macroeconomic scenario, depressed business confidence, lower than expected investment and declining interest rate in the market resulting from surplus liquidity condition, DBBL has formulated its business and financial plan for 2017.

Strategic goals of business & financial plan 2017

- Be cautiously optimistic about business prospect in 2017;
- Strengthening risk management to protect against any unusual risk arising from uncertainty in local market and international economic and financial crises;
- Expanding funded and non-funded business growth while ensuring quality of portfolio and limiting risk; In this respect, the organizational structure of the bank has been changed mainly strengthening and focusing on streamlining business operations and expansions by centralizing credit operations, marketing and decision making.
- Containing cost of fund by opening new savings deposit accounts, introducing value added retail deposit products & services and increasing the amount and percentage of low cost deposits;
- Rationalizing operating cost to optimize operational efficiency and effectiveness, enhancing productivity of resources.
- Running adequate liquidity to ensure smooth transactions including that of ATMs, mobile banking and agent banking transactions to protect the bank from exposure to excessive interest rate or liquidity crises;

Key targets in 2017

Keeping in view the above goals, in the business plan and budget for 2017, deposits are projected to grow by 9.2% to Taka 262,000.0 million and loans are projected to increase by 11.5% to Taka 227,500.0 million. Import and export businesses are expected to grow by 26.1% and 26.7% to Taka 170,000.0 million and Taka 170,000.0 million respectively. With improved deposit mix, better quality of assets, growing funded and non-funded business particularly those related to corporate business and value added online services, and increased productivity of resources, healthy growth in operating profit and after tax profit is expected in 2017.

Strategies to achieve the business & financial goals in 2017

The above growth will be supported by expansion of branches & ATM network and further up gradation of IT and online banking system to provide better and faster services to customers. Mobile and Agent banking operation will be expanded further. Organizational structure and business process will be further streamlined to improve efficiency & productivity, rationalize cost and enhance customer satisfaction. Human resources will be further strengthened through motivations and incentives to improve operational efficiency, productivity and performance. A number of new products and services particularly in mobile banking and agent banking, SME and retail segments will be introduced to provide wider choice and convenience to the customers.

Appropriation of profit

The financial results and recommended appropriation of profit for the year 2016 are given below:

In million Taka

Particulars	2016	2015
Net profit after tax	1,762.6	3,020.3
Add: Retained earnings brought forward from previous years	4,121.9	3,555.1
Profit available for appropriations	5,884.5	6,575.4
Appropriations recommended by the Board of Directors		
Transfer to statutory reserve fund	646.8	1,253.5
Transfer to dividend equalization account	200.0	400.0
Proposed dividend: Cash dividend 30% i.e. 3 Taka per share of Taka 10 each (2015: Cash dividend 40% i.e. Taka 4 per share of Taka 10 each.)	600.0	800.0
Retained earnings carried forward	4,437.7	4,121.9

The Bank earned a net profit after tax of Taka 1,762.6 million in 2016 that was 41.6% lower than Taka 3,020.3 million in 2015.

Sustainable dividend policy to ensure growth and maximize share value

DBBL's dividend policy is designed in a way to ensure sustainable growth of the Bank with strong capital adequacy ratio, which must maximize value for shareholders. DBBL paid 40.0% cash dividend in 2015. The proposed cash dividend for 2016 is 30%.

Election of the Directors

In terms of Article 113 of the Articles of Association of the Company, at every Ordinary General Meeting, one-third of the Directors for the time being or if their number is not three or multiple of three, then the number nearest to one-third shall retire from the office. Accordingly, as per Article 114, Mr. Md. Nazim Uddin Bhuiyan, FCMA and Mr Mohd. Khorshed Alam will retire from the office of Directors. They are eligible for re-election/re-appointment. They offered themselves for re-election.

Meetings of the Directors

13 Meetings of the Board of Directors, 45 Meetings of the Executive Committee of the Board, 15 Meetings of the Audit Committee of the Board and 06 Meetings of the Risk Management Committee of the Board were held during the year under review.

Appointment of Auditors

Our existing Auditors M/s. A Qasem & Co., Chartered Accountants has completed audit for the year ended 2016 as first year of their audit and as per Bangladesh Bank's BRPD Circular Letter No. 12 dated 11 July 2001 and order of Bangladesh Securities and Exchange Commission dated 08 July 2015, they are eligible for re-appointment for 2017. They will be appointed and their remuneration will be fixed for the year 2017 by the Honorable Shareholders in this Annual General Meeting.

Gratitude

The members of the Board of Directors of DBBL would like to express their gratitude to all shareholders, valued clients, patrons, all employees and well-wishers for their continued support and cooperation, without which the Bank would not be able to achieve its present amazing position. We are also indebted to the Government of Bangladesh, Bangladesh Bank, Bangladesh Securities and Exchange Commission, Office of the Registrar of Joint Stock Companies & Firms, Dhaka Stock Exchange and Chittagong Stock Exchange for their continued support and cooperation.

We look forward for your continuous support and best wishes for meeting the future challenges awaiting us in the fiercely competitive financial market and satisfying ever increasing expectation of our customers, patrons and well wishers.

With best regards,

On behalf of the Board of Directors

Sayem Ahmed
Chairman

directors' responsibility for internal control and financial reporting

The Board of Directors of DBBL is responsible to cause preparation and true & fair presentation of the annual financial statements of 2016 and other financial information and reports contained in this annual report by the management. The accompanying financial statements have been prepared in accordance with Bangladesh Accounting Standards as adopted by Institute of Chartered Accountants of Bangladesh and Companies Act 1994, Banking Companies Act 1991 and Securities and Exchange Rules 1987 as considered relevant and appropriate under the circumstances. In cases where amounts are stated based on estimate those are based on informed judgment and estimate made by the management and agreed by Board of Directors. The financial information and data provided in this annual report is fully consistent with financial statements.

The Board is responsible for ensuring Adequate Internal Control

The Board of Directors is responsible for ensuring adequate internal control on financial transactions and reporting. In order to ensure effective risk management, the Board also ensures that adequate internal control system is in place and it is consistently complied with to provide reasonable assurance that financial records are reliable for preparation of financial statements, that quality of financial reporting is maintained, that assets of the bank are safeguarded against unauthorized use or disposition and that accountability for assets and business transactions are maintained. The Board monitors and updates internal control procedure on a continuous basis.

Internal control, accounting policies and financial reporting under direct supervision of Audit Committee of the Board that is fully comprised of non-executive members of the Board and independent of executive management

DBBL's internal control, accounting policies and financial reporting are under direct supervision of the Audit Committee of the Board that in turn report to the Board of Directors for general oversight and supervision. Audit Committee of the Board is fully independent of executive management. The Committee regularly reviews reports prepared by Internal Control & Compliance Division (IC&CD) covering all the business operations of the Bank with particular focus on core risks.

Effective Internal Audit Department with Direct Access and Reporting to Audit Committee of the Board

Inter Control & Compliance Division (IC&CD) of the Bank work under close coordination with Audit Committee of the Board for ensuring better internal control, effective operational procedure and reliable financial reporting. IC&CD undertakes details audit of the activities of branches and head office on a regular basis. Its reports are presented directly to Audit Committee of the Board. IC&CD has also direct access to the Audit Committee of the Board to discuss any matter related to their audit, adequacy of internal control procedure and compliance as well as overall risk management of the Bank.

External Auditors has full access to the Audit Committee of the Board for ensuring effectiveness of internal control procedure and reliability of financial reporting

A. Qasem & Co., Chartered Accountants is external auditors of the Bank for auditing annual financial statements. The A. Qasem & Co. keeps an understanding of DBBL's internal control system for preparation of financial statements and financial reporting and undertakes such auditing tests and other auditing procedures as may be considered appropriate under the circumstances to express its independent opinion on the financial statements that follow. The A. Qasem & Co. has full access to the Audit Committee to discuss any matter related to its audit to ensure reliability of financial reporting and effectiveness of internal control procedure.

The Board understands that despite taking all cares, any internal control system may have limitations in its effectiveness. However, the Board believes that effective control was maintained over preparation of financial statements for the year ended December 31, 2016.

With best regards,

On behalf of the Board of the Directors



Sayem Ahmed
Chairman



Any time
Anywhere

auditors' report

AMP STOCK


AMAR STOCK



AUDITORS' REPORT TO THE SHAREHOLDERS OF DUTCH-BANGLA BANK LIMITED

We have audited the accompanying financial statements of Dutch-Bangla Bank Limited (the "Bank"), which comprise the balance sheet as at 31 December 2016 and the profit and loss account, statements of changes in equity and cash flow statements for the year then ended, and a summary of significant accounting policies and other explanatory information.

Management's Responsibility for the Financial Statements and Internal Controls

Management is responsible for the preparation of financial statements of the Bank that give a true and fair view in accordance with Bangladesh Financial Reporting Standards (BFRS) as explained in note 2 and for such internal control as management determines is necessary to enable the preparation of financial statements of the Bank that are free from material misstatement, whether due to fraud or error. The Banking Companies Act, 1991 (as amended in 2013) and the Bangladesh Bank Regulations require the Management to ensure effective internal audit, internal control and risk management functions of the Bank. The Management is also required to make a self-assessment on the effectiveness of anti-fraud internal controls and report to Bangladesh Bank on instances of fraud and forgeries.

Auditors' Responsibility

Our responsibility is to express an opinion on these financial statements based on our audit. We conducted our audit in accordance with Bangladesh Standards on Auditing (BSA). Those standards require that we comply with ethical requirements and plan and perform the audit to obtain reasonable assurance about whether the financial statements of the Bank are free from material misstatement.

An audit involves performing procedures to obtain audit evidence about the amounts and disclosures in the financial statements of the Bank. The procedures selected depend on the auditor's judgment, including the assessment of the risks of material misstatement of the financial statements of the Bank, whether due to fraud or error. In making those risk assessments, the auditor considers internal control relevant to the entity's preparation of financial statements of the Bank that give a true and fair view in order to design audit procedures that are appropriate in the circumstances. An audit also includes evaluating the appropriateness of accounting policies used and the reasonableness of accounting estimates made by management, as well as evaluating the overall presentation of the financial statements of the Bank.

We believe that the audit evidence we have obtained is sufficient and appropriate to provide a basis for our audit opinion.

Opinion

In our opinion, the financial statements of the Bank give a true and fair view of the financial position of the Bank as at 31 December 2016 and of its financial performance and cash flows for the year then ended in accordance with Bangladesh Financial Reporting Standards (BFRS) as explained in note 2.

Report on Other Legal and Regulatory Requirements

In accordance with the Companies Act 1994, Securities and Exchange Rules 1987, the Banking Companies Act, 1991 (as amended in 2013) and the rules and regulations issued by Bangladesh Bank, we also report the following:

(a) we have obtained all the information and explanation which to the best of our knowledge and belief were necessary for the purpose of our audit and made due verification thereof;

(b) to the extent noted during the course of our audit work performed on the basis stated under the Auditor's Responsibility section in forming the above opinion on the financial statements

of the Bank and considering the reports of the Management to Bangladesh Bank on anti-fraud internal controls and instances of fraud and forgeries as stated under the Management's Responsibility for the Financial Statements and Internal Control:

i) internal audit, internal control and risk management arrangements of the Bank, as disclosed in the notes to the financial statements appeared to be materially adequate;

ii) nothing has come to our attention regarding material instances of forgery or irregularity or administrative error and exception or anything detrimental committed by employees of the Bank and its related entities;

(c) in our opinion, proper books of account as required by law have been kept by the Bank so far as it appeared from our examination of those books;

(d) the balance sheet and profit and loss account of the Bank dealt with by the report are in agreement with the books of account and return;

(e) the expenditure incurred was for the purposes of the Bank's business;

(f) the financial statements of the Bank have been drawn up in conformity with prevailing rules, regulations and accounting standards as well as with related guidance issued by Bangladesh Bank;

(g) adequate provisions have been made for advances and other assets which are, in our opinion, doubtful of recovery;

(h) the records and statements submitted by the branches have been properly maintained and consolidated in the financial statements;

(i) the information and explanation required by us have been received and found satisfactory;

(j) we have reviewed over 80% of the risk weighted assets of the Bank and we have spent around 4,900 person hours for the audit of the books and accounts of the Bank; and

(k) Capital to Risk-Weighted Asset Ratio (CRAR) as required by the Bangladesh Bank has been maintained adequately during the year.

Dhaka: 22 February 2017

A Qasem & Co.
Chartered Accountants



Any time
Anywhere

financial statements

AMP STOCK


AMAR STOCK

Balance Sheet as at 31 December 2016

(Main Operation and Off-shore Banking Unit)

PROPERTY AND ASSETS	Notes	2016 Taka			2015 Taka
		Main Operation	Off-shore	Total	Total
Cash					
In hand (including foreign currencies)	4	11,051,999,011	-	11,051,999,011	8,296,998,632
Balance with Bangladesh Bank and its agent bank (s)	5	17,660,677,577	-	17,660,677,577	14,555,926,865
(including foreign currencies)		28,712,676,588	-	28,712,676,588	22,852,925,497
Balance with other banks and financial institutions	6				
In Bangladesh		18,253,220,112	2,924,658,763	21,177,878,875	27,591,599,177
Outside Bangladesh		2,399,011,762	-	2,399,011,762	1,154,177,150
		20,652,231,874	2,924,658,763	23,576,890,637	28,745,776,327
Money at call on short notice	7	116,000,000	-	116,000,000	5,270,000,000
Investments	8				
Government		31,291,256,232	-	31,291,256,232	19,405,280,474
Others		487,243,434	-	487,243,434	804,983,434
		31,778,499,666	-	31,778,499,666	20,210,263,908
Loans and advances	9				
Loans, cash credits, overdrafts, etc.		161,604,799,911	810,947,527	162,415,747,438	146,351,641,108
Bills purchased and discounted		4,043,027,535	6,939,022,658	10,982,050,193	5,918,359,357
		165,647,827,446	7,749,970,185	173,397,797,631	152,270,000,465
Fixed assets including land, building, furniture and fixtures	10	4,871,866,975	82	4,871,867,057	4,519,304,790
Other assets	11	14,374,242,044	16,387,601	14,390,629,645	10,189,299,337
Non-banking assets		-	-	-	-
TOTAL ASSETS		**266,153,344,593**	**10,691,016,631**	**276,844,361,224**	**244,057,570,324**
LIABILITIES AND CAPITAL					
Liabilities					
Borrowings from other banks, financial institutions and agents	12	16,897,769,257	10,433,779,680	27,331,548,937	20,283,536,724
Deposits and other accounts	13				
Current deposits and other accounts		55,933,478,154	48,624,470	55,982,102,624	47,484,925,764
Bills payable		3,790,478,406	-	3,790,478,406	2,827,945,083
Savings bank deposits		82,480,121,034	-	82,480,121,034	70,609,619,683
Term deposits		64,981,263,299	-	64,981,263,299	65,842,511,008
		207,185,340,893	48,624,470	207,233,965,363	186,765,001,538
Other liabilities	14	20,779,319,601	139,246,609	20,918,566,210	15,852,794,427
Subordinated debt	15	3,700,122,226	-	3,700,122,226	4,401,902,157
TOTAL LIABILITIES		**248,562,551,977**	**10,621,650,759**	**259,184,202,736**	**227,303,234,846**

AMI STOCK

Balance Sheet as at 31 December 2016

(Main Operation and Off-shore Banking Unit)

PROPERTY AND ASSETS	Notes	2016 Taka			2015 Taka
		Main Operation	Off-shore	Total	Total
Shareholders' equity					
Paid up share capital	16.2	2,000,000,000	-	2,000,000,000	2,000,000,000
Share premium	17	11,067,500	-	11,067,500	11,067,500
Statutory reserve	18	8,134,390,476	-	8,134,390,476	7,487,588,738
Other reserve	19	-	-	-	-
Dividend equalization account	20	1,566,827,195	-	1,566,827,195	1,366,827,195
Assets revaluation reserve	21	850,413,777	-	850,413,777	850,413,777
Revaluation reserve of HTM securities	22	59,754,912	-	59,754,912	116,544,853
Proposed dividend: Cash dividend @ 30% i.e. Taka 3 per share of Taka 10 each. (2015: Cash dividend 40% i.e. Taka 4 per share of Taka 10 each)		600,000,000	-	600,000,000	800,000,000
Retained earnings		4,368,338,756	69,365,872	4,437,704,628	4,121,893,415
TOTAL SHAREHOLDERS' EQUITY		**17,590,792,616**	**69,365,872**	**17,660,158,488**	**16,754,335,478**
TOTAL LIABILITIES AND SHAREHOLDERS' EQUITY		**266,153,344,593**	**10,691,016,631**	**276,844,361,224**	**244,057,570,324**
OFF-BALANCE SHEET ITEMS					
Contingent liabilities	24				
Acceptances and endorsements		-	-	-	-
Letters of guarantee		5,203,462,715	-	5,203,462,715	3,870,934,586
Irrevocable letters of credit		20,373,991,602	2,815,128	20,376,806,730	15,982,927,771
Bills for collection		29,178,346,804	-	29,178,346,804	31,223,479,628
Other contingent liabilities		5,293,065,506	-	5,293,065,506	3,937,612,870
Total contingent liabilities		**60,048,866,627**	**2,815,128**	**60,051,681,755**	**55,014,954,855**
Other commitments					
Documentary credits and short term trade-related transactions		-	-	-	-
Forward assets purchased and forward deposits placed		-	-	-	-
Undrawn note issuance and revolving underwriting facilities		-	-	-	-
Undrawn formal standby facilities, credit lines and other commitments		-	-	-	-
Total other commitments		-	-	-	-
Total off-balance sheet items including contingent liabilities		**60,048,866,627**	**2,815,128**	**60,051,681,755**	**55,014,954,855**

The annexed notes 1 to 50 form an integral part of these financial statements.

Chairman | Director | Director | Managing Director & CEO

Auditors' report to the Shareholders
See annexed report of date

A. Qasem & Co.
Chartered Accountants

Dhaka, 22 February 2017

Profit and Loss Account for the year ended 31 December 2016

(Main Operation and Off-shore Banking Unit)

	Notes	2016 Taka			2015 Taka
		Main Operation	Off-shore	Total	Total
Interest income	26	15,345,915,147	299,955,552	15,645,870,699	16,028,164,208
Interest paid on deposits and borrowings etc.	27	5,467,727,487	214,594,108	5,682,321,595	6,240,169,618
Net interest income		**9,878,187,660**	**85,361,444**	**9,963,549,104**	**9,787,994,590**
Investment income	28	2,071,631,905	-	2,071,631,905	2,059,385,395
Commission, exchange and brokerage	29	1,545,244,966	-	1,545,244,966	1,502,836,751
Other operating income	30	2,349,739,222	856,198	2,350,595,420	2,258,577,637
Total operating income		**15,844,803,753**	**86,217,642**	**15,931,021,395**	**15,608,794,373**
Salary and allowances	32	3,033,532,963	4,983,114	3,038,516,077	2,873,797,161
Rent, taxes, insurance, electricity, etc.	34	1,385,333,829	-	1,385,333,829	1,142,193,758
Legal expenses	35	3,506,506	-	3,506,506	4,556,127
Postage, stamp, telecommunications, etc.	36	272,852,747	4,904	272,857,651	237,788,107
Stationery, printings, advertisements, etc.	37	365,019,157	-	365,019,157	631,694,640
Managing Director & CEO's salary and allowances	38	10,646,000	-	10,646,000	10,756,000
Directors' fees	39	252,000	-	252,000	215,000
Auditors' fees	40	701,500	-	701,500	540,500
Charges on loan losses	41	357,439,118	-	357,439,118	49,701,103
Depreciation and repair of bank's assets	42	1,573,036,637	315,430	1,573,352,067	1,525,495,759
Other expenses	43	3,400,983,563	590,114	3,401,573,677	2,698,114,983
Total operating expenses		**10,403,304,020**	**5,893,562**	**10,409,197,582**	**9,174,853,138**
Profit before provision		**5,441,499,733**	**80,324,080**	**5,521,823,813**	**6,433,941,235**
Provision for loans and off-balance sheet exposures	14.1.3				
Specific provision for loans	14.1.3(A)	1,985,931,729	-	1,985,931,729	(259,249,975)
General provision for loans	14.1.3(B)	213,200,000	18,316,127	231,516,127	324,371,107
General provision for off-balance sheet exposures	14.1.3(B)	50,367,269	-	50,367,269	77,350,244
		2,249,498,998	18,316,127	2,267,815,125	142,471,376
Other provision	14.1.1.1	20,000,000	-	20,000,000	24,130,000
Total provision		**2,269,498,998**	**18,316,127**	**2,287,815,125**	**166,601,376**
Profit before taxes		**3,172,000,735**	**62,007,953**	**3,234,008,688**	**6,267,339,859**
Provision for taxation					
Current tax	14.1.2	2,149,728,516	-	2,149,728,516	3,223,066,022
Deferred tax	11.2.2	(678,332,779)	-	(678,332,779)	23,991,629
		1,471,395,737	-	1,471,395,737	3,247,057,651
Net profit after taxation		**1,700,604,998**	**62,007,953**	**1,762,612,951**	**3,020,282,208**
Retained earnings brought forward from previous years		4,114,535,496	7,357,919	4,121,893,415	3,555,079,179
		5,815,140,494	**69,365,872**	**5,884,506,366**	**6,575,361,387**
Appropriations					
Statutory reserve	18	646,801,738	-	646,801,738	1,253,467,972
Dividend equalization account	20	200,000,000	-	200,000,000	400,000,000
Proposed dividend: Cash dividend @ 30% i.e. Taka 3 per share of Taka 10 each. (2015: Cash dividend 40% i.e. Taka 4 per share of Taka 10 each)		600,000,000	-	600,000,000	800,000,000
		1,446,801,738	-	1,446,801,738	2,453,467,972
Retained earnings carried forward		**4,368,338,756**	**69,365,872**	**4,437,704,628**	**4,121,893,415**
Earnings per share (EPS)	23			**8.81**	**15.10**

The annexed notes 1 to 50 form an integral part of these financial statements.

Chairman | Director | Director | Managing Director & CEO

Auditors' report to the Shareholders
See annexed report of date

A. Qasem & Co.
Chartered Accountants

Dhaka, 22 February 2017

Cash Flow Statement for the year ended 31 December 2016

(Main Operation and Off-shore Banking Unit)

	Notes	2016 Taka			2015 Taka
A) Cash flows from operating activities		**Main Operation**	**Off-shore**	**Total**	**Total**
Interest receipts in cash		17,385,700,301	299,955,552	17,685,655,853	18,101,128,599
Interest payments		(5,587,795,876)	(214,594,108)	(5,802,389,984)	(6,433,452,862)
Dividend receipts in cash		5,712,228	-	5,712,228	425
Gain on sale of shares		-	-	-	-
Gain on sale of securities		-	-	-	-
Recoveries of loan previously written-off		502,680	-	502,680	6,299,930
Fee and commission receipts in cash		729,408,589	-	729,408,589	761,721,636
Cash payments to employees		(3,045,538,163)	(4,983,114)	(3,050,521,277)	(2,886,679,535)
Cash payments to suppliers		(2,299,706,996)	-	(2,299,706,996)	(1,793,004,343)
Income taxes paid		(2,642,292,384)	-	(2,642,292,384)	(2,288,453,419)
Receipts from other operating activities	44	3,164,342,422	856,198	3,165,198,620	2,999,692,752
Payments for other operating activities	45	(4,500,754,864)	(590,114)	(4,501,344,978)	(3,873,949,763)
Operating profit before changes in operating assets and liabilities		**3,209,577,937**	**80,644,414**	**3,290,222,351**	**4,593,303,420**
Increase/(decrease) in operating assets and liabilities					
Statutory deposits		5,322,399,000	-	5,322,399,000	3,704,701,940
Purchase /sale of trading securities		(4,997,960,529)	-	(4,997,960,529)	-
Loans and advances to other banks		-	-	-	-
Loans and advances to customers		(19,324,101,439)	(1,831,610,828)	(21,155,712,267)	(28,485,305,106)
Other assets	46	(412,505,727)	-	(412,505,727)	(144,662,409)
Deposits from other banks		(15,408,934)	-	(15,408,934)	(61,902,723)
Deposits from customers		15,326,317,416	(7,783,066)	15,318,534,350	16,587,398,116
Other liabilities account of customers		4,430,763,116	2,617,249,097	7,048,012,213	9,659,427,504
Other liabilities	47	529,153,488	(12,212,476)	516,941,012	46,207,184
Net cash from operating activities		**4,068,234,328**	**846,287,141**	**4,914,521,469**	**5,899,167,926**
B) Cash flows from investing activities					
Payments for purchase of securities		(66,450,391,899)	-	(66,450,391,899)	(37,086,253,756)
Proceeds from sale of securities		59,878,281,565	-	59,878,281,565	38,419,120,997
Purchase of property, plant and equipment		(1,434,698,390)	-	(1,434,698,390)	(1,431,092,709)
Sale proceeds of property, plant and equipment		9,841,723	-	9,841,723	5,689,669
Net cash used in investing activities		**(7,996,967,001)**	**-**	**(7,996,967,001)**	**(92,535,799)**
C) Cash flows from financing activities					
Receipts from issue of loan capital and debt securities		-	-	-	-
Payment for redemption of loan capital and debt securities		(701,779,931)	-	(701,779,931)	(255,706,895)
Dividends paid		(680,743,036)	-	(680,743,036)	(680,667,628)
Net cash from financing activities		**(1,382,522,967)**	**-**	**(1,382,522,967)**	**(936,374,523)**
D) Net increase / (decrease) in cash (A+B+C)		(5,311,255,640)	846,287,141	(4,464,968,499)	4,870,257,604
E) Cash and cash-equivalents at beginning of the year		54,797,722,602	2,078,371,622	56,876,094,224	52,005,836,620
F) Cash and cash-equivalents at end of the year (D+E)	48	**49,486,466,962**	**2,924,658,763**	**52,411,125,725**	**56,876,094,224**
Net Operating Cash Flow Per Share (NOCFPS)				**24.57**	**29.50**

Chairman | Director | Director | Managing Director & CEO

Auditors' report to the Shareholders
See annexed report of date

A. Qasem & Co.
Chartered Accountants

Dhaka, 22 February 2017

Statement of Changes in Equity for the year ended 31 December 2016

(Main Operation and Off-shore Banking Unit)

Figures in Taka

Particulars	Paid up share capital	Share premium	Statutory reserve	Other reserve	Dividend equalization account	Proposed dividend		Assets revaluation reserve	Revaluation reserve of HTM securities	Retained earnings	Total
						Cash	Bonus share				
Balance at 1 January 2016	2,000,000,000	11,067,500	7,487,588,738	-	1,366,827,195	800,000,000	-	850,413,777	116,544,853	4,121,893,415	16,754,335,478
Changes in accounting policy	-	-	-	-	-	-	-	-	-	-	-
Restated balance	**2,000,000,000**	**11,067,500**	**7,487,588,738**	**-**	**1,366,827,195**	**800,000,000**	**-**	**850,413,777**	**116,544,853**	**4,121,893,415**	**16,754,335,478**
Surplus/deficit on account of revaluation of properties	-	-	-	-	-	-	-	-	-	-	-
Surplus/deficit on account of revaluation of investments	-	-	-	-	-	-	-	-	(56,789,941)	-	(56,789,941)
Currency translation differences	-	-	-	-	-	-	-	-	-	-	-
Net gains and losses not recognized in the income statement	-	-	-	-	-	-	-	-	-	-	-
Payment of dividend for the year 2015	-	-	-	-	-	(800,000,000)	-	-	-	-	(800,000,000)
Net profit for the year 2016	-	-	-	-	-	-	-	-	-	1,762,612,951	1,762,612,951
Issue of share capital	-	-	-	-	-	-	-	-	-	-	-
Appropriations during the year	-	-	646,801,738	-	200,000,000	600,000,000	-	-	-	(1,446,801,738)	-
Balance at 31 December 2016	**2,000,000,000**	**11,067,500**	**8,134,390,476**	**-**	**1,566,827,195**	**600,000,000**	**-**	**850,413,777**	**59,754,912**	**4,437,704,628**	**17,660,158,488**
Balance at 31 December 2015	**2,000,000,000**	**11,067,500**	**7,487,588,738**	**-**	**1,366,827,195**	**800,000,000**	**-**	**850,413,777**	**116,544,853**	**4,121,893,415**	**16,754,335,478**

Chairman | Director | Director | Managing Director & CEO

Auditors' report to the Shareholders
See annexed report of date

A. Qasem & Co.
Chartered Accountants

Dhaka, 22 February 2017

Liquidity Statement (Assets and liabilities maturity analysis)

as at 31 December 2016

(Main Operation and Off-shore Banking Unit)

Particulars	Residual Maturities					Total Taka
	Within one month	Within one to three months	Within three to twelve months	Within one to five years	More than five years	
	Taka	Taka	Taka	Taka	Taka	
Assets						
Cash in hand	11,051,999,011	-	-	-	-	11,051,999,011
Balance with other banks and financial institutions	24,137,547,909	10,067,390,863	1,592,415,207	5,440,214,235	-	41,237,568,214
Money at call on short notice	116,000,000	-	-	-	-	116,000,000
Investments	11,002,458,600	487,243,434	-	11,113,844,630	9,174,953,002	31,778,499,666
Loans and advances	14,596,266,950	39,751,461,341	78,903,664,783	28,483,070,999	11,663,333,559	173,397,797,631
Fixed assets including land, building, furniture and fixtures	-	-	-	2,329,547,526	2,542,319,531	4,871,867,057
Other assets	7,263,689,335	3,919,975,683	2,361,572,520	845,392,107	-	14,390,629,645
Non-banking assets	-	-	-	-	-	-
Total assets [A]	**68,167,961,805**	**54,226,071,321**	**82,857,652,509**	**48,212,069,497**	**23,380,606,091**	**276,844,361,224**
Liabilities						
Borrowings from other banks, financial institutions and agents	994,506,629	4,950,559,662	15,135,679,866	4,728,377,004	1,522,425,776	27,331,548,937
Deposits	50,577,579,037	38,446,336,519	61,237,926,850	37,937,544,725	15,244,099,826	203,443,486,957
Other accounts	3,790,478,406	-	-	-	-	3,790,478,406
Provision and other liabilities	5,339,060,736	7,319,471,377	2,177,783,667	757,778,513	5,324,471,917	20,918,566,210
Subordinated debt	-	-	1,112,227,988	2,587,894,238	-	3,700,122,226
Total liabilities [B]	**60,701,624,808**	**50,716,367,558**	**79,663,618,371**	**46,011,594,481**	**22,090,997,519**	**259,184,202,736**
Liquidity surplus [A-B]	**7,466,336,997**	**3,509,703,763**	**3,194,034,139**	**2,200,475,017**	**1,289,608,572**	**17,660,158,488**
Cumulative liquidity surplus	**7,466,336,997**	**10,976,040,760**	**14,170,074,899**	**16,370,549,915**	**17,660,158,488**	**-**

AMARSTOCK

Balance Sheet as at 31 December 2016
(Main Operation)

PROPERTY AND ASSETS	Notes	2016 Taka Main Operation	2015 Taka Total
Cash			
In hand (including foreign currencies)	4	11,051,999,011	8,296,998,632
Balance with Bangladesh Bank and its agent bank (s) (including foreign currencies)	5	17,660,677,577	14,555,926,865
		28,712,676,588	22,852,925,497
Balance with other banks and financial institutions	6		
In Bangladesh		18,253,220,112	25,513,227,555
Outside Bangladesh		2,399,011,762	1,154,177,150
		20,652,231,874	26,667,404,705
Money at call on short notice	7	116,000,000	5,270,000,000
Investments	8		
Government		31,291,256,232	19,405,280,474
Others		487,243,434	804,983,434
		31,778,499,666	20,210,263,908
Loans and advances	9		
Loans, cash credits, overdrafts, etc.		161,604,799,911	141,916,487,380
Bills purchased and discounted		4,043,027,535	4,435,153,728
		165,647,827,446	146,351,641,108
Fixed assets including land, building, furniture and fixtures	10	4,871,866,975	4,519,293,774
Other assets	11	14,374,242,044	10,180,005,187
Non-banking assets		-	-
TOTAL ASSETS		**266,153,344,593**	**236,051,534,179**
LIABILITIES AND CAPITAL			
Liabilities			
Borrowings from other banks, financial institutions and agents	12	16,897,769,257	12,467,006,141
Deposits and other accounts	13		
Current deposits and other accounts		55,933,478,154	47,428,518,228
Bills payable		3,790,478,406	2,827,945,083
Savings bank deposits		82,480,121,034	70,609,619,683
Term deposits		64,981,263,299	65,842,511,008
		207,185,340,893	186,708,594,002
Other liabilities	14	20,779,319,601	15,727,054,320
Subordinated debt	15	3,700,122,226	4,401,902,157
TOTAL LIABILITIES		**248,562,551,977**	**219,304,556,620**

AMARSTOCK

Balance Sheet as at 31 December 2016
(Main Operation)

	Notes	2016 Taka Main Operation	2015 Taka Total
Shareholders' equity			
Paid up share capital	16.2	2,000,000,000	2,000,000,000
Share premium	17	11,067,500	11,067,500
Statutory reserve	18	8,134,390,476	7,487,588,738
Other reserve	19	-	-
Dividend equalization account	20	1,566,827,195	1,366,827,195
Assets revaluation reserve	21	850,413,777	850,413,777
Revaluation reserve of HTM securities	22	59,754,912	116,544,853
Proposed dividend: Cash dividend @ 30% i.e. Taka 3 per share of Taka 10 each. (2015: Cash dividend 40% i.e. Taka 4 per share of Taka 10 each)		600,000,000	800,000,000
Retained earnings		4,368,338,756	4,114,535,496
TOTAL SHAREHOLDERS' EQUITY		**17,590,792,616**	**16,746,977,559**
TOTAL LIABILITIES AND SHAREHOLDERS' EQUITY		**266,153,344,593**	**236,051,534,179**
OFF-BALANCE SHEET ITEMS			
Contingent liabilities	24		
Acceptances and endorsements		-	-
Letters of guarantee		5,203,462,715	3,870,934,586
Irrevocable letters of credit		20,373,991,602	15,982,927,771
Bills for collection		29,178,346,804	31,223,479,628
Other contingent liabilities		5,293,065,506	3,937,612,870
Total contingent liabilities		**60,048,866,627**	**55,014,954,855**
Other commitments			
Documentary credits and short term trade-related transactions		-	-
Forward assets purchased and forward deposits placed		-	-
Undrawn note issuance and revolving underwriting facilities		-	-
Undrawn formal standby facilities, credit lines and other commitments		-	-
Total other commitments		-	-
Total off-balance sheet items including contingent liabilities		**60,048,866,627**	**55,014,954,855**

The annexed notes 1 to 50 form an integral part of these financial statements.

Chairman | Director | Director | Managing Director & CEO

Auditors' report to the Shareholders
See annexed report of date

A. Qasem & Co.
Chartered Accountants

Dhaka, 22 February 2017

AMARSTOCK

Profit and Loss Account for the year ended 31 December 2016

(Main Operation)

	Notes	2016 Taka Main Operation	2015 Taka Total
Interest income	26	15,345,915,147	15,852,976,151
Interest paid on deposits and borrowings etc.	27	5,467,727,487	6,099,771,043
Net interest income		**9,878,187,660**	**9,753,205,108**
Investment income	28	2,071,631,905	2,059,385,395
Commission, exchange and brokerage	29	1,545,244,966	1,502,836,751
Other operating income	30	2,349,739,222	2,257,254,549
Total operating income		**15,844,803,753**	**15,572,681,803**
Salary and allowances	32	3,033,532,963	2,868,966,866
Rent, taxes, insurance, electricity, etc.	34	1,385,333,829	1,142,193,758
Legal expenses	35	3,506,506	4,556,127
Postage, stamp, telecommunications, etc.	36	272,852,747	237,745,444
Stationery, printings, advertisements, etc.	37	365,019,157	631,694,640
Managing Director & CEO's salary and allowances	38	10,646,000	10,756,000
Directors' fees	39	252,000	215,000
Auditors' fees	40	701,500	540,500
Charges on loan losses	41	357,439,118	49,701,103
Depreciation and repair of bank's assets	42	1,573,036,637	1,525,140,011
Other expenses	43	3,400,983,563	2,697,451,652
Total operating expenses		**10,403,304,020**	**9,168,961,101**
Profit before provision		**5,441,499,733**	**6,403,720,702**
Provision for loans and off-balance sheet exposures	14.1.3		
Specific provision for loans	14.1.3(A)	1,985,931,729	(259,249,975)
General provision for loans	14.1.3(B)	213,200,000	269,801,200
General provision for off-balance sheet exposures	14.1.3(B)	50,367,269	77,350,244
		2,249,498,998	87,901,469
Other provision	14.1.1.1	20,000,000	24,130,000
Total provision		**2,269,498,998**	**112,031,469**
Profit before taxes		**3,172,000,735**	**6,291,689,233**
Provision for taxation			
Current tax	14.1.2	2,149,728,516	3,223,066,022
Deferred tax	11.2.2	(678,332,779)	23,991,629
		1,471,395,737	3,247,057,651
Net profit after taxation		**1,700,604,998**	**3,044,631,582**
Retained earnings brought forward from previous years		4,114,535,496	3,523,371,886
		5,815,140,494	**6,568,003,468**
Appropriations			
Statutory reserve	18	646,801,738	1,253,467,972
Dividend equalization account	20	200,000,000	400,000,000
Proposed dividend: Cash dividend @ 30% i.e. Taka 3 per share of Taka 10 each. (2015: Cash dividend 40% i.e. Taka 4 per share of Taka 10 each)		600,000,000	800,000,000
		1,446,801,738	2,453,467,972
Retained earnings carried forward		**4,368,338,756**	**4,114,535,496**

The annexed notes 1 to 50 form an integral part of these financial statements.

Chairman | Director | Director | Managing Director & CEO

Auditors' report to the Shareholders
See annexed report of date

A. Qasem & Co.
Chartered Accountants

Dhaka, 22 February 2017

Cash Flow Statement for the year ended 31 December 2016
(Main Operation)

		Notes	2016 Taka Main Operation	2015 Taka Total
A)	**Cash flows from operating activities**			
	Interest receipts in cash		17,385,700,301	17,925,940,542
	Interest payments		(5,587,795,876)	(6,293,054,287)
	Dividend receipts in cash		5,712,228	425
	Gain on sale of shares		-	-
	Gain on sale of securities		-	-
	Recoveries of loan previously written-off		502,680	6,299,930
	Fee and commission receipts in cash		729,408,589	761,721,636
	Cash payments to employees		(3,045,538,163)	(2,881,849,240)
	Cash payments to suppliers		(2,299,706,996)	(1,793,004,343)
	Income taxes paid		(2,642,292,384)	(2,288,453,419)
	Receipts from other operating activities	44	3,164,342,422	2,998,369,664
	Payments for other operating activities	45	(4,500,754,864)	(3,873,286,432)
	Operating profit before changes in operating assets and liabilities		**3,209,577,937**	**4,562,684,476**
	Increase/(decrease) in operating assets and liabilities			
	Statutory deposits		5,322,399,000	3,704,701,940
	Purchase /sale of trading securities		(4,997,960,529)	38,419,120,997
	Loans and advances to other banks		-	-
	Loans and advances to customers		(19,324,101,439)	(22,566,945,749)
	Other assets	46	(412,505,727)	(144,662,409)
	Deposits from other banks		(15,408,934)	(61,902,723)
	Deposits from customers		15,326,317,416	16,530,990,580
	Other liabilities account of customers		4,430,763,116	1,842,896,921
	Other liabilities	47	529,153,488	641,761,466
	Net cash from operating activities		**4,068,234,328**	**42,928,645,499**
B)	**Cash flows from investing activities**			
	Payments for purchase of securities		(66,450,391,899)	(37,086,253,756)
	Proceeds from sale of securities		59,878,281,565	-
	Purchase of property, plant and equipment		(1,434,698,390)	(1,431,092,709)
	Sale proceeds of property, plant and equipment		9,841,723	5,689,669
	Net cash used in investing activities		**(7,996,967,001)**	**(38,511,656,796)**
C)	**Cash flows from financing activities**			
	Receipts from issue of loan capital and debt securities		-	-
	Payment for redemption of loan capital and debt securities		(701,779,931)	(255,706,895)
	Dividends paid		(680,743,036)	(680,667,628)
	Net cash from financing activities		**(1,382,522,967)**	**(936,374,523)**
D)	**Net increase / (decrease) in cash (A+B+C)**		(5,311,255,640)	3,480,614,180
E)	**Cash and cash-equivalents at beginning of the year**		54,797,722,602	51,317,108,422
F)	**Cash and cash-equivalents at end of the year (D+E)**	48	**49,486,466,962**	**54,797,722,602**

Chairman | Director | Director | Managing Director & CEO

Auditors' report to the Shareholders
See annexed report of date

A. Qasem & Co.
Chartered Accountants

Dhaka, 22 February 2017

Statement of Changes in Equity for the year ended 31 December 2016

(Main Operation)

Figures in Taka

Particulars	Paid up share capital	Share premium	Statutory reserve	Other reserve	Dividend equalization account	Proposed dividend		Assets revaluation reserve	Revaluation reserve of HTM securities	Retained earnings	Total
						Cash	Bonus share				
Balance at 1 January 2016	2,000,000,000	11,067,500	7,487,588,738	-	1,366,827,195	800,000,000	-	850,413,777	116,544,853	4,114,535,496	16,746,977,559
Changes in accounting policy	-	-	-	-	-	-	-	-	-	-	-
Restated balance	**2,000,000,000**	**11,067,500**	**7,487,588,738**	**-**	**1,366,827,195**	**800,000,000**	**-**	**850,413,777**	**116,544,853**	**4,114,535,496**	**16,746,977,559**
Surplus/deficit on account of revaluation of properties	-	-	-	-	-	-	-	-	-	-	-
Surplus/deficit on account of revaluation of investments	-	-	-	-	-	-	-	-	(56,789,941)	-	(56,789,941)
Currency translation differences	-	-	-	-	-	-	-	-	-	-	-
Net gains and losses not recognized in the income statement	-	-	-	-	-	-	-	-	-	-	-
Payment of dividend for the year 2015	-	-	-	-	-	(800,000,000)	-	-	-	-	(800,000,000)
Net profit for the year 2016	-	-	-	-	-	-	-	-	-	1,700,604,998	1,700,604,998
Issue of share capital	-	-	-	-	-	-	-	-	-	-	-
Appropriations during the year	-	-	646,801,738	-	200,000,000	600,000,000	-	-	-	(1,446,801,738)	-
Balance at 31 December 2016	**2,000,000,000**	**11,067,500**	**8,134,390,476**	**-**	**1,566,827,195**	**600,000,000**	**-**	**850,413,777**	**59,754,912**	**4,368,338,756**	**17,590,792,616**
Balance at 31 December 2015	**2,000,000,000**	**11,067,500**	**7,487,588,738**	**-**	**1,366,827,195**	**800,000,000**	**-**	**850,413,777**	**116,544,853**	**4,114,535,496**	**16,746,977,559**

Chairman

Director

Director

Managing Director & CEO

Auditors' report to the Shareholders
See annexed report of date

A. Qasem & Co.
Chartered Accountants

Dhaka, 22 February 2017

Notes to the Financial Statements as at and for the year ended 2016

(Main Operation and Off-shore Banking Unit)

1. Status of the Bank

1.1 Dutch-Bangla Bank Limited (the Bank) is a scheduled commercial bank set up as a joint venture between Bangladesh and The Netherlands. Incorporated as a public limited company under the Companies Act 1994 , the Bank obtained license from Bangladesh Bank on 23 July 1995 and started its banking business with one branch on 3 June 1996. The number of branches was 165 as at 31 December 2016 all over Bangladesh. The Bank is listed with Dhaka Stock Exchange and Chittagong Stock Exchange as a publicly quoted company.

1.2 Nature of business

Main operation

The principal activities of the Bank are to carry on all kinds of commercial banking business in Bangladesh.

Mobile Banking Services

The Bank obtained the permission for conducting the Mobile Banking Services from Bangladesh Bank on 28 April 2010. The Bank started operation of Mobile Banking Services on 31 March 2011.

The principal activities of the Mobile Banking Services are to provide banking services to Mobile Banking customers through Mobile Phone and multiple delivery channels within the applicable rules & regulations and guidelines of Bangladesh Bank.

Mobile Banking Services are part of Main Operation of the Bank.

Agent Banking Services

The Bank obtained the permission for conducting the Agent Banking services from Bangladesh Bank on 27 July 2014. The Bank started operation of Agent Banking Services on 19 January 2015.

The principal activities of the Agent Banking Services are to provide banking services to the Bank customers through engagement of agents who conducts Banking Transaction on behalf of the Bank under a valid agency agreements rather than Bank's own Tellers/Cashiers to deliver the services within the applicable rules & regulations and guidelines of Bangladesh Bank.

Agent Banking Services are part of Main Operation of the Bank.

Off-shore Banking Unit (OBU)

The Off-shore Banking Unit (OBU) of the Bank is the separate business entity governed by the applicable rules & regulations and guidelines of Bangladesh Bank. The Bank obtained the permission for conducting the operations of OBU from Bangladesh Bank on 23 February 2010. The Bank started the operation of OBU on 12 July 2010. The number of OBUs were two as at 31 December 2016 located at Chittagong EPZ Branch-Chittagong and Dhaka EPZ Branch-Dhaka.

The principal activities of the OBUs are to provide commercial banking services through its Units within the rules & regulations and guidelines of Bangladesh Bank applicable for the Off-shore Banking Units.

2. Significant accounting policies and basis of preparation of financial statements

2.1. Basis of accounting

The financial statements of the Bank have been prepared under historical cost convention except investments which are measured at present value and in accordance with "First Schedule" of the Bank Companies Act, 1991 as amended under sub-section 38(4) of the Act, relevant Bangladesh Bank Circulars, International Accounting Standards (IASs) and International Financial Reporting Standards (IFRSs) adopted by the Institute of Chartered Accountants of Bangladesh (ICAB) and named as Bangladesh Accounting Standards (BASs) and Bangladesh Financial Reporting Standards (BFRSs) respectively, the Companies Act, 1994, the Securities and Exchange Rules, 1987 and other rules and regulations applicable for Banks in Bangladesh.

In cases, any requirement of provisions and circulars issued by Bangladesh Bank differs with those of other regulatory authorities, the provisions & circulars issued by Bangladesh Bank shall prevail. Material departures from the requirement of BAS & BFRS are as follows:



2.1.1 Investment in shares and Securities

BFRS & BAS:

As per requirements of BAS 39, investment in shares and securities generally falls either under "at fair value through profit and loss account" or under "available for sale" where any change in the fair value (as measured in accordance with BFRS 13) at the year-end is taken to profit and loss account or revaluation reserve respectively.

Bangladesh Bank:

As per BRPD circular no. 14 dated 25 June 2003 investments in quoted shares and unquoted shares are revalued at the year end at market price and as per book value of last audited balance sheet respectively. Provision should be made for any loss arising from diminution in value of investment.

2.1.2 Revaluation gain/loss on Government securities

BFRS & BAS:

As per requirement of BAS 39, where securities treasury bills and treasury bonds fall under the category of "held for trading", any change in the fair value (as measured in accordance with BFRS 13) of held for trading assets is recognized through profit and loss account. T-bills and T-Bonds designated as "held to maturity" are measured at amortized cost method and interest income is recognized through the profit and loss account.

Bangladesh Bank:

HFT securities are revalued on the basis of marking to market and at year end any gains on revaluation of securities which have not matured as at the balance sheet date are recognized in other reserve as a part of equity and any losses on revaluation of securities which have not matured as at the balance sheet date are charged in the profit and loss account. Interest on HFT securities including amortization of discount are recognized in the profit and loss account.

2.1.3 Provision on loans and advances

BFRS & BAS:

As per BAS 39 an entity should start the impairment assessment by considering whether objective evidence of impairment exists for financial assets that are individually significant. For financial assets are not individually significant, the assessment can be performed on an individual or collective (portfolio) basis.

Bangladesh Bank:

As per BRPD circular no. 14 dated 23 September 2012, BRPD circular no. 19 dated 27 December 2012, BRPD circular no. 05 dated 29 May 2013 & BRPD circular no. 16 dated 18 November 2014, a general provision at 0.25% to 5% under different categories of unclassified loans (good/standard loans) has to be maintained regardless of objective evidence of impairment. Also provision for sub-standard loans, doubtful loans and bad losses has to be provided at 20%, 50% and 100% respectively for loans and advances depending on time past due. Again as per BRPD circular no. 10 dated 18 September 2007 and BRPD circular no. 14 dated 23 September 2012, a general provision at 1% is required to be provided for all off-balance sheet exposures. Such provision policies are not specifically in line with those prescribed by BAS 39.

2.1.4 Recognition of interest in suspense

BFRS & BAS:

Loans and advances to customers are generally classified as 'loans and receivables' as per BAS 39 and interest income is recognized through effective interest rate method over the term of the loan. Once a loan is impaired, interest income is recognized in profit and loss account on the same basis based on revised carrying amount.

Bangladesh Bank:

As per BRPD circular no. 14 dated 23 September 2012, once a loan is classified, interest on such loans are not allowed to be recognized as income, rather the corresponding amount needs to be credited to an interest in suspense account, which is presented as liability in the balance sheet.

2.1.5 Other comprehensive income

BFRS & BAS:

As per BAS 1 Other Comprehensive Income (OCI) is a component of financial statements or the elements of Other Comprehensive Income are to be included in a Single Other Comprehensive Income (OCI) Statement.

Bangladesh Bank:

Bangladesh Bank has issued templates for financial statements which will strictly be followed by all banks. The templates of financial statements issued by Bangladesh Bank do not include Other Comprehensive Income nor are the elements of Other Comprehensive Income allowed to include in a Single Comprehensive Income (OCI) Statement. As such the company does not prepare the other comprehensive income statement. However elements of OCI, if any, are shown in the statements of changes in equity.

2.1.6 Financial instruments – presentation and disclosure

In several cases Bangladesh Bank guidelines categorize, recognize, measure and present financial instruments differently from those prescribed in BAS 39. As such some disclosure and presentation requirements of BFRS 7 and BAS 32 cannot be made in the financial statements.

2.1.7 Repo and Reverse Repo transactions

BFRS & BAS:

When an entity sells a financial asset and simultaneously enters into an agreement to repurchase the asset (or a similar asset) at a fixed price on a future date (repo or stock lending), the arrangement is treated as a loan and the underlying asset continues to be recognized in the entity's financial statements. The difference between selling price and repurchase price will be treated as interest expense. Same rule applies to the opposite side of the transaction (reverse repo).

Bangladesh Bank:

As per DOS Circular letter no. 6 dated 15 July 2010 and subsequent clarification in DOS circular no. 2 dated 23 January 2013, when a bank sells a financial asset and simultaneously enters into an agreement to repurchase the asset (or a similar asset) at a fixed price on a future date (repo or stock lending), the arrangement is accounted for as a normal sales transactions and the financial assets are derecognized in the seller's book and recognized in the buyer's book. However, as per DMD circular letter no. 7 dated 29 July 2012, non primary dealer banks are eligible to participate in the Assured Liquidity Support (ALS) program, whereby such banks may enter collateralized repo arrangements with Bangladesh Bank. Here the selling bank accounts for the arrangement as a loan, thereby continuing to recognize the asset.

2.1.8 Financial guarantees

BFRS & BAS:

As per BAS 39, financial guarantees are contracts that require an entity to make specified payments to reimburse the holder for a loss it incurs because a specified debtor fails to make payment when due in accordance with the terms of a debt instrument. Financial guarantee liabilities are recognized initially at their fair value (as measured in accordance with BFRS 13), and the initial fair value is amortized over the life of the financial guarantee. The financial guarantee liability is subsequently carried at the higher of this amortized amount and the present value of any expected payment when a payment under the guarantee has become probable. Financial guarantees are included within other liabilities.

Bangladesh Bank:

As per BRPD 14,2003, financial guarantees such as letter of credit, letter of guarantee will be treated as Off- Balance Sheet items. No liability is recognized for the guarantee except the cash margin.

2.1.9 Cash and cash equivalent

BFRS & BAS:

Cash and cash equivalent items should be reported as cash item as per BAS 7.

Bangladesh Bank:

Some cash and cash equivalent items such as 'money at call and on short notice', Treasury bills, Bangladesh Bank bills and Prize bond are not shown as cash and cash equivalent. Money at call and on short notice presented on the face of the balance sheet, and Treasury bills, Prize bonds are shown in investments.

2.1.10 Cash flow statement

BFRS & BAS:

Cash flow statement can be prepared either in direct method or in indirect method. The presentation is selected to present these cash flows in a manner that is most appropriate for the business or industry. The method selected is applied consistently.

Bangladesh Bank:

As per BRPD circular no. 14 dated 25 June 2003, cash flows is the mixture of direct and indirect method.



2.1.11 Balance with Bangladesh Bank: (CRR)

BFRS & BAS:

Balance with Bangladesh Bank should be treated as other asset as it is not available for use in day to day operations as per BAS 7.

Bangladesh Bank:

Balance with Bangladesh Bank is treated as cash and cash equivalents.

2.1.12 Presentation of intangible asset

BFRS & BAS:

An intangible asset must be identified and recognized, and the disclosure must be given as per BAS 38.

Bangladesh Bank:

There is no requirement for regulation of intangible assets in BRPD 14.

2.1.13 Off-balance sheet items

BFRS & BAS:

There is no concept of off-balance sheet items in any BFRS; the off-balance sheet item e.g., Letter of credit, Letter of guarantee etc are considered as contingent liability and require disclosure on note to the financial statements.

Bangladesh Bank:

As per BRPD circular no. 14 dated 25 June 2003, off balance sheet items (e.g. Letter of credit, Letter of guarantee etc.) must be disclosed separately on the face of balance sheet.

2.1.14 Disclosure of appropriation of profit

BFRS & BAS:

There is no requirement to show appropriation of profit in the face of statement of comprehensive income.

Bangladesh Bank:

As per BRPD circular no. 14 dated 25 June 2003, an appropriation of profit should be disclosed in the face of profit and loss account.

2.1.15 Loans and advance net of provision

BFRS & BAS:

Loans and advances should be presented net of provisions.

Bangladesh Bank:

As per BRPD circular no. 14 dated 25 June 2003, provision on loans and advances are presented separately as liability and cannot be netted off against loans and advances.

2.2 Consolidation of financial statements

The consolidated financial statements of the Bank include the financial statements of Dutch-Bangla Bank Limited and the Off-shore Banking Units.

The consolidated financial statements have been prepared on the basis of the consolidated statements of affairs and income and expenditure account of all branches and head office of Main Operations as well as the consolidated statement of affairs and income and expenditure account of all Off-shore Banking Units of the Bank.

All the financial transactions of the OBUs are recorded and maintained separately. A set of financial statements for the Off-shore Banking Units of the Bank are also shown separately.

2.3 Functional and presentation currency

These financial statements are presented in Taka, which is the Bank's functional currency. Figures appearing in these financial statements have been rounded off to the nearest Taka.

2.4 Use of estimates and judgements

The preparation of financial statements requires management to make informed judgements, estimates and assumptions that affect the application of accounting policies and the amounts of assets, liabilities, income and expenses reported in the financial statements. Actual results may differ from these estimates.

AMARSTOCK

2.5 Foreign currency transactions

Foreign currency transactions are converted into Taka using the exchange rates prevailing on the dates of respective transactions. In terms of instructions contained in Bangladesh Bank's Letter No. BRPD(R)717/2004-959 dated 21 November 2004, foreign currency assets and liabilities are translated into Taka at the weighted average rate as on balance sheet date as determined by Bangladesh Bank. Gains and losses arising from foreign currency transactions are credited/charged to profit and loss account.

2.6 Taxation

As per provisions of **Bangladesh Accounting Standard (BAS) 12 'Income Taxes'**, provision for income taxes has been made as under:

2.6.1 Current tax

Provision for current income tax has been made @ 40.00% on taxable profit as per Income Tax Ordinance 1984 and as per Finance Act 2016.

2.6.2 Deferred tax

Deferred tax is accounted for all temporary timing differences arising between the tax base of assets and liabilities and their carrying value for financial reporting purpose. Tax rate (@ 40.00%) prevailing at the balance sheet date is used to determine deferred tax.

2.7 Bases for valuation of assets

2.7.1 Loans and advances

a) Loans and advances are stated at gross amount. Provision and interest suspense against loans and advances are shown separately as other liabilities. Interest income is accounted for on accrual basis until the loans and advances are defined as classified accounts as per Bangladesh Bank guidelines.

Interest on classified loans (other than bad/loss loans) are credited to interest suspense account instead of income account. Such interest kept in suspense account is reversed to income account only when respective loan accounts are regularized and /or realized in cash, in accordance with Bangladesh Bank guidelines.

As per Bangladesh Bank directives, interest on loans and advances classified as bad/loss is not accounted for. A separate memorandum record is maintained for such interest on bad/loss loans.

b) Provision for loans and advances is made on the basis of the year end review by the management of the Bank in line with the instructions contained in BRPD Master Circular No. 14 dated 23 September 2012, BRPD Circular No. 19 dated 27 December 2012, BRPD Circular No. 05 and 06 dated 29 May 2013, BRPD Circular No. 15 dated 23 December 2013, BRPD Circular No. 16 dated 18 November 2014 and BRPD Circular No. 08 dated 02 August 2015 issued by Bangladesh Bank on the following basis:

Category / status of loans and advances	Rates	
	Bangladesh Bank's requirement	Maintained by the Bank
General provisions for unclassified loans and advances :		
All unclassified loans (other than loans under small and medium enterprise financing, consumer financing, loans to Brokerage Houses (BHs) / Merchant Banks (MBs) / Stock Dealers (SDs) against Shares, short term agricultural credit and staff loans)	1.00%	1.00%
Small and medium enterprise financing	0.25%	0.25%
Consumer financing (other than housing finance and loans for professionals under consumer financing scheme)	5.00%	5.00%

Consumer financing for housing finance, loans to professionals and loans to Brokerage Houses (BHs) / Merchant Banks (MBs) / Stock Dealers (SDs) against Shares etc.	2.00%	2.00%
Short term agricultural credit	2.50%	2.50%
Special mention account		
All loans (other than loans under small and medium enterprise financing, consumer financing, loans to Brokerage Houses (BHs) / Merchant Banks (MBs) / Stock Dealers (SDs) against Shares, short term agricultural credit and staff loans)	1.00%	1.00%
Small & Medium enterprise financing	0.25%	0.25%
Consumer financing (other than housing finance and loans for professionals under consumer financing scheme)	5.00%	5.00%
Consumer financing for housing finance, loans to professionals and loans to Brokerage Houses (BHs) / Merchant Banks (MBs) / Stock Dealers (SDs) against Shares etc.	2.00%	2.00%
Short term agricultural credit	2.50%	2.50%
Specific provision for classified loans and advances:		
Substandard	20.00%	20.00%
Doubtful	50.00%	50.00%
Bad/loss	100.00%	100.00%

General provision

General provision for all unclassified and SMA loans and advances (other than loans under small and medium enterprise financing, consumer financing, loans to Brokerage Houses (BHs) / Merchant Banks (MBs) / Stock Dealers (SDs) against Shares, short term agricultural credit and staff loans) has been maintained @ 1%.

General provision for all unclassified and SMA loans and advance under small & medium enterprise financing has been maintained @ 0.25%.

General provision for all unclassified and SMA loans and advance under consumer financing for housing finance, loans to professionals and loans to Brokerage Houses (BHs) / Merchant Banks (MBs) / Stock Dealers (SDs) against Shares, short term agricultural credit has been maintained @ 2% to 5%.

Specific provision

Specific provision for classified loans and advances has been maintained @ 20% to 100% as prescribed by Bangladesh Bank.

c) Loans and advances are written-off in line with Bangladesh Bank's BRPD Circular No. 02 dated 13 January 2003 and DOS Circular No. 01 dated 29 December 2004, when prospect of recovery of such loans and advances become non-existent . However, such write-off does not reduce the claim against the borrower. Detailed records for all write-off accounts are separately maintained by the Bank to continue the recovery efforts.

2.7.2 Investments

a) Investments have been accounted for as follows :

Particulars	**Valuation method**
Government treasury bills	Present value
Government treasury bonds	Present value
Subordinated bonds	At redemption value
ICB's debenture	At redemption value
Prize bond	Cost price
Shares:	
Quoted	Cost or market price whichever is lower
Unquoted	Cost or Book value as per latest audited accounts whichever is lower

b) The investment in government securities (Treasury bills and bonds) are classified into **Held to Maturity (HTM)** and **Held for Trading (HFT)** as per Bangladesh Bank's guidelines contained in DOS Circular Letter No. 05 dated 26 May 2008, DOS Circular Letter No. 05 dated 28 January 2009, DOS Circular No. 06 dated 15 July 2010 and under reference Letter No. DOS (SR)1153/120-A/2011-746 dated 29 December 2011. Reclassification of HTM securities into HFT securities are also done in compliance with Bangladesh Bank's guidelines.

The government securities under **'Held to Maturity (HTM)'** category are valued at present value at amortized cost at the end of the year. The Held to Maturity securities are amortized to ensure a constant yield over the remaining period of maturity of the securities. The resulting gains / (losses) are credited to **revaluation reserve account** and shown in the equity. Such gains / (losses) are credited to income account at the time of maturity or sale of the security.

The government securities under **'Held for Trading (HFT)'** category are valued at present value on the basis of marking to market method. The resulting gains / (losses) are transferred to **other reserve account**. The gains / (losses) arising on maturity or sale of such securities are credited to income.

2.7.3 Fixed assets

a) All fixed assets are stated at cost or revalued amount less accumulated depreciation.

b) Depreciation is charged over the estimated useful life of fixed assets excepting land on a straight line method. The useful life of fixed assets are reviewed on a yearly basis to determine if there has been any significant change in the expected pattern of consumption resulting in changes in estimated residual value and useful life of the fixed assets and if considered appropriate, adjustment is made at the balance sheet date.

The annual rates of depreciation based on estimated useful life for fixed assets are given below:

Building	2.50%
Interior decoration	15.00%
Furniture and fixtures	10.00%
ATM Booth	10.00%
ATM/Fast Track	12.50%
Computer equipment and software	20.00%
Other machinery and equipment	15.00%
Motor vehicles	20.00%
Books	10.00%

c) As at 31 December 2010, all immovable properties of the Bank including land, building and ready made floor spaces were revalued by a professionally qualified valuation firm and certified by the external auditors, M/S. A. Qasem & Co., Chartered Accountants. Accordingly, revaluation surplus is included in fixed assets and equity in terms of instructions contained in BRPD Circular No. 10 dated 25 November 2002.

2.8 Off-balance sheet exposures

In compliance with the instruction contained in BRPD Circular No. 10 dated 18 September 2007 issued by Bangladesh Bank, provision against the off-balance sheet exposures of the Bank as at reporting date has been made as under:

Category / status of Off-balance sheet exposures	**Rates**	
	Bangladesh Bank's requirement	**Maintained by the Bank**
General provision for Off-balance sheet exposures		
All types of Off-balance sheet exposures	1.00%	1.00%



2.9 Bases for valuation of liabilities and provisions

2.9.1 Retirement benefits to the employees

The retirement benefits accrued for the employees of the Bank as at the reporting date have been accounted for in accordance with the provisions of **Bangladesh Accounting Standard (BAS) 19, 'Employee Benefits'** as outlined below:

a) Provident fund

There is a Provident Fund Scheme under defined contribution plan. The Fund is operated by a separate Board of Trustees approved by the National Board of Revenue as per Income Tax Ordinance, 1984. All eligible employees contribute 10% of their basic pay to the Fund . The Bank also contributes equal amount of employees' contribution to the Fund. Benefits from the Fund is given to eligible employees at the time of retirement/resignation as per approved rules of the Fund.

b) Gratuity fund

The Bank has a separate Board of Trustees for operating the staff gratuity fund approved by the National Board of Revenue. The provision for the gratuity fund is made in the books of account of the Bank for the eligible employees on the basis of the assessment made by the management at the year end **[Note 14.1].** The amount of provision is transferred to the Board of Trustees of the Fund on a yearly basis.

c) Superannuation fund

The Bank has a separate Board of Trustees for operating the staff superannuation fund approved by the National Board of Revenue. The provision for the superannuation fund is made in the books of account of the Bank for the eligible employees on the basis of the assessment made by the management at the year end. The amount of provision is transferred to the Board of Trustees of the Fund on a yearly basis.

2.9.2 Workers' Profit Participation Fund (WPPF)

Consistent with the Industry practice and in accordance with the Bank Company Act, 1991, no provision has been made for WPPF.

2.10 Revenue recognition

The revenues of the Bank during the year have been recognized in terms of the provisions of **Bangladesh Accounting Standard (BAS) 18, 'Revenue'** as outlined below:

2.10.1 Interest income

a) Interest income from loans and advances

The policy for accounting of interest income on loans and advances is stated in **2.7.1.**a and **2.7.2** above.

b) Other interest income

Interest income from investments, money at call on short notice and fund placement with other banks and financial institutions is recognized on accrual basis.

2.10.2 Fees and commission income

Fees and commission income arising from different services provided by the Bank is recognized on cash receipt basis. Commission realized on letters of credit and letters of guarantee is credited to income at the time of effecting the respective transactions.

2.10.3 Dividend income

Dividend income from investments in shares is accounted for on cash receipt basis.

2.10.4 Interest paid on deposits and borrowings

Interest paid on deposits, borrowings etc. are accounted for on accrual basis.

2.10.5 Other operating expenses

All other operating expenses are provided for in the books of the accounts on accrual basis.

2.11 Earnings per share

Earnings per share (EPS) has been computed by dividing the basic earnings by the number of ordinary shares outstanding as at 31 December 2015 as per **Bangladesh Accounting Standard (BAS) 33, 'Earnings Per Share'.**

2.12 Cash flow statement

Cash flow statement has been prepared in accordance with the **Bangladesh Accounting Standard (BAS) 7, 'Statement of Cash Flows'** under Direct method as recommended in the BRPD Circular No. 14 dated 25 June 2003 issued by the Banking Regulation & Policy Department of Bangladesh Bank.

2.13 Statement of liquidity

The liquidity statement of assets and liabilities as at the reporting date has been prepared on residual maturity term as per the following bases:

a) Balance with other banks and financial institutions, money at call on short notice etc. are on the basis of their maturity term.
b) Investments are on the basis of their maturity.
c) Loans and advances are on the basis of their repayment / maturity schedule.
d) Fixed assets are on the basis of their useful life.
e) Other assets are on the basis of their realization/adjustment.
f) Borrowing from other banks, financial institutions and agents are as per their maturity /repayment term.
g) Deposits and other accounts are on the basis of their maturity term and past trend of withdrawal by the depositors.
h) Other long term liabilities are on the basis of their maturity term.
i) Provisions and other liabilities are on the basis of their payment /adjustment schedule.

2.14 Events after the reporting period

a) There were no material post balance sheet events which could affect the values stated in these financial statements.
b) The Board of Directors of the Bank in its 177th meeting held on 22 February 2017 recommended cash dividend @ 30% for the year 2016.

2.15 Reconciliation of books of account

Books of account with regard to inter-bank (in Bangladesh and outside Bangladesh) transactions and inter-branch transactions are reconciled in all material respects. There were no un-reconciled entries which could materially affect the financial condition or results of the Bank.

2.16 Reporting period

The reporting period of these financial statements cover one calendar year from 1 January 2016 to 31 December 2016.

2.17 Offsetting

No asset or liability has been offset or reduced by any other asset or liability unless a legal right **[Note 10, 28 (revaluation gain on securities), 29.2 and 30.2]** of set-off exists and the offsetting represents the expectation as to the realization or settlement of the asset or liability in normal course of business.

2.18 Compliance report on Bangladesh Accounting Standards (BASs) and Bangladesh Financial Reporting Standards (BFRSs)

The Institute of Chartered Accountants of Bangladesh (ICAB) is the official standard setting body in the country. ICAB has adopted most of the International Accounting Standards (IASs) and International Financial Reporting Standards (IFRSs) as Bangladesh Accounting Standards (BASs) and Bangladesh Financial Reporting Standards (BFRSs). The Bank has complied with all the applicable Bangladesh Accounting Standards and Bangladesh Financial Reporting Standards for preparation and presentation of the financial statements of the Bank as at 31 December 2016 as noted below:

Bangladesh Accounting Standards (BASs)	BAS Number	Status of compliance by DBBL
Presentation of Financial Statements	BAS -1	Complied
Inventories	BAS -2	Complied
Statement of Cash Flows	BAS -7	Complied
Accounting Policies, Changes in Accounting Estimates and Errors	BAS -8	Complied
Events After the Reporting Period	BAS -10	Complied
Construction Contracts	BAS -11	Not applicable
Income Taxes	BAS -12	Complied
Property, Plant and Equipment	BAS -16	Complied
Leases	BAS -17	Complied
Revenue	BAS -18	Complied
Employee Benefits	BAS -19	Complied
Accounting for Government Grants and Disclosure of Government Assistance	BAS -20	Not applicable
The Effects of Changes in Foreign Exchange Rates	BAS -21	Complied
Borrowing Costs	BAS -23	Complied
Related Party Disclosures	BAS -24	Complied
Accounting and Reporting by Retirement Benefit Plans	BAS -26	Complied
Separate Financial Statements	BAS -27	Not applicable
Investments in Associates and Joint Ventures	BAS -28	Not applicable
Financial Reporting in Hyperinflationary Economics	BAS -29	Not applicable
Interest in Joint Ventures	BAS -31	Not applicable
Financial Instruments: Presentation	BAS -32	Complied
Earnings Per Share	BAS -33	Complied
Interim Financial Reporting	BAS -34	Complied
Impairment of Assets	BAS -36	Complied
Provisions, Contingent Liabilities and Contingent Assets	BAS -37	Complied
Intangible assets	BAS -38	Not applicable
Financial Instruments: Recognition and Measurement	BAS -39	Complied
Investment Property	BAS -40	Not applicable
Agriculture	BAS -41	Not applicable

Bangladesh Financial Reporting Standards (BFRSs)	BFRS Number	Status of compliance by DBBL
First-time Adoption of Bangladesh Financial Reporting Standards	BFRS - 1	Not applicable
Share-based Payment	BFRS - 2	Not applicable
Business Combinations	BFRS - 3	Not applicable
Insurance Contracts	BFRS - 4	Not applicable
Non-current Assets Held for Sale and Discontinued Operations	BFRS - 5	Not applicable
Exploration for and Evaluation of Mineral Resources	BFRS - 6	Not applicable
Financial Instruments : Disclosures	BFRS - 7	Complied
Operating Segments	BFRS - 8	Complied
Consolidated Financial Statements	BFRS - 10	Not applicable
Joint Arrangements	BFRS - 11	Not applicable
Disclosure of Interests in other Entities	BFRS - 12	Not applicable
Fair Value Measurement	BFRS - 13	Complied

2.19 Approval of the financial statements

The Board of Directors of the Bank in its 177th meeting held on 22 February 2017 approved the financial statements of the Bank for the year ended 31 December 2016.

3. General

3.1 Wherever considered necessary previous year's figures and presentation have been rearranged to conform with the current year's presentation.

3.2 Auditors' work-hour

The external auditors, M/S. A. Qasem & Co. , Chartered Accountants of the Bank worked about in excess of 4,900 work-hours at the Bank's Head Office and different branches. During their audit, they audited above 80% of the Bank's risk weighted assets as at the reporting date.

		2016 Taka	2015 Taka
4.	**Cash in hand (including foreign currencies)**		
	Local currency	11,035,206,461	8,276,489,032
	Foreign currencies	16,792,550	20,509,600
		11,051,999,011	**8,296,998,632**
5.	**Balance with Bangladesh Bank and its agent bank(s) (including foreign currencies)**		
	Bangladesh Bank		
	Local currency	15,702,327,016	12,234,960,865
	Foreign currencies	1,339,380,905	1,537,323,673
		17,041,707,921	**13,772,284,538**
	Sonali Bank Limited (as an agent of Bangladesh Bank) - Local currency	618,969,656	783,642,327
		17,660,677,577	**14,555,926,865**
5.1	**Cash Reserve Requirement (CRR) and Statutory Liquidity Ratio (SLR)**		
	Cash Reserve Requirement (CRR) and Statutory Liquidity Ratio (SLR) have been calculated and maintained in accordance with the Section 33 of the Bank Companies Act, 1991 and of instructions contained in BRPD Circular No. 11 dated 25 August 2005, BRPD Circular No. 12 dated 25 August 2005, Monetary Policy Department (MPD) Circular No. 1 dated 4 May 2010, MPD Circular No. 2 dated 4 May 2010, MPD Circular No. 4 dated 1 December 2010, MPD Circular No. 5 dated 1 December 2010, DOS Circular No. 1 date 19 January 2014, MPD Circular No. 1 date 23 June 2014 and MPD Circular No. 116/2014-853 date 23 June 2014 issued by Bangladesh Bank.		
5.1.1	**Cash Reserve Requirement (CRR): average 6.5% of average demand and time liabilities with minimum 6% on any date**		
	Required reserve	13,358,545,000	11,584,412,000
	Actual reserve maintained		
	Balance with Bangladesh Bank-Local currency **[Note 5]**	15,702,327,016	12,234,960,865
	Surplus	**2,343,782,016**	**650,548,865**
	Cash Reserve Maintained: more than 6% throughout the accounting year and 7.64% on the Balance Sheet date	**7.64%**	**6.87%**
5.1.2	**Statutory Liquidity Ratio (SLR): 13% of average demand and time liabilities**		
	Required reserve	26,717,090,000	23,168,824,000
	Available for maintenance:		
	Cash in hand (including foreign currencies)	11,051,999,011	8,296,998,632
	Balance with Bangladesh Bank - Foreign currencies	1,339,380,905	1,537,323,673
	Balance with Sonali Bank Limited (as an agent of Bangladesh Bank)	618,969,656	783,642,327
	Unencumbered approved securities (treasury bills and bonds, debentures etc.)	31,285,697,732	19,397,888,074
		44,296,047,304	30,015,852,706
	Surplus	**17,578,957,304**	**6,847,028,706**
	Total surplus (5.1.1+5.1.2)	**19,922,739,320**	**7,497,577,571**
	Statutory Liquidity Ratio (SLR) Maintained (%)	**21.55%**	**16.84%**

	2016 Taka	2015 Taka

6. Balance with other banks and financial institutions

Main Operation [Note 6.1]

In Bangladesh	18,253,220,112	25,513,227,555
Outside Bangladesh	2,399,011,762	1,154,177,150
	20,652,231,874	26,667,404,705

Off-shore Banking Unit

In Bangladesh	2,924,658,763	2,078,371,622
Outside Bangladesh	-	-
	2,924,658,763	2,078,371,622
Total Balance with other banks and financial institutions	**23,576,890,637**	**28,745,776,327**

6.1 Balance with other banks and financial institutions

(a) In Bangladesh

In current deposit accounts with		
Janata Bank Limited	93,051	18,385,520
Sonali Bank Limited	105,577,405	86,552,779
Standard Chartered Bank, Dhaka	59,366,925	15,730,677
Islami Bank Bangladesh Limited	104,800,782	95,710,537
Agrani Bank Limited	65,335	225,551
Al Arafah Islami Bank Limited	5,500	-
National Bank Limited	45,304	88,197
	269,954,302	**216,693,261**
In special notice deposit accounts with		
Sonali Bank Limited	1,520,311,059	1,479,578,409
National Bank Limited	32,307,819	24,909,456
The City Bank Limited	4,668	(5,021)
Rupali Bank Limited	8,101,283	4,217,515
Agrani Bank Limited	15,767,411	23,573,171
Janata Bank Limited	145,259,338	136,820,516
Dhaka Bank Limited	1,614,019	1,614,019
Islami Bank Limited	487,052,921	535,850,949
	2,210,418,518	**2,206,559,014**

AMARSTOCK

	2016 Taka	2015 Taka
In fixed deposit accounts with		
Dhaka Bank Limited	-	2,000,000,000
Brac Bank Limited	-	1,500,000,000
Standard Bank Limited	-	1,000,000,000
	-	**4,500,000,000**
In fixed deposit accounts (in foreign currency) with		
Off-shore Banking Unit, Agrabad Branch-Chittagong,Dutch-Bangla Bank Ltd	11,072,847,292	9,389,975,280
	11,072,847,292	**9,389,975,280**
Other financial institutions		
In fixed deposit accounts with		
Investment Corporation of Bangladesh	1,000,000,000	4,500,000,000
Industrial and Infrastructure Development Finance Company Limited (IIDFC)	150,000,000	-
United Leasing Company Limited	-	950,000,000
Phoenix Finance & Investments Limited	200,000,000	200,000,000
International Leasing & Financial Services Limited	400,000,000	400,000,000
Bangladesh Industrial Finance Company Limited	350,000,000	400,000,000
Fareast Finance & Investment Limited	200,000,000	250,000,000
Lanka Bangla Finance Limited	1,100,000,000	950,000,000
IDLC Finance Limited	300,000,000	700,000,000
Premier Leasing & Finance Limited	150,000,000	150,000,000
Prime Finance and Investment Limited	600,000,000	50,000,000
Bay Leasing Company Limited	-	300,000,000
Union Capital Limited	150,000,000	250,000,000
National Finance Limited	100,000,000	100,000,000
Union Capital Limited	250,000,000	100,000,000
National Finance Limited	100,000,000	-
	4,700,000,000	**9,200,000,000**
Total (a) In Bangladesh	**18,253,220,112**	**25,513,227,555**



(b) Outside Bangladesh

In demand deposit accounts (interest bearing) with

Name of the correspondent Bank	Currency	2016			2015		
		Amount in foreign currency	Exchange rate for per unit foreign currency	Amount in Taka	Amount in foreign currency	Exchange rate for per unit foreign currency	Amount in Taka
Mashreqbank PSC, New York, USA	USD	6,925,510	78.7022	545,052,896	2,001,267	78.5003	157,100,054
Commerzbank AG, Frankfurt, Germany	EUR	79,210	81.8896	6,486,456	443,224	85.8008	38,028,933
AB Bank Ltd., Mumbai, India	ACU	440,078	78.7022	34,635,127	361,430	78.5003	28,372,377
Citibank N.A., New York, USA	USD	5,777,287	78.7022	454,685,181	4,593,219	78.5003	360,569,100
Unicredit S.P.A., Milano, Italy	EUR	419,041	81.8896	34,315,066	162,090	85.8008	13,907,432
ICICI Bank Limited, Mumbai, India	ACU	76,120	78.7022	5,990,804	8,503	78.5003	667,480
				1,081,165,530			**598,645,376**

In demand deposit account (non-interest bearing) with

Name of the correspondent Bank	Currency	2016			2015		
		Amount in foreign currency	Exchange rate for per unit foreign currency	Amount in Taka	Amount in foreign currency	Exchange rate for per unit foreign currency	Amount in Taka
Standard Chartered Bank, London, UK	GBP	14,049	96.1662	1,351,031	83,649	116.2668	9,725,618
Standard Chartered Bank, New York, USA	USD	12,593,404	78.7022	991,128,586	1,928,308	78.5003	151,372,762
JP Morgan Chase Bank N.A., New York, USA	USD	3,573,645	78.7022	281,253,727	4,374,116	78.5003	343,369,431
Standard Chartered Bank, Colombo, Sri Lanka	ACU	4,559	78.7022	358,802	4,138	78.5003	324,802
Commerzbank AG, Frankfurt, Germany	CHF	35,585	76.4470	2,720,374	60,538	79.4779	4,811,425
The Bank of Tokyo-Mitsubishi UFJ Ltd., Tokyo, Japan	JPY	3,856,859	0.6715	2,589,881	14,758,304	0.6513	9,612,083
Bank of Montreal, Canada	CAD	19,264	58.0485	1,118,243	-	-	-
The Bank of Nova Scotia, Toronto, Canada	CAD	-	-	-	26,458	56.5116	1,495,196
Commerz Bank AC, Germany	AUD	1,733	56.5239	97,937	16,627	57.1953	950,995
Westpac Banking Corporation, Australia	AUD	28,861	56.5239	1,631,349	20,699	57.1953	1,183,893
Mashreqbank PSC, Mumbai, India	ACU	124,394	78.7022	9,790,081	2,503	78.5003	196,480
Mashreqbank PSC, Mumbai, India	EUR	683	81.8896	55,966	2,495	85.8008	214,101
Standard Chartered Bank, Mumbai, India	ACU	138,717	78.7022	10,917,326	98,425	78.5003	7,726,410
HDFC Bank Limited	ACU	167,079	78.7022	13,149,520	305,929	78.5003	24,015,520
Bank of Ceylon, Colombo, Sri Lanka	ACU	1,960	78.7022	154,217	-	-	-
Habib Metropolitan Bank, Karachi, Pakistan	ACU	19,430	78.7022	1,529,192	6,791	78.5003	533,058
				1,317,846,232			**555,531,774**
Total (b) Outside Bangladesh				**2,399,011,762**			**1,154,177,150**
Total (a+b)				**20,652,231,874**			**26,667,404,705**

IMAR STOCK

		2016 Taka	2015 Taka
6.2	**Maturity grouping of balance with other banks and financial institutions**		
	On demand	3,552,211,569	2,791,977,706
	Within one to three months	10,067,390,863	18,219,390,021
	Within three to twelve months	1,592,415,207	5,656,036,978
	Within one to five years	5,440,214,235	-
	More than five years	-	-
		20,652,231,874	**26,667,404,705**
7.	**Money at call on short notice**		
a)	**With banks**		
	NRB Bank Limited	-	290,000,000
	Bank Alfalah	-	200,000,000
	Brac Bank Limited	-	1,100,000,000
	AB Bank Limited	-	750,000,000
	National Credit and Commerce Bank Limited	-	400,000,000
		-	**2,740,000,000**
b)	**With non bank financial institutions**		
	Investment Corporation of Bangladesh	-	1,300,000,000
	Union Capital Limited	-	40,000,000
	Fareast Finance Limited	50,000,000	250,000,000
	Delta Brac Housing Finance Corporation Limited	-	90,000,000
	United Finance Limited	-	50,000,000
	Industrial and Infrastructure Development Finance Company Limited	-	370,000,000
	Lanka Bangla Finance Limited	-	210,000,000
	Premier Leasing & Finance Limited	30,000,000	40,000,000
	Bangladesh Industrial Finance Limited	36,000,000	40,000,000
	Phoenix Finance & Investment Limited	-	50,000,000
	International Leasing & Financial Services Limited	-	90,000,000
		116,000,000	**2,530,000,000**
Total (a+b)		**116,000,000**	**5,270,000,000**



		2016 Taka	2015 Taka
8.	**Investments**		
	In Government securities		
	Treasury bills		
	91-day treasury bills	-	-
	182-day treasury bills	-	-
	364-day treasury bills	-	-
	07-day Bangladesh Bank bills	10,996,900,100	2,574,924,555
		10,996,900,100	**2,574,924,555**
	Treasury bonds		
	2-year treasury bonds	16,998,702	84,703,614
	5-year treasury bonds	5,782,861,125	5,783,318,007
	10-year treasury bonds	12,201,657,431	8,666,263,259
	15-year treasury bonds	1,993,088,882	1,994,497,291
	20-year treasury bonds	294,191,492	294,181,348
		20,288,797,632	16,822,963,519
	Total treasury bills and bonds	**31,285,697,732**	**19,397,888,074**
	Prize bonds	5,558,500	7,392,400
		31,291,256,232	**19,405,280,474**
	Other investments		
	Subordinated bonds **[Note 8.3]**	475,960,000	793,700,000
	Shares **[Note 8.4]**	11,283,434	11,283,434
		487,243,434	**804,983,434**
		31,778,499,666	**20,210,263,908**

8.1 Classification of investments

	2016 Taka	2015 Taka
Government treasury bills and bonds		
Held for trading (HFT)	4,997,960,529	-
Held to maturity (HTM)	26,287,737,203	19,397,888,074
Total investments in government securities	**31,285,697,732**	**19,397,888,074**
Prize bonds	5,558,500	7,392,400
Other investments	487,243,434	804,983,434
	31,778,499,666	**20,210,263,908**

8.2 Details of treasury bills and bonds

Tenors and Status (HFT)	Coupon/Interest	Date of maturity	Present value (Taka)	
			As at 31 Dec 2016	As at 31 Dec 2015
Held for trading (HFT) [Note 8.1]				
07-day Bangladesh Bank bills	2.98%	5-Jan-2017	4,997,960,529	-
5-year treasury bonds			-	-
Total of held for trading (HFT) securities			4,997,960,529	-

Tenors and Status (HTM)	Coupon / interest rate	Date of maturity	Present value (Taka)	
			As at 31 Dec 2016	As at 31 Dec 2015
Held to maturity (HTM) [Note 8.1]				
07-day treasury bills	2.98%	2-Jan-17	4,999,184,286	-
07-day treasury bills	2.98%	3-Jan-17	999,755,286	-
30-day treasury bills	2.89%	20-Jan-16	-	394,375,900
30-day treasury bills	2.80%	23-Jan-16	-	399,295,893
30-day treasury bills	2.55%	28-Jan-16	-	783,467,261
30-day treasury bills	2.74%	30-Jan-16	-	498,876,500
30-day treasury bills	2.66%	30-Jan-16	-	498,909,000
2-year treasury bonds	8.59%	5-Nov-16	-	67,711,114
2-year treasury bonds	8.50%	4-Mar-17	16,998,702	16,992,500
5-year treasury bonds	11.50%	8-Aug-17	165,900,000	165,900,000
5-year treasury bonds	11.55%	5-Sep-17	164,600,000	164,600,000
5-year treasury bonds	11.55%	3-Oct-17	129,500,000	129,500,000
5-year treasury bonds	11.50%	7-Nov-17	79,785,943	79,773,084
5-year treasury bonds	11.52%	5-Dec-17	138,139,297	138,172,407
5-year treasury bonds	11.62%	2-Jan-18	152,230,920	152,254,982
5-year treasury bonds	11.72%	6-Feb-18	156,334,118	156,358,530
5-year treasury bonds	11.82%	6-Mar-18	138,900,000	138,900,000
5-year treasury bonds	11.70%	8-May-18	74,252,154	74,223,940
5-year treasury bonds	11.75%	10-Jul-18	95,359,253	95,337,943
5-year treasury bonds	11.78%	14-Aug-18	103,853,276	103,830,334
5-year treasury bonds	11.78%	11-Sep-18	128,100,057	128,053,310
5-year treasury bonds	11.78%	9-Oct-18	136,567,173	136,507,898
5-year treasury bonds	9.82%	13-Aug-19	2,000,917,166	2,001,199,629
5-year treasury bonds	9.82%	13-Aug-19	2,000,917,166	2,001,199,629
5-year treasury bonds	9.59%	15-Oct-19	62,545,571	62,558,713
5-year treasury bonds	9.66%	12-Nov-19	54,959,032	54,947,609
10-year treasury bonds	8.50%	6-Sep-16	-	1,110,197,021
10-year treasury bonds	8.50%	4-Oct-16	-	461,482,734
10-year treasury bonds	8.50%	8-Nov-16	-	199,951,741
10-year treasury bonds	8.50%	7-Feb-17	218,615,898	212,891,375
10-year treasury bonds	8.50%	7-Mar-17	319,020,418	310,712,965
10-year treasury bonds	8.50%	9-May-17	299,913,077	299,933,545
10-year treasury bonds	8.50%	6-Jun-17	299,935,541	299,950,720
10-year treasury bonds	11.74%	2-Jan-18	500,056,384	500,095,215
10-year treasury bonds	11.72%	7-Jan-19	210,268,664	214,412,727
10-year treasury bonds	11.72%	4-Feb-19	210,586,710	214,702,801
10-year treasury bonds	11.68%	8-Apr-19	430,684,179	438,842,163
10-year treasury bonds	10.23%	6-May-19	820,892,228	828,203,148
10-year treasury bonds	9.45%	8-Jul-19	1,010,252,145	1,013,539,113
10-year treasury bonds	8.74%	5-Aug-19	993,759,561	991,893,991
10-year treasury bonds	11.75%	22-Aug-22	108,100,000	108,100,000
10-year treasury bonds	11.75%	12-Sep-22	150,400,000	150,400,000
10-year treasury bonds	11.80%	10-Oct-22	132,900,000	132,900,000
10-year treasury bonds	11.75%	14-Nov-22	160,130,218	160,101,278
10-year treasury bonds	11.80%	12-Dec-22	178,424,304	178,416,335
10-year treasury bonds	11.90%	9-Jan-23	96,900,000	96,900,000
10-year treasury bonds	12.00%	13-Feb-23	83,900,000	83,900,000
10-year treasury bonds	12.10%	13-Mar-23	111,895,886	111,860,497
10-year treasury bonds	12.10%	13-Mar-23	118,060,648	118,024,110



Tenors and Status (HTM)	Coupon / interest rate	Date of maturity	Present value (Taka)	
			As at 31 Dec 2016	As at 31 Dec 2015
10-year treasury bonds	12.10%	10-Apr-23	94,253,623	94,229,781
10-year treasury bonds	12.22%	17-Jul-23	68,808,018	68,799,642
10-year treasury bonds	12.22%	17-Jul-23	66,365,333	66,349,500
10-year treasury bonds	12.22%	17-Jul-23	77,446,245	77,432,479
10-year treasury bonds	12.22%	17-Jul-23	65,282,079	65,270,915
10-year treasury bonds	12.16%	20-Nov-23	56,776,297	56,769,463
10-year treasury bonds	7.59%	20-Jul-26	519,548,446	-
10-year treasury bonds	7.59%	20-Jul-26	522,022,159	-
10-year treasury bonds	7.59%	20-Jul-26	516,040,566	-
10-year treasury bonds	7.59%	20-Jul-26	517,089,821	-
10-year treasury bonds	7.59%	20-Jul-26	265,653,370	-
10-year treasury bonds	7.59%	20-Jul-26	264,748,823	-
10-year treasury bonds	7.59%	20-Jul-26	264,208,033	-
10-year treasury bonds	7.59%	20-Jul-26	263,848,149	-
10-year treasury bonds	7.59%	20-Jul-26	550,260,631	-
10-year treasury bonds	7.59%	20-Jul-26	548,747,077	-
10-year treasury bonds	7.59%	20-Jul-26	543,490,448	-
10-year treasury bonds	7.59%	20-Jul-26	542,372,454	-
15-year treasury bonds	13.97%	15-Aug-22	358,600,000	358,600,000
15-year treasury bonds	12.22%	9-Jan-23	304,000,000	304,000,000
15-year treasury bonds	11.75%	23-May-27	1,028,931,103	1,030,363,379
15-year treasury bonds	11.88%	19-Sep-27	66,600,000	66,600,000
15-year treasury bonds	11.93%	17-Oct-27	18,267,037	18,265,654
15-year treasury bonds	12.10%	29-Dec-27	16,618,916	16,620,037
15-year treasury bonds	12.20%	16-Jan-28	14,600,000	14,600,000
15-year treasury bonds	12.38%	20-Mar-28	8,195,080	8,194,893
15-year treasury bonds	12.40%	19-Jun-28	41,548,895	41,543,389
15-year treasury bonds	12.40%	24-Jul-28	16,927,899	16,925,312
15-year treasury bonds	12.42%	25-Sep-28	38,881,071	38,876,919
15-year treasury bonds	12.42%	23-Oct-28	26,087,921	26,084,062
15-year treasury bonds	11.47%	26-Nov-29	21,157,690	21,156,350
15-year treasury bonds	11.47%	26-Nov-29	32,673,270	32,667,295
20-year treasury bonds	12.16%	29-Aug-32	58,200,000	58,200,000
20-year treasury bonds	12.16%	26-Sep-32	28,400,000	28,400,000
20-year treasury bonds	12.16%	25-Oct-32	19,672,574	19,672,039
20-year treasury bonds	12.18%	28-Nov-32	9,274,111	9,273,615
20-year treasury bonds	12.28%	26-Dec-32	19,000,000	19,000,000
20-year treasury bonds	12.48%	27-Mar-33	13,871,260	13,870,749
20-year treasury bonds	12.48%	26-Jun-33	20,002,804	20,001,141
20-year treasury bonds	12.48%	25-Sep-33	19,405,280	19,403,714
20-year treasury bonds	12.33%	26-Dec-33	24,889,851	24,889,858
20-year treasury bonds	11.98%	29-Oct-34	37,064,553	37,062,497
20-year treasury bonds	11.98%	26-Nov-34	16,304,492	16,303,062
20-year treasury bonds	11.98%	26-Nov-34	28,106,567	28,104,671
Total of held to maturity (HTM) securities			**26,287,737,203**	**19,397,888,074**
Total of treasury bills and bonds (HFT and HTM)			**31,285,697,732**	**19,397,888,074**

		2016 Taka	2015 Taka
8.3	**Other investments -Subordinated Bonds**		
	Prime Bank 7 Years Bond	200,000,000	400,000,000
	Mutual Trust Bank Bond	75,000,000	112,500,000
	Dhaka Bank Bond	40,000,000	70,000,000
	National Bank Bond	40,960,000	51,200,000
	First Security Islami Bank Mudaraba Bond	120,000,000	160,000,000
		475,960,000	**793,700,000**
8.4	**Other investments - shares**		
	In shares (quoted and unquoted)		
	Quoted		
	RAK Ceramics (Bangladesh) Limited	5,664	5,664
		5,664	**5,664**
	Unquoted		
	Central Depository Bangladesh Limited	6,277,770	6,277,770
	Market Stabilization Fund (MSF) Asset Management Company Limited	5,000,000	5,000,000
		11,277,770	**11,277,770**
		11,283,434	**11,283,434**

8.5 Valuation of investments

	Cost / present value Taka	Market/present value at 31 Dec 2016 Taka
Government securities		
Treasury bills and bonds		
Held for trading (HFT)	4,997,960,529	4,997,960,529
Held to maturity (HTM)	26,287,737,203	26,287,737,203
Prize bonds	5,558,500	5,558,500
	31,291,256,232	**31,291,256,232**
Other investments		
Subordinated bonds		
Prime Bank 7 Years Bond	200,000,000	200,000,000
Mutual Trust Bank Bond	75,000,000	75,000,000
Dhaka Bank Bond	40,000,000	40,000,000
National Bank Bond	40,960,000	40,960,000
First Security Islami Bank Mudaraba Bond	120,000,000	120,000,000
	475,960,000	**475,960,000**

Shares (Quoted and unquoted)

Quoted as at 31 December 2016	**Number of shares**	**Cost per share Taka**		
RAK Ceramics (Bangladesh) Limited	170	33.32	5,664	8,728
Sub total	**170**	**33.32**	**5,664**	**8,728**
Unquoted as at 31 December 2016				
Central Depository Bangladesh Limited	2,284,721	2.75	6,277,770	6,277,770
Market Stabilization Fund (MSF) Asset Management Company Limited	500,000	10.00	5,000,000	5,000,000
Sub total	**2,784,721**		**11,283,434**	**11,286,498**
Total of other investments	**2,784,891**		**487,243,434**	**487,246,498**
Total investments			**31,778,499,666**	**31,778,502,730**

		2016 Taka	2015 Taka
8.6	**Maturity grouping of investments**		
	Payable		
	On demand	11,002,458,600	7,392,400
	Within one to three months	487,243,434	3,379,907,989
	Within three to twelve months	-	1,839,342,610
	Within one to five years	11,113,844,630	11,125,488,271
	More than five years	9,174,953,002	3,858,132,638
		31,778,499,666	**20,210,263,908**

8.7 Disclosures for REPO and Reverse REPO transactions

In terms of the instructions contained in DOS Circular No. 6 dated 15 July 2010, the disclosures requirements for REPO and Reverse REPO transactions of the Bank are furnished below:

8.7.1 Disclosure regarding outstanding REPO as on 31 December 2016

SL No.	Name of the counter party	Agreement date	Reversal date	Amount (1st leg cash consideration)
	-	-	-	-

8.7.2 Disclosure regarding outstanding Reverse REPO as on 31 December 2016

SL No.	Name of the counter party	Agreement date	Reversal date	Amount (1st leg cash consideration)
	-	-	-	-

8.7.3 Disclosure regarding overall transactions of REPO and Reverse REPO for the year ended 31 December 2016

Particulars	Minimum outstanding during the year	Maximum outstanding during the year	Daily average outstanding during the year
	Taka	Taka	Taka
Securities sold under repo / ALS			
i) With Bangladesh Bank	-	-	-
ii) With other banks and financial institutions	-	-	-
Securities purchased under reverse repo			
i) From Bangladesh Bank	-	-	-
ii) From other banks and financial institutions	-	-	-

9. Loans and advances

Main Operation [Note 9.1]		
Loans, cash credits, overdrafts, etc.	161,604,799,911	141,916,487,380
Bills purchased and discounted	4,043,027,535	4,435,153,728
	165,647,827,446	**146,351,641,108**
Off-shore Banking Unit		
Loans, cash credits, overdrafts, etc.	810,947,527	564,580,712
Bills purchased and discounted	6,939,022,658	5,353,778,645
	7,749,970,185	**5,918,359,357**
Total loans and advances	**173,397,797,631**	**152,270,000,465**

		2016 Taka	2015 Taka
9.1	**Loans, cash credits, overdrafts etc.-Main Operation**		
	In Bangladesh		
	Overdraft	19,857,236,266	20,799,012,656
	Cash credit	46,031,393,256	40,721,204,430
	Export cash credit	15,516,564,255	11,381,634,576
	Transport loan	1,766,837,610	1,628,922,673
	House building loan	1,244,458,024	1,015,454,534
	Loan against trust receipt	6,300,107,014	7,249,482,303
	Term loan - industrial	44,876,698,889	39,308,844,576
	Term loan - other	20,099,619,806	15,570,227,158
	Payment against document - cash	231,466,581	56,829,166
	Payment against document - EDF	1,207,104,350	1,523,653,000
	Consumer Finance	3,881,634,939	2,103,959,432
	Staff loan	591,678,921	557,262,876
		161,604,799,911	**141,916,487,380**
	Outside Bangladesh	-	-
		161,604,799,911	**141,916,487,380**
	Bills purchased and discounted -Main Operation		
	Payable in Bangladesh		
	Inland bills purchased	3,984,735,262	4,342,400,803
	Payable outside Bangladesh		
	Foreign bills purchased and discounted	58,292,273	92,752,925
		4,043,027,535	**4,435,153,728**
	Total loans and advances	**165,647,827,446**	**146,351,641,108**
	Total loans and advances of the Bank include outstanding amount against the Small and Medium Enterprises (SME) financing as follows **[Note 9.5]:**		
	Loans to Small and Medium Enterprise (SME) financing	23,720,499,207	22,719,034,851
9.2	**Net loans and advances including bills purchased and discounted**		
	Total loans and advances **[Note 9.1]**	165,647,827,446	146,351,641,108
	Less : Provision against loans and advances (specific and general) **[Note 9.9(b)]**	6,418,141,865	4,218,507,456
	Less : Cumulative balance of interest suspense account **[Note 14.1.4]**	2,148,422,267	1,552,447,367
		157,081,263,314	**140,580,686,285**
9.3	**Residual maturity grouping of loans and advances including bills purchased and discounted**		
	Payable		
	On demand	14,596,266,950	13,748,410,432
	Within one to three months	39,751,461,341	39,235,759,352
	Within three to twelve months	71,153,694,598	52,097,020,639
	Within one to five years	28,483,070,999	27,139,072,836
	More than five years	11,663,333,559	14,131,377,849
		165,647,827,446	**146,351,641,108**



		2016 Taka	2015 Taka
9.4	**Loans and advances including bills purchased and discounted are classified into the following broad categories -Main Operation**		
	a) Loans and advances		
	In Bangladesh		
	Loans	95,716,170,389	80,396,270,294
	Cash credit	46,031,393,256	40,721,204,430
	Overdraft	19,857,236,266	20,799,012,656
		161,604,799,911	**141,916,487,380**
	Outside Bangladesh	-	-
		161,604,799,911	**141,916,487,380**
	b) Bills purchased and discounted		
	Payable in Bangladesh	3,984,735,262	4,342,400,803
	Payable outside Bangladesh	58,292,273	92,752,925
		4,043,027,535	**4,435,153,728**
	Total (a+b)	**165,647,827,446**	**146,351,641,108**
9.5	**Loans and advances including bills purchased and discounted on the basis of significant concentration**		
i.	Loans and advances to the allied concerns of the directors	-	-
ii.	Advances to chief executive and other senior executives (AVP and above)	587,563,315	545,180,830
iii.	Advances to customers' group		
	Commercial lending	7,344,100,794	14,811,992,291
	Agricultural loan	2,578,596,561	2,348,752,121
	Export financing	1,503,446,480	1,261,359,460
	Consumer credit scheme	3,913,304,584	3,197,153,780
	Small and medium enterprise financing	23,720,499,207	22,719,034,851
	Staff loan (except Sl. No. ii)	4,115,606	12,082,046
	House building loan (other than the employees)	1,243,532,204	470,328,478
	Others	124,752,668,696	100,985,757,251
		165,060,264,131	**145,806,460,278**
		165,647,827,446	**146,351,641,108**

iii(a). **Disclosure on large loan**

Disclosures on large loan i.e. loan sanctioned to any individual or enterprise or any organization of a group amounting to 10% or more of the Bank's total capital and classified amount therein and measures taken for recovery of such loan have been furnished as under. Mentionable that, total capital of the Bank as at 31 December 2016 was Taka 21,249,366,086 against that of Taka 21,137,599,847 as at 31 December 2015.

iii (a.i)	Number of clients to whom loans and advances sanctioned each more than 10% of the Bank's total capital	41	35
iii (a.ii)	Amount of outstanding loans and advances [to the clients quoted in iii(a.i) above]	68,450,100,000	58,443,800,017
iii (a.iii)	Amount of classified loans and advances [out of the amount quoted in iii(a.ii) above]	-	-
iii (a.iv)	Measures taken for recovery [for the amount mentioned in iii(a.iii) above]	Not applicable	Not applicable

		2016 Taka	2015 Taka
9.6	**Industry-wise loans and advances including bills purchased and discounted**		
	Agriculture, fisheries and forestry	2,578,596,561	2,348,752,121
	Pharmaceutical industries	1,867,338,341	2,567,139,854
	Textile industries	61,230,322,986	42,749,356,692
	Ready- made garment industries	18,886,122,604	24,051,528,683
	Chemical industries	233,366,822	163,404,630
	Bank and other financial institutions	4,034,402,159	2,283,567,153
	Transport and communication	1,175,132,756	2,400,865,143
	Electronics and automobile industries	2,032,916,140	2,717,465,806
	Housing and construction industries	6,771,363,854	6,355,293,020
	Energy and power industries	529,711,540	939,762,185
	Cement and ceramic industries	1,579,685,840	1,507,860,535
	Food and allied industries	6,172,074,040	2,216,670,148
	Engineering and metal industries including ship breaking	5,514,221,542	6,379,026,518
	Service industries	7,500,780,667	8,173,934,390
	Other industries	455,41,791,595	41,497,014,230
		165,647,827,446	**146,351,641,108**
9.7	**Geographical location-wise loans and advances including bills purchased and discounted**		
	Urban		
	Dhaka Division	139,606,458,740	121,242,480,978
	Chittagong Division	11,622,662,554	13,088,046,145
	Khulna Division	1,746,852,612	1,680,668,146
	Sylhet Division	371,872,285	217,652,565
	Barisal Division	130,214,840	102,704,878
	Rajshahi Division	790,902,542	581,706,122
	Rangpur Division	612,828,630	299,810,279
	Mymensingh Division	407,600,015	287,565,381
		155,289,392,218	**137,500,634,494**
	Rural		
	Dhaka Division	9,171,971,755	7,855,897,254
	Chittagong Division	634,103,801	542,880,309
	Sylhet Division	276,992,313	175,354,165
	Rajshahi Division	147,544,847	136,271,237
	Rangpur Division	65,834,104	64,520,016
	Mymensingh Division	61,988,408	76,083,633
		10,358,435,228	**8,851,006,614**
		165,647,827,446	**146,351,641,108**
9.8	**Broad economic sector-wise segregation of loans and advances including bills purchased and discounted**		
	Government and autonomous bodies	-	-
	Bank and financial institutions (public and private)	4,034,402,159	2,283,567,153
	Other public sector	132,263,858	113,336,593
	Private sector	161,481,161,429	143,954,737,362
		165,647,827,446	**146,351,641,108**

AMARSTOCK



9.9 a) Classification of loans and advances including bills purchased and discounted

Status of loans and advances	Year					
	2016				2015	
	Outstanding amount (Taka)			Mix (%)	Total Outstanding amount (Taka)	Mix (%)
	Main Operation [Note 9.9.b]	Off-shore Banking Unit	Total			
Unclassified loans and advances						
Standard (including staff loans)	151,555,294,416	7,749,970,185	159,305,264,601	91.87%	140,317,638,920	92.15%
Special mention account	5,093,502,835	-	5,093,502,835	2.94%	6,327,504,475	4.16%
Total unclassified loans and advances	**156,648,797,251**	**7,749,970,185**	**164,398,767,436**	**94.81%**	**146,645,143,395**	**96.31%**
Classified loans and advances						
Substandard	352,956,624	-	352,956,624	0.20%	1,215,748,451	0.80%
Doubtful	340,001,334	-	340,001,334	0.20%	191,276,743	0.13%
Bad/loss	8,306,072,236	-	8,306,072,236	4.79%	4,217,831,876	2.77%
Total classified loans and advances	**8,999,030,195**	**-**	**8,999,030,195**	**5.19%**	**5,624,857,070**	**3.69%**
Total loans and advances	**165,647,827,446**	**7,749,970,185**	**173,397,797,631**	**100.00%**	**152,270,000,465**	**100.00%**

b) Classification and provisioning of loans and advances including bills purchased and discounted

Classification / Status of loans and advances	Amount of outstanding loans and advances as at 31 December 2016 (Taka)	Base for provision (Taka)	Percentage (%) of provision required as per Bangladesh Bank's directives	Amount of provision required as at 31 December 2016 (Taka)	Amount of provision required as at 31 December 2015 (Taka)
Unclassified loans and advances					
All unclassified loans (other than loans under small and medium enterprise, consumer financing and short term agricultural credit)	120,636,520,706	120,044,841,785	1%	1,233,052,636	1,091,065,803
Small and medium enterprise financing	22,155,958,715	22,155,958,715	0.25%	55,389,897	51,922,342
Consumer financing (other than housing finance under consumer financing scheme)	3,901,058,600	3,901,058,600	5%	195,052,930	138,586,059
Consumer financing (for housing finance)	2,042,163,112	2,042,163,112	2%	40,843,262	25,514,284
Loans to BHs/MBs/SDs	240,996,722	240,996,722	2%	4,819,935	8,167,397
Short term agricultural credit	2,578,596,561	2,578,596,561	2.5%	64,464,914	58,574,586
	151,555,294,416	**150,963,615,495**		**1,593,623,574**	**1,373,830,471**
Special mention account					
All unclassified loans (other than loans under small enterprise and consumer financing)	4,723,469,758	4,723,469,758	1%	47,234,698	56,659,857
Small & Medium enterprise financing	236,672,633	236,672,633	0.25%	591,682	1,466,811
Consumer financing (other than housing finance under consumer financing scheme)	79,082,528	79,082,528	5%	3,954,126	3,195,132
Consumer financing (for housing finance)	54,277,916	54,277,916	2%	1,085,558	217,838
	5,093,502,835	**5,093,502,835**		**52,866,064**	**61,539,638**
	156,648,797,251	**156,057,118,330**		**1,646,489,638**	**1,435,370,109**
Classified loans and advances					
Substandard	352,956,624	241,516,534	20%	48,387,667	156,189,527
Doubtful	340,001,334	56,867,394	50%	28,433,697	31,153,150
Bad /loss	8,306,072,236	4,684,578,840	100%	4,684,578,840	2,397,793,779
	8,999,030,195	**4,982,962,768**		**4,761,400,204**	**2,585,136,456**
	165,647,827,446	**161,040,081,099**		**6,407,889,842**	**4,020,506,565**
Total provision maintained				6,418,141,865	4,218,507,456
Total provision surplus				**10,252,023**	**198,000,891**

		2016 Taka	2015 Taka
b.1)	**Total provision required**		
	Main Operation (i)	6,407,889,842	4,020,506,565
	Off-shore Banking Unit (ii)	77,499,702	59,183,594
		6,485,389,544	**4,079,690,159**
	Total provision maintained		
	Main Operation (iii)	6,418,141,865	4,218,507,456
	Off-shore Banking Unit (iv)	77,499,755	59,183,628
		6,495,641,620	**4,277,691,084**
	Total provision surplus		
	Main Operation (iii-i)	10,252,023	198,000,891
	Off-shore Banking Unit (iv-ii)	53	34
		10,252,076	**198,000,925**

c) Disclosure on large loan restructure

The Bank has restructured large loan facilities of "M/S Jamuna Spinning Mills Limited" and "M/S Jamuna Builders Limited" for an aggregate amount of Taka 1,754,510,000 under BRPD Circular No. 04 dated 29 January 2015 as approved by Bangladesh Bank vide BRPD letter no. BRPD(P-1)/661/13(Cha)/2015-11522 dated 02 September 2015 .

9.10 Particulars of loans and advances including bills purchased and discounted

i)	Loans considered good in respect of which the banking company is fully secured	132,169,254,736	116,773,974,440
ii)	Loans considered good for which the banking company holds no other security other than the debtor's personal guarantee	6,837,100,364	6,039,932,229
iii)	Loans considered good and secured by the personal undertakings of one or more parties in addition to the personal guarantee of the debtors	26,641,472,346	23,537,734,439
iv)	Loans adversely classified; provision not maintained thereagainst	-	-
		165,647,827,446	**146,351,641,108**
v)	Loans due by directors or officers of the banking company or any of them either separately or jointly with any other persons *	591,678,921	557,262,876
vi)	Loans due from companies or firms in which the directors of the banking company have interests as directors, partners or managing agents or in case of private companies as members	-	-
vii)	Maximum total amount of advances, including temporary advances made at any time during the year to directors or managers or officers of the banking company or any of them either separately or jointly with any other persons	591,678,921	557,262,876
viii)	Maximum total amount of advances, including temporary advances granted during the year to the companies or firms in which the directors of the banking company have interests as directors, partners or managing agents or in the case of private companies as members	-	-

		2016 Taka	2015 Taka
ix)	Due from other banking companies	-	-
x)	Amount of classified loans on which interest has not been charged	8,306,072,236	4,217,831,876
a.i)	Increase/(decrease) in specific provision	1,986,434,409	(252,950,045)
a.ii)	Amount of loan written-off during the year	407,892,546	61,220,853
a.iii)	Amount realized against loan previously written-off	493,980	6,299,930
b)	Amount of provision kept against loan classified as 'bad/loss' on the date of preparing the balance sheet	4,684,578,840	2,397,793,779
c)	Interest creditable to the interest suspense account (during the year)	1,545,038,895	1,135,833,214

*** Amount represents loans to employees of the Bank only.**

xi)	a) Cumulative amount of written-off loan		
	Opening balance	1,115,694,766	1,071,233,933
	Add: Amount written-off during the year	407,892,546	61,220,853
	Less: Amount realized against written-off loan during the year	493,980	6,299,930
	Less: Amount waiver / adjustment against written-off loan during the year	-	10,460,090
	Balance as on 31 December	1,523,093,332	1,115,694,766
	b) Amount realized against loan previously written - off	493,980	6,299,930
	c) Amount of written-off loan for which lawsuit has been filed for its recovery	1,523,093,332	1,115,694,766

9.11 Bills purchased and discounted

Payable		
In Bangladesh	3,984,735,262	4,342,400,803
Outside Bangladesh	58,292,273	92,752,925
	4,043,027,535	**4,435,153,728**

9.11.1 Bills purchased and discounted on the basis of the residual maturity grouping

Payable		
Within one month	1,384,372,210	1,838,858,286
More than one month but less than three months	1,859,772,567	1,773,620,140
More than three months but less than six months	798,882,758	822,675,302
Above six months	-	-
	4,043,027,535	**4,435,153,728**

9.12 Litigation filed by the Bank

As of the reporting date, the Bank filed lawsuit against recovery of its defaulted loans and advances as under:

Name of the Branch	Lawsuit filed for recovery of loans and advances outstanding as at 31 December	
	2016	2015
Local Office	1,629,544,529	1,203,836,575
Agrabad Branch	263,137,720	466,366,918
Banani Branch	5,615,756	5,615,756
Nababpur Branch	8,741,410	8,355,550
Motijheel (Foreign Exchange) Branch	282,596,656	285,032,575
Narayangonj Branch	82,325,845	82,325,845
Kawran Bazar Branch	122,890,177	123,373,746
Shantinagar Branch	196,923	25,925,817
Baburhat Branch	1,271,388,693	168,563,234
Dhanmondi Branch	1,173,118	1,173,118
Patherhat Branch	-	635,685
Mohakhali Branch	166,827,630	166,827,630
Gulshan Branch	294,965,283	667,243,505
Khulna Branch	1,755,044	1,755,044
Sylhet Branch	18,499,578	17,982,848
Board Bazar Branch	174,905,286	174,905,286
Elephant Road Branch	300,432	300,432
Shimrail Branch	241,033	241,033
CDA Avenue	65,443,008	127,943,008
Joypara Branch	2,526,447	2,689,573
Biswanath Branch	-	610,000
Moulvibazar Branch	122,222	261,182
Muradpur Branch	55,417,618	54,533,196
Rajshahi Branch	1,971,743	1,971,743
Savar Bazar Branch	309,483	309,483
Gazipur Chowrasta Branch	211,370	226,707
Imamgonj Branch	83,628	83,628
Jubilee Road Branch	3,279,755	3,444,587
Kadamtoli Branch	4,854,337	5,734,308
Cox's Bazar	417,858	417,858
Lohagara Branch	1,546,782	911,362
Ring Road Branch	872,145	1,412,145
Fatikchari	4,100,027	-
Goalabazar Branch	3,522,423	4,975,255
Khatungonj Branch	27,630,089	24,817,042
Beani Bazar Branch	869,093	1,445,933
Chhatak Branch	568,000	568,000
Rangpur Branch	2,094,515	2,094,515
Halishahar Branch	14,587,452	1,194,521
Sreemongal Branch	268,789	268,789
Bhairab Branch	329,950	329,950
Gobindagonj Branch	1,133,711	1,133,711
Tongi	4,690,250	-
Satkhira Branch	5,952,763	3,560,400
Madaripur Branch	-	258,790
Meghula SME / Agriculture Branch	1,000,000	1,196,763
Habiganj Branch	2,074,090	2,379,649
Shahjalal Uposhohar Branch	-	1,361,545
Raozan SME / Agriculture Branch	1,361,545	559,213
Borolekha Branch	171,473	171,473
Naogaon Branch	697,459	697,459
Total	**4,533,213,139**	**3,648,022,384**



		2016 Taka	2015 Taka
10.	**Fixed assets at cost or revalued amount including land, building, furniture and fixtures**		
	Main Operation [Note 10.1]		
	Total cost	11,215,668,937	9,864,578,033
	Less: Accumulated depreciation	6,343,801,962	5,345,284,259
		4,871,866,975	**4,519,293,774**
	Off-shore Banking Unit		
	Total cost	101,633	101,633
	Less: Accumulated depreciation	101,551	90,617
		82	**11,016**
	Total Fixed assets at cost or revalued	**4,871,867,057**	**4,519,304,790**
	Details are shown in Annexure-A		
10.1	**Fixed assets at cost or revalued amount including land, building, furniture and fixtures**		
	Land	748,360,000	748,360,000
	Building	399,543,957	399,543,957
	Interior decoration	946,202,143	834,792,761
	Furniture and fixtures	315,212,029	286,839,559
	Other machinery and equipment	1,562,898,392	1,321,069,745
	Computer equipment and software	3,314,094,278	2,961,879,713
	Motor vehicles	399,368,525	390,860,145
	ATM Booth	979,321,342	819,303,882
	ATM/Fast Track (Deposit Machine)	2,550,473,680	2,101,733,680
	Books	194,591	194,591
		11,215,668,937	**9,864,578,033**
	Less: Accumulated depreciation	6,343,801,962	5,345,284,259
		4,871,866,975	**4,519,293,774**
11.	**Other assets**		
	Main Operation		
	Income generating other assets **(Note 11.1.a)**	-	-
	Non-income generating other assets **(Note 11.1.b)**	14,374,242,044	10,180,005,187
		14,374,242,044	**10,180,005,187**
	Off-shore Banking Unit	**16,387,601**	**9,294,150**
	Total Other assets	**14,390,629,645**	**10,189,299,337**
11.1.a	**Income generating other assets**		
	i) Investment in shares of subsidiary companies:		
	In Bangladesh	-	-
	Outside Bangladesh	-	-
		-	-

AMARSTOCK

		2016 Taka	2015 Taka
11.1.b	**Non-income generating other assets**		
i)	Stationery, stamps, printing materials in stock	136,479,702	176,985,243
ii)	Advance rent and advertisement	641,272,498	489,739,629
iii)	Interest accrued on investment but not collected, commission and brokerage receivable on shares and debentures and other income receivable	848,266,647	794,217,023
iv)	Security deposits	13,018,436	11,907,787
v)	Preliminary, formation and organization expenses, renovation/ development expenses and prepaid expenses	1,688,585,620	1,392,556,605
vi)	Branch adjustment (net)	5,639,176	5,856,274
vii)	Suspense account	(8,800,498)	1,915,683
viii)	Silver	-	-
ix)	Others **[Note 11.2]**	11,049,780,463	7,306,826,943
		14,374,242,044	**10,180,005,187**
11.2	**Break-up of others**		
	Encashment of Sanchaya Patra (awaiting realization)	331,338,472	185,402,332
	Advance tax **[Note 11.2.1]**	7,772,859,414	5,130,567,030
	Deferred tax **[Note 11.2.2]**	1,833,787,677	1,155,454,898
	Sundry assets **[Note 11.2.3]**	1,111,794,900	835,402,683
		11,049,780,463	**7,306,826,943**

11.2.1 Advance tax

The amount is stated after adjustment of advance income tax against final assessment orders for the accounting years 1996, 1997, 2001, 2002, 2003, 2004, 2005, 2006, 2007, 2008 and 2009. **[Note 14.1.2 and 14.1.2.2]**

11.2.2 Deferred tax

Opening balance	1,155,454,898	1,179,446,527
Add: Deferred tax assets / (liability) for the year **[Note11.2.2.1]**	678,332,779	(23,991,629)
Closing balance	**1,833,787,677**	**1,155,454,898**

11.2.2.1 Detail calculation of deferred tax asset / (liability)

In terms of instructions contained in BRPD Circular No. 11 dated 12 December 2011 and provision of **Bangladesh Accounting Standard (BAS) - 12, " Taxation",** the detail calculation of deferred tax asset / (liability) of the Bank is furnished as under:

i) Temporary timing difference in written down value (WDV) of Fixed Assets

Accounting written down value [carrying amount] of fixed assets (excluding value of land) **[A]**	3,952,352,928	3,594,600,548
Written down value of fixed assets as per Tax (Tax base) as of the balance sheet date (excluding value of land) **[B]**	3,427,558,255	3,335,208,337
Temporary timing difference in Accounting WDV and Tax WDV (excluding value of land) **[B - A]**	(524,794,673)	(259,392,211)



		2016 Taka	2015 Taka
ii)	**Temporary timing difference in provision for other classified assets [Note 14.1.1]**	104,893,000	84,893,000
iii)	**Temporary timing difference in specific provision for loans and advances [Note 14.1.3(A)]**	4,769,570,865	2,783,136,456
iv)	**Temporary timing difference in provision for Gratuity [Note 14.1]**	234,800,000	280,000,000
Total amount of temporary timing differences in assets / (liabilities) [i+ii+iii] [C]		**4,584,469,192**	**2,888,637,245**
Effective tax rate **[D]**		40.00%	40.00%
Deferred tax asset / (liability) [C X D]		**1,833,787,677**	**1,155,454,898**
Deferred tax (liability) / asset for the year **[Note 11.2.2]**		**678,332,779**	**(23,991,629)**

iv) Detail description of deferred tax asset recognized on specific loan loss provision

a) Amount of deferred tax asset recognized on specific loan loss provision

Temporary timing difference in specific provision for loans and advances	4,769,570,865	2,783,136,456
Effective tax rate	40.00%	40.00%
Deferred tax asset recognized	**1,907,828,346**	**1,113,254,582**

b) Method of calculation	As per BAS -12 and Income Tax Ordinance, 1984	As per BAS -12 and Income Tax Ordinance, 1984

c) Year of origin of deferred tax asset on specific loan loss provision

2007	229,694,727	229,694,727
2008	(20,889,786)	(20,889,786)
2009	106,847,212	106,847,212
2010	60,085,384	60,085,384
2011	75,234,728	75,234,728
2012	132,159,371	132,159,371
2013	393,254,949	393,254,949
2014	313,950,178	313,950,178
2015	(177,082,181)	(177,082,181)
2016	794,573,764	-
Total as at 31 December	**1,907,828,346**	**1,113,254,582**

As per BRPD Circular no. 11 dated 12 December 2011, the above amount of deferred tax originated against specific loan loss provision and included in the accumulated retained earning is not distributable as dividend.

d)	**Amount recognized and realized in the financial statements for the year**	**794,573,764**	**(177,082,181)**

e) Expected time of adjustment of deferred tax asset recognized against specific loan loss provision

Temporary timing difference in terms of specific provision against loans and advances will be adjusted in future when the "loans and advances" will be recovered or written-off.

		2016 Taka	2015 Taka
11.2.3	**Sundry assets**		
	Sundry debtors	82,396,350	72,800,461
	Cash remittance	168,827,393	162,728,877
	Others	860,571,157	599,873,345
		1,111,794,900	**835,402,683**
12.	**Borrowings from other banks, financial institutions and agents**		
	Main Operation **[Note 12.1]**	16,897,769,257	12,467,006,141
	Off-shore Banking Unit	10,433,779,680	7,816,530,583
		27,331,548,937	**20,283,536,724**
12.1	**Borrowings from other banks, financial institutions and agents- Main operation**		
	a) In Bangladesh		
	Secured		
	Refinance from Bangladesh Bank		
	Housing **[Note 12.3]**	14,488,988	7,357,136
	Investment Promotion and Financing Facility (IPFF) **[Note 12.3]**	-	450,458,795
	Export Development Fund (EDF)	13,892,564,091	9,877,692,229
	Small and Medium Enterprise (SME) **[Note 12.2 , 12.3]**	45,580,893	26,260,714
		13,952,633,972	**10,361,768,874**
	Unsecured		
	Credit lines		
	From Rupantarita Prakritik Gas Company Limited (RPGCL)	71,681,760	111,915,691
		71,681,760	**111,915,691**
		14,024,315,732	**10,473,684,565**
	b) Outside Bangladesh		
	Secured	-	-
	Unsecured		
	Credit lines		
	Others	2,873,453,525	1,993,321,576
		2,873,453,525	**1,993,321,576**
		2,873,453,525	**1,993,321,576**
	Total (a+b)	**16,897,769,257**	**12,467,006,141**
12.2	**Small and Medium Enterprise (SME)**		
	Refinance facility (ies) availed from Bangladesh Bank under the following schemes for Small and Medium Enterprises :		
	Asian Development Bank Fund **[Note 12.3]**	6,845,625	16,312,500
	International Development Agency (IDA) and Enterprise Growth and Bank Modernization Programme (EGBMP) Fund **[Note 12.3]**	57,143	357,143
	Women Entrepreneur Fund **[Note 12.3]**	33,678,125	9,591,071
	10 Taka Account Fund **[Note 12.3]**	5,000,000	-
		45,580,893	**26,260,714**



		2016 Taka	2015 Taka
12.3	**Assets pledged as security for liability**		
	As at the reporting date of these financial statements, the Bank had no assets pledged as security except the Balance with Bangladesh Bank (local currency) against liability of refinance facility availed from Bangladesh Bank under the Housing Loan, Investment Promotion and Financing Facility (IPFF), Small & Medium Enterprising Financing under Asian Development Bank Fund, International Development Agency (IDA) and Enterprise Growth and Bank Modernization Programme (EGBMP) Fund and Women Entrepreneur Fund by the Bank. **[Note 12.1]**		
12.4	**Residual maturity grouping of borrowings from other banks, financial institutions and agents**		
	Repayable		
	Within one month	994,506,629	393,483,966
	Over one month but within three months	4,950,559,662	3,402,494,785
	Over three months but within twelve months	4,701,900,186	5,195,443,938
	Over one year but within five years	4,728,377,004	2,271,195,945
	More than five years	1,522,425,776	1,204,387,506
		16,897,769,257	**12,467,006,141**
13.	**Deposits and other accounts**		
	Main Operation **[Note 13.1]**	207,185,340,893	186,708,594,002
	Off-shore Banking Unit	48,624,470	56,407,536
		207,233,965,363	**186,765,001,538**
13.1	**Deposits and other accounts - Main Operation**		
	Current deposits and other accounts		
	Current deposits	44,430,502,804	36,413,812,227
	Foreign currency deposits	1,421,786,722	1,064,391,111
	Sundry deposits [Note 13.2]	10,081,188,628	9,950,314,890
		55,933,478,154	**47,428,518,228**
	Bills payable		
	Payment order	3,770,600,641	2,781,866,148
	Demand draft	19,877,765	46,078,935
		3,790,478,406	**2,827,945,083**
	Savings bank deposits	82,480,121,034	70,609,619,683
	Term deposits		
	Fixed deposits	45,447,175,897	45,035,754,514
	Special notice deposits	19,397,274,804	20,600,546,972
	Non resident foreign currency deposits	2,702,945	2,698,932
	Resident foreign currency deposits	57,399,841	41,584,230
	Monthly term deposits	76,709,812	161,926,360
		64,981,263,299	**65,842,511,008**
		207,185,340,893	**186,708,594,002**

AMARSTOCK

		2016 Taka	2015 Taka
13.2	**Details of sundry deposits**		
	Margin on irrevocable letters of credit	634,791,690	716,946,661
	Margin on letters of guarantee	266,030,112	227,851,317
	Margin on inward foreign documentary bills for collection (IFDBC)	380,123,552	562,524,062
	Sundry deposit on foreign bills purchased awaiting for realization (FBPAR)	5,860,881,903	5,903,097,850
	Sundry deposit - withholding tax -IT	304,151,299	271,611,404
	Sundry deposit - excise duty	484,991,502	434,803,318
	Sundry deposit - withholding tax -VAT	137,134,869	114,299,930
	Sundry deposits-sale proceeds of Sanchay Patra	64,962,484	144,902,183
	Interest payable on deposit accounts	568,176,883	724,737,474
	Deposits on lease finance	200,000	200,000
	Others sundry deposits	1,379,744,334	849,340,691
		10,081,188,628	**9,950,314,890**
13.3	**Segregation of deposits and other accounts**		
	Other than inter-bank deposits	207,176,308,722	186,684,152,897
	Inter-bank deposits **[Note 13.7]**	9,032,171	24,441,105
		207,185,340,893	**186,708,594,002**
13.4	**Residual maturity grouping of deposits and other accounts**		
(a)	**Other than inter-bank deposits**		
	Repayable		
	On demand	33,933,806,533	27,880,680,804
	Within one month	20,427,613,153	21,109,472,831
	Over one month but within six months	57,667,110,364	51,961,003,944
	Over six months but within one year	41,966,134,120	37,813,624,556
	Over one year but within five years	37,937,544,725	34,183,660,299
	Over five years but within ten years	15,244,099,826	13,735,710,463
		207,176,308,722	**186,684,152,897**
(b)	**Inter-bank deposits [Note 13.6]**		
	Repayable		
	On demand	724,320	1,960,013
	Within one month	5,913,436	16,001,792
	Over one month but within six months	2,394,415	6,479,301
	Over six months but within one year	-	-
	Over one year but within five years	-	-
	Over five years but within ten years	-	-
		9,032,171	**24,441,105**
	Total (a+b)	**207,185,340,893**	**186,708,594,002**
13.5	**Unclaimed deposits for ten (10) years and more held by the Bank**	-	-
		-	-



		2016 Taka	2015 Taka
13.6	**As at the reporting date of these financial statements, there were no valuable items unclaimed for ten (10) years or more held by the Bank.**		
13.7	**Details of inter-bank deposits**		
	In current deposits account		
	Al-Arafah Islami Bank Limited	740,893	8,249,543
	Dhaka Bank Limited	-	77,705
	Southeast Bank Limited	9,975	11,125
		750,868	**8,338,373**
	In special notice deposits account		
	Janata Bank Limited	56,061	56,102
	Dhaka Bank Limited	6,867,770	8,435,280
	Mutual Trust Bank Limited	64,831	64,454
	National Credit and Commerce Bank Limited	154,115	154,985
	Prime Bank Limited	862,673	6,333,612
	ICB Islami Bank Limited	108,167	106,111
	Bank Asia Limited	-	770
	The City Bank Limited	82,649	80,328
	First Security Islami Bank Limited	1,671	2,731
	The Trust Bank Limited	83,366	868,359
		8,281,303	**16,102,732**
		9,032,171	**24,441,105**

13.8 Sector-wise break up of deposits and other accounts

Deposit and other accounts	Year			
	2016		2015	
	Outstanding amount (Taka)	Mix (%)	Outstanding amount (Taka)	Mix (%)
a) Other than inter-bank deposits				
Government institutions	1,110,995,000	0.54%	994,697,000	0.53%
Autonomous and semi autonomous bodies	782,208,000	0.38%	853,698,000	0.46%
Public non-financial corporations	5,505,865,000	2.66%	5,055,923,000	2.71%
Local authorities	578,132,000	0.28%	583,260,000	0.31%
Non-bank depository corporations-public	158,395,000	0.08%	145,349,000	0.08%
Other financial intermediaries-public	25,167,000	0.01%	25,162,000	0.01%
Insurance companies and pension funds - public	16,392,000	0.01%	20,892,000	0.01%
Private sector (including individual public deposit)	198,999,154,722	96.03%	179,005,171,897	95.87%
	207,176,308,722	**99.99%**	**186,684,152,897**	**99.98%**
b) Inter-bank deposits [Note 13.7]				
State-owned commercial banks (SCBs)	56,061	0.00%	56,102	0.00%
Specialised banks (SBs)	-	0.00%	-	0.00%
Private commercial banks (PCBs)	8,976,110	0.01%	24,385,003	0.02%
	9,032,171	**0.01%**	**24,441,105**	**0.02%**
Total (a+b)	**207,185,340,893**	**100.00%**	**186,708,594,002**	**100.00%**

MARSTOCK

		2016 Taka	2015 Taka
14. Other liabilities			
Main Operation **[Note 14.1]**		20,779,319,601	15,727,054,320
Off-shore Banking Unit		139,246,609	125,740,107
		20,918,566,210	**15,852,794,427**
14.1 Other liabilities- Main operation	**Notes**		
Unclaimed dividends		247,344,005	128,087,041
Provision for expenses		183,082,761	249,540,269
Contribution to Dutch-Bangla Bank Limited Employees' Superannuation Fund		12,500,000	10,000,000
Contribution to Dutch-Bangla Bank Limited Employees' Gratuity Fund		234,800,000	280,000,000
Provision for interest on credit lines, refinance scheme and subordinated debt		195,703,324	159,211,122
Provision for classified assets	14.1.1	104,893,000	84,893,000
Provision for taxation	14.1.2	10,389,863,042	8,240,134,526
Accumulated provision for loans and advances including off-balance sheet exposures	14.1.3	7,018,658,683	4,768,657,005
Cumulative balance of interest suspense account	14.1.4	2,148,422,267	1,552,447,367
Others		244,052,519	254,083,990
		20,779,319,601	**15,727,054,320**
14.1.1 Provision for classified assets			
Provision for other classified assets **[Note 14.1.1.1]**		104,893,000	84,893,000
Provision for nostro accounts **[Note 14.1.1.2]**		-	-
		104,893,000	**84,893,000**
14.1.1.1 Provision for other classified assets			
As per BRPD Circular No. 14 dated 25 June 2001, the following amount has been provided in the financial statements of the Bank as provision for other classified assets (legal expenses recoverable from the defaulted borrowers):			
Opening balance		84,893,000	60,763,000
Add: Provision made for the year		20,000,000	24,130,000
Closing balance		**104,893,000**	**84,893,000**
14.1.1.2 Provision for nostro accounts			
As per instructions contained in the Circular Letter No. FEPD (FEMO)/01/2005-677 dated 13 September 2005 issued by Foreign Exchange Policy Department of Bangladesh Bank, following provision has been made against the un-reconciled debit balance of nostro accounts:			
Opening balance		-	-
Add: Adjustment during the year		-	-
Closing balance		-	-

		2016 Taka	2015 Taka
14.1.2	**Provision for taxation**		
	Current tax		
	Opening balance	8,240,134,526	11,503,373,078
	Add: Provision made for the year **[Note 14.1.2.1]**	2,149,728,516	3,223,066,022
	Less: Adjustment made against Advance Tax/Adjustment made against final assessment orders by the Deputy Commissioner of Taxes or the Appellate Authority	-	6,486,304,574
	Closing balance **[Note 14.1.2.2]**	**10,389,863,042**	**8,240,134,526**
14.1.2.1	**Current tax - Provision for the year**		
	Provision made for the current year on taxable income	2,149,728,516	3,223,066,022
	Adjustment for the previous year	-	-
		2,149,728,516	**3,223,066,022**
14.1.2.2	**Assessment of income tax has been finalized with the tax authority for the accounting years 1996, 1997, 2001, 2002, 2003, 2004, 2005, 2006, 2007, 2008 and 2009. [Note 11.2.1]**		
	Final assessment of income tax for accounting years 1998, 1999, 2000, 2010, 2011 and 2012 are pending with Appellate Authorities. Full tax provision has been made in the accounts for the respective years based on the latest assessment orders made by the Deputy Commissioner of Taxes or Appellate Authorities.		
14.1.3	**Accumulated provision for loans and advances and Off-balance sheet exposures**		
(A)	Specific provision for bad and doubtful loans and advances		
	Opening balance	2,783,136,456	3,036,086,501
	Less : Fully provided debt written-off	-	-
	Add: Recoveries of amounts previously written-off	502,680	6,299,930
	Add: Specific provision for the year	1,985,931,729	(259,249,975)
	Less: Provision no more required for advances realized	-	-
	Add: Net charge to profit and loss account	-	-
	Provision held at the end of the year **[Note 9.9(b)]**	**4,769,570,865**	**2,783,136,456**
(B)	General provision		
	General provision against unclassified loans and advances		
	Opening balance	1,435,371,000	1,165,569,800
	General provision for the year	213,200,000	269,801,200
	Provision held at the end of the year **[Note 9.9(b)]**	**1,648,571,000**	**1,435,371,000**
	General provision against Off-balance sheet exposures		
	As per the instructions contained in BRPD Circular No. 8 dated 7 August 2007 and BRPD Circular No. 10 dated 18 September 2007, following provision has been made against the Off-balance sheet exposures of the Bank:		
	Opening balance	550,149,549	472,799,305
	Add: Provision made for the year	50,367,269	77,350,244
	Provision held at the end of the year	**600,516,818**	**550,149,549**
		2,249,087,818	**1,985,520,549**
Total (A) + (B)		**7,018,658,683**	**4,768,657,005**
(C)	General provision against unclassified loans and advances		
	Main Operation	1,648,571,000	1,435,371,000
	Off-Shore Banking Unit	77,499,755	59,183,628
		1,726,070,755	**1,494,554,628**

ARMARSTOCK

		2016 Taka	2015 Taka
14.1.4	**Cumulative balance of interest suspense account**		
	Opening balance	1,552,447,367	1,062,236,453
	Add: Amount transferred to interest suspense account during the year	1,545,038,895	1,135,833,214
	Less: Amount recovered from interest suspense account during the year	885,451,270	631,418,754
	Less: Amount written-off/waived during the year	63,612,725	14,203,546
	Balance at the end of the year	**2,148,422,267**	**1,552,447,367**

15. Subordinated debt

Subordinated debt - Taka 492,884,500

The Bank arranged a subordinated debt from FMO, the Netherlands of Taka 492,884,500 equivalent to EURO 5 million for a term of nine years to strengthen the capital base of the Bank. Principal amount of Taka 457,678,464 has been restructured in 2010 with the approval of Bangladesh Bank. The principal amount is repayable in five (5) equal yearly installments, last installment of which is payable on 15 December 2016. | - | 91,535,693

Subordinated debt - Taka 642,252,440

The Bank arranged a subordinated debt from FMO, the Netherlands totaling Taka 642,252,440 equivalent to EURO 6.6 million for a term of ten years to strengthen the capital base of the Bank. Principal amount of Taka 642,252,440 has been restructured in 2010 with the approval of Bangladesh Bank. The principal amount is repayable in five (5) equal yearly installments, last installment of which is payable on 15 December 2018. | 256,900,976 | 385,351,464

The interest rate for the Subordinated debt is fixed at 7%.

Subordinated debt - Taka 1,934,375,000

The Bank arranged a subordinated debt from FMO, the Netherlands for USD 25 million equivalent to Taka 1,934,375,000 for a term of six years to strengthen the Tier-2 capital as well as total capital of the Bank during 2013 with the approval of Bangladesh Bank. The principal amount is repayable in eight (8) equal half-yearly installments with two years moratorium, last installment of which is payable on 15 February 2020. | 1,721,610,625 | 1,990,640,000

The interest rate for the subordinated debt is six (6) month LIBOR plus 5% margin.

Subordinated debt - Taka 1,934,375,000

The Bank arranged a subordinated debt from DEG, Germany for USD 25 million equivalent to Taka 1,934,375,000 for a term of six years to strengthen the Tier-2 capital as well as total capital of the Bank during June 2014 with the approval of Bangladesh Bank. The principal amount is repayable in eight (8) equal half-yearly installments with two years moratorium, last installment of which is payable on 15 February 2020. | 1,721,610,625 | 1,934,375,000

The interest rate for the subordinated debt is six (6) month LIBOR plus 5% margin.

Total	**3,700,122,226**	**4,401,902,157**

As per BRPD Circular No. 13 dated 14 October 2009, BRPD Circular No. 35 dated 29 December 2010 and Letter No. BRPD(BIC)661/14B(P)/2010-340 dated 22 December 2010, FEPD (external debts & grants section)/701/K-1/2013-463 dated 17 December 2013 and Letter No. BRPD(BIC)661/148(P)/2013/2560 dated 30 December 2013 issued by Bangladesh Bank, the above noted debt capital (Subordinated debt - 1, 2, 3, 4 and 5 is considered as a component of supplementary capital (Tier 2 capital) of the Bank within the regulatory limits. **[Note 16.6.5].**



		2016 Taka	2015 Taka
15.1	**Residual maturity grouping of subordinated debt**		
	Repayable		
	Within one month	-	-
	Over one month but within three months	491,888,750	-
	Over three months but within twelve months	620,339,238	418,718,984
	Over one year but within five years	2,587,894,238	3,983,183,173
	More than five years	-	-
		3,700,122,226	**4,401,902,157**
16.	**Share capital**		
16.1	**Authorized share capital**		
	400,000,000 ordinary shares of Taka 10 each.	4,000,000,000	4,000,000,000
16.2	Issued, subscribed and fully paid up share capital		
	200,000,000 ordinary shares of Taka 10 each.	2,000,000,000	2,000,000,000
16.2.1	**Raising of capital**		
	The paid-up share capital of the Bank was raised in the following manner:		
	From the sponsor shareholders before IPO		
	By issuing of 1,800,000 ordinary shares of Taka 100 each	180,000,000	180,000,000
	Through Initial Public Offering (IPO)		
	The Bank raised Taka 22,135,000 through initial public offering in the year 2001 against issuance of 221,350 ordinary shares of Taka 100 each	22,135,000	22,135,000
	The premium of Taka 50 was also applied for 221,350 shares against face value of Taka 100 each **[Note 17]**		
	Bonus shares		
	Bonus shares @3.94719 against 1 existing share of Taka 100 each for the year 2007	797,865,000	797,865,000
	Bonus shares @0.50 against 1 existing share of Taka 100 each for the year 2008	500,000,000	500,000,000
	Bonus shares @0.333 against 1 existing share of Taka 100 each for the year 2009	500,000,000	500,000,000
		2,000,000,000	**2,000,000,000**

16.3 Particulars of fully paid up share capital as at 31 December are as follows

Categories	2016			2015
	Number of shares	Percentage (%) of holding	Value (Taka)	Value (Taka)
Local sponsors	122,634,240	61.32%	1,226,342,400	1,226,342,400
Foreign sponsors	51,348,900	25.67%	513,489,000	513,489,000
General Public shares	26,016,860	13.01%	260,168,600	260,168,600
Total	**200,000,000**	**100.00%**	**2,000,000,000**	**2,000,000,000**

AMARSTOCK

16.4 Range-wise shareholdings as at 31 December 2016 are as follows

Range of holding of shares	Number of shareholders	Percentage (%) of holding of shares	Number of shares
Less than 500	1,511	0.08%	158,734
500 to 5,000	2,153	1.38%	2,766,656
5,001 to 10,000	135	0.54%	1,082,458
10,001 to 20,000	65	0.48%	955,029
20,001 to 30,000	15	0.19%	373,060
30,001 to 40,000	12	0.20%	399,873
40,001 to 50,000	7	0.17%	332,766
50,001 to 100,000	20	0.72%	1,439,382
100,001 to 1,000,000	27	4.46%	8,916,836
Over 1,000,000	14	91.79%	183,575,206
Total	**3,959**	**100.00%**	**200,000,000**

16.5 Name of the Directors and their shareholdings in the year 2016

SL. No	Name of the Directors	Status	Position as on 1 January 2016 (number of shares Taka 10 each)	Position as on 31 December 2016 (number of shares Taka 10 each)	Percentage (%) of shareholdings
1	Mr. Sayem Ahmed	Chairman	4,947,170	4,947,170	2.47%
2	Mr. Abedur Rashid Khan	Director	10,469,210	10,469,210	5.23%
3	Mr. Bernhard Frey *	Director (Nominee of M/s. Ecotrim Hong Kong Limited)	-	-	-
4	Mr. Md. Fakhrul Islam	Director (Elected from general public shareholders' group)	10,000	10,000	0.005%
5	Mr. Md. Nazim Uddin Bhuiyan, FCMA**	Independent Director	-	-	-
6	Mr. Mohd. Khorshed Alam**	Independent Director	-	-	-
7	Mr. Abul kashem Md. Shirin **	Ex-officio Director (Managing Director & CEO)	-	-	-

* M/s. Ecotrim Hong Kong Limited (sponsor shareholder) held 49,471,880 shares of Taka 10 each (24.74 %) as on 1 January 2016 and also as on 31 December 2016.

** Independent Director and Managing Director & CEO of the Bank need not to hold any qualification share.



		2016 Taka	2015 Taka
16.6	**Capital to risk-weighted asset ratio (CRAR)**		

As per Section 13 of the Bank Company Act, 1991 (Amended upto 2013) and instructions contained in BRPD Circular No. 18 dated 21 December 2014, [Guidelines on Risk Based Capital Adequacy (Revised Regulatory Capital Framework for banks in line with Basel III)], the risk based capital (eligible regulatory capital) of the Bank as of 31 December 2016 stood at Taka 21,249,366,086 against the risk based capital requirement of Taka 17,230,061,398. As a result, there was a capital surplus of Taka 4,019,304,688 in risk based capital adequacy as on 31 December 2016.

As per Section 13(2) of the Bank Company Act, 1991 (Amended upto 2013) and the instruction contained in BRPD Circular Letter No. 11 dated 14 August 2008, the paid-up share capital and statutory reserve should be at least Taka 4,000,000,000 in which, the paid-up share capital should be minimum Taka 2,000,000,000. Against that, the paid-up share capital and statutory reserve of the Bank was Taka 10,134,390,476 (Paid-up share capital, Taka 2,000,000,000 and statutory reserve, Taka 8,134,390,476) as on 31 December 2016.

The details of capital to risk-weighted asset ratio (CRAR) are furnished below:

Total assets (excluding off-balance sheet assets)	276,844,361,224	244,057,570,324
Total off-balance sheet assets	60,051,681,755	55,014,954,855
Total Risk weighted assets [RWA] against **[Note 16.6.1]**		
i. Credit Risk		
On-balance sheet **[Note 16.6.1.1]**	127,731,256,392	124,607,753,496
Off-balance sheet **[Note 16.6.1.2]**	9,264,682,514	8,152,196,806
	136,995,938,907	**132,759,950,302**
ii. Market Risk **[Note 16.6.2]**	2,364,907,868	1,682,183,868
iii. Operational Risk **[Note 16.6.3]**	22,804,436,975	20,106,471,055
A) Total Risk weighted assets (RWA) [i+ii+iii]	**162,165,283,749**	**154,548,605,225**
B) Minimum Capital Requirement (MCR) with Capital Conservation Buffer (CCB) [10.625% for 2016 & 10% for 2015 of risk weighted assets]	**17,230,061,398**	**15,454,860,522**
C) Common Equity Tier 1 (CET1) capital		
Paid -up share capital	2,000,000,000	2,000,000,000
Share premium	11,067,500	11,067,500
Statutory reserve	8,134,390,476	7,487,588,738
Dividend equalization account	1,566,827,195	1,366,827,195
Proposed dividend	600,000,000	800,000,000
Retained earnings (Including OBU)	4,437,704,628	4,121,893,415
	16,749,989,799	**15,787,376,848**
Less : Deferred tax asset **[Note 16.6.4]**	1,812,436,929	1,057,591,853
	14,937,552,870	**14,729,784,995**
D) Additional Tier-1 Capital		
Non-cumulative irredeemable preference shares	-	-
Instruments issued by the banks that meet the qualifying criteria for AT1	-	-
Others (if any item approved by Bangladesh Bank)	-	-
	-	-
Less: Regulatory Adjustments from AT-1 Capital	-	-
	-	-
E) Tier 1 Capital [C+D]	**14,937,552,870**	**14,729,784,995**

		2016 Taka	2015 Taka
F)	**Tier 2 Capital**		
	General provision maintained against unclassified loans and off-balance sheet exposures (including OBU) **[Note 16.6.5]**	2,326,587,573	1,625,774,805
	Subordinated debt capital **[Note 16.6.6]**	3,700,122,226	4,401,902,157
	Assets revaluation reserves **[Note 16.6.7]**	425,206,889	425,206,889
	Revaluation reserves of HTM securities **[Note 16.6.7]**	49,965,473	49,965,473
		6,501,882,161	**6,502,849,324**
	Less: Revaluation Reserves for Fixed Assets, Securities @ 40% in 2016 and 20% in 2015	190,068,945	95,034,472
		6,311,813,216	**6,407,814,852**
G)	**Total Eligible Regulatory Capital (Tier 1 and 2) [C+D+F]**	**21,249,366,086**	**21,137,599,847**
	Total capital surplus [G - B]	**4,019,304,688**	**5,682,739,325**
	Capital to risk-weighted asset ratio (CRAR):		
	Common Equity Tier-1 to RWA (C/A)*100	9.21%	9.53%
	Tier-1 Capital to RWA (E/A)*100	9.21%	9.53%
	Tier-2 Capital to RWA (F/A)*100	3.89%	4.15%
	Capital to risk-weighted asset ratio (CRAR) (G/A)*100	**13.10%**	**13.68%**

16.6.1 Calculation of risk weighted assets (RWA)

16.6.1.1 Credit Risk-On balance sheet assets

SL No.	Particulars	Outstanding balance as of 31-Dec-2016 Taka	Risk weights (%)	Risk weighted assets	
				As of 31-Dec-2016 Taka	As of 31-Dec-2015 Taka
i.	Cash	11,051,999,011	0%	-	-
ii.	Claims on Bangladesh Government and Bangladesh Bank	44,086,237,138	0%	-	-
iii.	Claims on other Sovereigns & Central Banks	-	0%	-	-
iv.	Claims on Bank for International Settlements, International Monetary Fund and European Central Bank	-	0%	-	-
v.	Claims on Multilateral Development Banks (MDBs)	-	0%-150%	-	-
vi.	Claims on Public Sector Entities (other than Government) in Bangladesh	-	50%-125%	-	-
vii.	Claims on Banks and NBFIs				
	Original maturity over 3 months	8,198,311,055	20%-100%	4,203,425,232	3,811,129,121
	Original maturity less than 3 months	11,393,977,615	20%	2,278,795,523	4,733,782,882
viii.	Claims on Corporate	101,555,360,466	20%-125%	62,119,594,054	53,378,482,302
ix.	Claims on SME	18,351,818,315	20%-100%	17,528,459,268	19,356,185,264
x.	Claims under Credit Risk Mitigation	14,379,802,984	20%-125%	7,087,100,392	6,919,324,219
xi.	Claims categorized as retail portfolio and small & medium enterprise (excluding consumer loan)	1,045,845,753	75%	784,384,315	785,384,366



				2016 Taka	2015 Taka
xii.	Consumer loan	3,901,021,717	100%	3,901,021,717	2,771,721,182
xiii.	Claims fully secured by residential property	1,147,169,685	50%	573,584,843	284,578,858
xiv.	Claims fully secured by commercial real estate	2,162,369,730	100%	2,162,369,730	1,956,770,121
xv.	Past due claims (net off specific provision)	9,331,212,186	50%-150%	11,678,695,599	12,909,158,839
xvi.	Capital Market Exposures	240,996,722	125%	301,245,903	510,462,311
xvii.	Unlisted equity investments and regulatory capital instruments issued by other banks (other than those deducted from capital) held in the banking book	475,960,000	125%	594,950,000	992,125,000
xviii.	Investments in venture capital	-	150%	-	-
xix.	Investments in premises, plant and equipment and all other fixed assets	4,871,866,976	100%	4,871,866,976	4,519,293,774
xx.	Claims on all fixed assets under operating lease	-	100%	-	-
xxi.	All other assets	21,124,588,522	0%-100%	9,645,762,842	11,679,355,256
Total		**253,318,537,874**		**127,731,256,392**	**124,607,753,496**

16.6.1.2 Credit Risk-off- balance sheet assets

SL No.	Particulars	Notional Amount [Netting off Margin and add-on factor for exchange rate fluctuation] (Taka)	Credit conversion factor (CCF)	Credit equivalent	Risk weights (%)	Risk weighted assets	
						As of 31 December 2016 (Taka)	As of 31 December 2015 (Taka)
i.	Direct Credit Substitutes	3,051,754,584	100%	3,051,754,584	20%-125%	9,264,682,514	8,152,196,806
ii.	Lending of Securities or posting of securities as collateral	-	100%	-			
iii.	Other commitments with certain drawdown	-	100%	-			
iv.	Performance related contingencies	11,844,211,122	50%	5,922,105,561			
v.	Commitments with original maturity of over one year	-	50%	-			
vi.	Trade related contingencies	14,798,983,643	20%	2,959,796,729			
vii.	Commitments with original maturity of one year or less	-	20%	-			
viii.	Other commitments that can be unconditionally cancelled by any time	23,383,706,767	0%	-			
ix.	Foreign exchange contract	-		-			
Total		**53,078,656,116**		**11,933,656,873**		**9,264,682,514**	**8,152,196,806**

16.6.2 Risk weighted assets against Market Risk

SL No.	Particulars	Capital charge (Taka)	Risk weighted assets	
			As of 31 Dec 2016 (Taka)	As of 31 Dec 2015 (Taka)
i.	Capital charge for Interest rate risk	-	-	-
ii.	Capital charge for Equities	2,256,687	22,566,868	22,566,868
iii.	Capital charge for Foreign Exchange position	234,234,100	2,342,341,000	1,659,617,000
iv.	Capital charge for Commodities	-	-	-
Total		**236,490,787**	**2,364,907,868**	**1,682,183,868**

	2016 Taka	2015 Taka

16.6.3 Risk weighted assets against Operational Risk

Gross income	Amount (Taka)	Amount (Taka)
Year 1 [2015]	17,161,241,740	-
Year 2 [2014]	14,930,994,934	14,930,994,934
Year 3 [2013]	13,516,637,277	13,516,637,277
Year 4 [2012]	-	11,765,309,899
Total gross income	**45,608,873,951**	**40,212,942,110**
Average gross income	15,202,957,984	13,404,314,037
Capital charge @ 15% of average gross income	2,280,443,698	2,010,647,106
Risk weighted assets	**22,804,436,975**	**20,106,471,055**

16.6.4 In terms of instruction contained in BRPD Circular No. 11 dated 12 December 2011, deferred tax asset for Taka 1,907,828,346 on specific provision for loans and advances has been created. As per BRPD Letter No. BRPD(BFIS)661/14B(P)/2015-18014 dated 24 December 2015, 5% of deferred tax asset on specific provision for loans and advances has been recognized in Common Equity Tier 1 (CET1) Capital. Excess over 5% of Deferred Tax Asset created on specific provision amounting to Taka 1,812,436,929 [Taka 1,907,828,346 - Taka 95,391,417] has been deducted.

16.6.5 In compliance with the BRPD Circular Letter No. 5 dated 31 May 2016, General Provision maintained against unclassified loans and off-balance sheet exposures including OBUs amounting to Taka 2,326,587,573 has been fully considered as Tier 2 capital as at 31 December 2016. Until 31 December 2015, such general provision was considered as eligible Tier 2 Capital maximum upto 1.25% of credit risk weighted assets on the Balance Sheet date.

16.6.6 As per Bangladesh Bank's instructions contained in BRPD Circular No. 18 dated 21 December 2014, [Guidelines on Risk Based Capital Adequacy (Revised Regulatory Capital Framework for banks in line with Basel III)], outstanding amount of Subordinated Debt is considered as a component of Tier 2 capital.

16.6.7 As per Bangladesh Bank's instruction, until 31 December 2014, 50% revaluation reserves for Fixed Assets and HTM securities are eligible for Tier 2 capital. As per Basel III guideline, Revaluation Reserve (RR) for Fixed Assets and HTM securities based on the position as of 31 December 2014 should be deducted @ 20% on yearly basis from 2015 to 2019.

In terms of Bangladesh Bank's instruction, 50% of revaluation reserves for fixed asset (Taka 425,206,889) and HTM securities (Taka 49,965,473) as of 31 December 2014 amounting to total Taka 475,172,362 has been considered as base for component of Tier 2 capital. Against that, Taka 190,068,945 (i.e. 40% of Taka 475,172,362) has been deducted and rest amount of Taka 285,103,417 has been shown as Tier 2 capital as at 31 December 2016 under Basel III guideline.

17. Share premium

Taka 5 per share on 2,213,500 ordinary shares of Taka 10 each at the time of issuing shares through initial public offering in the year 2001 *	**11,067,500**	**11,067,500**

* In compliance with Bangladesh Securities and Exchange Commission (BSEC) Order No. SEC /CMRRCD/2009-193/109 dated 15 September 2011 and with the approval of shareholders in the 3rd Extra-ordinary General Meeting (EGM) held on 13 November 2011, the denomination of shares (face value) has been changed from Taka 100 each to Taka 10 each with effect from 4 December 2011 and accordingly the number of shares and premium have been restated.



		2016 Taka	2015 Taka
18.	**Statutory reserve**		
	As per Section 24 (1) of the Bank Companies Act, 1991, an amount equivalent to 20% of profit before taxes for the year has been transferred to the statutory reserve fund as under.:		
	Balance at 1 January	7,487,588,738	6,234,120,766
	Add: Transferred from profit during the year	666,801,738	1,253,467,972
	Closing balance	**8,154,390,476**	**7,487,588,738**
19.	**Other reserve**		
	Revaluation reserve of HFT securities [Note 19.1]	-	-
		-	-
19.1	**Other reserve**		
	In terms of First Schedule (Section 38) of the Bank Companies Act, 1991, and instructions contained in BRPD Circular No. 5 dated 26 May 2008 and Letter No. DOS (SR)1153/120-A/2011-746 dated 29 December 2011 the revaluation reserve for HFT securities has been made as under:		
	Balance at 1 January	-	-
	Add: Reserve made for the year	-	-
	Less: Adjustment during the year	-	-
	Closing balance	**-**	**-**
20.	**Dividend equalization account**		
	As per BRPD Circular Letter No. 18 dated 20 October 2002 issued by Bangladesh Bank, **'Dividend Equalization Account'** has been created by transferring the amount from the profit that is equal to the cash dividend paid in excess of 20%.		
	Balance at 1 January	1,366,827,195	966,827,195
	Add: Transferred from profit for the year	200,000,000	400,000,000
	Closing balance	**1,566,827,195**	**1,366,827,195**
21.	**Assets revaluation reserve**		
	In terms of **Bangladesh Accounting Standard (BAS) 16, 'Property, Plant and Equipment',** and instructions contained in BRPD Circular No. 10 dated 25 November 2002 issued by Bangladesh Bank, all the immovable properties of the Bank has been revalued by a professionally qualified valuation firm of the country. The rationale of the valuation has also been certified by the Bank's external auditors, M/s. A. Qasem & Co., Chartered Accountants. Accordingly, revaluation surplus of Taka 850,413,777 has been included in equity.		
	Balance at 1 January	850,413,777	850,413,777
	Add : Addition during the year (net)	-	-
	Closing balance	**850,413,777**	**850,413,777**
22.	**Revaluation reserve of HTM securities [Note 2.7.3(b)]**		
	Balance at 1 January	116,544,853	99,930,945
	Add: Reserve made for the year	(56,789,941)	16,613,908
	Closing balance	**59,754,912**	**116,544,853**

		2016 Taka	2015 Taka

23. Calculation of Earnings Per Share (EPS)

The earnings per share of the Bank has been calculated in accordance with the **Bangladesh Accounting Standard (BAS) 33, 'Earnings Per Share'** under Basic Earning Per Share method as follows:

Basic earnings (net profit after tax) [numerator]	1,762,612,951	3,020,282,208
Number of ordinary shares outstanding (denominator)	200,000,000	200,000,000
Earnings Per Share (Taka)	**8.81**	**15.10**

24. Contingent liabilities

Main Operation **[Note 24.1]**	60,048,866,627	55,014,954,855
Off-shore Banking Unit	2,815,128	-
	60,051,681,755	**55,014,954,855**

24.1 Contingent liabilities - Main Operation

a) Acceptances and endorsements	-	-
b) Letters of guarantee		
Local	5,018,034,143	3,663,282,326
Foreign	185,428,572	207,652,260
	5,203,462,715	**3,870,934,586**
c) Irrevocable letters of credit		
Local		
Cash	158,110,678	819,015,833
Usance	197,374,317	53,276,575
Back to back	2,994,194,020	3,320,263,794
	3,349,679,015	**4,192,556,202**
Foreign		
Cash	5,924,236,470	4,639,037,920
Usance	10,172,958,232	5,840,900,252
Back to back	927,117,885	1,310,433,397
	17,024,312,587	**11,790,371,569**
	20,373,991,602	**15,982,927,771**
d) Bills for collection		
Inward	29,178,231,849	31,223,459,998
Outward	114,955	19,630
	29,178,346,804	**31,223,479,628**
e) Other contingent liabilities		
Travellers' cheques	-	-
Export Development Fund	3,330,445,506	2,115,817,870
Bangladesh Shanchaya Patra	1,962,620,000	1,821,795,000
	5,293,065,506	**3,937,612,870**
Total (a+b+c+d+e)	**60,048,866,627**	**55,014,954,855**

AMAR STOCK

		2016 Taka	2015 Taka
24.2	**Letters of guarantee**		
	Money for which the Bank is contingently liable in respect of guarantee issued favoring:		
	Directors	-	-
	Government	112,674,549	112,674,549
	Bank and other financial institutions	21,231,637	21,231,637
	Others	5,069,556,529	3,737,028,400
		5,203,462,715	**3,870,934,586**
24.3	**Irrevocable letters of credit and other commitments**		
	Documentary credit and short-term trade-related transactions	20,373,991,602	15,982,927,771
		20,373,991,602	**15,982,927,771**
	Forward Assets purchased and forward deposits placed	-	-
		-	-
	Undrawn formal standby facilities, credit facilities and other commitments		
	Less than one year	-	-
	One year and above	-	-
		-	-
	Spot and forward foreign exchange rate contract	-	-
		-	-
	Other exchange contract	-	-
		-	-
		20,373,991,602	**15,982,927,771**

25. Particulars of profit and loss account

	Notes		
Income			
Interest, discount and other similar income	26	15,645,870,699	16,028,164,208
Dividend income	28	5,712,228	425
Fees, commission and brokerage	29.1	729,408,589	761,721,636
Gains less losses arising from dealing securities		-	-
Gains less losses arising from investment securities	28	2,065,919,677	2,059,384,970
Gains less losses arising from dealing in foreign currencies	29.2	815,836,377	741,115,115
Income from non-banking assets		-	-
Other operating income	30	2,350,595,420	2,258,577,637
Profit less losses on interest rate changes		-	-
		21,613,342,990	**21,848,963,991**
Expenses			
Interest, fee and commission	27	5,682,321,595	6,240,169,618
Charges on loan losses	41	357,439,118	49,701,103
Directors' fees	39	252,000	215,000
Administrative expenses	31	5,576,405,210	5,415,032,523
Other operating expenses	43	3,401,573,677	2,698,114,983
Depreciation on banking assets	42	1,073,527,577	1,011,789,529
		16,091,519,177	**15,415,022,756**
Profit before provision		**5,521,823,813**	**6,433,941,235**

		2016 Taka	2015 Taka
26.	**Interest income**		
	Interest income - Main Operation **[Note 26.1]**	15,345,915,147	15,852,976,151
	Interest income - Off-Shore Banking Unit	299,955,552	175,188,057
		15,645,870,699	**16,028,164,208**
26.1	**Interest income - Main Operation**		
	Interest on loans and advances		
	House building loan	86,504,359	64,221,636
	Transport loan	163,960,050	157,845,401
	Term loan - industrial	3,658,855,192	4,031,133,786
	Term loan - others	496,349,257	540,030,493
	Secured overdraft	1,905,790,182	1,427,288,822
	Cash credit	3,642,899,160	3,847,240,065
	Payment against document - cash	3,121,800	12,267,946
	Payment against document EDF- others	279,454,304	249,137,586
	Loan against trust receipts	241,335,250	466,010,740
	Export cash credit	98,477,104	75,631,057
	Loan against accepted bills	314,682,501	372,795,435
	Staff loan	30,488,065	30,619,736
	SME and consumer financing	3,235,241,567	3,372,801,532
		14,157,158,791	**14,647,024,235**
	Interest on balance with other banks and financial institutions		
	Fixed deposits	702,940,347	669,488,333
	Special notice deposits	5,301,579	2,850,748
	Nostro accounts	5,462,993	1,128,420
	Money at call on short notice	475,051,437	532,484,415
		1,188,756,356	**1,205,951,916**
		15,345,915,147	**15,852,976,151**
27.	**Interest paid on deposits and borrowings etc.**		
	Main Operation **[Note 27.1]**	5,467,727,487	6,099,771,043
	Off-shore Banking Unit	214,594,108	140,398,575
		5,682,321,595	**6,240,169,618**
27.1	Interest paid on deposits- Main Operation **[Note 27.2]**	5,024,819,867	5,704,421,273
	Interest paid on borrowings- Main Operation **[Note 27.3]**	442,907,620	395,349,770
		5,467,727,487	**6,099,771,043**
27.2	**Interest paid on deposits- Main Operation**		
	Savings deposits	1,799,306,607	1,912,127,486
	Special notice deposits	585,665,410	592,890,342
	Fixed deposits	2,637,382,742	3,158,389,010
	Non-resident foreign currency deposits	18,949	48,503
	Resident foreign currency deposits	252,281	54,266
	Monthly term deposits	2,193,878	40,911,666
		5,024,819,867	**5,704,421,273**

AMARSTOCK



		2016 Taka	2015 Taka
27.3	**Interest paid on borrowings- Main Operation**		
	Interest on call loan borrowing	9,294,126	15,574,413
	Interest on credit lines	2,635,967	3,096,068
	Interest paid on subordinated debt	257,835,647	278,320,719
	Interest on borrowing under REPO and Re-financing facilities with Bangladesh Bank	173,141,880	98,358,570
	Interest on borrowing under REPO with other banks	-	-
		442,907,620	**395,349,770**
28.	**Investment income**		
	Dividend on shares	5,712,228	425
	Interest on treasury bills, bonds and debentures		
	Interest on treasury bills and bonds (net)	1,996,384,133	1,937,852,281
	Interest on reverse REPO with other banks	-	16,015,952
	Interest on subordinated bonds	69,535,544	105,516,737
		2,065,919,677	**2,059,384,970**
	Gain on sale of shares	-	-
		2,071,631,905	**2,059,385,395**
29.	**Commission, exchange and brokerage**		
	Commission **[Note 29.1]**	729,408,589	761,721,636
	Exchange earnings (net) **[Note 29.2]**	815,836,377	741,115,115
		1,545,244,966	**1,502,836,751**
29.1	**Commission**		
	Commission on Remittances-Local	13,333,309	12,068,102
	Commission on Remittances-Foreign	48,354,545	43,170,450
	Commission on Letter of Credit-Import	106,357,243	112,883,903
	Commission on Letter of Credit-Export	478,695,526	514,975,749
	Commission on Export Bills	13,647,245	16,428,650
	Commission on Letter of Guarantee	53,019,349	49,403,626
	Commission on Sale of Government Saving Instruments	15,366,338	11,907,098
	Commission on Banker to the issue & underwriting	-	205,051
	Other Commission	635,034	679,007
		729,408,589	**761,721,636**
29.2	**Exchange earnings (net)**		
	From commercial bills	422,836,939	655,065,077
	From dealing operations	392,999,438	86,050,038
		815,836,377	**741,115,115**
30.	**Other operating income**		
	Main Operation **[Note 30.1]**	2,349,739,222	2,257,254,549
	Off-shore Banking Unit	856,198	1,323,088
		2,350,595,420	**2,258,577,637**

AMARSTOCK

		2016 Taka	2015 Taka
30.1	**Other operating income - Main Operation**		
	Charges for service	45,413,882	25,115,945
	Income from IT service	1,512,149,103	1,425,111,822
	Recoveries from client	115,769,980	109,342,613
	Service charges on deposit accounts	381,298,254	381,694,320
	Income from Export-Import	127,716,014	146,380,842
	Document handling charges-Export	720,816	267,135
	Locker Rent	11,655,333	9,534,193
	Gain on sale of fixed assets [Note 30.2]	1,233,177	-
	Other earning	153,782,663	159,807,679
		2,349,739,222	**2,257,254,549**
30.2	**Gain on sale of fixed assets (net)**		
	Some impaired items of fixed assets were sold during the year as under:		
	Gain on sale of fixed assets	1,233,177	-
	Less: Loss on sale of fixed assets	-	-
	Gain on sale of fixed assets (net) [Note 30.3]	**1,233,177**	**-**
30.3	**Calculation of income from sale of fixed assets**		
	Sale proceeds [A]	9,841,723	-
	Cost price of the sold items	83,607,486	-
	Less: Accumulated depreciation	74,998,940	-
	Written down value **[B]**	**8,608,546**	**-**
	Net gain **[A - B]**	**1,233,177**	**-**

31. Administrative expenses

	Notes		
Salary and allowances	32	3,038,516,077	2,873,797,161
Rent, taxes, insurance, electricity, etc.	34	1,385,333,829	1,142,193,758
Legal expenses	35	3,506,506	4,556,127
Postage, stamp, telecommunications, etc.	36	272,857,651	237,788,107
Stationery, printings, advertisements etc.	37	365,019,157	631,694,640
Managing Director & CEO's salary and allowances	38	10,646,000	10,756,000
Auditors' fees	40	701,500	540,500
Repair and maintenance	42	499,824,490	513,706,230
		5,576,405,210	**5,415,032,523**

32. Salary and allowances

Main Operation **[Note 32.1]**	3,033,532,963	2,868,966,866
Off-shore Banking Unit	4,983,114	4,830,295
	3,038,516,077	**2,873,797,161**



		2016 Taka	2015 Taka
32.1	**Salary and allowances**		
	Basic salary	1,336,109,417	1,250,289,973
	House rent allowance	668,221,266	625,199,321
	Conveyance allowance	147,424,615	145,699,724
	Other allowances	34,232,971	4,749,875
	Bank's contribution to provident fund	120,749,608	113,178,195
	Medical expenses	140,194,898	127,370,989
	Bonus	339,300,188	312,478,789
	Gratuity	234,800,000	280,000,000
	Superannuation	12,500,000	10,000,000
		3,033,532,963	**2,868,966,866**

33. Number of employees and remuneration thereof

As per the Schedule XI of the Companies Act, 1994, the number of employees (including contractual employees) engaged for the whole year or part thereof who received a total remuneration of Taka 36,000 per annum or Taka 3,000 per month were 6,127 as at 31 December 2016 compared to 5,201 as at 31 December 2015.

34. Rent, taxes, insurance, electricity, etc.

Rent			
	Office premises	730,681,278	591,957,497
	ATM Booths and other installations	111,216,105	88,226,038
		841,897,383	**680,183,535**
Rates and taxes			
	Rates	1,437,710	1,258,663
	Taxes	7,467,847	6,113,049
		8,905,557	**7,371,712**
Insurance			
	Cash	32,463,595	46,120,939
	Vehicles	3,207,368	3,272,825
	Deposits	121,825,858	105,924,683
	Other properties	11,889,559	10,459,009
		169,386,380	**165,777,456**
Electricity and sanitation			
	Light and power	356,247,366	281,114,415
	Water and sewerage	8,897,143	7,746,640
		365,144,509	**288,861,055**
		1,385,333,829	**1,142,193,758**

35. Legal expenses

	Legal expenses	3,506,506	4,556,127
		3,506,506	**4,556,127**

36. Postage, stamp, telecommunications, etc.

	Main Operation **[Note 36.1]**	272,852,747	237,745,444
	Off-shore Banking Unit	4,904	42,663
		272,857,651	**237,788,107**

36.1 Postage, stamp, telecommunications, etc.-Main Operation

	Postage	25,067,726	25,838,954
	Telephone	14,250,944	14,786,337
	Radio link	221,994,811	182,823,544
	Swift, Reuters, internet, etc.	11,539,266	14,296,609
		272,852,747	**237,745,444**

		2016 Taka	2015 Taka
37.	**Stationery, printings, advertisements etc.**		
	Printing and stationery:		
	Printed stationery	50,611,198	38,318,769
	Security stationery	23,967,164	27,398,187
	Petty stationery	85,133,598	65,662,455
		159,711,960	**131,379,411**
	Publicity and advertisement	**205,307,197**	**500,315,229**
		365,019,157	**631,694,640**
38.	**Managing Director & CEO's salary and allowances**		
	Basic salary	6,860,000	6,960,000
	House rent allowance	380,000	360,000
	House maintenance	260,000	240,000
	Bank's contribution to provident fund	686,000	696,000
	Leave fare assistance	360,000	360,000
	Other allowances	440,000	480,000
	Bonus	1,660,000	1,660,000
		10,646,000	**10,756,000**
39.	**Directors' fees**		
	Honorarium for attending meeting	250,000	215,000
	Incidental expenses for attending meeting	2,000	-
		252,000	**215,000**
40.	**Auditors' fees**		
	Statutory annual audit fees	402,500	402,500
	Special audit fees	299,000	138,000
	Fees for various certification	-	-
		701,500	**540,500**
41.	**Charges on loan losses**		
	Loan written- off	357,439,118	49,701,103
	Interest waived	-	-
		357,439,118	**49,701,103**
42.	**Depreciation and repair of bank's assets**		
	Depreciation on fixed assets including building, furniture and fixtures		
	Main Operation **[Note 42.1]**	1,073,517,848	1,011,770,041
	Off-shore Banking Unit	9,729	19,488
		1,073,527,577	**1,011,789,529**
	Repair and maintenance		
	Main Operation **[Note 42.2]**	499,518,789	513,369,970
	Off-shore Banking Unit	305,701	336,260
		499,824,490	**513,706,230**
		1,573,352,067	**1,525,495,759**



		2016 Taka	2015 Taka
42.1	**Depreciation on fixed assets including land, building, furniture and fixtures**		
	Land	-	-
	Building (including lease hold property)	9,988,601	9,988,597
	Interior decoration	88,658,734	86,684,578
	Furniture and fixtures	25,215,931	23,295,727
	Other machinery and equipment	177,814,475	153,335,824
	Computer equipment and software	369,255,448	392,160,534
	Motor vehicles	38,197,581	47,849,582
	ATM Booth	90,599,306	74,647,790
	ATM/Fast Track (Machinery)	273,769,644	223,789,282
	Books	18,128	18,127
		1,073,517,848	**1,011,770,041**
42.2	**Repair and maintenance**		
	Premises	181,875,987	148,272,155
	Vehicles	44,882,053	35,405,322
	Computers	272,760,749	329,692,493
		499,518,789	**513,369,970**
43.	**Other expenses**		
	Main Operation **[Note 43.1]**	3,400,983,563	2,697,451,652
	Off-shore Banking Unit	590,114	663,331
		3,401,573,677	**2,698,114,983**
43.1	**Other expenses- Main Operation**		
	Entertainment expenses	42,230,591	34,825,245
	Fuel and lubricant	47,917,432	47,566,393
	Subscription and donations	200,189,278	120,941,191
	Annual general meeting	1,127,325	1,250,240
	Casual wages & allowances	730,318,469	614,576,722
	Travelling expenses and allowances	273,321,832	264,874,515
	Petty conveyance	25,341,550	29,613,780
	Credit rating fees	460,000	345,000
	News papers, periodicals, learning materials etc.	1,441,338	1,326,012
	Crockeries	642,269	664,304
	Debit and Credit Card expenses	390,367,653	279,461,049
	ATM expenses	20,691,397	20,567,022
	Tele Banking Expenses	1,270,122	37,086,358
	Cash carrying charges	33,299,091	29,575,151
	ATM cash replenishment charges	449,000,000	291,006,600
	Recruitment , training, seminar and workshop	16,189,310	12,886,965
	Service charge on nostro account and others	66,198,059	62,826,403
	Consultancy fees	5,971,765	5,382,794
	Business promotion and development	871,973,603	717,628,032
	Laundry and cleaning	415,054	413,550
	Other expenses for Mobile Banking Services	161,969,727	76,992,178
	Other expenses for Agent Banking Services	56,906,523	1,677,268
	Fixed Assets written-off	-	36,027,099
	Miscellaneous	3,741,175	9,937,781
		3,400,983,563	**2,697,451,652**

AMARSTOCK

		2016 Taka	2015 Taka
44.	**Receipts from other operating activities**		
	Other operating income **[Note 30]**	2,349,739,222	2,257,254,549
	Less: Income from sale of fixed assets (net)	1,233,177	-
		2,348,506,045	**2,257,254,549**
	Exchange earnings (net) **[Note 29.2]**	815,836,377	741,115,115
		3,164,342,422	**2,998,369,664**
45.	**Payments for other operating activities**		
	Expenses for the year	4,284,123,687	3,989,920,986
	Add: Opening accrued expenses	246,167,455	179,535,009
	Add: Closing advance expenses	641,272,498	489,739,629
	Less: Closing accrued expenses	181,069,147	246,167,455
	Less: Opening advance expenses	489,739,629	539,741,737
		4,500,754,864	**3,873,286,432**
46.	**Increase/(decrease) of other assets**		
	Closing other assets		
	Security deposits	13,018,436	11,907,787
	Suspense account	(8,800,498)	1,915,683
	Branch adjustment (net)	5,639,176	5,856,274
	Encashment of Sanchaya Patra (awaiting realization)	331,338,472	185,402,332
	Sundry debtors	82,396,350	72,800,461
	Cash remittance	168,827,393	162,728,877
	Others	860,571,157	599,873,345
		1,452,990,486	**1,040,484,759**
	Opening other assets		
	Security deposits	11,907,787	7,654,009
	Suspense account	1,915,683	10,237,479
	Branch adjustment (net)	5,856,274	4,939,911
	Encashment of Sanchaya Patra (awaiting realization)	185,402,332	62,700,463
	Sundry debtors	72,800,461	66,314,565
	Cash remittance	162,728,877	138,815,354
	Others	599,873,345	605,160,569
		1,040,484,759	**895,822,350**
		412,505,727	**144,662,409**
47.	**Increase/(decrease) of other liabilities**		
	Closing other liabilities		
	Cumulative balance of interest suspense account	2,148,422,267	1,552,447,367
	Revaluation reserve for HTM securities	59,754,912	116,544,853
	Revaluation reserve for HFT securities	-	-
	Others	244,052,519	254,083,990
		2,452,229,698	**1,923,076,210**



	2016 Taka	2015 Taka
Opening other liabilities		
Cumulative balance of interest suspense account	1,552,447,367	1,062,236,453
Revaluation reserve for HTM securities	116,544,853	99,930,945
Revaluation reserve for HFT securities	-	-
Others	254,083,990	119,147,346
	1,923,076,210	**1,281,314,744**
	529,153,488	**641,761,466**

48. Cash and cash-equivalents

Main Operation **[Note 48.1]**	49,486,466,962	54,797,722,602
Off-shore Banking Unit	2,924,658,763	2,078,371,622
	52,411,125,725	**56,876,094,224**

48.1 Cash and cash-equivalents-Main Operation

Cash in hand (including foreign currencies)	11,051,999,011	8,296,998,632
Balance with Bangladesh Bank and its agent bank (including foreign currencies)	17,660,677,577	14,555,926,865
Balance with other banks and financial institutions	20,652,231,874	26,667,404,705
Prize bonds	5,558,500	7,392,400
Money at call on short notice	116,000,000	5,270,000,000
	49,486,466,962	**54,797,722,602**

49. Disclosure on audit committee of the Board

The Audit Committee of the Board was first duly constituted by the Board of Directors of the Bank in accordance with the BRPD Circular Number 12 dated December 23, 2002 of Bangladesh Bank. Subsequently, the Committee was reconstituted at several times due to change of Members of the Committee and to comply with the rules and regulations of Bangladesh Bank and Bangladesh Securities and Exchange Commission. Accordingly, last 24 December 2014, the Audit Committee was reconstituted in 148th meeting of the Board of Directors in compliance with the BRPD Circular No. 11 dated 27 October 2013 as under :

Sl. No.	Name	Status with the Bank	Status with the committee	Educational qualification
i)	Mr. Md. Nazim Uddin Bhuiyan, FCMA	Independent Director	Chairman	M.Com (Accounting), FCMA
ii)	Mr. Md. Fakhrul Islam	Director from the General Public Shareholders' Group	Member	B. Sc. Engineer, Civil
iii)	Mr. Mohd. Khorshed Alam	Independent Director	Member	B. Com

The Audit Committee of the Board conducted fifteen (15) meetings in 2016 , among others, the following salient issues were discussed:

a) The Committee reviewed the inspection reports of different branches of the Bank conducted and submitted by the Bank's Internal Control & Compliance Division and gave necessary instructions to the management for proper and prompt rectification / solution of the irregularities / objections stated therein.

b) The Committee reviewed the annual financial statements for the year 2015 including the annual report and gave necessary instructions.

c) The Committee reviewed the compliance report of the Management Letter / Report for the year 2015 submitted by the external auditors of the Bank.

d) The Committee reviewed the financial statements for the first quarter (Q1) ended on 31 March 2016, half yearly (Q2) ended on 30 June 2016 and the third quarter (Q3) ended on 30 September 2016 and gave necessary advices.

e) The Committee approved the internal Control and Compliance Health Score as evaluated/prepared by IC & CD for eventual preparation of 'Annual Integrated Health Report' of Dutch-Bangla Bank Limited for the year 2015.

f) The Committee reviewed the performance of Internal Control & Compliance Division (IC & CD) for the year 2015.

g) The Committee reviewed & approved the audit and inspection plan of IC & CD for the year 2016.

AMAR STOCK

50. Disclosures on related party / (ies)

50.1 Name of the Directors and the entities in which they have interest as at 31 December 2016

Sl. No.	Name of the Directors	Status with the Bank	Name of the firms/ companies in which interested as proprietor, partner, director, managing agent, guarantor, employee, etc.	Percentage (%) of holding / interest in the concern	Remarks
i)	Mr. Sayem Ahmed	Chairman	Director of i) Kader Compact Spinning Limited and ii) AA Yarn Mills Limited Deputy Managing Director of i) Kader Synthetic Fibres Limited ii) MSA Spinning Limited iii) AA Synthetic Fibres Limited iv) SR Synthetic Fibres Limited and v) AA Power Generation Co. Limited	 45% 4.23% - 1.41% - - -	
ii)	Mr. Abedur Rashid Khan	Director	i) Avanti International - Proprietor ii) Nextgen Trading Limited - Chairman	 100% 16.67%	
iii)	Mr. Bernhard Frey	Director	Ecotrim Hong Kong Limited - Managing Director		Nominee of Ecotrim Hong Kong Limited
iv)	Mr. Md. Fakhrul Islam	Director	i) M/S. Dev Con. -Proprietor ii) ADEPT Limited -Managing Director	 100% 50%	
v)	Mr. Md. Nazim Uddin Bhuiyan, FCMA	Independent Director	Professor Department of Accounting & Information Systems, University of Dhaka, Dhaka	-	
vi)	Mr. Mohd. Khorshed Alam	Independent Director	Director of Bangladesh Textile Mills Association, Dhaka Managing Director of i) Duptara Spinning Mills Ltd. ii) Intimate International Ltd.	 - 23% 40%	
vii)	Mr. Abul kashem Md. Shirin	Ex.-officio Director	Dutch-Bangla Bank Limited - Managing Director & CEO	-	

50.2	Significant contracts in which the Bank, its subsidiary or any fellow subsidiary company was a party and wherein the Directors have interest subsisted at any time during the year or at the end of the year	Nil
50.3	Shares issued to Directors and Executives to acquire shares at 'Nil' consideration or restricted shares plan exercisable at discount	Nil
50.4	Nature, type and elements of transactions with the related party	Not applicable
50.5	Lending policies in respect of related party	
	a) Amount of transactions regarding loans and advances, deposits, guarantees and commitment	Nil
	b) Amount of transactions regarding principal items of deposits, expenses and commission	Nil
	c) Amount of provision against loans and advances given to related party	Not applicable
	d) Amount of guarantees and commitments arising out of the statement of affairs	Nil
50.6	Business other than the banking business with the related concerns of the Directors as per Section 18(2) of the Bank Companies Act, 1991	Nil
50.7	Investments in securities of the Directors and their related concerns	Nil

Chairman | Director | Director | Managing Director & CEO

Dhaka, 22 February 2017

AMARSTOCK

Annexure - A

Schedule of fixed assets (including land, building, furniture and fixtures)

as at 31 December 2016

(Main Operation and Off-shore Banking Unit)

Particulars	Land	Building	Interior decoration	Furniture and fixtures	Other machinery and equipment	Computer equipment and software	Motor vehicles	ATM Booth	ATM/Fast Track Deposit Machine	Books	Total
	Taka	Taka	Taka	Taka	Taka	Taka	Taka	Taka	Taka	Taka	Taka
Cost / Revaluation											
At 1 January 2016	105,550,689	191,939,491	834,792,761	286,839,559	1,321,069,745	2,961,981,346	390,860,145	819,303,882	2,101,733,680	194,591	9,014,265,889
Revaluation surplus	642,809,311	207,604,466	-	-	-	-	-	-	-	-	850,413,777
Cost with revaluation surplus at 1 January 2016	**748,360,000**	**399,543,957**	**834,792,761**	**286,839,559**	**1,321,069,745**	**2,961,981,346**	**390,860,145**	**819,303,882**	**2,101,733,680**	**194,591**	**9,864,679,666**
Addition during the year	-	-	111,409,382	31,057,296	263,993,183	378,412,718	41,068,351	160,017,460	448,740,000	-	1,434,698,390
Revaluation surplus during the year	-	-	-	-	-	-	-	-	-	-	-
Disposal / adjustments	-	-	-	2,684,826	22,164,536	26,198,153	32,559,971	-	-	-	83,607,486
At 31 December 2016	**748,360,000**	**399,543,957**	**946,202,143**	**315,212,029**	**1,562,898,392**	**3,314,195,911**	**399,368,525**	**979,321,342**	**2,550,473,680**	**194,591**	**11,215,770,570**
Depreciation											
At 1 January 2016	-	66,169,204	555,457,027	153,855,827	696,495,386	2,088,457,580	302,740,614	348,907,861	1,133,192,460	98,917	5,345,374,876
Charged for the year	-	9,988,601	88,658,734	25,215,931	177,814,475	369,265,177	38,197,581	90,599,306	273,769,644	18,128	1,073,527,577
Disposal / adjustments	-	-	-	2,528,766	19,517,987	24,999,942	27,952,245	-	-	-	74,998,940
At 31 December 2016	**-**	**76,157,805**	**644,115,761**	**176,542,992**	**854,791,874**	**2,432,722,815**	**312,985,950**	**439,507,167**	**1,406,962,104**	**117,045**	**6,343,903,513**
Written down value											
At 31 December 2016	**748,360,000**	**323,386,152**	**302,086,382**	**138,669,037**	**708,106,518**	**881,473,096**	**86,382,575**	**539,814,175**	**1,143,511,576**	**77,546**	**4,871,867,057**
At 31 December 2015	**748,360,000**	**333,374,753**	**279,335,734**	**132,983,732**	**624,574,359**	**873,523,766**	**88,119,531**	**470,396,021**	**968,541,220**	**95,674**	**4,519,304,790**

Annexure - B

Business segment results of the Bank for the year ended 31 December 2016

In million Taka

Particulars	Corporate Banking	Retail Banking	Financial Inclusion	SME Banking	Treasury	Off-shore Banking Unit	Total
Interest income	7,817.8	3,503.5	229.9	2,605.9	3,254.7	300.0	17,711.8
Interest paid on deposits and borrowings	1,796.7	2,621.5	5.8	600.8	442.9	214.6	5,682.3
Net interest income	**6,021.1**	**882.0**	**224.1**	**2,005.1**	**2,811.8**	**85.4**	**12,029.5**
Transfer of interest between business segments	(3,562.5)	7,482.7	-	(1,149.3)	(2,770.8)	-	-
Net interest income(NII) after transfer of interest between business segments	**2,458.6**	**8,364.7**	**224.1**	**855.8**	**41.0**	**85.4**	**12,029.5**
Non-interest income (fees, commission, exchange & other operating income)	1,784.9	1,006.7	55.9	595.0	458.0	0.9	3,901.4
Total operating income	**4,243.5**	**9,371.6**	**280.0**	**1,450.8**	**499.0**	**86.2**	**15,931.1**
Operating expenses	1,210.2	7,790.0	514.8	421.5	466.8	5.9	10,409.2
Profit before provision	**3,033.3**	**1,581.6**	**(234.8)**	**1,029.3**	**32.2**	**80.3**	**5,521.9**
Provision for loans and off-balance sheet exposures (specific and general)	1,623.0	105.5	-	541.0	-	18.3	2,287.8
Profit before taxes	**1,410.3**	**1,476.1**	**(234.8)**	**488.3**	**32.2**	**62.0**	**3,234.0**
Total provision for taxation (current and deferred)	614.9	643.6	-	212.9	-	-	1,471.4
Net profit after taxation	**795.4**	**832.5**	**(234.8)**	**275.4**	**32.2**	**62.0**	**1,762.6**
Total Average Assets	**153,471.8**	**4,435.4**	**3,636.3**	**37,139.3**	**52,419.7**	**9,348.5**	**260,451.0**
Total Average Liabilities	**67,792.7**	**120,036.1**	**3,738.9**	**23,684.6**	**18,681.2**	**9,310.2**	**243,243.7**



Annexure - C

Highlights on the overall activities of the Bank for the years 2016 and 2015

Serial No.	Particulars	Year	
		2016 Taka	2015 Taka
1	Paid up share capital	2,000,000,000	2,000,000,000
2	Total capital	21,249,366,086	21,137,599,847
3	Capital surplus	4,019,304,688	5,682,739,325
4	Total assets	276,844,361,224	244,057,570,324
5	Total deposits	207,233,965,363	186,765,001,538
6	Total loans and advances	173,397,797,631	152,270,000,465
7	Total contingent liabilities and commitments	60,051,681,755	55,014,954,855
8	Credit deposit ratio	83.67%	81.53%
9	Percentage of classified loans against total loans and advances	5.19%	3.69%
10	Net profit after taxation and provision	1,762,612,951	3,020,282,208
11	Amount of classified loans and advances at the end of the year	8,999,030,195	5,624,857,070
12	Provisions kept against classified loan	4,769,570,865	2,783,136,456
13	Provisions surplus against classified loan	8,170,661	198,000,000
14	Cost of fund including operating cost	7.30%	8.10%
15	Interest earning assets	233,602,308,408	210,882,266,084
16	Non-interest earning assets	43,242,052,816	33,175,304,240
17	Return on investment (ROI)	6.52%	10.19%
18	Return on asset (ROA)	0.68%	1.31%
19	Income from investment	2,071,631,905	2,059,385,395
20	Earnings per share (Taka)	8.81	15.10
21	Net income per share (Taka)	8.81	15.10
22	Price earning ratio (Times)	13.24	7.13

AMARSTOCK


AMAR STOCK



Any time
Anywhere

off-shore banking unit

AMAR STOCK


AMAR STOCK

Balance Sheet as at 31 December 2016

(Off-shore Banking Unit)

PROPERTY AND ASSETS	Notes	2016		2015
		USD	Taka	Taka
Cash				
In hand (including foreign currencies)		-	-	-
Balance with Bangladesh Bank and its agent bank (s) (including foreign currencies)		-	-	-
		-	-	-
Balance with other banks and financial institutions				
In Bangladesh		37,161,080	2,924,658,763	2,078,371,622
Outside Bangladesh		-	-	-
		37,161,080	2,924,658,763	2,078,371,622
Money at call on short notice		-	-	-
Investments				
Government		-	-	-
Others		-	-	-
		-	-	-
Loans and advances	3			
Loans, cash credits, overdrafts, etc.		10,304,001	810,947,527	564,580,712
Bills purchased and discounted		88,168,090	6,939,022,658	5,353,778,645
Lease receivables		-	-	-
		98,472,091	7,749,970,185	5,918,359,357
Fixed assets including land, building, furniture and fixtures	4	1	82	11,016
Other assets	5	208,223	16,387,601	9,294,150
Non-banking assets		-	-	-
TOTAL ASSETS		**135,841,395**	**10,691,016,631**	**8,006,036,145**

LIABILITIES AND CAPITAL

Liabilities				
Borrowings from other banks, financial institutions and agents	6	132,572,910	10,433,779,680	7,816,530,583
Deposits and other accounts	7			
Current deposits and other accounts		617,829	48,624,470	56,407,536
Bills payable		-	-	-
Savings bank deposits		-	-	-
Term deposits		-	-	-
		617,829	48,624,470	56,407,536
Other liabilities	8	1,770,535	139,246,609	125,740,107
Subordinated debt		-	-	-
TOTAL LIABILITIES		**134,961,274**	**10,621,650,759**	**7,998,678,226**

AMARSTOCK

Balance Sheet as at 31 December 2016

(Off-shore Banking Unit)

	Notes	2016		2015
		USD	Taka	Taka
Shareholders' equity				
Paid up share capital		-	-	-
Share premium		-	-	-
Statutory reserve		-	-	-
Other reserve		-	-	-
Dividend equalization account		-	-	-
Assets revaluation reserve		-	-	-
Retained earnings		880,121	69,365,872	7,357,919
TOTAL SHAREHOLDERS' EQUITY		**880,121**	**69,365,872**	**7,357,919**
TOTAL LIABILITIES AND SHAREHOLDERS' EQUITY		**135,841,395**	**10,691,016,631**	**8,006,036,145**

OFF-BALANCE SHEET ITEMS

Contingent liabilities				
Acceptances and endorsements		-	-	-
Letters of guarantee		-	-	-
Irrevocable letters of credit		35,769	2,815,128	-
Bills for collection		-	-	-
Other contingent liabilities		-	-	-
Total contingent liabilities		**35,769**	**2,815,128**	**-**
Other commitments				
Documentary credits and short term trade-related transactions		-	-	-
Forward assets purchased and forward deposits placed		-	-	-
Undrawn note issuance and revolving underwriting facilities		-	-	-
Undrawn formal standby facilities, credit lines and other commitments		-	-	-
		-	-	-
Total other commitments		**-**	**-**	**-**
Total off-balance sheet items including contingent liabilities		**35,769**	**2,815,128**	**-**

AMARSTOCK

Profit and Loss Account for the year ended 31 December 2016
(Off-shore Banking Unit)

	Notes	2016		2015
		USD	Taka	Taka
Interest income	9	3,811,273	299,955,552	175,188,057
Interest paid on deposits and borrowings etc.	11	2,726,660	214,594,108	140,398,575
Net interest income		**1,084,613**	**85,361,444**	**34,789,482**
Investment income		-	-	-
Commission, exchange and brokerage		-	-	-
Other operating income	10	10,879	856,198	1,323,088
Total operating income		**1,095,492**	**86,217,642**	**36,112,570**
Salary and allowances	12	63,316	4,983,114	4,830,295
Rent, taxes, insurance, electricity, etc.		-	-	-
Legal expenses		-	-	-
Postage, stamp, telecommunications, etc.	13	62	4,904	42,663
Stationery, printings, advertisements, etc.		-	-	-
Managing Director & CEO's salary and allowances		-	-	-
Directors' fees		-	-	-
Auditors' fees		-	-	-
Charges on loan losses		-	-	-
Depreciation and repair of bank's assets	14	4,008	315,430	355,748
Other expenses	15	7,498	590,114	663,331
Total operating expenses		**74,884**	**5,893,562**	**5,892,037**
Profit before provision		**1,020,608**	**80,324,080**	**30,220,533**
Provision for loans and off-balance sheet exposures	3.4			
Specific provision for loans		-	-	-
General provision for loans		232,727	18,316,127	54,569,907
General provision for off-balance sheet exposures		-	-	-
		232,727	**18,316,127**	**54,569,907**
Other provision		-	-	-
Total provision		**232,727**	**18,316,127**	**54,569,907**
Net profit before taxation		**787,881**	**62,007,953**	**(24,349,374)**
Provision for taxation				
Current tax		-	-	-
Deferred tax [expense /(income)]		-	-	-
		-	-	-
Net profit after taxation		**787,881**	**62,007,953**	**(24,349,374)**
Retained earnings brought forward from previous years		92,240	7,357,919	31,707,293
Retained earnings carried forward		**880,121**	**69,365,872**	**7,357,919**

AMARSTOCK

Cash Flow Statement for the year ended 31 December 2016

(Off-shore Banking Unit)

	Notes	2016		2015
		USD	Taka	Taka
A) Cash flows from operating activities				
Interest receipts in cash		3,811,273	299,955,552	175,188,057
Interest payments		(2,726,660)	(214,594,108)	(140,398,575)
Dividend receipts in cash		-	-	-
Gain on sale of shares		-	-	-
Gain on sale of securities		-	-	-
Recoveries of loan previously written-off		-	-	-
Fee and commission receipts in cash		-	-	-
Cash payments to employees		(63,316)	(4,983,114)	(4,830,295)
Cash payments to suppliers		-	-	-
Income taxes paid		-	-	-
Receipts from other operating activities		10,879	856,198	1,323,088
Payments for other operating activities		(7,498)	(590,114)	(663,331)
Operating profit before changes in operating assets and liabilities		**1,024,678**	**80,644,414**	**30,618,944**
Increase/(decrease) in operating assets and liabilities				
Statutory deposits		-	-	-
Purchase /sale of trading securities		-	-	-
Loans and advances to other banks		-	-	-
Loans and advances to customers		(23,079,267)	(1,831,610,828)	(5,918,359,357)
Other assets		-	-	-
Deposits from other banks		-	-	-
Deposits from customers		(100,736)	(7,783,066)	56,407,536
Other liabilities account of customers		-	-	-
Borrowing from Head Office		32,999,653	2,617,249,097	7,816,530,583
Other liabilities		(159,218)	(12,212,476)	(595,554,282)
Net cash from operating activities		**10,685,110**	**846,287,141**	**1,389,643,424**
B) Cash flows from investing activities				
Payments for purchase of securities		-	-	-
Proceeds from sale of securities		-	-	-
Purchase of property, plant and equipment		-	-	-
Sale proceeds of property, plant and equipment		-	-	-
Net cash used in investing activities		-	-	-
C) Cash flows from financing activities				
Receipts from issue of loan capital and debt securities		-	-	-
Dividends paid		-	-	-
Net cash from financing activities		-	-	-
D) Net increase / (decrease) in cash (A+B+C)		**10,685,110**	**846,287,141**	**1,389,643,424**
E) Cash and cash-equivalents at beginning of year		**26,475,970**	**2,078,371,622**	**688,728,198**
F) Cash and cash-equivalents at end of year (D+E)		**37,161,080**	**2,924,658,763**	**2,078,371,622**

AMARSTOCK

Notes to the Financial Statements as at and for the year ended 31 December 2016

(Off-shore Banking Unit)

1. Status of the unit

1.1 The Off-shore Banking Units (OBU) of Dutch-Bangla Bank Limited are governed by the applicable rules & regulations of Bangladesh Bank. The Bank obtained the permission for conducting the activities of OBU under reference letter no. BRPD(P-3)744(109)/2010-610 dated 23 February 2010 of Bangladesh Bank. The Bank started the operation of OBU on 12 July 2010. The number of OBUs were two as at 31 December 2016, located at Chittagong EPZ Branch-Chittagong and Dhaka EPZ Branch-Dhaka.

1.2 Nature of business

The principal activities of the Bank are to carry on all kinds of banking business in accordance with applicable rules and regulations of Bangladesh Bank for operations of Off-shore Banking Unit in Bangladesh.

2. Significant accounting policies and bases of preparation of financial statements

2.1 Basis of accounting

The financial statements of the Bank have been prepared under historical cost convention and in accordance with the Bank Companies Act, 1991 as amended under sub-section 38(4) of the Act, relevant Bangladesh Bank Circulars, International Accounting Standards (IASs) and International Financial Reporting Standards (IFRSs) adopted by the Institute of Chartered Accountants of Bangladesh (ICAB) and named as Bangladesh Accounting Standards (BASs) and Bangladesh Financial Reporting Standards (BFRSs) respectively, the Companies Act, 1994, the Securities and Exchange Rules, 1987 and other rules and regulations applicable in Bangladesh.

The financial statements represent the financial position and results of OBUs of the Bank.

2.2 Functional and presentation currency

The functional currency of OBUs is US Dollar. While the financial statements are presented both in USD and equivalent Bangladesh Taka.

Transactions in others currencies are recorded in the functional currency (USD) at the rate of exchange prevailing on the date of the transactions. Assets and liabilities in other currenciesare translated into functional currency (USD) at the rate of exchange prevailing at the date of balance sheet.

2.3 Loans and advances

a) Loans and advances are stated at gross amount. While the provision and interest suspense against loans and advances are shown separately as other liabilities.

b) Interest income is calculated on daily product basis and accounted for on quarterly rest on accrual basis until the loans and advances are defined as classified accounts as per Bangladesh Bank guidelines. As per Bangladesh Bank directives, interest on loans and advances classified as bad/loss is not accounted for. A separate memorandum record is maintained for such interest on bad/loss loans.

c) Provision for loans and advances is made on the basis of the year-end review by the management of the Bank in line with the instructions contained in BRPD Circular No. 14 dated 23 September 2012 and BRPD Circular No. 19, dated 27 December 2012, BRPD Circular No. 05 and 06 dated 29 May 2013 issued by Bangladesh Bank.

2.4 Revenue recognition

The revenues of the OBU during the year have been recognized in terms of the provisions of **Bangladesh Accounting Standard (BAS) 18 , 'Revenue'** as outlined below:

2.4.1 Interest income

a) Interest income from loans and advances and lease finance

The policy for accounting of interest income on loans and advances is stated in **2.3.a** and **2.3.b** above.

2.4.2 Fees and commission income

Fees and commission income arising from different services provided by the Units are recognized on cash receipt basis.

2.4.3 Interest paid on deposits and borrowings

Interest paid on deposits, borrowings etc. are accounted for on accrual basis.

2.5 Cash flow statement

Cash flow statement has been prepared in accordance with the **Bangladesh Accounting Standard (BAS) 7, 'Statement of Cash Flows'** under Direct method as recommended in the BRPD Circular No. 14 dated 25 June 2003 issued by the Banking Regulation & Policy Department of Bangladesh Bank.

	2016		2015
	USD	Taka	Taka
3. Loans and advances			
Loans, cash credits, overdrafts etc.	10,304,001	810,947,527	564,580,712
Bills purchased and discounted	88,168,090	6,939,022,658	5,353,778,645
Total loans and advances	**98,472,091**	**7,749,970,185**	**5,918,359,357**
3.1 Net loans, advances and lease receivables including bills purchased and discounted			
Total loans, advances and lease receivables	98,472,091	7,749,970,168	5,918,359,340
Less : Provision against loans and advances (specific and general)	984,248	77,499,755	59,183,628
Less : Cumulative balance of interest suspense account	-	-	-
	97,487,843	**7,672,470,413**	**5,859,175,712**
3.2 Residual maturity grouping of loans, advances and lease receivables including bills purchased and discounted			
Payable			
On demand	-	-	-
Within one to three months	-	-	-
Within three to twelve months	98,472,091	7,749,970,185	5,918,359,357
Within one to five years	-	-	-
More than five years	-	-	-
	98,472,091	**7,749,970,185**	**5,918,359,357**



	2016		2015
	USD	Taka	Taka

3.3 Classification status of loans and advances including the bills purchased & discounted

Unclassified			
Standard	98,472,091	7,749,970,185	5,918,359,357
Special mention account (SMA)	-	-	-
	98,472,091	**7,749,970,185**	**5,918,359,357**
Classified			
Substandard	-	-	-
Doubtful	-	-	-
Bad / loss	-	-	-
	-	-	-
	98,472,091	**7,749,970,185**	**5,918,359,357**

3.4 Classification and provisioning of loans, advances and lease receivables including bills purchased and discounted

Classification / Status of loans and advances	Amount of outstanding loans and advances as at 31 December 2016		Base for provision	Percentage (%) of provision required as per Bangladesh Bank's directives	Amount of provision required as at 31 December 2016 (Taka)	Amount of provision required as at 31 December 2015 (Taka)
	USD	Taka	Taka			
Unclassified loans and advances						
Small & Medium enterprise financing				0.25%		
Other than Small & Medium enterprise financing	98,472,091	7,749,970,185	7,749,970,185	1.00%	77,499,702	59,183,594
Special mention account	-	-	-	5%	-	-
Total unclassified loans and advances	**98,472,091**	**7,749,970,185**	**7,749,970,185**		**77,499,702**	**59,183,594**
Classified loans and advances						
Substandard	-	-	-	20%	-	-
Doubtful	-	-	-	50%	-	-
Bad / loss	-	-	-	100%	-	-
Total classified loans and advances	**-**	**-**	**-**		**-**	**-**
Total loans and advances	**98,472,091**	**7,749,970,185**	**7,749,970,185**		**77,499,702**	**59,183,594**
Total provision maintained					**77,499,755**	**59,183,628**
Total provision surplus					**53**	**34**

3.5 Geographical location-wise loans, advances and lease receivables including bills purchased and discounted

Dhaka Division	90,075,922	7,089,173,233	5,918,359,357
Chittagong Division	8,396,169	660,796,952	-
Other Divisions	-	-	-
	98,472,091	**7,749,970,185**	**5,918,359,357**

		2016		2015
		USD	Taka	Taka
4.	**Fixed assets at cost or revalued amount including land, building, furniture and fixtures**			
	Computer equipment and software	1,242	101,633	101,633
		1,242	**101,633**	**101,633**
	Less: Accumulated depreciation	1,241	100,346	90,617
	Exchange differences adjustment*		1,205	
		1,241	101,551	90,617
		1	**82**	**11,016**
5.	**Other assets**			
	Interest accrued on investment but not collected, commission and brokerage receivable on shares and debentures and other income receivable	208,223	16,387,601	9,294,150
		208,223	**16,387,601**	**9,294,150**
6.	**Borrowings from other banks, financial institutions and agents**			
	a) In Bangladesh			
	Borrowings from other banks, financial institutions and agents	132,572,910	10,433,779,680	7,816,530,583
		132,572,910	**10,433,779,680**	**7,816,530,583**
	b) Outside Bangladesh	-	-	-
		-	-	-
	Total (a+b)	**132,572,910**	**10,433,779,680**	**7,816,530,583**
7.	**Deposits and other accounts**			
	Current deposits	582,059	45,809,324	56,407,536
	Savings bank deposits	-	-	-
	Fixed deposits	-	-	-
	Special notice deposits	-	-	-
	Monthly term deposits	-	-	-
	Sundry deposit - withholding tax -IT	35,770	2,815,146	-
		617,829	**48,624,470**	**56,407,536**
8.	**Other liabilities**			
	Interest payable on borrowings	786,287	61,882,517	66,861,218
	Accumulated provision for loans and advances including off-balance sheet exposures	984,248	77,499,755	59,183,628
	Other liability	-	-	-
	Exchange differences*	-	(135,663)	(304,739)
	* USD1 = Taka 78.7022 as on 31 December 2016; USD1 = Taka 78.5003 as on 31 December 2015.	**1,770,535**	**139,246,609**	**125,740,107**



		2016		2015
		USD	Taka	Taka
8.1	**Accumulated provision for loans and advances and Off-balance sheet exposures**			
	General provision			
	Opening balance	751,521	59,183,628	4,613,721
	General provision for the period	232,727	18,316,127	54,569,907
	Provision held at the end of the period **[Note 3.4]**	**984,248**	**77,499,755**	**59,183,628**
9.	**Interest income**			
	Interest on loans and advances	2,923,402	230,078,159	124,558,779
	Interest on balance with other banks and financial institutions	887,871	69,877,393	50,629,278
		3,811,273	**299,955,552**	**175,188,057**
10.	**Other income**			
	Commission	209	16,431	2,453
	Recoveries from client	1,118	87,989	101,265
	Service charges on deposit accounts	3,607	283,879	91,649
	Income from Export-Import	5,945	467,899	1,127,721
		10,879	**856,198**	**1,323,088**
11.	**Interest paid on deposits and borrowings etc.**			
	Interest paid on borrowings	2,726,660	214,594,108	140,398,575
		2,726,660	**214,594,108**	**140,398,575**
12.	**Salary and allowances**			
	Basic salary	33,101	2,605,127	2,614,117
	House rent allowance	16,551	1,302,562	1,310,101
	Conveyance allowance	1,465	115,277	86,180
	Bank's contribution to provident fund	3,310	260,515	261,414
	Medical expenses	3,310	260,515	261,414
	Bonus	5,579	439,118	297,069
		63,316	**4,983,114**	**4,830,295**
13.	**Postage, stamp, telecommunications, etc.**			
	Postage	62	4,904	42,663
		62	**4,904**	**42,663**
14.	**Depreciation and repair of bank's assets**			
	Depreciation on fixed assets including land, building, furniture and fixtures **[Note-14.1]**	124	9,729	19,488
	Repair and maintenance **[Note-14.2]**	3,884	305,701	336,260
		4,008	**315,430**	**355,748**

AMARSTOCK

		2016		2015
		USD	Taka	Taka
14.1	**Depreciation on fixed assets including land, building, furniture and fixtures**			
	Computer equipment and software	124	9,729	19,488
		124	**9,729**	**19,488**
14.2	**Repair and maintenance**			
	Vehicle	3,884	305,701	336,260
		3,884	**305,701**	**336,260**
15.	**Other expenses**	**7,498**	**590,114**	**663,331**

AMARSTOCK



Any time
Anywhere

Top Management of DBBL

Managing Director & CEO

Mr. Abul Kashem Md. Shirin

Deputy Managing Directors

Mr. Md. Sayedul Hasan

Mr. Khan Tariqul Islam

Mr. Md. Monzur Mofiz

AMAR STOCK

DBBL BRANCHES

01. Abdullahpur Branch
Anwar Hossain Plaza (1st floor), Abdullahpur,
Keraniganj, Dhaka.
Mob: 01938-801698

02 Aganagar Branch
Mayaz Tower (1st & 2nd floor),
Aganagar, Kaligonj, Keranigonj, Dhaka.
Mob: 01938-803293

03. Agrabad Branch
Hossain Court, 75, Agrabad C/A, Chittagong- 4100.
Tel: 031-724781-2, 031-726571,
Mob: 01711-728391, 01729-072876

04. Amborkhana Branch
781, Lace Super Market (1st floor), Amborkhana, Sylhet.
Tel: 0821-710416, 0821-720178
Mob: 01938-801621, Fax: 0821-717497

05. Amin Bazar Branch
Begun Bari, Amin Bazar,
Savar, Dhaka.
Tel: 02-9026098, 02-9026096
Mob: 01938-801677

06. Ashkona Branch
Bhuiyan Shopping Complex, 301/631, Ashkona,
Dakshinkhan, Dhaka.
Tel: 58955884, 7912494, 7914814.
Mob: 01938-801625

07. Ashuganj Branch
Nur Plaza, Dag# R. S. 97/2961, Union: Chor Chartala,
Thana: Ashuganj, Dist: Brahmanbaria.
Tel: 8528-74144, 8528-74154, Mob: 01938-803287

08. Ashulia Branch
Jamgora, DEPZ Main Road,
Ashulia, Dhaka.
Mob: 01938-801656

09. Ati Bazar Branch
Ati Bazar, Keraniganj, Dhaka.
Tel: 02-55103283, 02-55103284
Mob: 01938-801676, 01938-801681

10. B. B. Road Branch
60 (Old) / 86 (New), B.B. Road, Narayanganj.
Tel: 7642860-2, Mob:01711-541739
Fax: 7642862

11. Baburhat Branch
Madhabdi Bazar, Narsingdi.
Tel: 9446921-22, 9446670
Mob: 01711-541734, 01711-629340

12. Banani Branch
Plot# 75, Block# B, Kamal Ataturk Avenue, Banani,
Dhaka-1213. Tel: 55034190, 9883892
Mob: 01711-596014, 01713-069923, Fax: 9887336

13. Bandura Branch
Shezan Multi Shopping Mall (1st Floor),
Bandura Bazar, Nawabganj, Dhaka.
Mob: 01730-726982, 01730-726983, 01713-481746

14. Barisal Branch
S.S. Tower, 109, Sadar Road, Barisal.
Tel: 0431-61662,0431-2174474
Mob: 01713-450734, 01938-801653, Fax:0431-2174489

15. Bashundhara Branch
Ka-3/1-C (1st Floor) Bashundhara Road,
Jagannathpur, Dhaka-1229. Tel:8413618-20,
Mob: 01730-024092, Fax: 8413620 Ext: 108

16. Basurhat Branch
Tanha Bhaban (1st & 2nd floor),
College Road, Basurhat, Noakhali.
Tel: 03223-56015-16, Mob: 01730-333631,
Fax: 03223-56010

17. Beani Bazar Branch
Zaman Plaza, Beani Bazar, Sylhet.
Tel: 08223-56061-62,
Mob: 01713-481743,
Fax: 08223-56060

18. Bhairab Branch
261-262, Char Rastar More, Bottola Road, Bhairab Bazar,
Bhairab, Kishorgonj.
Tel: 029470255-6, Mob: 01730-333773

19. Bhuigar Branch
Bhuiyan Tower (1st floor), Bhuigar Bus stand, Fatulla,
Kutubpur, Narayanganj.
Mob: 01938-801734

20. Bhulta Branch
Hazi Abdul Haque Super Market, Bhulta, GolaKandail,
Rupgonj, Narayangonj.
Mob: 01730-313995

21. Bijoynagar Branch
180-181, Shahid Syed Nazrul Islam Shoroni,
Bijoynagar, Dhaka.
Tel: 8391562-3, Mob: 01730-703441, 01938-801692

22. Biswanath Branch
Didar Shopping Complex, Rampasha Road,
Biswanath, Sylhet. Tel: 08224-56009, 08224-56010
Mob: 01713-080234



23. Board Bazar Branch
Mansur Plaza, Board Bazar, Gazipur.
Tel: 9293433-5, Mob: 01713-060712

24. Bogra Branch
Madhu Metro Tower (2nd & 3rd Floor),
Holding# 56/64, Kazi Nazrul Islam Road, Sathmatha,
Bogra Sadar, Bogra-5800.
Tel: 051-69820, 051-69830, Mob: 01713-201690

25. Borolekha Branch
Hazi Moshud Ali Trade Centre,
Vill-Baroigram (Borolekha Bazar),
P.S.: Borolekha, Dist: Moulvibazar.
Tel: 08622-56702-04, Mob: 01938-801634

26. Brahmanbaria Branch
F.C. Tower, Holding# 1018,
Court Road (Kalaisreepara), Brahmanbaria
Tel: 0851-63284, Mob: 01938-801650

27. Chandpur Branch
Hakim Plaza, 2nd floor,
248, Shahid Muktijoddha Road, Chandpur.
Tel: 0841-66595-7, Mob: 01938-801714

28. Chapai Nawabganj Branch
Holding# 04 (2nd floor), Puraton Bazar,
Godagari Road, Chapai Nawabganj.
Tel: 0781-52699(m), 0781-52697(D/M), 0781-52698 (cash)
Mob: 01938-801715

29. Chhatak Branch
Mehetaj Shopping City, 82, Girls' School Road,
Chhatak, Sunamganj.
Tel: 08723-56356, 08723-56446, 08723-56439,
Mob: 01713-481707

30. Chittagong EPZ Branch
Islam Mansion, Airport Road,
South Halishahar, Bondor, Chittagong,
Tel: 031-741421-2, Mob:01730-703435

31. Chokoria Branch
M. M. Hossain Market,862, Main Road,
Chokoria, Cox's Bazar. Tel: 034-2256415, 034-2256416
Mob: 01938-801664

32. Chowmuhani Branch
NSS Bhaban, Feni Road,
Chowmuhani, Begumganj, Noakhali.
Tel: 0321-53632-3, Mob: 01730-077785

33. Chuadanga Branch
Anawar Tower, Holding# 0634, Ferighat Road,
Ward# 04, Chuadanga.
Tel: 0761-81131-2, Mob: 01988-03288

34. Comilla Branch
32/30, Bandi Shahi Market,
Chawk Bazar, Comilla.
Tel: 081-61011, Mob: 01713-431444

35. Companiganj Branch
871 (1st & 2nd floor), Nabinagar Road, Companiganj,
Muradnagar, Comilla. Mob: 01938-801717

36. Cox's Bazar Branch
M. Rahman City Centre, Holding# 465,
Road# 01, Main Road,
Cox's Bazar Sadar, Cox's Bazar.
Tel: 0341-51146-7, Mob: 01713-257364

37. Dagonbhuiyan Branch
Sultan Tower, Zero Point,
Dagonbhuiyan, Feni.
Tel:03323-79397-8, Mob: 01730-351786
Fax: 03323-79425

38. Dakshinkhan SME / Agriculture Branch
83, Rajob Ali Super Market (1st Floor),
Dakshinkhan Bazar, Dakshinkhan, Dhaka.
Tel: 8999669-71, Mob:01730-317194

39. Dania Branch
Ayesha Mosharaf Shopping Complex (2nd & 3rd Floor),
Dania, Shyampur, Dhaka 1236.
Tel: 7552400, 7553095,7552501, Mob: 01713-010703, Fax:7552501

40. Dhaka EPZ Branch
Baipail Mor, Asulia,Savar, Dhaka.
Tel: 7790668, 7788254
Mob: 01713-046290,
Fax: 7789265

41. Dhanmondi Branch
House# 500A-1/A (1st Floor),
Road# 8, Dhanmondi R/A, Dhaka-1205.
Tel: 58610963, 58615661, 58611372
Mob: 01711-590289

42. Dhaka Dakshin SME / Agriculture Branch
32, Shahir Uddin Super Market,
Dhaka Dakshin, Golapganj, Sylhet.
Tel: 8227-56523, Mob: 01713-481740

43. Dinajpur Branch
Palok, Munshipara, Lilir Mor, Kotwali, Dinajpur.
Tel: 0531-63960-61, Mob: 01730-331459
Fax: 0531-63962

44. Digpait Branch
Digpait Uposhahar, Sadar,
Jamalpur.
Mob: 01938-801620

45. Dumni Branch
Dumni Bazar,
Khilkhet, Dhaka.
Mob: 01938-801704

46. Elephant Road Branch
118/3, Dr. Kudrat-E-Khuda Road (Elephant Road, Bata Signal), Dhaka – 1205. Tel: 9631875, 9675498
Mob: 01713-049306, 01938-801690, Fax: 9675498 Ext-(111)

47. Elenga Branch
Ekattur Bhaban (1st floor), Elenga Bus Stand,
Kalihati, Tangail.
Mob: 01938-801713

48. Fatikchari Branch
Nazrul Shopping Complex, College Road,
Bibirhat, Fatikchari, Chittagong.
Tel: 03022-56235-6, Mob: 01730-077780,

49. Faridpur Branch
Chawk Bazar Tower,
57-58, Chawk Bazar, Faridpur,
Tel: 0631-67080-82, Mob: 01730-703437

50. Feni Branch
Aziz Shopping Centre, 163, S.S.K. Road, Feni.
Tel: 0331-63526, 0331-74490, Mob: 01713-431443

51. Gazipur Branch
Asian Tower (2nd floor), Holding# 80, Block# J,
Bus Stand, Bazar Road, Joydebpur, Gazipur.
Tel-02-9264234, 9264260, 9264189, 9264228,
Mob: 01938-801695, Fax: 02-9264234

52. Gazipur Chowrasta Branch
Reaz Tower (1st Floor),
Gazipur Chowrasta, Gazipur.
Tel: 9262167, 9262001, 9262067
Mob: 01713-141987, 01938-801649

53. Goala Bazar Branch
Hazi Abdul Gafur & Sons Shopping Complex (1st & 2nd
Floor), South Goala Bazar, Osman Nagar, Sylhet.
Tel: 08242-56419-20, Mob: 01730-077787

54. Gobindaganj Branch
219, Rangpur -Bogra Highway, Gobindaganj, Gaibandha.
Tel: 05423-75310, 05423-75318, Mob: 01713-435864
Fax: 05423-75320

55. Gopaldi Branch
Holding# H/D-112, Ward# 06, Gopaldi,
Araihazar, Narayanganj.
Mob: 01938-803290

56. Gouripur Branch
Madona Twin Tower, Gouripur Bazar,
Gouripur, Daoudkandi, Comilla.
Mob: 01938-801680

57. Golapgonj Branch
Noor Mansion, Golapgonj
Chowmohona, Sylhet.
Tel: (08227)-756300, Mob: 01713-060998

58. Gulshan Branch
The Grand Delvistaa CES (A), Road # 113,
Old GP Center, Gulshan, Dhaka - 1212. Tel: 58812213, 9888436
Mob: 01711-590396, 01713-040865, Fax: 8826344

59. Gulshan Circle-1 Branch
Bay's 23, Gulshan Avenue (1st Floor), Plot # 6,
Block # SW (I), Gulshan Model Town, Dhaka - 1212.
Mob: 01938-801720, 01938-801726

60. Habiganj Branch
Habiganj Regency,
R.D Hall Road (Kalibari Road), Habiganj,
Tel: 0831-63153-4, Mob: 01730-703433, Fax: 0831-63152

61. Halishahar Branch
Holding No.12/A, Road# 1, Block-G, Port Connecting Road,
Halishahar Housing Estate, Chittagong.
Tel: 031-2518051-3, Mob: 01730-333630

62. Hasnabad Branch
Mofizuddin Mansion, Holding# 01, Hasnabad,
South Keraniganj, Dhaka. Mob: 01938-803296

63. Hathazari Branch
S.S. Tower (1st Floor), Court Road,
Hathazari, Chittagong.
Tel: 031-2601188,
Mob: 01711-728300

64 Hemayetpur Branch
Hazi Ashraf Shopping Complex, 1st floor,
Hemayetpur Bus Stand, Savar, Dhaka.
Tel: 027745865
Mob: 01938-801718

65. Imamgonj Branch
41, Imamgonj, Roy Ishwar Chandra Sheel Bahadur Street,
Lalbagh, Dhaka. Tel: 7341344, 7341369-70
Mob: 01713-060961, Fax: Ext:108

66. Islampur Branch
Jahangir Tower (2nd Floor & 3rd floor), 114-116, Islampur
Road, Dhaka-1100. Tel: 57395414, 57392944, 57396026
Mob: 01711-594508, 01730-726981

67. Jamalpur Branch
Jam-e Masjid Road (Tamaltala),
Jamalpur Sadar, Jamalpur.
Tel: 0981-62489, 0981-64868, Mob: 01938-801644.

68. Jhawtala SME / Agriculture Branch
Holding# 1040/2 (1st Floor), Jhawtala Main Road,
Jhawtala, Comilla. Tel: 081-68618, 081-68588,
Mobile: 01713-481725, Fax: 081-68594

69. Jessore Branch
11/A, R.N. Road, Kotwali, Jessore.
Tel: 0421-68314-5
Mob: 01713-431347.

70. Jhenaidah Branch
M. N. Super Market (1st floor), 19, Sher-e-Bangla Sarak,
Jhenaidah Sadar, Jhenaidah. Tel: 0451-63641-2
Mob: 01938-801694, FAX : 0451-63643

71. Joypara Branch
Monowara Mansion, Joypara Bazar,
Dohar, Dhaka. Tel: 02-7768169, Mob:01713-201877

72. Joypurhat Branch
Ansar Ali Complex (Gr. Floor), Sadar Road, Joypurhat.
Mob: 01938-803285

73. Jubilee Road Branch
Kader Tower (2nd Floor), Tinpool, 128, Jubilee Road,
Kotwali, Chittagong.
Tel: 031-2854491-3, Mob: 01713-257361

74. Kadamtali Branch
Rahat Centre(1st Floor), 295, D.T. Road,
Kadamtali, Chittagong.
Tel: 031-2514116, 031-2514130, Mob: 01713-257362

75. Kalampur Branch
Kalampur Bazar, Dhamrai, Dhaka-1351.
Mob: 01938-801703

76. Kaliganj Branch
Gouro Bhabon (1st floor), 220, Kaligonj Bazar,
Kaligonj, Gazipur.
Mob: 01938-801712

77. Kanchpur Branch
96, Sonargaon Mega Complex (1st floor), Kanchpur,
Sonargaon, Narayanganj.
Mob: 01938-803283

78. Kapasia Branch
Mollah Manson, Kapasia Bazar,
Kapasia, Gazipur.
Mob: 01938-801711

79. Kashinathpur Branch
New Alahi Super Market, Kashinathpur Bazar,
Kashinarhpur, Sathia, Pabna.
Mob: 01938-801702

80. Kawran Bazar Branch
BDBL Bhaban (2nd Floor),
12, Kawran Bazar, Dhaka-1215. Tel: 58155506, 58155508
Mob: 01711-590395, 01711-431524, Fax:58155522

81. Keraniganj Branch
Jahanara Plaza, Dakpara, Zinzira, Keraniganj, Dhaka.
Tel: 7763994-6, Mob: 01938-801615, Fax: 7763997

82. Khatunganj Branch
Alam Business Center (1st & 2nd floor),
254, Khatungonj, Chittagong.
Tel: 031-2856781-3, 031-2866691-2, Mob: 01730-088882

83. Khulna Branch
R. Amin Trade Center, 17, KDA Avenue, Khulna.
Tel: 041-813782-3,
Mob: 01713-400582

84. Konabari Branch
143/144 BSCIC Industrial Area, Konabari, Gazipur.
Tel: 9298841-3, Mob: 01730-077784,

85. Kishoreganj Branch
Nirala Shopping Complex, 742, Ishakhan Road,
Kishorejonj. Tel: 0941-61390-1, Mob: 01938-801699

86. Kurigram Branch
Ganir Uddin Super Market, 1st floor, Holding# 25,
Ghoshpara, Bazar Road, Kurigram.
Mob: 01938-801732

87. Kushtia Branch
Monir Tower, 298 (old 164) N.S. Road, Barobazar, Kushtia.
Tel: 071-71729, 071-71730,
Mob: 01730-333634

88. Laksham Branch
Khair Mansion, Holding# 894, Laksham Bazar,
Laksham, Comilla. Tel: 08032-51031-2, Mob: 01938-801647

89. Local Office
1, Dilkusha C/A, Dhaka-1000.
Tel: 9568539, 9559291, 9557846, 9552831
Mob: 01730-031823, 01711-566271

90. Lohagara Branch
Mostafa City (1st Floor), Lohagara Sadar,
Lohagara, Chittagong,
Tel: 03034-56342, Mob: 01730-024090

91. Laxmipur Branch
Ali Plaza, 1126, 1127 Godown Road (Old Khaddogudam
Road), Laxmipur.
Tel: 0381-62429, 62409, Mob: 01938-801646

92. Madaripur Branch
Melbourne Plaza, Holding# 1055/A,
Puran Bazar, Madaripur.
Tel: 0661-62005, 0661-62006, 0661-61873, Mob: 01713-248799

93. Maijdee Court Branch
Rahman Center (1st floor), Town Hall More,
Main Road, Maijdee Court, Noakhali.
Tel: 032171043, 032171047, Mob: 01938-803284

94. Manda Branch
145 North Manda (Main Road), Mugda, Dhaka-1214.
Tel: 02-7274429-31, Mob: 01938-801675

95. Manikgonj Branch
Shandhani Plaza (1st Floor), 69/1, Shahid Rafiq
Sarak,Manikgonj.
Tel: 7720020, 7720149, Mob: 01730-024094

96. Masterbari Branch
RH Complex (1st Floor), Masterbari,
Valuka, Mymensingh.
Mob: 01938-803295

97. Matuail Branch
Meghna Plaza, 11, Konapara, Main Road,
Paradogar Matuail, Dhaka. Tel: 7550640, 7550644,
Mob: 01938-801614, Fax: 77550642

98. Mawna Branch
Hazi Amir Complex (1st & 2nd Floor), Mawna Chowrasta,
Sreepur Road, Sreepur, Gazipur-1740.
Mob: 01938-801651

99. Meghula Bazar SME / Agriculture Branch
Morol Market, Meghula Bazar,
Dohar, Dhaka.
Mob: 01713-481708

100. Mirer Bazar Branch
Fouzia Sarker Commercial Complex (2nd floor)
Kamargaon, Mirer Bazar, Pubail, Gazipur.
Mob: 01938-801654

101. Mirpur Branch
8, Darus Salam Road, Mirpur-1, Dhaka-1216.
Tel: 9016841, 9016843
Mob: 01711-593280, Fax: 9030533

102. Mirpur Circle-10 Branch
Central Plaza (1st & 3rd Floor),
231 Senpara, Parbota Mirpur -10, Dhaka -1216.
Tel: 9015957, 9015975, 9015966, Mob: 01713-247410

103. Mirzapur Branch
Ashkabar Biponi Bitan (1st Floor),
Mirzapur Bus Stand, Mirzapur, Tangail.
Tel: 09229-56226-7,
Mob: 01713-257363, 01938-801652

104. Modonpur Branch
Ekota Shomobay Super Market (2nd Floor),
Modonpur, Bondor, Narayanganj.
Mob: 01938-803289

105. Mohammadpur Branch
75/C, Asad Avenue, Mohammadpur, Dhaka.
Mob: 01938-803294

106. Mohakhali Branch
35, Bir Uttam A. K. Khandaker Road, Hotel Zakaria
International (1st Floor), Mohakhali C/A Dhaka.
Tel: 9891317, 9861939, Mob: 01711-593278, 01938-801608

107. Monhordi Branch
Lake City, 8/1, Monohardi, Narsingdi.
Tel: 9445077, 9445377,
Mob: 01938-801701

108. Motijheel Foreign Exchange Branch
Zerin Mansion, 55, Motijheel C/A, Dhaka-1000.
Tel: 9550769, 9570829
Mob: 01711-535664, 01711-543501
Fax: 9550504

109. Moulvibazar Branch
Sonour Complex, M.Saifur Rahman Road,
Paschim Bazar, Moulvibazar.
Tel: 0861-62850-51, Mob: 01713-201879

110. Munshiganj Branch
67/6, Dewan Plaza, Sadar Road, Munshiganj.
Tel: 7620077, 7620099,
Mob: 01730-703431

111. Muradpur Branch
Al-Kabir Tower (1st floor)
Muradpur, Panchlish, Chittagong.
Tel: 656011-3, Mob: 01713-060994

112. Mymensingh Branch
Mamatashi Emporium
8 & 12 GKMC Saha Road, Choto Bazar, Mymensingh.
Tel: 091-52081, 091-52082, Mob: 01730-088883

113. Nababpur Branch
165, Nababpur Road, Dhaka-1000.
Tel: 9582872, 47111504, 9583285
Mob: 01711-541738, 01713-043691

114. Narayangonj Branch
45, S.M. Maleh Road, Tanbazar, Narayangonj-1400.
Tel: 7643828, 7631134, 7643088, 764052
Mob: 01713-032551, 017118-80080

115. Naogaon Branch
Ananda Bazar Shopping Complex, Bridge More,
Main Road, Naogaon.
Tel: 0741-81166, 0741-81167
Mob: 01938-801645, Fax: 0741-81176

116. Narayangonj BSCIC Branch
Plot# A - 55, Block# A, BSCIC Hosiery Industrial Area,
Shasongaon, Enayetnagar, Fatullah, Narayangonj.
Tel: 7671609-11, Mob: 01730-313997

117. Narsingdi Branch
217, Deshprio Road, Ward# 4, Narsingdi Sadar, Narsingdi.
Tel: 9464460, 9464470, 9464466, Mob: 01713-481704

118. Netrokona Branch
0337, Chitra Medical Hall, (1st & 2nd floor),
Choto Bazar, Netrakona.
Tel: 0951-61698, 0951-61676, 0951-62171, Mob: 01938-801716

119. Naya Bazar Branch
Arzoo Mansion, 55/3, Banshi Charan Sen Podder Street
(English Road-Tanti Bazar Square), Dhaka.
Tel: 7394659, 57395523, 57394654, Mob: 01713-141986

120. Netaigonj Branch
21, R. K. Das Road,
Netaigonj, Narayangonj.
Tel: 7646099, 7648920
Mob: 01713-060713



121. O. R. Nizam Road Branch
IPL, Atlanta Trade Center, 788/864,
O.R. Nizam Road, Golpahar Circle, Chittagong.
Tel: 321-2855936-38
Mob: 01713-107249, Fax: 2855939

122. Pabna Branch
205, Haque Super Market, Abdul Hamid Road, Pabna.
Tel: 0731-64478, 0731-63246
Mob: 01730-333635

123. Pagla Branch
Al-Haz Afsar Karim Bhaban, Pagla,
Fatullah, Narayanganj. Tel: 02-7696683-4, 02-7696239
Mob: 01938-801640, 01938-801697

124. Pallabi Branch
Northern Khan Heights, Plot# 34, Main Road# 03,
Block-D, Section# 11, Pallabi, Mirpur, Dhaka-1216.
Tel: 9013444, 9013446, Mob: 01938-801643, Fax: 9013445

125. Panchagarh Branch
Anwar Plaza,Holdin# 19, Tetulia Road, Panchagarh.
Tel: 0568-62401, 0568-61210
Mob: 01938-801663

126. Patherhat Branch
Bharateswari Plaza (1st floor),
Noapara, Raozan, Chittagong.
Tel:031-671620, 031-671610
Mob: 01711-728339, 01730-726984

127. Panthapath Branch
ENA Shakur Emarat (1st Floor),
19/3, West Panthapath, Dhaka.
Mob: 01938-803291, Tel: 9128325

128. Patuakhali Branch
Holding# 11, S.S. Tower, Sadar Road, Patuakhali.
Tel: 044165194, 044165195, Mob: 01938-801658

129. Pirojpur Branch
Shamsunnahar Tower (2nd floor), Holding# 125,
Shahid Omor Faruque Road (Sadar Road), Pirojpur.
Tel: 0461-63113-4, Mob: 01938-801733

130. Progoti Shoroni Branch
Azhar Comfort Complex (1st floor), Ga-130/A, Progoti
Shoroni, Middle Badda, Dhaka-1212.
Tel: 8834220, 8833976, 8816800, Mob: 01730-703440

131. Rajbari Branch
Miah Tower (1st floor), Holding# 242-244,
College Road, Rajbari Bazar, Rajbari.
Tel: 0641-65800, 0641-65811, Mob: 01938-803292

132. Rajshahi Branch
317, Rajshahi Association Bhavan (1st Floor), Alokar Mor,
Ps: Boalia, Dist: Rajshahi.
Tel: 0721-821593-94, Mob: 01713-455551

133. Rampura Branch
2/1, East Rampura, DIT Road,
Rampura, Dhaka.
Tel: 9356453-54, 9356200
Mob: 01730-317188, 01730-317196

134. Rangpur Branch
Azahar Plaza, Nababganj Bazar,
Dewanbari Road, Rangpur.
Tel:0521-67426-7, 0521-67406, Mob: 01713-431319

135. Raozan SME / Agriculture Branch
256, Hazi Ahsan Ullah Mansion,
Thana Road, Fakirhat, Raozan, Chittagong.
Tel: 03026-56258, Mob: 01713-481710

136. Ring Road Branch
Baitul Aman Tower (2nd Floor), 840-41, Ring Road,
Adabar, Dhaka. Tel: 9137158, 9129290, 8155256
Mob: 01730-024096, 01938-801607

137. Ruhitpur Branch
Khokon Tower (1st & 2nd floor), Ruhitpur Boarding
Market, Keraniganj, Dhaka.
Tel: 7766772, 7766773, Mob: 01938-801657

138. Saidpur Branch
Bismillah Market, 1st & 2nd floor, Shahid Dr. Zikrul Haque
Road, Saidpur.
Tel: 05526-73130-1, 05526-73133
Mob: 01713-431337

139. Satkhira Branch
Meherun Plaza, Boro Bazar Road, Satkhira.
Tel: 0471-65799, 0471-65801
Mob: 01713-186891

140. Satmasjid Road Branch
House# 47, Road# 9/A, Dhanmondi R/A, Dhaka.
Tel: 8191144, 8191162, 8191750, Mob: 01713-481709, 01938-801632

141. Savar Bazar Branch
Amin Tower (2nd floor) 44-A, Savar Bazar Road,
Savar, Dhaka-1340.
Tel: 7741522-23, Mob: 01713-141985

142. Shahjalal Uposhahar Branch
Syed Plaza, 1st floor (Level-2), Multiplan Shahjalal City,
Main Road, Shahjalal Uposhohor, Sylhet.
Tel: 0821-721882, 0821-721553, Mob: 01730-703439, Fax: 0821-711861

143. Shahzadpur Branch
Nur Super Market, Monirumpur Bazar,
Shahzadpur, Sirajganj.
Tel: 07527-64001, 07527-64003, Mob: 01713-481701

144. Shantinagar Branch
Green Peace, 41, Chamelibagh, Shantinagar, Dhaka-1217.
Tel: 9335963, 9337063, 9336178
Mob: 01711-541792, 01730-726986

145. Shafipur SME / Agriculture Branch
A-62, Hazi Osman Market,
Shafipur, Kaliakoir, Gazipur.
Tel: 02-49271210-2, Mob: 01730-317192

146. Shimrail Branch
Plot# 218, Haji Ibrahim Khalil Shopping Complex,
Shimrail, Siddergonj, Narayangonj.
Tel: 7691072, 7693465, Mob: 01713-047804

147. Singair Branch
Bahadur Mollah Super Market, (1st floor), Singair Bazar Road (Shahid Rafiq Sharani),
Singair, Manikganj.
Mob: 01938-801730

148. Sirajganj Branch
Apurupa Plaza, 199, S. S. Road, Ward# 03,
Sirajgonj Sadar, Sirajgonj.
Tel: 0751-62711, 0751-62731-2
Mob: 01938-801700

149. Sonagazi Branch
Chakladar Market, 8, Thana Road,
Sonagazi, Feni.
Tel: 03325-76581-2, Mob: 01730-077786

150. Sonargoan Branch
Ambia Plaza, Mograpara Chowrasta,
Sonargoan, Narayangonj.
Tel: 7656339, 7656076, Mob: 01938-801679

151. Sreemangal Branch
Afzal Plaza, Moulivibazar Road,
Sremongal, Moulivibazar.
Tel: 08626-72078-79
Mob: 01730-333632, Fax: 08626-72080

152. Sunamgonj Branch
Old Bus Stand, Major Iqbal Road, Sunamganj.
Tel: 0871-61219, 0871-61262
Mob: 01938-801639, Fax: 0871-61263

153. Sylhet Branch
358, East Zinda Bazar, Sylhet-3100.
Tel: 0821-712637, 0821-712623, 0821-712653
Mob: 01711-923159

154. Sylhet Gobindaganj SME / Agriculture Branch
Relation Tower, Gobindagonj Point,
Gobindagonj Notun Bazar, Chhatak, Sunamgonj.
Tel: 0871-31023, 0871-31024, Mob: 01713-481748

155. Tangail Branch
Tangail Tower, Main Road, Tangail Sadar, Tangail.
Tel: 0921-51443, 0921-61307
Mob: 01730-703442, Fax: 0921-62643

156. Tejgaon Branch
315/B, Tejgaon I/A (1st floor), Nabisco Bus Stand (adjacent Agrani Bank), Dhaka.
Tel: 9830045-7, Mob: 01938-801693, 01938-803282

157. Thakurgaon Branch
Talukder Plaza (1st Floor), 1306, Shahid mohammad Ali Road, Thakurgaon Sadar, Thakurgaon.
Mob: 01938-801731

158. Tongi Branch
Razzak Plaza, 8/2, Anarkoli Roard, Tongi Bazar,
Tongi, Gazipur.
Tel: 9816801-03
Mob: 01730-317190

159. Uttara Branch
Plot# 07, Road# 07, Sector# 04, Uttara R/A,
Uttara, Dhaka.
Tel: 58954739, 58954206
Mob: 01711-593449, Fax: 58952004

160. Uttara Sonargaon Janopad Branch
House# 02, Sonargaon Janopad,
Sector# 11, Uttara, Dhaka.
Tel: 8991718-9, 8991597, Mob: 01938-801619

161. Uttarkhan Branch
Kazi Tower, Masterpara Bazar,
Uttarkhan, Dhaka-1230.
Tel: 7914090, 7914091, Mob: 01938-801655

162. Vatara Branch
Shahida Plaza, House# 4261, Ferazitola, Solmaid,
Vatara, Bashundhara,Badda, Dhaka.
Tel: 8432760-63, 8432767,
Mob: 01938-801642

163. Velanagar Branch
Khadija Mension (1st & 2nd floor), Dhaka-Sylhet Highway, Velanagar, Chinishpur, Narsingdi.
Mob: 01938-803286

164. Wari Branch
S.B.A.L. Sahadat Bilash, 25, Rankin Street, Wari, Dhaka.
Tel: 02-9589158, 9532086-7
Mob: 01938-801678, Fax: 02-9573445

165. Zirabo Branch
Araf Super Market,(1st floor),
Zirabo Bus Stand, Savar, Dhaka.
Mob: 01938-801719



FORWARD LOOKING STATEMENTS

This annual report contains forward looking statements which are based on assumptions, estimates, believes and future expectations. Forward looking statements may include but not limited to future plan, performance, growth of business, profitability and cash flow of the Bank which are subject to known and unknown risks, as a result, actual performance or results may be adverse or materially differ from original plan, assumptions, estimate or expectations expressed or implied in forward looking statements. Therefore, undue reliance should not be placed on such forward looking statements for making any decisions, transactions or investments with the Bank.

Actual results may materially differ from those implied or expressed in forward looking statements for a number of factors which may include but not limited to the following:

- Changes in local and international political, economic, business and financial conditions including changes in fiscal, monetary and trade policies;
- Changes in local and international financial and capital markets, interest rates, forex rates, commodity prices;
- Changes in confidence of customers, consumers, investors, depositors and borrowers;
- Changes in consumer behavior and technology;
- Changes in local and international legal and regulatory framework;
- Changes in market structure and competitive condition; and
- Unforeseen natural disasters.

The Bank does not guarantee in any way that the expressions made or implied in forward looking statements would be materialized. The Bank does not also take any responsibility to update, modify or revise any forward looking statement contained in this annual report irrespective of whether those are changed by any new events, information or future development or by any other factors.

AMARSTOCK

LIST OF ABBREVIATIONS

ADB	Asian Development Bank
ADP	Annual Development Program
ALCO	Asset-Liability Management Committee
ATA	Anti- Terrorism Act
ATM	Automated Teller Machine
BACPS	Bangladesh Automated Cheque Processing System
BAS	Bangladesh Accounting Standards
BB	Bangladesh Bank
BBTA	Bangladesh Bank Training Academy
BDT	Bangladesh Taka
BEFTN	Bangladesh Electronic Fund Transfer Network
BFIU	Bangladesh Financial Intelligence Unit
BFRS	Bangladesh Financial Reporting Standards
BIBM	Bangladesh Institute of Bank Management
BRPD	Banking Regulation and Policy Department
BSA	Bangladesh Standards on Auditing
BSEC	Bangladesh Securities and Exchange Commission
BSP	Bangladesh Sanchaya Patra
CAMLCO	Chief Anti Money Laundering Compliance Officer
CAMELS	Capital Adequacy, Asset Quality Management, Earnings, Liquidity and Sensitivity to Market Risk
CAR	Capital Adequacy Ratio
CD	Current Deposits
CDS	Central Depository System
CEO	Chief Executive Officer
CFO	Chief Financial Officer
CIB	Credit Information Bureau
CRO	Chief Risk Officer
CNG	Compressed Natural Gas
CPI	Consumer Price Index
CRAB	Credit Rating Agency of Bangladesh Limited
CRISL	Credit Rating Information and Services Limited
CRR	Cash Reserve Requirement
CSR	Corporate Social Responsibility
CTR	Cash Transaction Report
DBBL	Dutch-Bangla Bank Limited
DBBF	Dutch-Bangla Bank Foundation
DEG	German Investment and Development Company
DOS	Department of Off-site Supervision
DRS	Disaster Recovery Site
DSE	Dhaka Stock Exchange Limited
ECAI	External Credit Assessment Institution
ECB	European Central Bank
ECRL	Emerging Credit Rating Limited
EDF	Export Development Fund
EFT	Electronic Fund Transfer
EGBMP	Enterprise Growth and Bank Modernization Programme
EMI	Equal Monthly Installment
EMV	EuroPay, MasterCard and VISA
EPS	Earnings Per Share
EPZ	Export Processing Zone
ETP	Effluent Treatment Plant
EU	European Union
EVA	Economic Value Added
FCB	Foreign Commercial Bank
FDI	Foreign Direct Investment
FY	Financial Year (July-June)
FMO	Netherlands Development Finance Company
FT	First Track
GDP	Gross Domestic Product
GFSR	Global Financial Stability Report
GOB	Government of Bangladesh
HFT	Held for Trading
HR	Human Resources
HTM	Held to Maturity
IAS	International Accounting Standards
IBP	Inland Bills Purchased
ICAB	Institute of Chartered Accountants of Bangladesh
IC&CD	Internal Control & Compliance Division
ICC	Internal Control & Compliance Risk
ICB	Investment Corporation of Bangladesh
ICMAB	Institute of Cost & Management Accountants of Bangladesh
ICT	Information & Communication Technology
IDA	International Development Agency
IFRS	International Financial Reporting Standards
IMF	International Monetary Fund
IPFF	Investment Promotion and Financing Facility
IPO	Initial Public Offering
IT	Information Technology
L/C	Letter of Credit
LIBOR	London Inter-Bank Offering Rates
LIC	Low Income Country
MBS	Mobile Banking Services
MCR	Minimum Capital Requirement
MICR	Magnetic Ink Character Recognition
MLPA	Money Laundering Prevention Act
MTMF	Medium Term Macroeconomic Framework
MVA	Market Value Added
NAV	Net Asset Value
NPL	Non-Performing Loan
OBU	Off-Shore Banking Unit
PEP	Politically Exposed Persons
POS	Point of Sales
PRSP	Poverty Reduction Strategy Paper
PSP	Pratirakha Sanchaya Patra
KYC	Know Your Customer
RBCA	Risk Based Capital Adequacy
REPO	Repurchase Agreement
RBIA	Risk Based Internal Audit
RMG	Readymade Garments
RMU	Risk Management Unit
RMP	Risk Management Paper
RMD	Risk Management Division
ROA	Return on Asset
ROE	Return on Equity
ROI	Return on Investment
RPGCL	Rupantarita Prakritik Gas Company Limited
RWA	Risk Weighted Assets
SCB	State-owned Commercial Bank
SLR	Statutory Liquidity Ratio
SMA	Special Mention Account
SOE	State Owned Enterprise
SMS	Short Message Service
SME	Small and Medium Enterprise
SND	Special Notice Deposit
SRP	Supervisory Review Process
SREP	Supervisory Review Evaluation Process
STR	Suspicious Transaction Report
TOR	Terms of Reference
UAE	United Arab Emirates
USA	United States of America
UCP	Uniform Customs and Practice
US $, USD	US Dollar
VAT	Value Added Tax
WEO	World Economic Outlook
WTO	World Trade Organization
WEF	Women Entrepreneur Fund
WDV	Written Down Value

Dutch-Bangla Bank Limited

Registered Office: Sena Kalyan Bhaban
195, Motijheel Commercial Area, Dhaka-1000, Bangladesh

PROXY FORM

I/We _____

of _____

being a Member of Dutch-Bangla Bank Limited do hereby appoint

Mr./Ms. _____

of _____

or (failing him/her) Mr./Ms. _____

of _____

as my/our proxy, to attend and vote on my/our behalf at the 21st Annual General Meeting (AGM) of the Company to be held on Thursday, March 30, 2017 at 10.00 A.M. at 'Convention Hall (ground floor)' of Senamalancha, Dhaka Cantonment, Dhaka, Bangladesh and at any adjournment thereof or at any ballot to be taken in consequence thereof.

Signed this _____ day of March 2017

_____
Signature of Member

_____
Signature of Proxy

Revenue Stamp Tk. 20.00

Folio / BOID No. : _____

No. of Shares : _____

N.B.:

(1) This form of Proxy duly completed and must be deposited at least 72 hours before the AGM at the Company's Registered Office. Proxy is invalid if not signed and stamped as indicated above.
(2) Signature of the Member shall agree with the specimen signature registered with the Company.

Dutch-Bangla Bank Limited

Registered Office: Sena Kalyan Bhaban
195, Motijheel Commercial Area, Dhaka-1000, Bangladesh

ATTENDANCE SLIP

I hereby record my attendance at the 21st Annual General Meeting (AGM) of the Company being held on Thursday, March 30, 2017 at 10.00 A.M. at 'Convention Hall (ground floor)' of Senamalancha, Dhaka Cantonment, Dhaka, Bangladesh.

Name of Member																
Folio / BOID No.																
Name of Proxy (if any)																

Dated: March 30, 2017

Signature: _____

N.B.:

Members attending the meeting in person or by proxy are requested to complete the attendance slip and deposit the same at the entrance of the meeting hall.


AMAR STOCK


AMAR STOCK



Any time
Anywhere

AMARBOI.COM

Dutch-Bangla Bank Limited

YOUR TRUSTED PARTNER

Head Office
Sena Kalyan Bhaban (3rd floor), 195, Motijheel Commercial Area
Dhaka-1000, Bangladesh. Tel: (8802) 9574196-8, Fax: (8802) 9561889
E-mail: contact@dutchbanglabank.com, Website: www.dutchbanglabank.com