
Annual Report 2017
Dutch-Bangla Bank Limited
Your Trusted Partner


AMAR STOCK

Annual Report 2017



Dutch-Bangla Bank Limited

YOUR TRUSTED PARTNER

AMAR STOCK


AMAR STOCK





Partial view of attendance of the Hon'ble Shareholders and Members of the Board of Directors at 21st AGM.

NOTICE OF THE 22nd ANNUAL GENERAL MEETING

Notice is hereby given that the 22nd Annual General Meeting (AGM) of the Hon'ble Members of Dutch-Bangla Bank Limited (the Bank / the Company) will be held on Thursday, March 29, 2018 at 10:00 A.M. at 'Ballroom' of Pan Pacific Sonargaon Hotel, Dhaka-1215, Bangladesh to transact the following business:

Agenda

01. To receive, consider and adopt the Audited Financial Statements of the Company with Auditors' Report thereon and the Directors' Report for the year ended December 31, 2017.
02. To declare dividend for the year 2017.
03. To elect Directors.
04. To appoint Auditors for the year 2018 and fix up their remuneration.

By order of the Board

Mohammed Mesbahul Alam
Company Secretary
Dated: Dhaka, March 15, 2018

NOTES

i. The 'Record Date' for the purpose was Wednesday, March 14, 2018.

ii. The Members' whose names appeared on the 'Record Date' in the Member / Depository Register of the Company are eligible to attend the meeting and entitled to dividend.

iii. Hon'ble Members were requested to submit their written option to the Company regarding the way of receiving their dividend within March 19, 2018, otherwise, the dividend will be paid through BEFTN or any other mode as may be deemed appropriate by the Company.

iv. A Member eligible to attend and vote at the Annual General Meeting may appoint a proxy to attend and vote on his / her behalf. Proxy Form must be affixed with revenue stamp of Taka 20.00 and submitted to the Registered Office of the Company not later than 72 hours before the time fixed for the Annual General Meeting.

v. The election of Directors of the Company will be dealt with as per rules and regulations in force.

vi. The existing auditors, M/s. A. Qasem & Co., Chartered Accountants will retire and as per rule, they are eligible for re-appointment.

vii. Annual Report, among others, including the Directors' Report and audited Financial Statements of the Bank for the year ended 31st December 2017 will be available at the Bank's Website (www. dutchbanglabank.com) before the date of AGM.

viii. Hon'ble Members were requested to update their mailing address with cell No., bank account No., branch routing No., signature and other related information in their BOID number maintained with DP before the 'Record Date'.

ix. Hon'ble Members were requested to provide their e-TIN to their Depository Participants (for BOID number holders) and share department of the Bank (for Folio number holders) before the 'Record Date' with a view to update their records, failing which, income tax at source will be deducted from Cash Dividend @ 15% (fifteen percent) instead of @ 10% (ten percent) (for individual) as per income tax rules in force.

x. Depository Participants (DP) / Stock Brokers were requested to send the list of Margin Account Holders, if any, within March 20, 2018 to the Company, otherwise, the dividend will be paid to Hon'ble Members bank account whose names would appear on the 'Record Date'.

xi. No gift or benefit in cash or kind shall be paid / offered to the Hon'ble Members in the 22nd AGM of the Bank as per BSEC Circular and listing regulations of Stock Exchanges.

Vision

Dutch-Bangla Bank dreams of better Bangladesh, where arts and letters, sports and athletics, music and entertainment, science and education, health and hygiene, clean and pollution free environment and above all a society based on morality and ethics make all our lives worth living. DBBL's essence and ethos rest on a cosmos of creativity and the marvel-magic of a charmed life that abounds with spirit of life and adventures that contributes towards human development.


AMAR STOCK

Mission

Dutch-Bangla Bank engineers enterprise and creativity in business and industry with a commitment to social cause. “Profits alone” do not hold a central focus in the Bank’s operation; because “man does not live by bread and butter alone”.


AMAR STOCK

Core objectives

Dutch-Bangla Bank believes in its uncompromising commitment to fulfill its customer needs and satisfaction and to become their first choice in banking. Taking cue from its pool of esteemed clientele, Dutch-Bangla Bank intends to pave the way for a new era in banking that upholds and epitomizes its vaunted marques "Your Trusted Partner".


AMAR STOCK



CONTENTS

notice of the 22nd annual general meeting	4
vision	5
mission	7
core objectives	9
the board and its committees	12
chairman's foreword	13
from the desk of the managing director & CEO	17
stakeholders' information	21
segments analysis	36
sustainability report	39
corporate governance	55
status of compliance with the conditions imposed by BSEC on corporate governance	61
report of the audit committee of the board	72
certificate of managing director & CEO and chief financial officer (CFO) to the board	74
certificate on compliance status of corporate governance guidelines of BSEC	75
risk management	77
disclosures on risk based capital (Basel III)	107
banking automation	139
financial inclusion	163
awards	185
agreements signed	191
events	195
retail banking, school banking & VIP banking	201
SME finance	213
agricultural credit	219
green banking	229
social cause	237
economy and financial market	303
some of the projects financed by DBBL	323
directors' report	337
directors' responsibility for internal control and financial reporting	364
auditors' report	365
financial statements	369
off-shore banking unit	441
top management of DBBL	453
DBBL branches	454
forward looking statements	462
list of abbreviations	463
proxy form	465

AMARSTOCK

THE BOARD & ITS COMMITTEES

The Board

Chairman

Mr. Sayem Ahmed

Directors

Mr. Abedur Rashid Khan	: Sponsor Director
Mr. Bernhard Frey	: Nominee of Ecotrim Hong Kong Limited
Mr. Md. Fakhrul Islam	: Elected from General Public Shareholders' Group
Mr. Md. Nazim Uddin Bhuiyan, FCMA	: Independent Director
Mr. Mohd. Khorshed Alam	: Independent Director
Mr. Abul Kashem Md. Shirin	: Ex-officio Director (Managing Director & CEO)

The Committees of the Board

1. Executive Committee

Mr. Abedur Rashid Khan	: Chairman
Mr. Sayem Ahmed	: Member
Mr. Abul Kashem Md. Shirin	: Member

2. Audit Committee

Mr. Md. Nazim Uddin Bhuiyan, FCMA	: Chairman
Mr. Md. Fakhrul Islam	: Member
Mr. Mohd. Khorshed Alam	: Member

3. Risk Management Committee

Mr. Abedur Rashid Khan	: Chairman
Mr. Sayem Ahmed	: Member
Mr. Md. Nazim Uddin Bhuiyan, FCMA	: Member

Founder, Dutch-Bangla Bank & Chairman, Dutch-Bangla Bank Foundation

Mr. M. Sahabuddin Ahmed

AMAR STOCK



CHAIRMAN'S FOREWORD

Bismillahir Rahmanir Rahim

Dear Shareholders

Assalamu Alaikum

It is a great pleasure and honor to welcome everyone at the 22nd Annual General Meeting of the shareholders/ members of Dutch-Bangla Bank Limited. On behalf of the Board of Directors and from myself, I would like to express my sincere gratitude to all of you for your active support and cooperation with which it has been possible for us to take our Bank to where it is now. It is your kind patronage and relentless support that have always resulted in continued success for the Bank.

In its 22 years of existence, Dutch-Bangla Bank has transformed the banking landscape of Bangladesh with its innovation and integrity that has garnered the trust of the people and this country. The Bank continues to grow with the values that were established since it's founding for a bigger and better future.

Business Environment

The Bangladesh economy registered 7.3% GDP growth in FY 2017 against GDP growth of 7.1% in FY 2016. In absence of high agricultural growth, the 7.3% GDP growth was mainly due to the industry and services sectors. The industry sector grew by 10.2%, followed by service sectors (6.7%) while the agriculture sector grew by 3.0%. Out of the overall GDP growth, the service sector appeared to occupy the largest share followed by industry and agriculture sector. This is a positive sign for the country and banking prospects, as growth in services and industry sectors are regarded as very strong indicators for economic potential.

Bangladesh Bank pursued a cautious but growth friendly monetary policy stance for FY 2017. The objective of the monetary policy was to attain the target growth as well as to maintain price and macroeconomic stability. Dutch-Bangla Bank was heavily involved in inclusive and environmentally sustainable financing of economic activities.

As the economic growth for the year 2017 was higher than expected as consumption picked-up in response to rising income and as public investment strengthened. Inflation was lower than projected. It is also anticipated that inflation will be lower as infrastructure development is growing and domestic revenue mobilization remains a priority. Indicators point to a very prosperous 2018.

Global economic development growth was of 8.0%, the highest we have seen since 2011. This contributed to our export and remittance growth which ultimately contributed to our country's private investment growth estimates of 7.3%. Year 2017 indicates that the year 2018 will continue to be a year of positive growth in all areas of the economy.

In 2015, Bangladesh reached the lower middle-income country status, and expects to reach upper middle-income country status by 2030 or earlier. The government's focus on easing infrastructure bottlenecks and improving business climate will support potential growth and medium term growth performance. The government's prudent fiscal policy, accompanied by the Bangladesh Bank's monetary policy and effective supervision are expected to support macro-financial stability.

From a macro perspective, domestic demand growth is expected to remain robust over the near and medium-term reflecting in demographics, investments, and improving infrastructure and cost of doing business. Furthermore, favorable monetary conditions would likely support larger growth.

Dutch-Bangla Bank's main goal, regardless of any business environment, is for a safe and steady growth. Because our conservative banking practices, the Bank was largely immune to many large-scale frauds and loopholes in the banking system. But the Bank did take the national banking issues to make our internal controls stronger and safer.

The Bank has adopted new technologies and guidelines that make every part of the Bank more transparent to the central management. It has cut down the processes that used to take hours, will now take a few minutes. The Bank has introduced new divisions that are equipped to handle tasks faster in a transparent manner.

Bank's performance in 2017

Our operating profit and net profit after tax growth increased in 2017. Deposit growth was 12.8% whereas credit growth was higher than deposits as 19.5%. Import businesses increased by 12.5% and export businesses by 9.4%.

Our strategic investments in IT infrastructure, branch, ATM network, mobile banking services and human capital continued in 2017. DBBL has been consciously making these strategically important investments to provide much better customer service with a wide range of products that will definitely bring long-term stable growth and a more inclusive banking for all of Bangladesh.

Profit after tax

In 2017, profit before tax increased by 63.7% and stood at Taka 5,293.3 million compared to Taka 3,234.0 million in 2016. Profit after tax increased by 38.3% and stood at Taka 2,455.2 million compared to Taka 1,775.2 million in 2016. The return on equity was 13.2% compared to 10.2% in 2016. During the year under review, earnings per share attributable to shareholders amounted to Taka 12.3 compared to Taka 8.9 during the previous year.

Asset quality and Capital adequacy

Classified loan as a percentage of total loan portfolios decreased to 4.7% at the end of 2017. At the end of 2017, total equity stood at Taka 19,482.2 million as compared to Taka 17,672.7 million in 2016. Under Basel III, Tier 1 capital stood at Taka 16,593.3 million as on 31 December 2017 as compared to Taka 14,867.0 million in 2016. The supplementary capital (Tier 2 capital) stood at Taka 9,513.4 million at the end of December 2017 compared to Taka 6,311.8 million at the end of 2016. Total regulatory capital stood at Taka 26,106.7 million at the end of 2017 with an increase of Taka 4,927.9 million from previous year. As of 31 December 2017, Capital to risk-weighted asset Ratio (CRAR) under Basel III stood 14.5% (Tier 1 capital 9.2% and Tier 2 capital 5.3%) against the Bangladesh Bank minimum requirement of 11.25%.

As you know, Basel III has been introduced by Bangladesh Bank from 01 January 2015. It will be fully implemented over five years from 2015 to 2019. More emphasis has been put on Tier 1 capital in Basel III than Basel II. The Tier –I capital requirement has been increased from 5.5% to 8.5% against Capital to Risk-weighted Asset Ratio (CRAR) including 2.5% Capital Conservation Buffer (CCB) against Basel II while Tier -2 capital requirement has been reduced from 5.0% to 4.0% only with provision for phasing out some weaker elements of capital. In addition liquidity risk management has been emphasized in Basel III and Liquidity Coverage Ratio (LCR), Net Stable Funding Ratio (NSFR) and Leverage Ratio (LR) have been introduced for more efficient liquidity and liquidity risk management and developing a more resilient and stable banking sector in the long term. DBBL was able to maintain 14.5% CRAR including CCB as of 31 December 2017 against minimum capital requirement including CCB of 11.25% by Bangladesh Bank.

Corporate Governance

As you know, good corporate governance system is vital for efficient and effective business operation, long-term stability, and sustainable growth for any organization. The corporate governance system in DBBL is designed to ensure transparency and accountability at all levels of doing business. It also ensures that duties and responsibilities are appropriately segregated between the Board and management to provide sufficient checks and balances and flexibility for smooth business operations. The Board provides leadership and direction for the management, approves strategic and major policy decisions and oversees management to attain predetermined goals and objectives of the Bank. Integrity and compliance throughout DBBL are strongly encouraged by the Board.

The Board also ensures that adequate internal control systems are in place and these are consistently complied with and reviewed to provide reasonable assurance that financial records are reliable for preparation of financial statements. The Board further ensures that quality of financial reporting is maintained, assets of the Bank are safeguarded against unauthorized use or disposition and accountability for assets and business transactions is maintained.

In Compliance with Bangladesh Securities and Exchange Commission (BSEC) regulations and Bangladesh Bank regulations and to further strengthen our corporate governance system, two Independent Directors are in the Board.

Expansion of delivery channels

Dutch-Bangla Bank opened 10 new branches, which at the end of 2017 stood at 175 compared to the 165 of the previous year. 136 ATMs were installed in 2017 to reach 4,467 ATMs at the end of 2017 and 72 new Fast Tracks were inaugurated in 2017 to reach 780 Fast Tracks. Mobile banking services were expanded to every customer across the country, providing instant banking services.

This expansion of services was possible by increased investment and up gradation of online banking software and infrastructure. New personnel were recruited in 2017 to strengthen HR to support the business growth and expansion of network and to provide personalized services to our customers.

All the branches are being remodeled to allow better access and shorter wait-times for customers. Dutch-Bangla Bank deals with a very large customer base and it is important to the Bank that all delivery channels are updated to allow more efficient and faster access to our client base.



Mobile Banking

Dutch-Bangla Bank continues to make advancements in Mobile Banking. More importantly, the Bank takes a fully KYC compliant mobile banking stance. Because of this strict adherence to banking principles and rules, there has been no extortion, fraud, robberies, or killings using our mobile banking system.

Mobile Banking is by no means profitable and does not seem to be profitable even in the foreseeable long term. But the Bank sees this as its duty, to bring financial inclusion to all over Bangladesh. The Bank does not have any plans to exit this sector because offering Mobile Banking for the unbanked and rural population of Bangladesh is an undertaking that we conduct regardless of financial viability.

In order to reinforce our commitment to marginal people mainly those unbanked masses living mostly in rural areas, we introduced Agent Banking operation in 2015, which will be further expanded in coming years using latest technology to fulfill the ever growing demand of customers in a cost-effective manner.

ATM Services

Dutch-Bangla Bank gives free transactions to its customers. The charges for other banks are insignificant as determined by Bangladesh Bank, the Bank is effectively subsidizing all over Bangladesh with this service.

The Bank approached ATM services as a component of the Social Cause program, where the intrinsic value of the system would outweigh the financial costs. We have enabled cash withdrawals and constant access to banking services all over Bangladesh.

The ATM services are a universal service which enables financial access.

Focus and Strategy

During the year under review, our focus and strategy was concentrated on sustainable long-term growth of business, better deposit mix, improving the quality of assets, rationalizing operating cost, improving operational efficiency and productivity of resources, better and faster customer service, expansion of branches and ATM & Fast Track network, mobile banking services, offering a number of new products in retail banking, SME financing and card services and strengthening the overall risk management and corporate governance system.

Growth requires vision and long-term targets. Bangladesh is still one of the fastest growing economies in the world. This also means that the bank's strategy of prioritizing investments over profits will yield greater returns in this growing economy. Dutch-Bangla Bank does not want to be just any bank, but it wants to be the largest and biggest bank. It wants to be a bank that matters and innovates its way to the top.

Profit alone is not our motto

Respected shareholders, you are aware of the fact that, DBBL's performance cannot be judged by profit figures alone. Many of our services including online banking, ATM and Fast Track services are offered at free of cost or at a very low cost even though the cost of providing this service is very high. That is where DBBL is different from other banks in this country.

There are more issues that are more important than profits for our Bank. This includes the amount of classified loans and various ratios that are constantly being monitored by the Bank. Maintaining certain performance and efficiency metrics are more important to the Bank because it reflects the Bank's true potential. That is why in the case of Dutch-Bangla Bank, profits are not sufficient to illustrate the complete strength of the Bank. In fact, not chasing quick profits has made the Bank more successful over the long term.

As you also know, a significant part of the profit is also returned to the common and distressed people of the country through various Social Causes Programs in which DBBL is a pioneer in this country. We strongly believe that our strong social commitment and better customer service at affordable cost will make DBBL stronger and provide long term sustainable growth to enhance not only the shareholder's satisfaction but also the role that the Bank plays in our society.

Social Causes Programs

As you all know, DBBL has pioneered Social Causes Programs in this country. Since inception, DBBL tried to enrich economic and social indicators of the society by supporting sectors such as education, living standards, healthcare, nutrition, and the environment.

Our lending policy is also supportive for creating employment opportunities and ethical businesses. Education and healthcare are key areas that we focus on. This is because Education will reflect on the future of any nation, including Bangladesh. It has long lasting effects that can effectively change a country. Healthcare on the other hand deals with the most pertinent and important issues that continue to have serious consequences for most people in Bangladesh. For the Bank, eliminating or at least alleviating healthcare issues allows people, and the society to which they belong, to reach their full potential.

We strongly believe that these kinds of social and philanthropic activities would ultimately improve the quality of lives of the disadvantaged people of the country by receiving support for education, healthcare facilities, financial support and assistance whenever there is a natural disaster.

Largest Scholarship Program continued in 2017

You will be pleased to know that DBBL introduced the largest scholarship in the private sector. This scholarship helps about 21,000 students studying in HSC and graduation levels on a yearly basis. This scholarship program was continued in 2017.

Future Outlook

I believe that our customer service with existing and new products and the support of our IT investment, branch, ATM & Fast Track networks, efficient and productive management of resources, better risk management and corporate governance will bring sustainable growth with improved asset quality that will maximize value for all the stakeholders in the coming years.

The Bank is undertaking rapid transformation to change itself to a more consumer centric bank. Dutch-Bangla Bank wants to be a bank of the masses. It has taken new steps and created new divisions that will target the needs of its customer base more effectively. It is our intention that these new divisions will be transformative in the way the Bank presents itself and be a significant part in our future endeavors.

I would like to express my gratitude to the Government of Bangladesh, Bangladesh Bank, Bangladesh Securities and Exchange Commission, Office of the Registrar of Joint Stock Companies and Firms, the Stock Exchanges for their continued support and guidance. I would also like to express my thanks to all valued clients, patrons, well wishers, shareholders and all employees for their continued support and cooperation, without which the Bank would not be able to achieve its present position. I am thankful to our statutory auditors A. Qasem & Co., Chartered Accountants. My appreciation also goes to my fellow members in the Board of Directors of the Bank for their generous assistance, guidance and thoughtful leadership in bringing every success for the Bank.

To conclude, we reaffirm our intention to remain "Your Trusted Partner".

May Allah help us and bestow his blessings upon us.

With best regards,



Sayem Ahmed
Chairman

AMARSTOCK



FROM THE DESK
OF THE MANAGING DIRECTOR & CEO

It gives me immense pleasure in presenting the performance of your Bank for the year 2017. DBBL passed another successful year in terms of its expansion and consolidation despite prevailing various adverse condition throughout the year. Our triumphant journey was continued as usual along with trend setting in many fields of technology driven innovative banking by introducing new innovative banking products. At this august moment, I sincerely offer my heartfelt gratitude and congratulate our valued clients, patrons, well-wishers for their active support, cooperation and strong association with us. Especially, I express my gratitude to our honorable shareholders for their continuous support and collaboration without which it would not have been possible for us to take the Bank to this height. Dutch-Bangla Bank can look on its past with great deal of pride.

Prudent approach

As we firmly believe in achieving long term goal through safe and sound banking, we always keep a constant eye on the market and analyze the market behavior very intensively. Therefore, our approach towards risk taking was calculative and well thought out. As such, our focus on development of service delivery channels, improvement of asset quality and to maintain a sound and safe portfolio remains same as previous years. Like before, our efforts have been continued to bring stable and predictable earnings. We always emphasize on business stability, strengthening our ability and focusing on our core business as usual.

Economic Scenario

The economy of Bangladesh showed resilience last year despite facing significant challenges due to robust private consumptions and strong public investment growth. Export and remittance growth also supported the growth of economy. During FY 2017, macro indicators were positive and GDP growth was 7.3 per cent against 7.1 per cent of FY 2016. Inflationary pressures continued to soften but at the end of year it started rising. Liquidity started to crunch in which situation the banks are raising interest rate on deposit. While lending and deposit rates continued to increase, interest in call market also started to increase. However, Taka weakened further against USD during FY 2017. In interbank market exchange rate was Taka 82.7 = USD 1 on 31 December 2017 against Taka 80.6 = USD 1 on 30 June 2017. Foreign exchange reserve and current account become tighten because of increase in import, increase price of commodity and increase import of capital machinery. While private investment reached to 18.1% at December end, Bangladesh Bank monetary policy for 2nd half of 2017-2018 wants to tighten it at 16.8% by it's contractionary monetary policy. Foreign Exchange Reserve stood at USD 33.4 billion on 30 June 2017, which is equal to eight months import payments.

Business

Like previous years, our efforts were continued to further improve the quality of assets of the Bank. To achieve this, we are trying to hunt best of the best client of the country. Simultaneously, efforts were on to maintain ADR at desired level and look for diversified sectors with emphasis on non-funded business. Our long term endeavor to reach to larger number of clients through providing easy access to technology driven modern banking services to the masses continued as well during the year under review. Our networks have been expanded through different and innovative mode of delivery channels that include 4,467 ATM units - the largest proprietary network in the country, 780 Fast Tracks - a new idea of extended services for the convenience of the clients and 175 full fledged branches all over the country. Our effort brings very notable results. Our client base increased to 6.2 million. The deposits grew by Taka 26,562.4 million in 2017 from Taka 207,234.0 million to Taka 233,796.4 million. In this highly competitive market, we have been able to achieve 12.8% growth in deposit mobilization. Loans and advances stood at Taka 207,257.4 million as at the end of 2017 from Taka 173,397.8 million in 2016 having growth of 19.5%. The Bank continued to grow and diversify its portfolio in 2017 to have a diversified client base and portfolio distributed across the sectors to reduce client specific and industry specific concentration and to reduce overall portfolio risk. I feel it pertinent to mention that all the business activities of DBBL are done in full conformity with social, ethical and environmental standards. We strive to meet our clients' changing needs and this will remain our major priority.

Building on our core strength

DBBL is the most tech-savvy bank in the country having huge IT infrastructure aiming to reach to the common people all over the country at very nominal and affordable prices. In most cases, we offer technology based modern services to the mass people at subsidized costs. In order

to help country achieve its goal to reach digital access to the masses through financial inclusion program, we continued to expand our delivery channels along with IT infrastructures to the remotest possible areas. Like many other innovative banking services in the country, we are the pioneer in introducing bank-led mobile banking services called "Rocket". The bank is going to bring all the internet based banking services in one apps with the name of NexusPay. Although it is not yet launched, we have got huge response from market. We hope it will be a unique and milestone system in internet banking of the country. DBBL is proud to be the first to bring this revolutionary banking solution to the masses who has long been deprived of the opportunity to be included in the conventional banking. Agent banking was introduced in 2015 as an alternative banking to reach banking service all over the country including remote area where no bank branch is available to reinforce our commitment to bring the unbanked masses under the banking services. Now the bank is the number one bank in agent banking with customer of more than half of total agent banking customers.

Strong Capital to Risk-weighted Asset Ratio

As part of our guiding policy, DBBL maintains strong capital adequacy ratio to have sufficient cushion to absorb any unforeseen shock arising from any potential risk, to ensure long-term solvency of the Bank and to help sustainable business and profit growth of the Bank. DBBL's regulatory capital as on 31 December 2017 stood at Taka 26,106.7 million. As at the end of 2017, Capital to risk-weighted asset Ratio was 14.5% as against minimum requirement of 11.25% and well above of Basel III requirement. DBBL is taking necessary steps for full compliance with Basel III in line with the relevant policy guidelines of Bangladesh Bank. In this process, the Board is guiding the management for setting strategic planning with regards to maintenance of capital ratios commensurate with the Bank's risk appetite capacity, liquidity position and leverage etc. The capital to risk weighted asset ratios of DBBL at the end of 31 December 2017, consisting of 9.2% of Tier 1 capital and 5.3% of Tier 2 capital endorsed DBBL's comfortability for maintenance of capital ratios as stipulated by the Bangladesh Bank in its implementation roadmap starting from 2015 to 2019.

Remittance Services to Build Country

Readymade garments (RMG) and remittance earned by our people working abroad is two major pillars to build the country. DBBL is patronizing RMG since inception of Bank. We have also providing all the services to our foreign remitter to build the country. We are channeling the hard earn remittance of our peoples working abroad through branches, ATMs, agents, mobile banking services etc. Now we become "Number – 2" remittance collector within the Private Commercial Banks. The effort will be continued.

Sustained credit rating

The Bank has been able to sustain its credit rating at 'AA+' in the Long Term and 'ST-1' in the Short Term for the consecutive last 6 years from 2011 to 2016. The credit rating of the Bank for the year 2017 will be completed within the stipulated time of 30 June 2018.

Social Causes Program

The bank's main vision is social well being with modern updated banking facilities with the objectives of reaching towards all the people of country with its banking services. Since inception, DBBL champions a mission to bring human development through helping in various social ingredients. It was proved in many ways that a small initiative can bring about phenomenal changes through demonstration effect. DBBL starts contributing to social causes since almost its inception, which now become mandatory for other fellow institutions and over the years CSR now become part of their regular activities. The bank is "Role Model" of the country for Corporate Social Responsibility (CSR). DBBL is not only for profit rather it for **"People – planet – profit".** It is sustaining with triple bottom line. Social cause initiatives undertaken by DBBL includes awarding of scholarship to the needy and meritorious students, Smile Brighter Program for cleft lipped children, rural healthcare, financial support to medical infrastructures and many other social developments programs. Over the years, DBBL's various social cause obligations increases manifold. DBBL is regarded as the largest contributor in the education sector among the private business houses in terms of CSR activities.

Human Resources

As DBBL is having a highly technology based work environment, it is one of the basic objectives to build a robust and productive workforce fit for the job and for future market of globe. Therefore, training and practical orientation on various disciplines of banking throughout the year continues under HR improvement plan. Motivation process through various means also continues to invigorate the workforce. Special training and workshops including refreshers' training on Anti Money Laundering and Anti Terrorism are undertaken throughout the year.

Outlook

DBBL sets its priority to continue implementation of its growth strategy with particular emphasis on improving deposit mix, reducing cost of fund and strengthening overall risk management process. These initiatives will help the Bank to improve its business performances in all areas, bolster profits and ultimately create value for shareholders who are the main driving force behind all of our many efforts.

Thanks and gratitude

I would take the opportunity to extend our thanks to our valued clients, respected shareholders, patrons and well wishers for reposing their complete confidence and trust on us which has been a great source of strength at all times. The Management is amply thankful to the Members of the Board of Directors for their prudent policy guidelines, support and inspiration in achieving the Bank's cherished goal. We would like to convey our sincere thanks and gratitude to the Government Agencies, Bangladesh Bank, Bangladesh Securities and Exchange Commission, Office of the Registrar of Joint Stock Companies and Firms, Dhaka Stock Exchange, Chittagong Stock Exchange for the cooperation and support for the development of the Bank. Thanks to my colleagues of all levels for their sincere efforts and dedication in achieving sound performances as well as in upholding the Bank's image through delivering distinctive services to the valued clients.



Abul Kashem Md. Shirin
Managing Director & CEO

AMARSTOCK


AMAR STOCK

stakeholders' information


AMAR STOCK

SHAREHOLDING POSITION

Particulars	Number of shares held as of 31 December		Percentage (%) of shares held as of 31 December	
	2017	2016	2017	2016
Sponsors				
Local	122,634,240	122,634,240	61.3%	61.3%
Foreign	51,348,900	51,348,900	25.7%	25.7%
Total Sponsors	**173,983,140**	**173,983,140**	**87.0%**	**87.0%**
General Public				
Institutions	9,359,281	14,081,595	4.7%	7.0%
Individuals	16,657,579	11,935,265	8.3%	6.0%
Total General Public	**26,016,860**	**26,016,860**	**13.0%**	**13.0%**
Grand Total	**200,000,000**	**200,000,000**	**100.0%**	**100.0%**

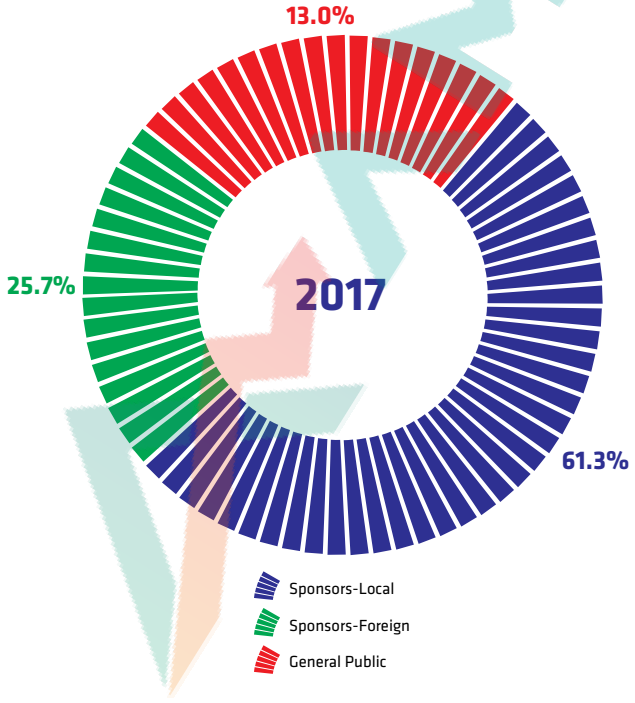

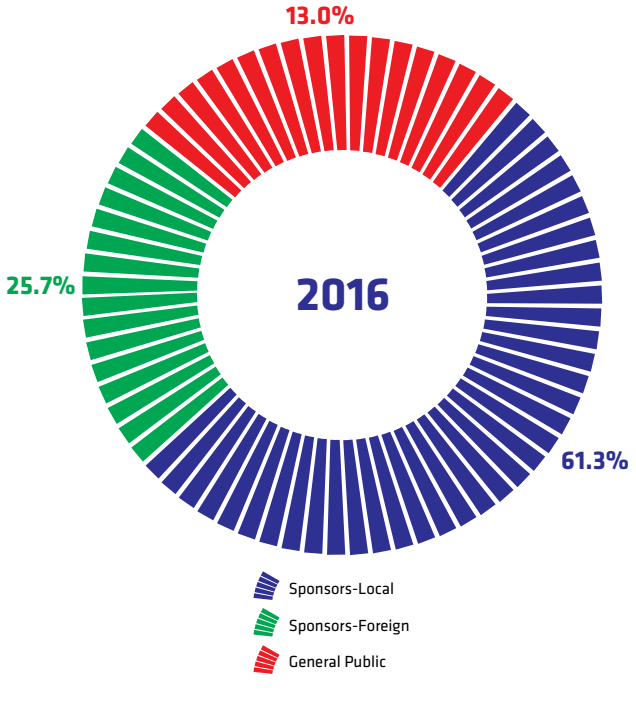

HIGHLIGHTS

ATM Units
4,467

Branches
175

Fast Track
780

Deposits Taka
233,796 million

Loans and Advances Taka
207,257 million

Earnings Per Share Taka
12.3

Dividend (Cash Dividend)
30%

Total Regulatory Capital
Taka 26,107 million

Capital to Risk-weighted Asset Ratio (CRAR)
14.5%

Any time Anywhere

FINANCIAL HIGHLIGHTS

Taka in million

Particulars	2017	2016	Growth (%)	2015	2014	2013
Result of operation (for the year)						
Total revenue	23,550.5	21,333.0	10.4%	21,849.0	20,741.8	20,050.6
Operating profit	5,683.5	5,521.8	2.9%	6,433.9	5,324.4	4,583.6
Profit before taxation	5,293.3	3,234.0	63.7%	6,267.3	4,518.8	3,547.0
Profit after taxation	2,455.2	1,775.2	38.3%	3,020.3	2,206.6	2,000.8
Financial position (at year end)						
Total assets	311,906.8	264,797.4	17.8%	244,057.6	215,993.5	185,537.4
Total risk weighted assets	180,130.6	162,165.3	11.1%	154,548.6	130,709.5	112,770.7
Total loans and advances	207,257.4	173,397.8	19.5%	152,270.0	124,423.0	106,422.8
Total deposits	233,796.4	207,234.0	12.8%	186,765.0	166,762.3	145,230.1
Total import business	151,979.3	135,113.4	12.5%	135,047.1	123,391.9	108,259.3
Total export business	144,931.8	132,505.5	9.4%	129,954.5	117,777.3	118,045.2
Total shareholders' fund	19,482.2	17,672.7	10.2%	16,754.3	14,517.4	12,641.7
Total capital	26,106.7	21,178.8	23.3%	21,137.6	18,077.9	15,403.4
Market capitalization	30,620.0	23,340.0	31.2%	21,520.0	21,160.0	20,940.0

Particulars	2017	2016	Deviation	2015	2014	2013
Per share (Taka)						
Earning per share	12.3	8.9	3.4	15.1	11.0	10.0
Dividend per share						
Cash	3.0	3.0	-	4.0	4.0	4.0
Bonus	-	-	-	-	-	-
Net asset value (NAV) per share	97.4	88.4	9.0	83.8	72.6	63.2
Closing Market price per share	153.1	116.7	36.4	107.6	105.8	104.7
Financial ratios (In Percentage)						
Loan deposit ratio	84.1%	79.4%	4.7%	81.5%	74.6%	73.3%
Return on average total assets	0.9%	0.7%	0.2%	1.3%	1.1%	1.2%
Return on average risk weighted assets	1.4%	1.1%	0.3%	2.1%	1.8%	1.9%
Return on average shareholders' fund	13.2%	10.3%	2.9%	19.3%	16.2%	17.0%
Ratio of non-performing loan to total loan	4.7%	5.2%	-0.5%	3.7%	4.4%	3.9%
capital to risk-weighted asset ratio	14.5%	13.1%	1.4%	13.7%	13.8%	13.7%
Cost-income ratio	69.3%	65.3%	4.0%	58.8%	61.6%	63.9%

* Proposed (30% cash dividend i.e. Taka 3 per share for the year ended 31 December 2017).

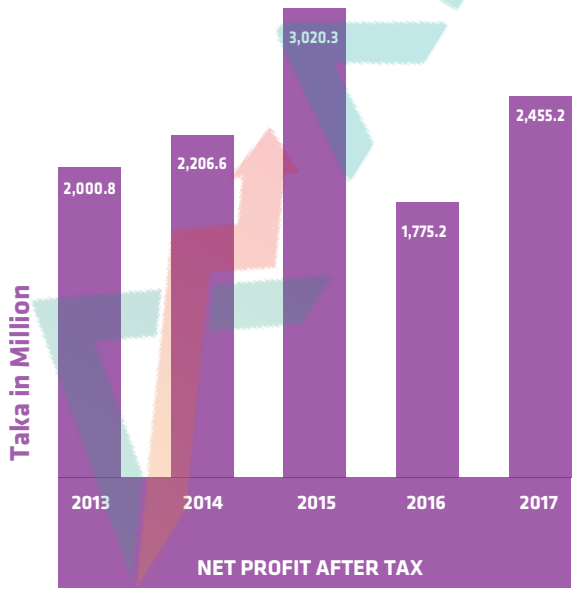

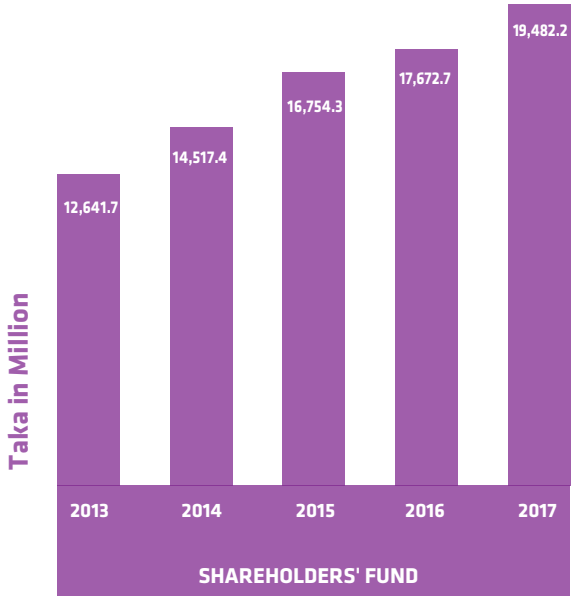

KEY FINANCIAL INFORMATION & RATIO-LAST FIVE YEARS

Taka in million

Particulars	2017	2016	2015	2014	2013
Operating performance (income statement) (for the year)					
Total revenue	23,550.5	21,333.0	21,849.0	20,741.8	20,050.6
Total expenses	17,867.0	15,811.2	15,415.0	15,417.4	15,467.0
Profit before provisions	5,683.5	5,521.8	6,433.9	5,324.4	4,583.6
Total provision	390.2	2,287.8	166.6	805.6	1,036.5
Profit before taxes	5,293.3	3,234.0	6,267.3	4,518.8	3,547.0
Provision for taxation	2,838.0	1,458.9	3,247.1	2,312.1	1,546.3
Net profit after taxation	2,455.2	1,775.2	3,020.3	2,206.6	2,000.8
Statement of financial position (Balance Sheet) (As at 31 December)					
Authorized capital	4,000.0	4,000.0	4,000.0	4,000.0	4,000.0
Paid-up share capital	2,000.0	2,000.0	2,000.0	2,000.0	2,000.0
Total shareholders' fund	19,482.2	17,672.7	16,754.3	14,517.4	12,641.7
Deposits	233,796.4	207,234.0	186,765.0	166,762.3	145,230.1
Loans and advances	207,257.4	173,397.8	152,270.0	124,423.0	106,422.8
Investments	26,197.9	31,778.5	20,210.3	19,261.2	17,441.9
Property, plant and equepment (net)	5,433.1	4,871.9	4,519.3	4,141.7	4,382.6
Total assets	311,906.8	264,797.4	244,057.6	215,993.5	185,537.4
Total earning assets	263,838.6	221,617.7	210,882.3	178,435.7	150,588.8
Total contingent liabilities	70,501.5	60,051.7	55,015.0	47,279.9	6,561.9
Other business (trade finance) for the year					
Import business	151,979.3	135,113.4	135,047.1	123,391.9	108,259.3
Export business	144,931.8	132,505.5	129,954.5	117,777.3	118,045.2
Asset quality (As of 31 December)					
Amount of classified advances (Taka)	9,644.5	8,999.0	5,624.9	5,475.3	4,175.6
Classified loans to total loans (%)	4.7%	5.2%	3.7%	4.4%	3.9%
Capital measurement					
Core (Tier 1) capital	16,593.3	14,867.0	14,729.8	12,276.8	10,693.5
Supplementary (Tier 2) capital	9,513.4	6,311.8	6,407.8	5,801.2	4,709.8
Total capital (Tier 1 and Tier 2)	26,106.7	21,178.8	21,137.6	18,077.9	15,403.4
Total risk weigheted assets	180,130.6	162,165.3	154,548.6	130,709.5	112,770.7
Tier 1 capital to risk-weighted asset ratio (%)	9.2%	9.2%	9.5%	9.4%	9.5%
Tier 2 capital to risk-weighted asset ratio (%)	5.3%	3.9%	4.2%	4.4%	4.2%
Total capital to risk-weighted asset ratio	14.5%	13.1%	13.7%	13.8%	13.7%
Capital surplus	5,842.0	3,948.7	5,682.7	5,007.0	4,126.3
Share information					
Number of share outstanding	200,000,000	200,000,000	200,000,000	200,000,000	200,000,000
Earnings per share (Taka)	12.3	8.9	15.1	11.0	10.0
Market price per share (Taka)	153.1	116.7	107.6	105.8	104.7
Price earning (P/E) ratio (Times)	12.5	13.1	7.1	9.6	10.5
Market capitalization	30,620.0	23,340.0	21,520.0	21,160.0	20,940.0
Dividend per share					
Cash (Taka)	3.0	3.0	4.0	4.0	4.0
Bonus	-	-	-	-	-
Net asset value (NAV) per share (Taka)	97.4	88.4	83.8	72.6	63.2
Number of shareholders	5,045	3,959	4,711	5,951	6,611
Finacial ratios (In Percentage)					
Gross profit ratio (%)	24.1	25.9	29.4	25.7	22.9
Debt equity ratio (%)	39.6	20.9	26.3	32.1	23.6
Loan deposit ratio (%)	84.1	79.4	81.5	74.6	73.3
Return on average investment (ROI %)	7.0	8.0	10.4	10.8	10.8
Yield on loans and advances (%)	8.3	9.4	11.0	12.4	13.5
Return on average equity (ROE %)	13.2	10.3	19.3	16.2	17.0
Return on average assets (ROA %)	0.9	0.7	1.3	1.1	1.2
Other information					
Number of employees	6,816	6,127	5,201	5,556	4,666
Number of branches	175	165	155	145	136
Number of ATM Units	4,467	4,331	3,588	2,705	2,454
Number of Fast Track	780	708	516	365	263
Number of deposit account holder	6,169,253	5,204,168	4 ,444,747	3,795,255	3,405,671
Number of loan account holder	45,786	31,448	26,936	26,268	26,052

*** Proposed** (30% cash dividend i.e. Taka 3 per share for the year ended 31 December 2017)

GRAPHICAL PRESENTATION

TOTAL REVENUE (TAKA IN MILLION)

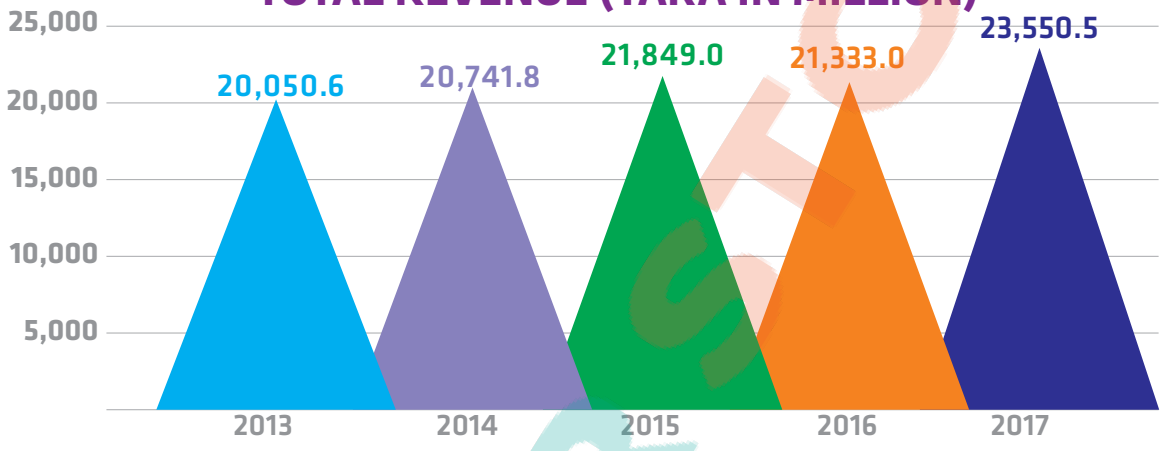

OPERATING INCOME (TAKA IN MILLION)

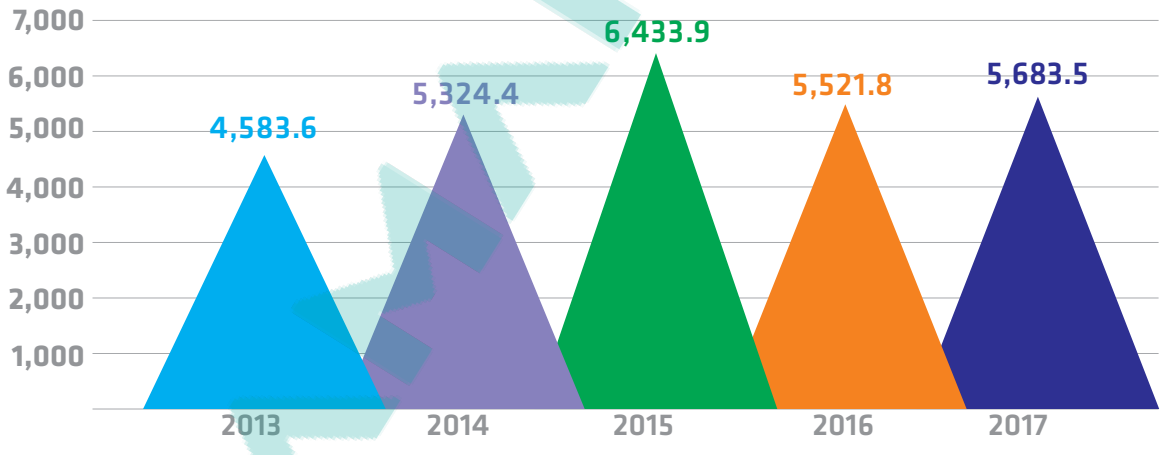

NON-INTEREST INCOME (TAKA IN MILLION)

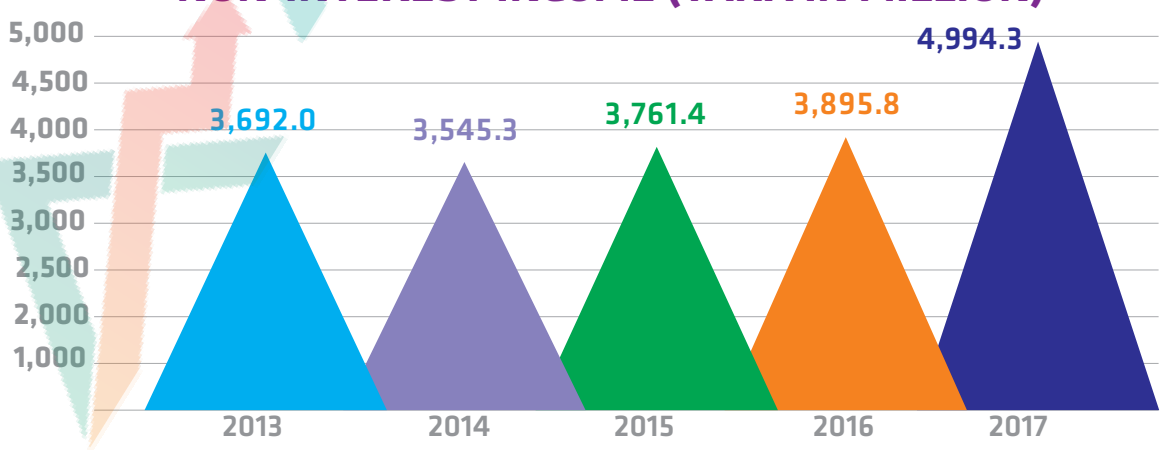

TOTAL DEPOSITS (TAKA IN MILLION)

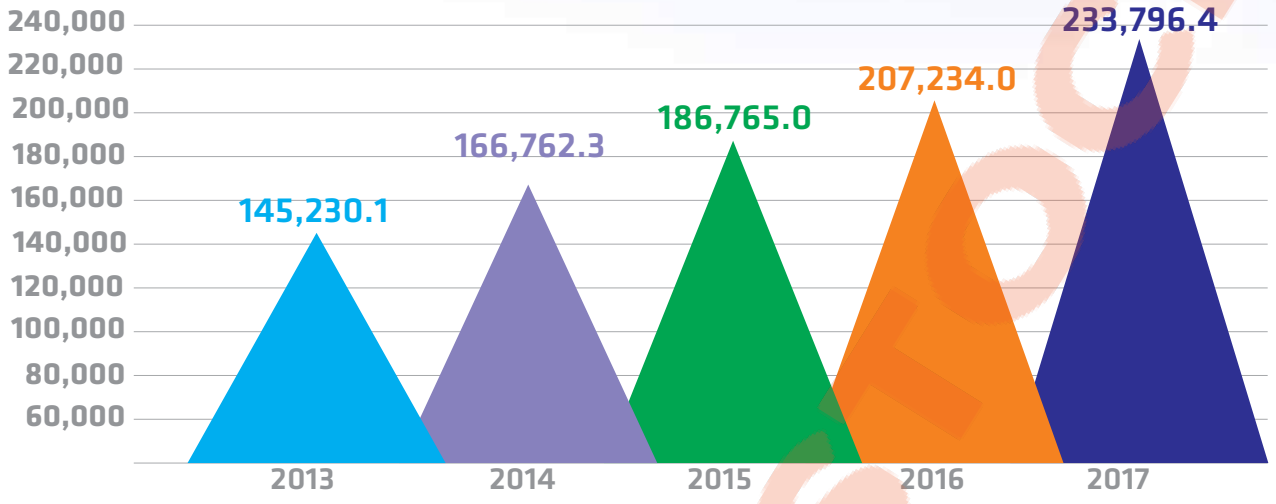

TOTAL LOANS AND ADVANCES (TAKA IN MILLION)

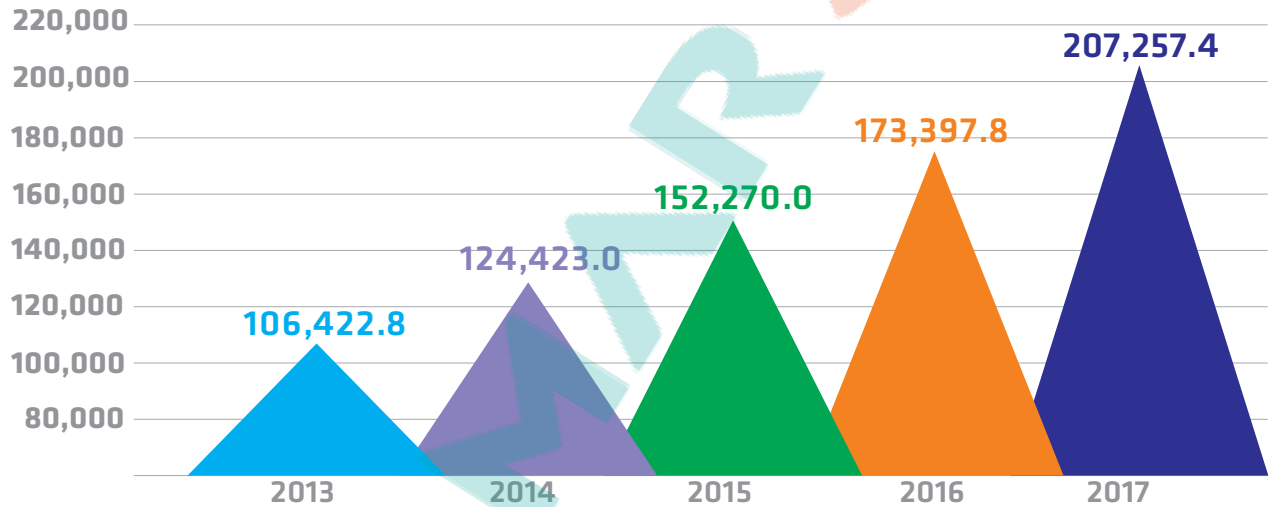

TOTAL ASSETS (TAKA IN MILLION)

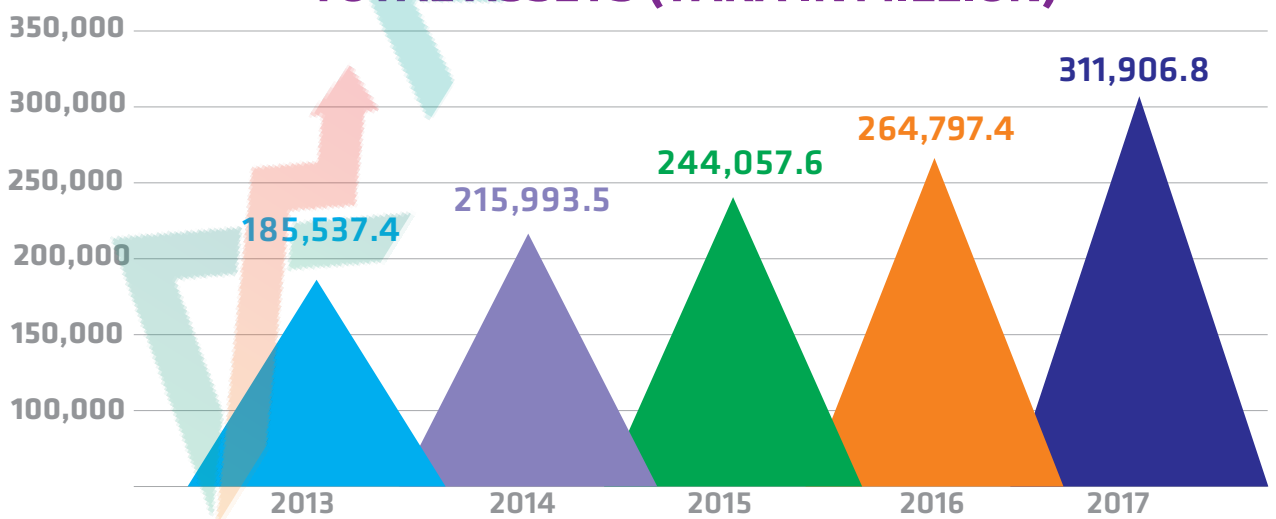

TOTAL IMPORT BUSINESS (TAKA IN MILLION)

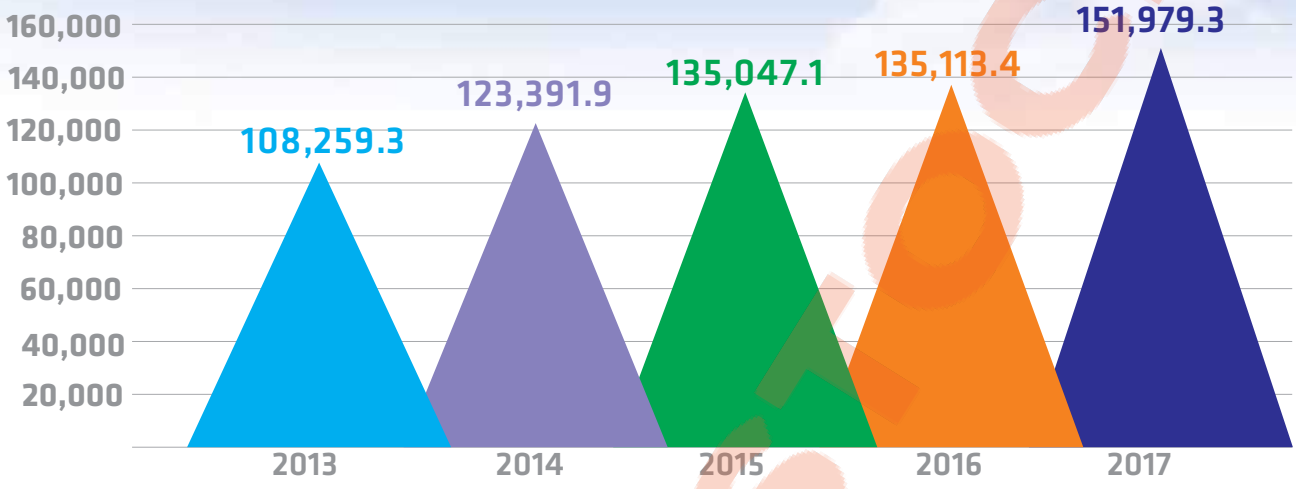

TOTAL EXPORT BUSINESS (TAKA IN MILLION)

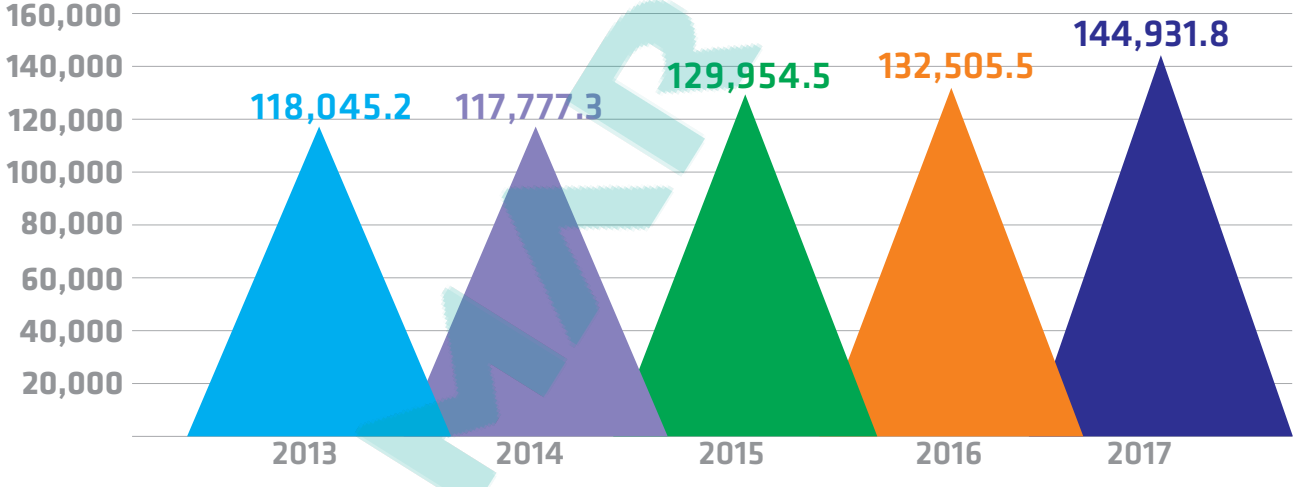

EARNINGS PER SHARE (TAKA)

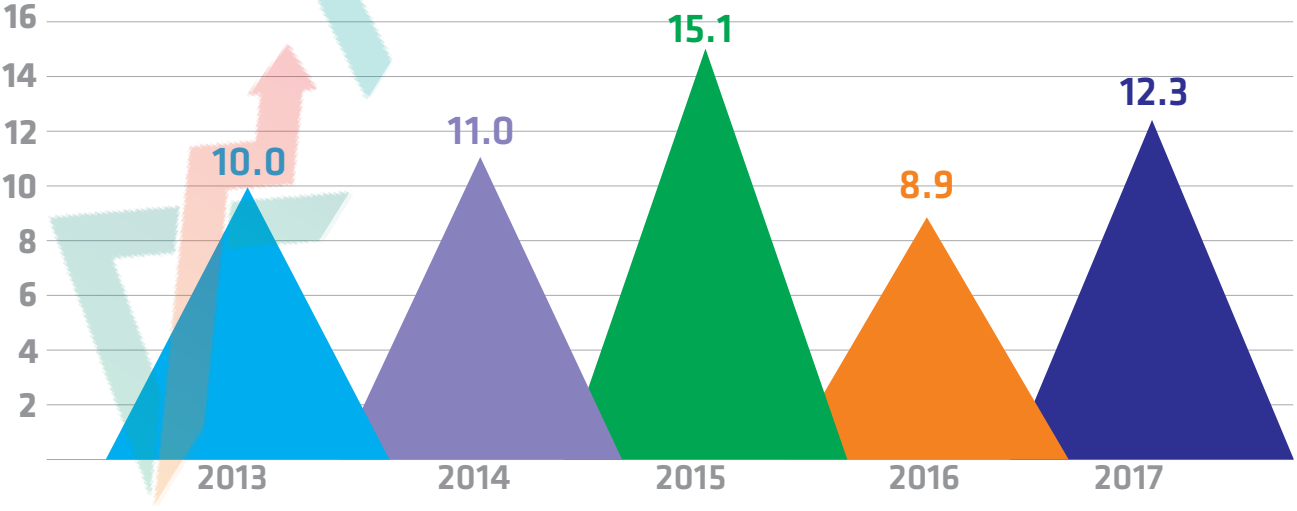

PRICE EARNING (P/E) RATIO (TIMES)

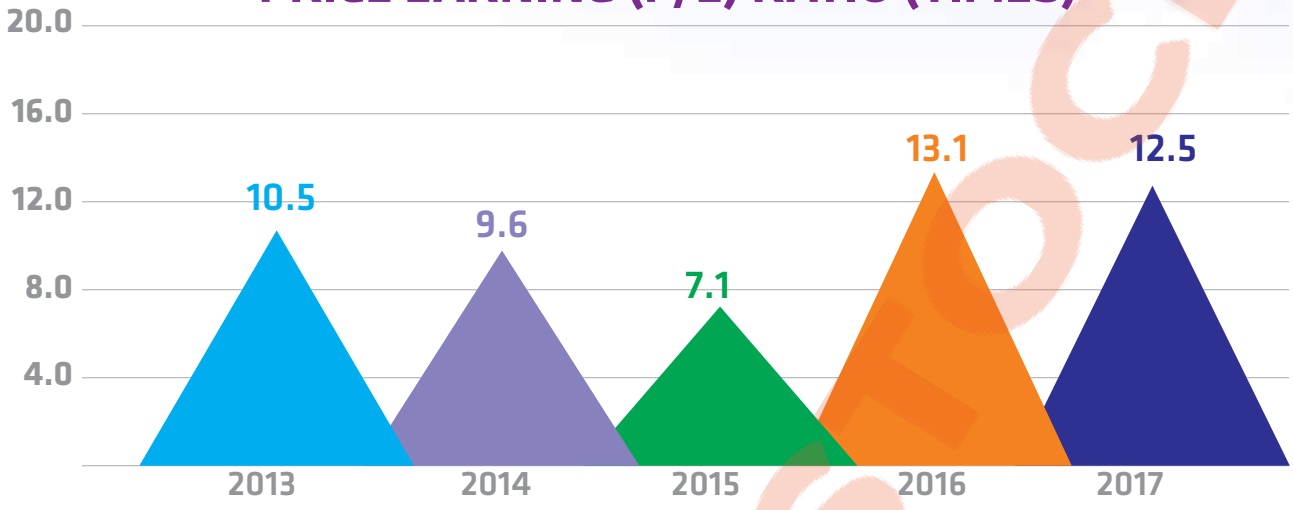

DIVIDEND

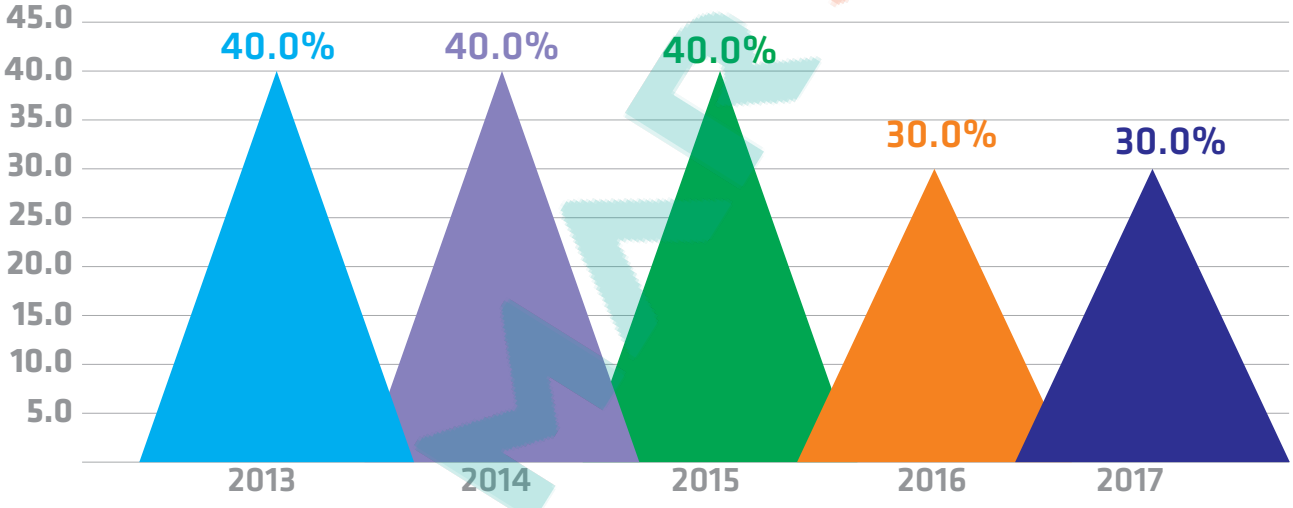

NET ASSET VALUE (NAV) PER SHARE (TAKA)

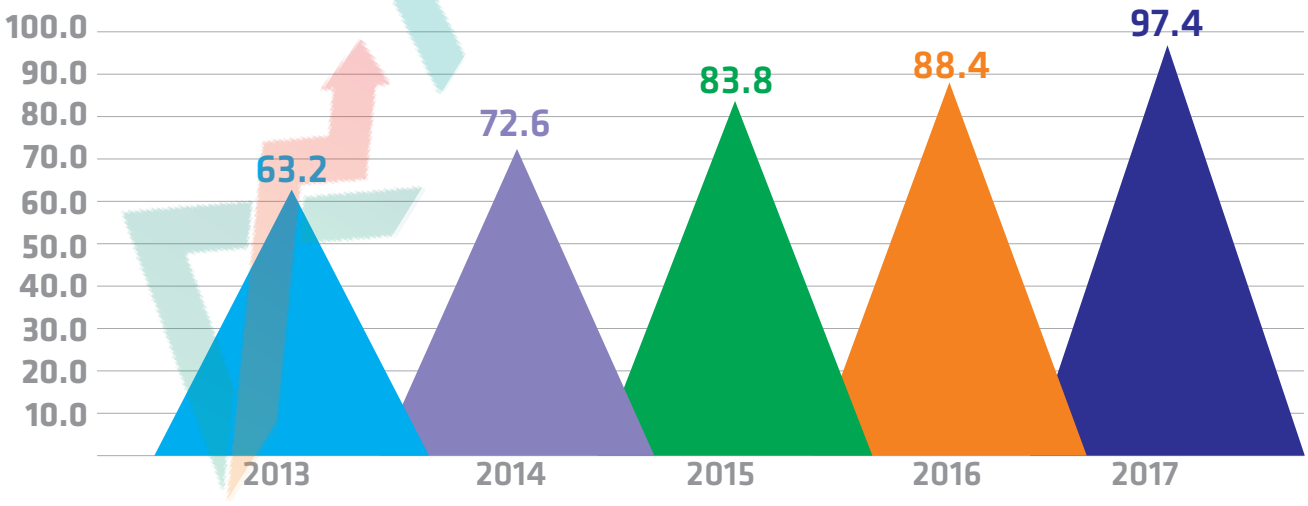

RETURN ON SHAREHOLDERS' FUND

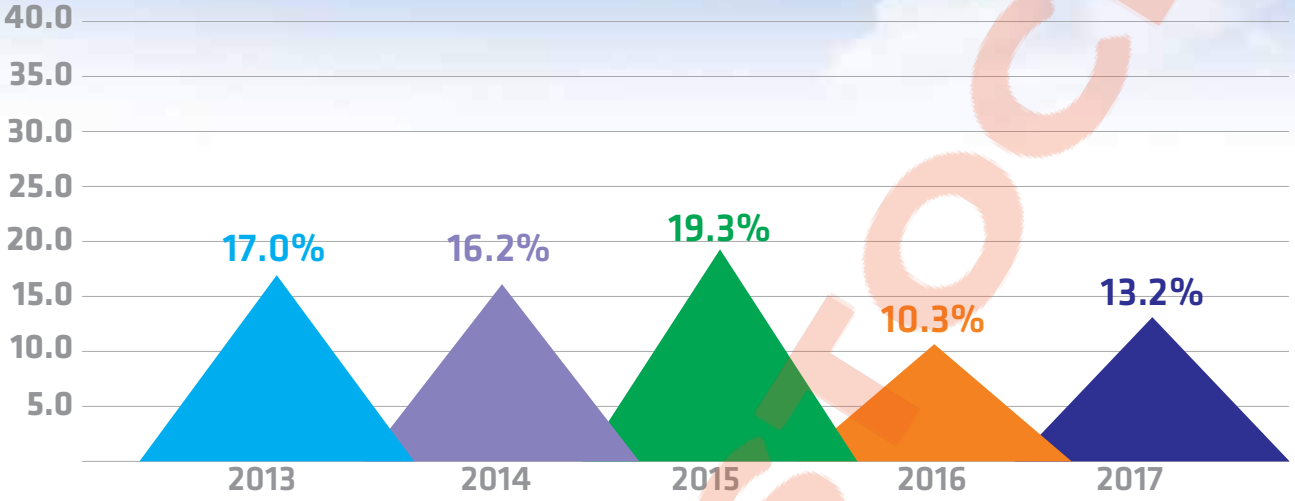

GROSS PROFIT RATIO (%)

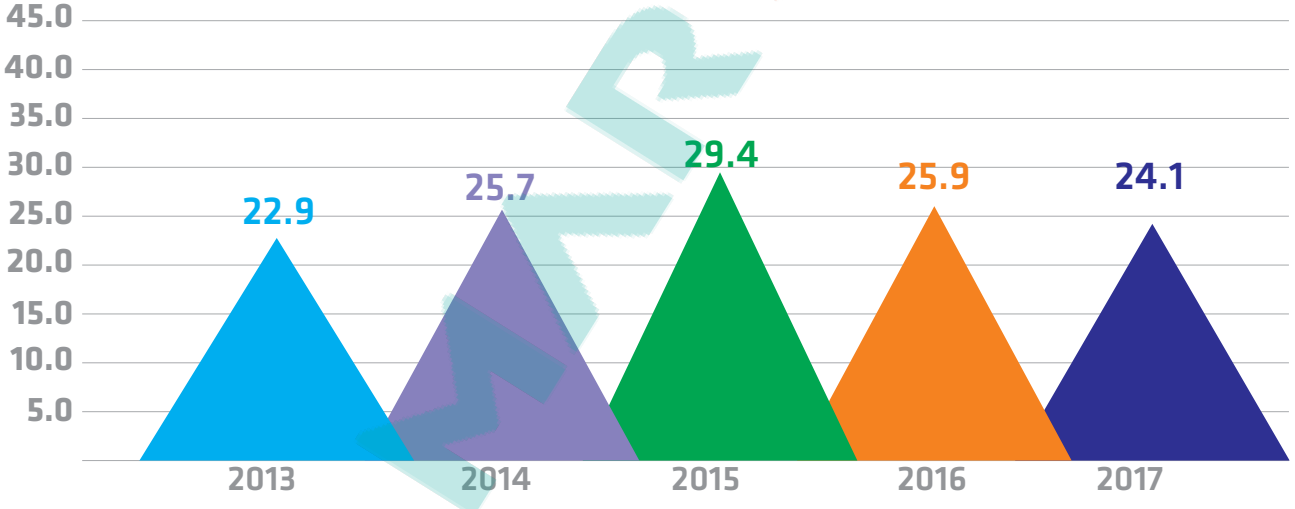

LOAN DEPOSIT RATIO (%)

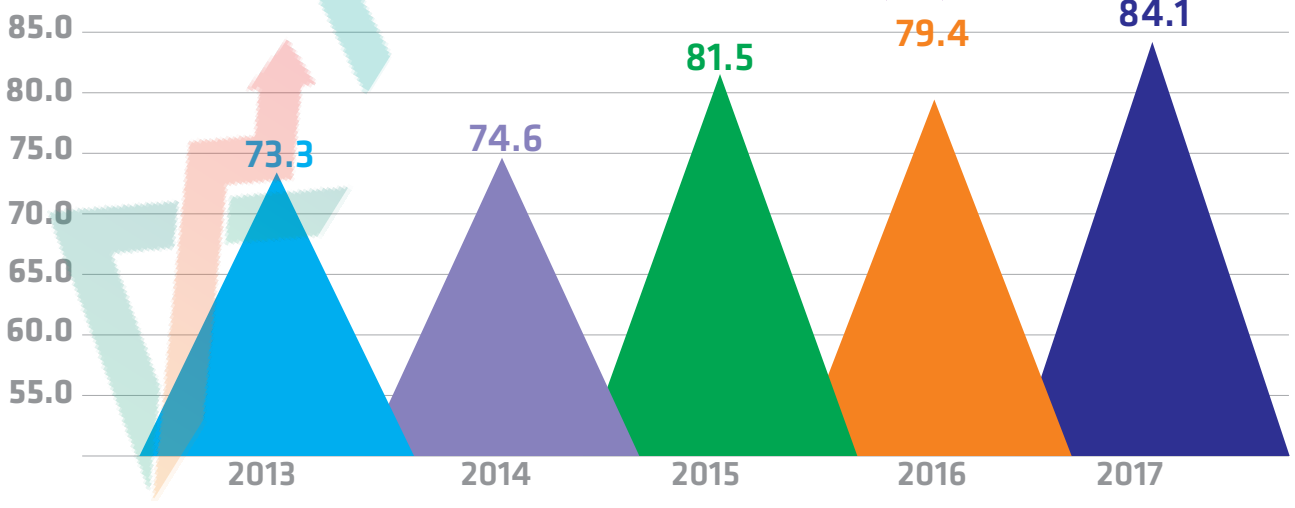

TAWARSTOCK

COST-INCOME RATIO

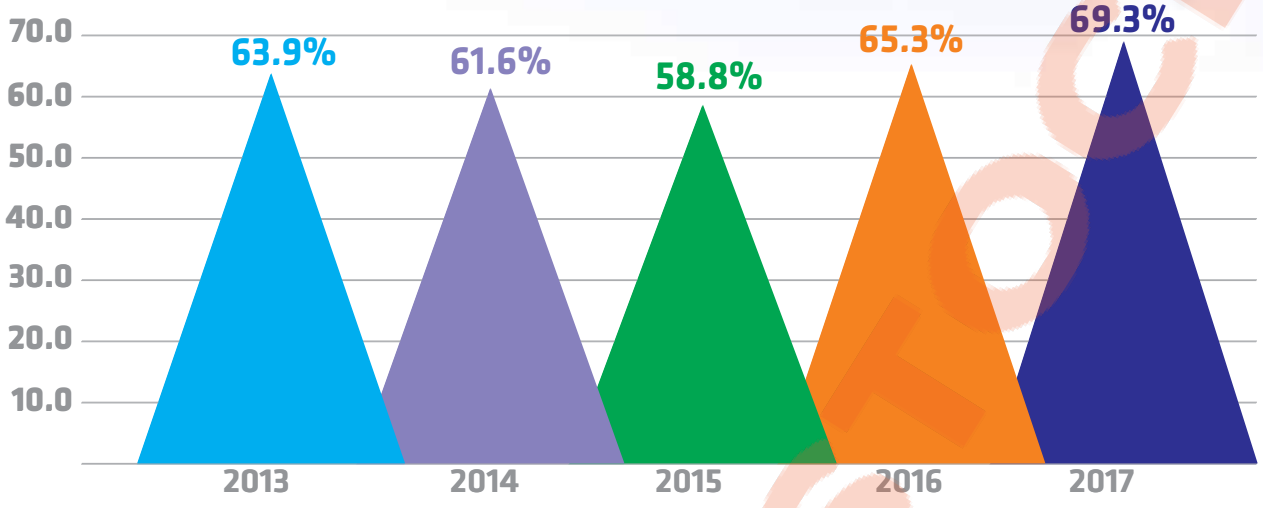

RATIO OF NON-PERFORMING LOANS (NPL) TO TOTAL LOANS

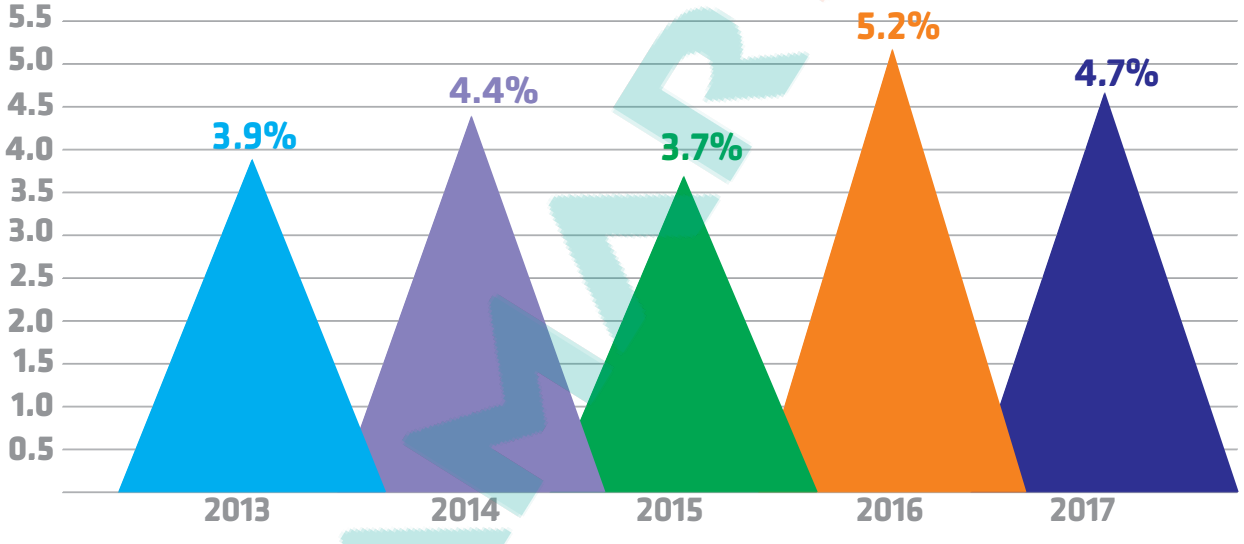

RETURN ON ASSETS (ROA) (%)

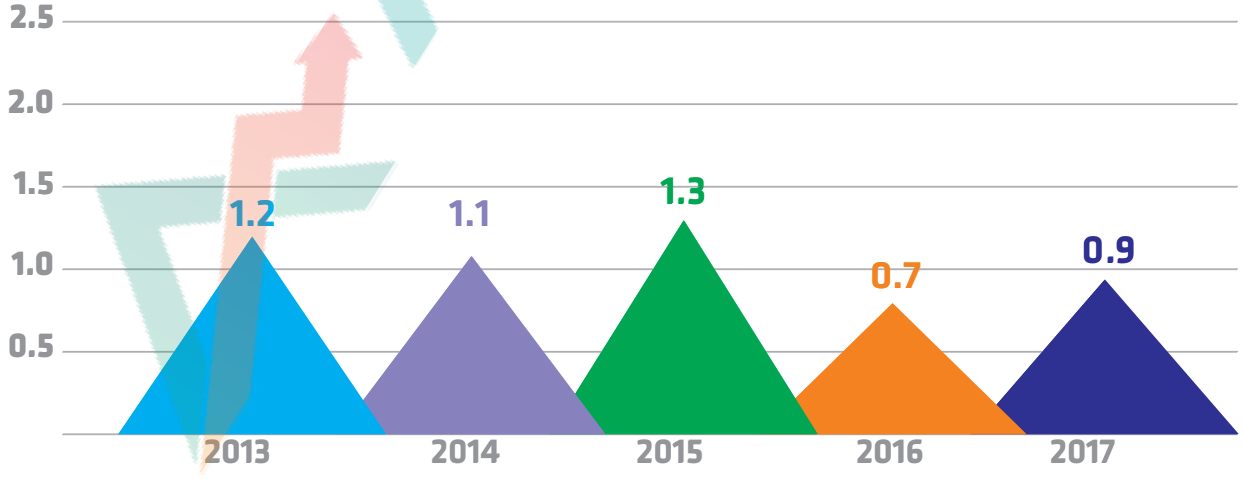

Value Added Statement

The value added statement of Dutch-Bangla Bank Limited shows how the value is created and distributed to the different stakeholders of the Bank.

Taka in million

Particulars	2017		2016	
	Amount in Taka	Percentage (%)	Amount in Taka	Percentage (%)
Value added				
Income from banking services	23,550,463,797		21,333,022,617	
Less: Cost of services and supplies	11,735,853,732		10,831,245,542	
Sub Total	**11,814,610,065**		**10,501,777,075**	
Charges on loan losses	(750,246,513)		(357,439,118)	
Provision for deferred tax	238,956,258		690,871,114	
Loan loss provision and other provisions	(390,212,113)		(2,287,815,125)	
Total Value added	**10,913,107,697**		**8,547,393,946**	
Distribution of Value added				
To employees as salary and allowances	3,529,855,303	32.3%	3,049,162,077	35.7%
To Government as income tax	3,076,996,735	28.2%	2,149,728,516	25.2%
To statutory reserve fund	1,058,657,698	9.7%	646,801,738	7.6%
To Depreciation	1,851,007,645	17.0%	1,573,352,067	18.4%
To Shareholders	1,396,590,316	12.8%	1,128,349,548	13.2%
As retained earnings	1,396,590,316		1,128,349,548	
Total	**10,913,107,697**	**100%**	**8,547,393,946**	**100%**

VALUE ADDED STATEMENT 2017 (%)

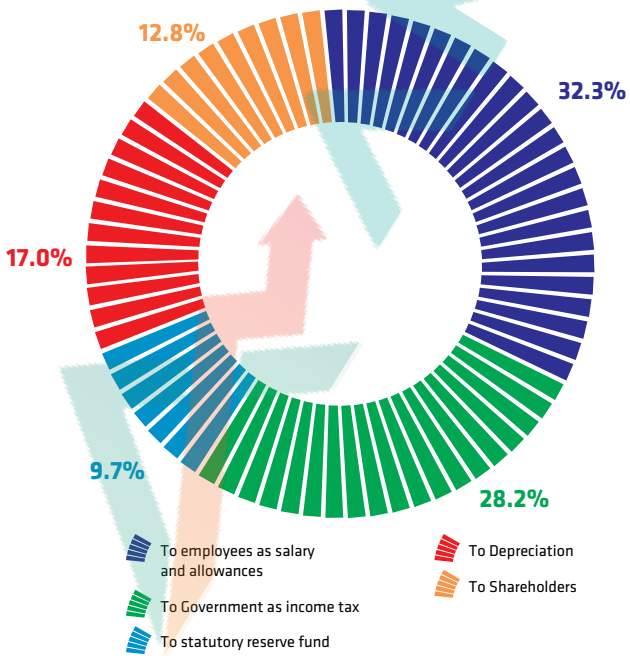

VALUE ADDED STATEMENT 2016 (%)

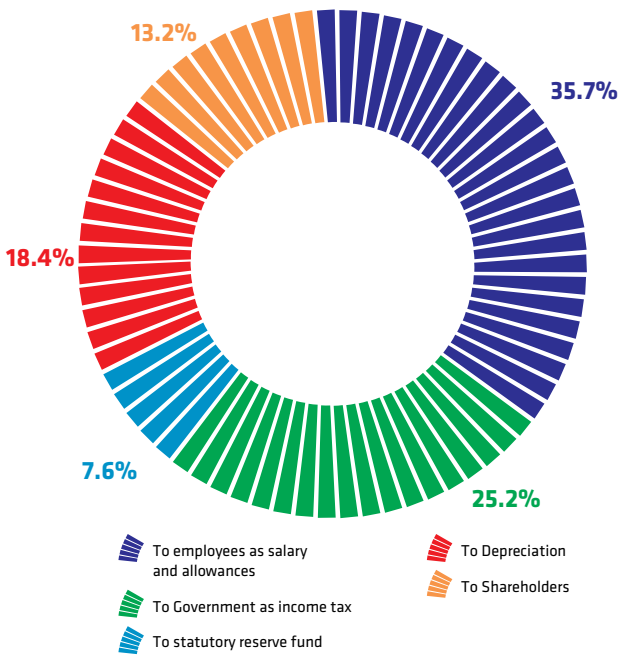

NOT FOR STOCK

Financial Calendar

Particulars

Financial calendar for 2018

Date of recommendation of Dividend by the Board of Directors for the year 2017	22 February 2018
Record date for entitlement of dividend for the year 2017	14 March 2018
Notice of the 22nd Annual General Meeting	15 March 2018
22nd Annual General Meeting to be held on	29 March 2018
Next 1st Quarter (Q1) Financial Statements within	15 May 2018
Next Half-Yearly Financial Statements within	30 July 2018
Next 3rd Quarter (Q3) Financial Statements within	30 October 2018

Financial calendar for 2017

Notice of the 21st Annual General Meeting	16 March 2017
Date of holding of 21st Annual General Meeting	30 March 2017
Distribution of Dividend for the year 2016	06 April 2017
1st Quarter (Q1) Financial Statements (Un-audited) released on	07 May 2017
2nd Quarter (Half-Yearly) Financial Statements (Audited) released on	26 July 2017
3rd Quarter (Q3) Financial Statements (Un-audited) released on	29 October 2017

Information on dividend

2017: Proposed cash dividend @ 30% (i.e. Taka 3 per share of Taka 10 each)
2016: Cash dividend @ 30% (i.e. Taka 3 per share of Taka 10 each)
2015: Cash dividend @ 40% (i.e. Taka 4 per share of Taka 10 each)

Share transfer system

The shares of Dutch-Bangla Bank Limited (DBBL) are being traded at the Stock Exchanges in Dematerialized form through Central Depository Bangladesh Limited (CDBL) as per directive of Bangladesh Securities and Exchange Commission (BSEC). Physical shares, which are not yet dematerialized, can be dematerialized through Central Depository System (CDS).

Information relating to shareholdings

Distribution of shares of DBBL and shareholdings by the Directors are given in **Note 16** to Financial Statements of this Annual Report.

Listing on Stock Exchanges

Particulars	Dhaka Stock Exchange	Chittagong Stock Exchange
Trading Code	DUTCHBANGL	DUTCHBANGL
Company Code (Scrip)	11121	22017
Listing year	2001	2001
Market Category	A	A
Electronic Share	Yes	Yes
Total number of shares	200,000,000	200,000,000
Paid-up capital (in million Taka)	2,000	2,000
Face value (in Taka)	10	10

AMAR STOCK

5 Years' Highlights of DBBL Shares

Particulars	Period (For the year ended 31 December)				
	2017	2016	2015	2014	2013
Shares outstanding (Numbers)	200,000,000	200,000,000	200,000,000	200,000,000	200,000,000
DSE closing price (Taka)	153.1	116.7	107.6	105.8	104.7
Earnings per share (Taka)	12.3	8.9	15.1	11.0	10.0
Net asset value (NAV) per share (Taka)	97.4	88.4	83.8	72.6	63.2
Market price / net asset value (Times)	1.6	1.3	1.3	1.5	1.7
Market capitalization (In million Taka)	30,620.0	23,340.0	21,520.0	21,160.0	20,940.0



Queries relating to corporate information

Queries relating to any corporate information and published financial information may be directed to the Company Secretary of DBBL in the following address:

Mohammed Mesbahul Alam
Company Secretary
Sena Kalyan Bhaban
195, Motijheel Commercial Area
Dhaka-1000, Bangladesh
Tel No. 47112240, Fax No. 9561889

Other Information

Registered Office
Sena Kalyan Bhaban
195, Motijheel Commercial Area
Dhaka-1000, Bangladesh
Tel No. 88-02-9574196-8 (PABX)
Fax No. 88-02-9561889
e-mail: contact@dutchbanglabank.com
SWIFT: DBBL BD DH

Statutory Auditors

A. Qasem & Co.
Chartered Accountants
A member firm of Ernst & Young Global Limited
Gulshan Pink City, Suites # 01-03, Level: 7,
Plot # 15, Road # 103, Block-CEN (C)
Gulshan Avenue, Dhaka-1212, Bangladesh
Tel No. 88-02- 8881824-6
Fax No. 88-02- 8881822
e-mail: aqasem@aqcbd.com

External Credit Assessment Institution (ECAI)

Credit Rating Information and Services Limited (CRISL)
Nakshi Homes (4th & 5th Floor)
6/1A, Segunbagicha, Dhaka-1000, Bangladesh
Tel No. 88-02- 9530991-4
Fax No. 88-02- 9530995
e-mail: crisldhk@crislbd.com
Web: www.crislbd.com

Tax & company affairs consultant

Ahmed Zaker & Co.
Chartered Accountants
Green City Edge (Level 10)
89, Kakrail, Dhaka-1000, Bangladesh
Tel No. 88-02-8300504-8
Fax No. 88-02-8300509
e-mail: azcbangladesh@gmail.com
Web: www.ahmed-zaker.com

Our website

Audited financial statements and other useful information are available in our website as follows:

www.dutchbanglabank.com

BUSINESS SEGMENT RESULTS OF DBBL FOR THE YEAR 2017

Taka in Million

Particulars	Corporate Banking	Retail Banking	Financial Inclusion	SME Banking	Treasury	Off-shore Banking Unit	Total
Interest income	7,457.0	3,915.1	508.0	2,730.9	3,388.2	552.4	18,551.6
Interest paid on deposits and borrowings	1,171.1	2,382.8	7.1	518.1	592.3	368.5	5,039.9
Net interest income	**6,285.9**	**1,532.3**	**500.9**	**2,212.9**	**2,795.9**	**183.9**	**13,511.7**
Transfer of interest between business segments	(4,915.0)	8,422.6	-	(1,779.3)	(1,728.4)	-	-
Net interest income(NII) after transfer of interest between business segments	**1,370.9**	**9,954.9**	**500.9**	**433.5**	**1,067.4**	**183.9**	**13,511.6**
Non-interest income (fees, commission, exchange & other operating income)	2,568.3	1,347.3	78.2	858.5	139.4	7.1	4,998.9
Total operating income	**3,939.2**	**11,302.5**	**579.1**	**1,292.0**	**1,206.9**	**191.0**	**18,510.7**
Operating expenses	1,562.1	8,586.5	1,279.1	510.2	884.0	5.2	12,827.1
Profit before provision	**2,377.1**	**2,716.0**	**(700.0)**	**781.8**	**322.8**	**185.9**	**5,683.6**
Provision for loans and off-balance sheet exposures (specific and general)	257.7	28.4	-	85.9	-	18.2	390.2
Profit before taxes	**2,119.4**	**2,687.5**	**(700.0)**	**695.9**	**322.8**	**167.7**	**5,293.4**
Total provision for taxation (current and deferred)	1,093.1	1,386.1	-	358.9	-	-	2,838.0
Net profit after taxation	**1,026.4**	**1,301.5**	**(700.0)**	**337.0**	**322.8**	**167.7**	**2,455.3**

Total Average Assets	**162,163.7**	**12,202.8**	**7,900.1**	**44,663.3**	**49,117.4**	**12,304.8**	**288,352.1**
Total Average Liabilities	**61,771.4**	**147,984.9**	**7,372.0**	**23,790.3**	**16,704.4**	**12,151.6**	**269,774.6**

SEGMENT-WISE AVERAGE ASSETS (IN MILLION TAKA)

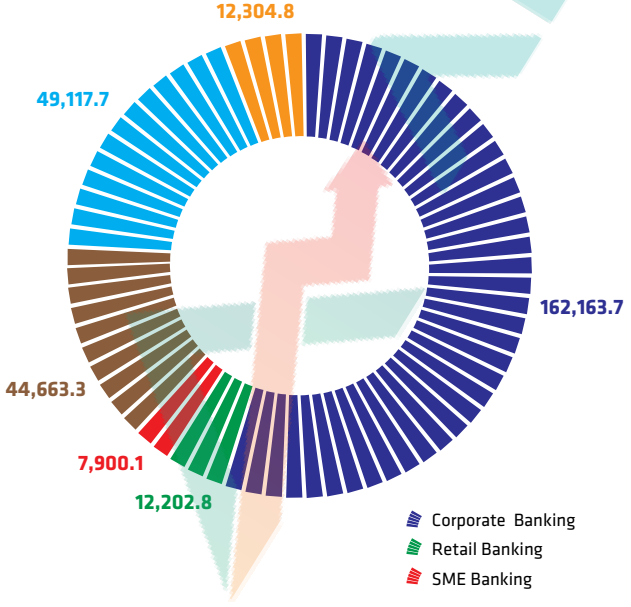

SEGMENT-WISE AVERAGE LIABILITES (IN MILLION TAKA)

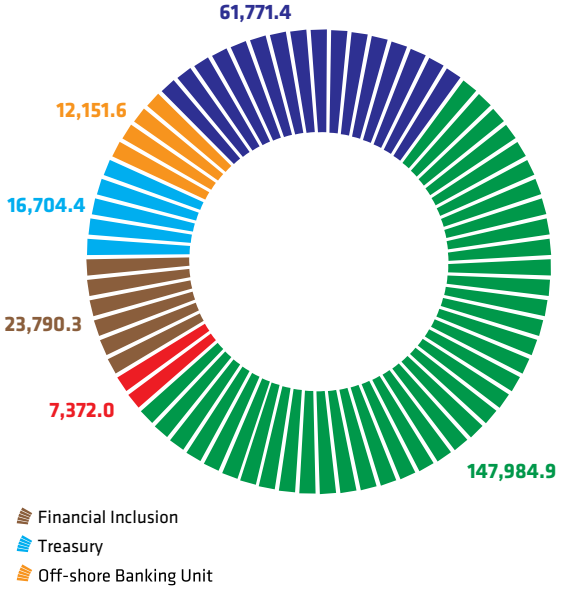

BASIS FOR MEASUREMENT AND REPORTING OF BUSINESS SEGMENTS OF DBBL

Our business segment reporting is intended to measure the true performance of each business segment as it were a stand-alone business and reflect how the business segment is managed. This approach is intended to ensure that our business segments' results include all relevant revenue and expenses associated with the conduct of their business.

Highlights of the key aspects of how our business segments are managed and reported

- Corporate banking results include interest and non-interest income related to corporate loans and allied business and related amounts for specific and general provisions for loan losses.
- Small and Medium Enterprises (SME) banking results include interest and non-interest income related to SME loans and allied business and related amounts for specific and general provisions for loan losses.
- Personal banking results include interest and non-interest income related to personal/retail loans, debit cards and credit cards and related amounts for specific and general provisions for loan losses.
- Treasury results include interest and non-interest income related to treasury operations covering both local currency and foreign currency operations.

Key methodologies used

The key methodologies and assumptions used in our segment reporting are periodically reviewed by the management to ensure validity and adjustments are made if and when necessary to reflect true results of each business segment. The methodologies and assumptions are given below:

Net interest income

Net interest income (NII) for each segment is determined based on interest income on average earning assets related to each segment net off cost of deposits including deposits transferred to and from other business segments.

Transfer pricing of funds

A product specific fund transfer pricing methodology is used to allocate interest income and expense to each business segments. This allocation considers the interest rate risk, liquidity and funding risks, cash requirement and regulatory requirements of each of our business segments. Taking into account these factors, transfer pricing is based on external and competitive market costs of funding. Each business segment fully absorbs the competitive interest costs to finance its assets. Business segments may retain certain interest rate exposures subject to management approval and limits that may be expected in the normal course of business operations.

Operating expense allocation

To ensure that our business segments' results include respective expenses associated with the conduct of their business, costs directly associated with a business segment is allocated to the respective business segment. Other costs not directly attributable to any business segments, including overhead costs and other indirect expense, are allocated to each business segment in a manner that reflects the underlying benefits proportionately enjoyed by the business segment.

Specific and general provisions

Specific provisions against loans are deducted to recognize probable losses in our lending portfolio on loans that have become classified. The specific provisions for loan losses are deducted to arrive at the results of each business segment to truly reflect the appropriate expenses related to the conduct of each business segment.

A general provision is maintained to cover estimated loan losses in the lending portfolio that have not been specifically identified as classified or doubtful of recovery.

Income tax

Income tax (current tax and deferred tax) is allocated on taxable income of each segment at effective rate as per income tax law.

Capital assignment

The assignment of capital to our business segments is allocated in a manner to consistently measure and align economic costs with the underlying benefits and risks associated with the business operations of each business segment.

AMAR STOCK

sustainability report


AMAR STOCK



Overview

DBBL is committed to building a more sustainable bank, a progressively responsible company and conducting business in an increasingly sustainable way. In the process of improving sustainability, impacts of our long-term and short-term decisions are adequately considered in our business decisions. We feel proud that our largest digital banking platform in the country including ATMs and Fast Tracks, our mobile banking & agent banking operations underpinning widespread financial inclusions and our CSR programs including the largest private sector scholarship programs are showing the difference we are creating for our clients and communities in general.

DBBL continues to uphold its core values and pursue its vision of dreaming a Bangladesh where "science and education, health and hygiene , clean and pollution free environment and above all a society based on morality and ethics make all our lives worth living".

We have been conveying to our customers since inception in 1996 that we are "Your Trusted Partner". We are committed to providing fair & transparent banking experience to our customers in strengthening confidence of customers and other stakeholders in the bank on a sustainable basis.

We are ensuring our contribution to the economic development of the country by providing loans in the productive & priority sectors particularly in SMEs extending financial inclusion and inclusive growth.

As an environmentally responsible bank, DBBL complies with environmental standard while financing industrial projects. Projects with likely adverse impact on environment are strongly discouraged by DBBL.

DBBL has established an international standard Environmental & Social Management System (ESMS) that is supported by FMO, Netherlands with technical assistance from F.I. Konsult from Czech Republic. As part of the capacity development program for implementing, the bank has launched the software "Environmental &

Social (E&S) Categorization Tool (Environmental Risk Rating)" as per ERM guidelines of Bangladesh Bank and international best practices.

DBBL has been pioneer in our banking industry that cares for the society. It has been operating the largest private sector Social Cause programs in our banking sector. It has been intensifying its resources and efforts on a continuous basis to reach the distressed & needy people of the society in order to bring smile on their faces and to improve their health and educational standard and overall quality of life.



We are continuing a massive and expanded scholarship program since 2011 which provides yearly scholarships to about 21,000 students mainly studying in HSC and graduation levels.

DBBL has been operating mobile banking services since 2011 to reach the unbanked poor people of the country to bring them under financial services network, who are deprived from traditional banking services, living mostly in rural and remote areas.

A further extension of banking for mass people to reach even the remotest corner of the country, DBBL has been operating agent banking services since 2015.

Economic Contribution

Savings, investments, employment generation, productions, distribution and consumptions are essential part of any economic system. The Bank being a financial intermediary plays a significant role in this process by mobilizing savings & other resources, allocating such resources to productive investments, local & international trades and consumptions. In the process, the Bank is directly or indirectly creating a lot of wealth by accelerating economic activities & growth. By offering its unique products & services the Bank is engaged in maximizing savings, investments, productions, trading, employment, consumptions etc to maximize economic growth and welfare of the society. Therefore, banking company is holding a key position in economic and social development of a country.

DBBL is a corporate citizen. It cannot act on its own without its stakeholders. The stakeholders as a whole help, direct and monitor the Bank to perform its operations in an effective way to create and maximize value for the economy & society.

Shareholders provide the vital equity capital, depositors & lenders put their money in the Bank, and borrowers take the credits for production, trading or consumptions, employees put their services to serve the customers, and government, Bangladesh Bank and Bangladesh Securities and Exchange Commission provide legal & regulatory framework, infrastructure, economic & business environment etc. to ensure smooth operations of banking activities with transparency and accountability.

With the support & resources from various stakeholders, DBBL conducts its businesses to provide services to the customers and society at large and in the process creates and maximizes value for all its stakeholders in a fair, transparent and ethical way. Maximization of profit cannot be the only objective of the Bank, rather maximizing benefits & value for all stakeholders in a fair and balanced way thereby maximizing welfare of the economy & society as a whole is the objective of DBBL. However, profit is also important to give satisfactory returns to all the stakeholders and to ensure sustainable operations, growth and long- term solvency of the Bank which in turns enable the Bank to contribute in a greater way to the economy & society.

As DBBL is dependent on its stakeholders to continue its operation and wealth creation activities, therefore, wealth created by the Bank is also distributed to its various stakeholders. Shareholders get dividends, depositors get interest, employees receive salaries and government gets tax, VAT etc.

Measures taken by DBBL to maximize value for its stakeholders and to increase its contribution to the economy & society in a sustainable way

DBBL as a responsible citizen has taken effective measures to continue its operations in a sustainable way thereby to increase its contribution to the economy & society. DBBL has undertaken due process, procedures and systems in compliance with best practices in corporate governance, risk management, regulatory requirements, environmental issues, staff welfare, customer services and business practices to strengthen its ability to serve the stakeholders and society increasingly in a greater way.

Creation of revenues and its distribution by DBBL

Taka in Million

Particulars	Period (For the year ended 31 December)				
	2017	2016	2015	2014	2013
Creation of revenues					
Interest income	16,529	15,366	16,028	15,207	14,690
Investment income	2,027	2,072	2,059	1,990	1,669
Commission, exchange and brokerage	1,918	1,545	1,503	1,349	1,601
Other operating income	3,076	2,351	2,259	2,196	2,091
Total revenue	**23,550**	**21,333**	**21,849**	**20,742**	**20,051**
Distribution of revenues					
To depositors and lenders as interest on deposit & borrowing etc	5,040	5,402	6,240	6,873	7,353
To employees as salary and allowances	3,530	3,049	2,885	2,901	3,483
To suppliers for providing goods & services	7,446	5,787	4,765	4,327	3,370
Depreciation	1,851	1,573	1,525	1,316	1,261
Loan loss provision and other provisions	390	2,288	167	806	1,037
To Government as income tax	3,077	2,150	3,223	2,698	2,179
To Deferred tax	(239)	(691)	24	(386)	(632)
To statutory reserve fund	1,059	647	1,253	904	709
To Shareholders	1,397	1,128	1,767	1,303	1,291
As retained earnings	1,397	1,128	1,767	1,303	1,291
Total	**23,550**	**21,333**	**21,849**	**20,742**	**20,051**

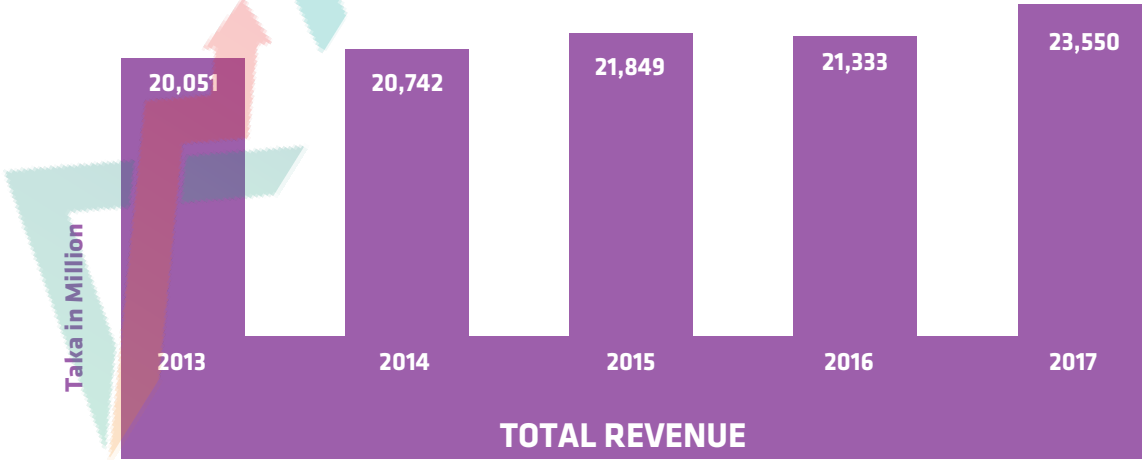

Economic Value Added (EVA) Statement

Economic Value Addition by DBBL

Economic value added (EVA) is a key performance indicator to measure profitability of a Bank as compared to cost of equity capital. It indicates how much excess value has been created by the Bank for its shareholders after deducting the minimum rate of return required by the shareholders i.e. cost of equity. DBBL has been consistently able to deliver higher EVA to its shareholders:

Taka in Million

Particulars	Period (For the year ended 31 December)				
	2017	2016	2015	2014	2013
Invested fund by the shareholders					
Shareholders' equity	19,482	17,673	16,754	14,517	12,642
Add: Provision for loans and off-balance sheet exposures	7,873	7,096	4,828	4,679	3,827
Add: Deferred tax provision (net)	1,307	771	1,954	996	1,392
Total invested fund by the shareholders	**28,662**	**25,540**	17,673	**20,193**	**17,861**
Average invested fund by the shareholders [A]	**27,101**	**24,538**	**21,864**	**19,027**	**16,747**
Earnings for the year					
Profit before taxation	5,293	3,234	6,267	4,519	3,547
Add: Provision for loans and off-balance Sheet exposures and other provisions	390	2,288	167	806	1,037
Less: Loan written-off	750	357	50	136	214
Less: Cash taxes paid	2,302	2,642	2,288	2,708	2,155
Earning for the year [B]	**2,632**	**2,522**	**4,096**	**2,480**	**2,215**
Cost of equity (On the basis of the weighted average annual yield of 364-day treasury bills plus 2% risk premium) **[C]**	**6.3%**	**7.0%**	**10.4%**	**11.6%**	**12.9%**
Cost of average equity [D= A X C]	**1,694**	**1,705**	**2,275**	**2,209**	**2,156**
Economic value added [B – D]	**938**	**817**	**1,821**	**271**	**59**

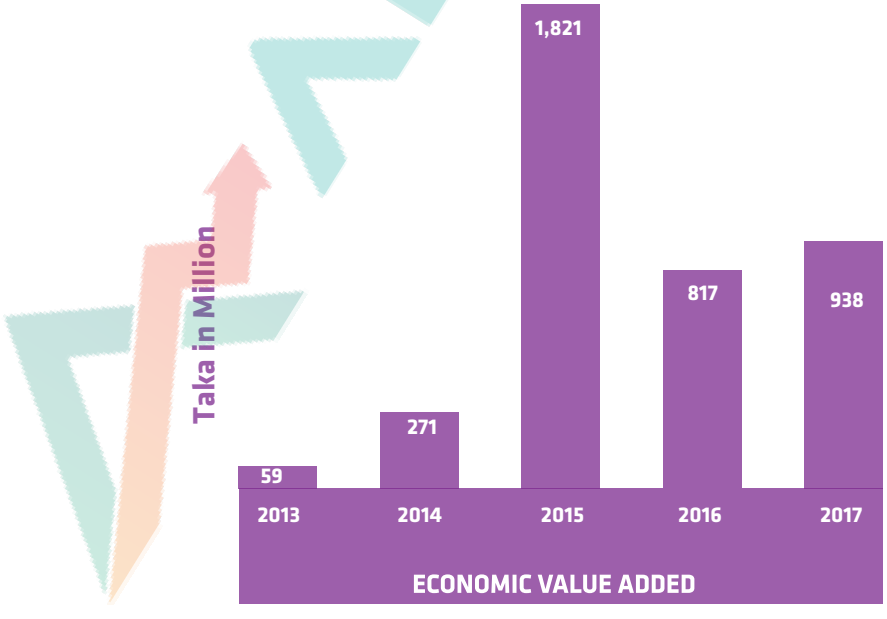

Market Value Added (MVA) Statement

Market Value Added (MVA) is the difference between the total market value (Based on the price quoted in the main bourse of the country) of equity and the total book value of equity of the Bank as at the reporting date. The higher MVA means that the market is confident in sustainable and progressive business & profit growth and cash flows of the Bank.

The following table shows that DBBL has been able to earn confidence of the shareholders & market in its ability to deliver higher value to the shareholders in future years:

Taka in Million

Particulars	Period (For the year ended 31 December)				
	2017	2016	2015	2014	2013
Total market value of the equity	30,620	23,340	21,520	21,160	20,940
Less: Total book value of the equity	19,482	17,673	16,754	14,517	12,642
Market value added	**11,138**	**5,667**	**4,766**	**6,643**	**8,298**

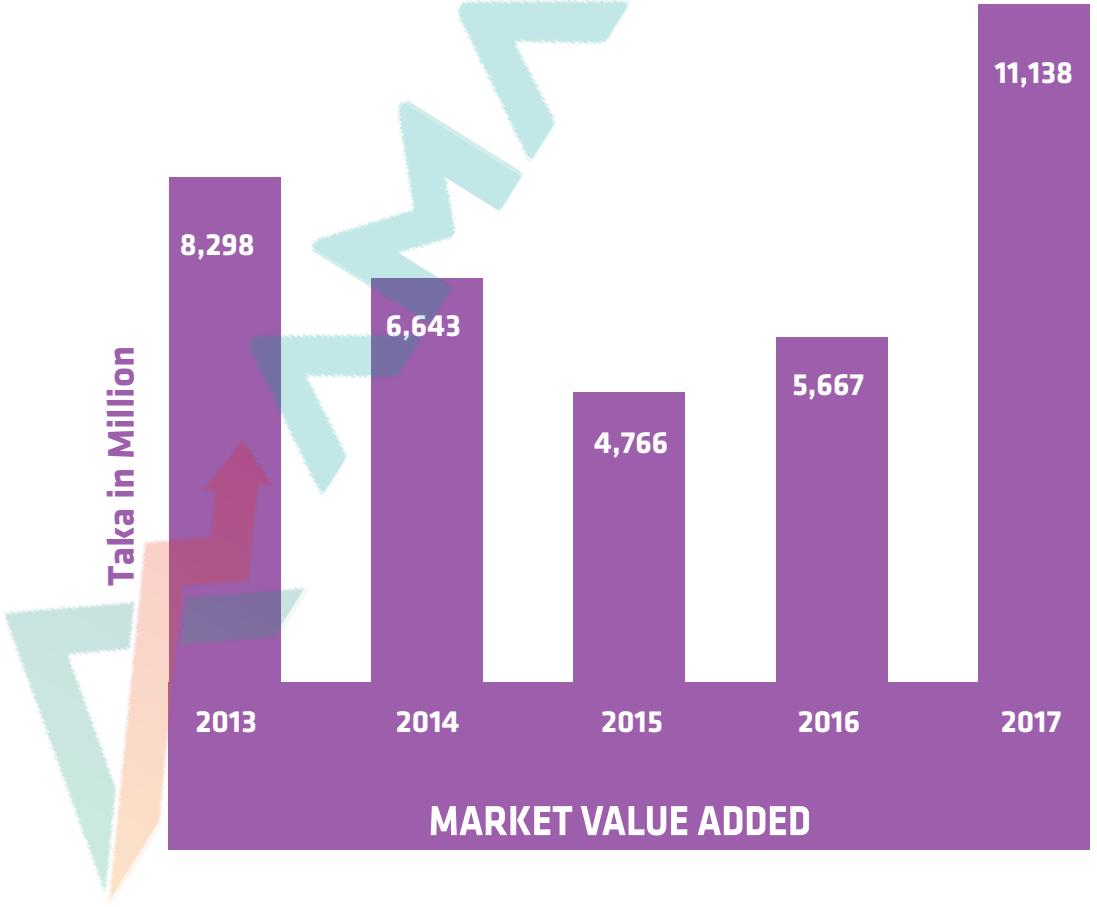

Contribution to the national exchequer

DBBL made significant contribution to the government in boosting its revenue collection. As per the prevailing law of the country, the Bank being a corporate citizen pays tax and VAT on its own income. Besides, the Bank deducts income tax, VAT and excise duty at source from clients, depositors and suppliers, and deposits the same to the national exchequer. During the year 2017, the Bank contributed Tk.6,043.4 million to national exchequer as against Tk.5,966.5 million in the previous year.

Taka in Million

Particulars	2017	2016
Income Tax		
Corporate Income tax	2,195.5	2,686.1
Tax Deducted at Source from Suppliers	2,113.3	1,808.1
Tax Deducted at Source from employees	123.2	88.4
Tax Deducted at Source from dividend	78.6	104.7
Sub-total	**4,510.6**	**4,687.3**
Value Added Tax (VAT)		
VAT on Banking Services	753.7	503.8
VAT Deducted at Source from suppliers	404.3	283.6
Excise Duty	374.8	491.8
Sub-total	**1,532.8**	**1,279.2**
Total	**6,043.4**	**5,966.5**

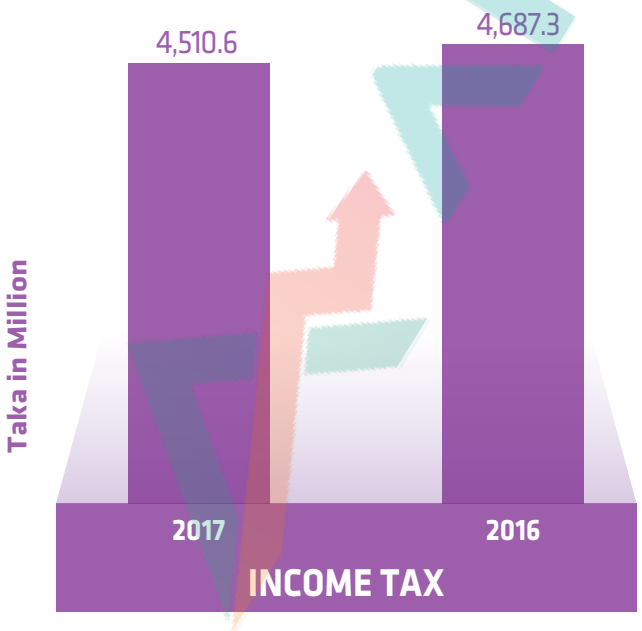

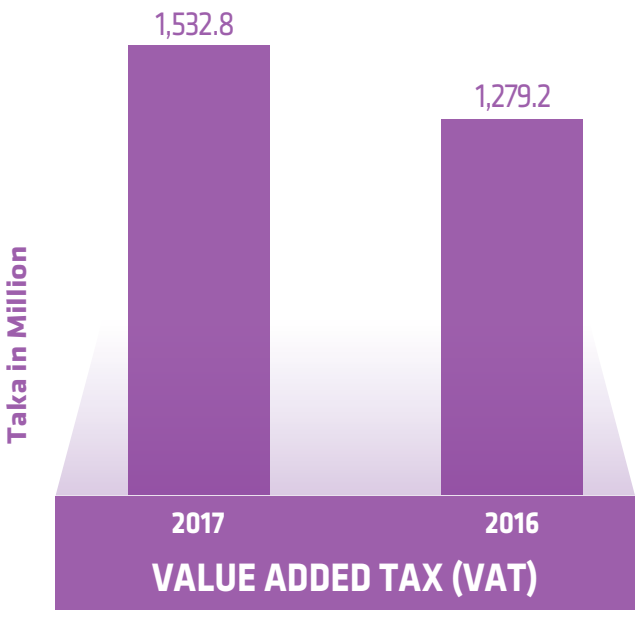

Banking Automation

In today's global business scenario, particularly in banking sector, technology plays a vital role in executing all sorts of customer friendly banking operations with cost-effective services. In this sector, competition is rising steadily day by day. As a result, technology has become an aide of necessity rather than option in financial institutions just to satisfy the growing service demand of the customer in a cost effective way. Keeping this in view, the bank has adopted many technology based solutions that has placed our bank at the zenith of the technological advancement in our banking industry.

Since the start of its operation, Dutch-Bangla Bank Limited has been continuously striving towards bringing world-class technology driven banking services, conveniences and satisfaction to its customers setting a milestone in the banking sector of the country. In many areas of banking service DBBL has been the leader & shown path to others.

It has setup country's largest ATM network comprising of more than 4,467 ATMs at the end of 2017. DBBL has introduced Fast Tracks for the first time in the country to ensure better and wider range of services to its valued customers.

DBBL has also launched the first ever e-payment gateway of the country which has started bringing a change in the online purchase and other services gradually. All these have been possible with the help of a well-trained, highly professional work force and a strong IT infrastructure. To run all the services smoothly DBBL has invested a substantial amount in developing its IT backbone.

Automated Teller Machine (ATM)

DBBL started its ATM/POS service back in 2004 and became the leader soon. The ever expanding DBBL ATM network is a mystery to other players of the country. Number of ATM of the bank stood 4,467 in 2017 compared to 4,331 in 2016.

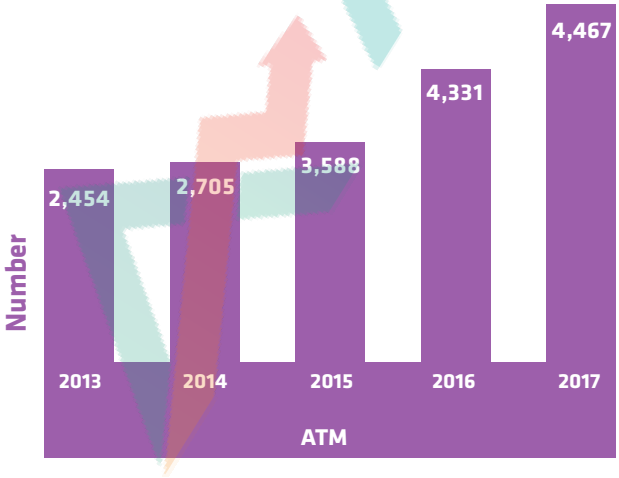

Fast Track

To provide quick and faster service and move the banking services to the doorsteps of our valued customers, the Bank has introduced Fast Tracks (FT) for the first time in the country. These FTs are comprised of ATMs, Deposit Kiosks, and Customer Service help desk officers. In 2017 DBBL have 780 Fast Track compared to 708 in 2016.

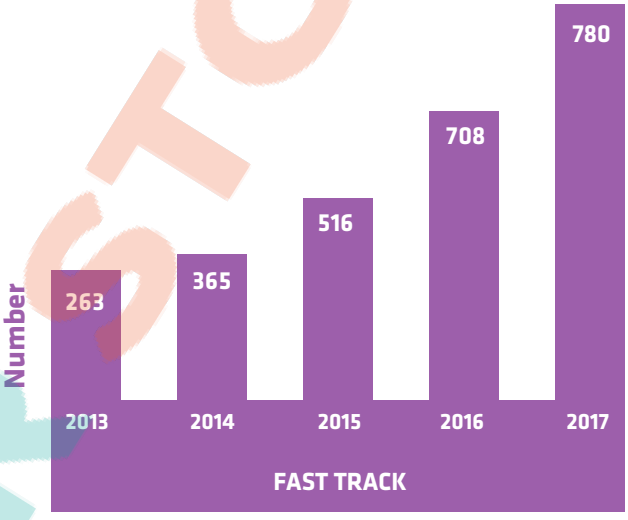

POS (Point of Sales) Merchants

POS business team acquires new retail outlets (POS Merchants) and installs Point of Sales (POS) machines in the outlets. DBBL Nexus, VISA, MasterCard, Union Pay, Discover, Diners Club card users can make transaction through EMV readable POS machines.

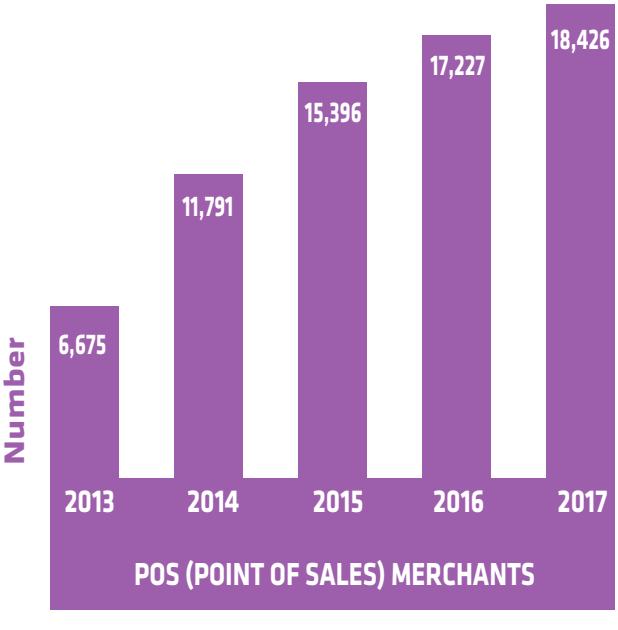

TRUSTOCK

Mobile Banking

Mobile banking service, first of its kind in the country, introduced by DBBL in 2011, was further strengthened in 2017 to cover the entire Bangladesh. The mobile banking services were rebranded in 2016 with 'Rocket' logo for more visibility and customer-centric. The mobile banking services are now spread all over Bangladesh.

Particulars	2017	2016	Variance (%)
No. of Mobile Banking Customers	14,116,480	10,300,419	37.05%
Amount of Mobile Banking Transaction	916,703 (million)	514,313 (million)	78.24%

The services were targeted to reach the unbanked poor people of the country, who are deprived from traditional banking services, living mostly in rural and remote areas to include them in financial services network through mobile phone.

Compared to traditional banking, mobile banking services are close to the doorsteps of customers, easier to use (can be operated without writing any cheque or using any card but using pin number only) through mobile phone and highly convenient for instant remittance of money from abroad or within the country to any remote destination of the country.

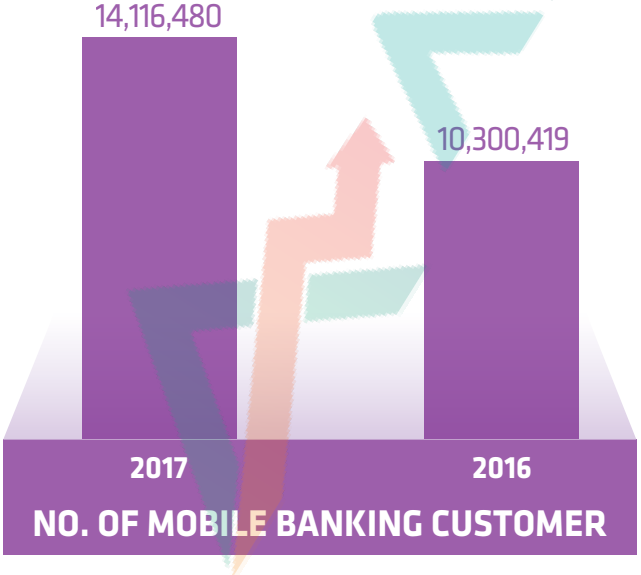

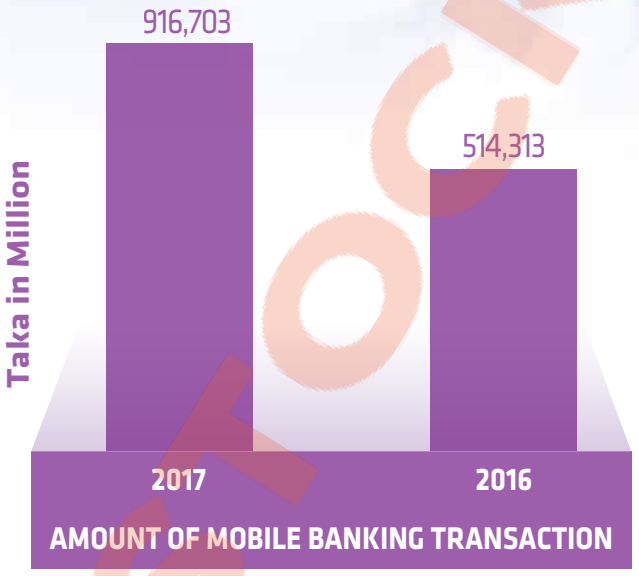

Agent Banking

Agent banking services was introduced in 2015. This is deposit based service and extended hands of DBBL branches. The objective is to bring rural small depositors under the banking umbrella.

To serve this untapped and unprivileged market, a total number of 593 employees in 77 offices across the country are continuously working together with agent points to meet customer requirements.

Agent banking was further expanded in 2017. As many as 1503 Sub-Agent Points covering 477 Upazilas under 64 District were operating at the end of Dec 2017 to serve the agent banking customers. A total of 448 Agents were engaged in providing re-balancing service to the Sub-Agents for smooth operation of customer service.

Agent Banking Customer and Transaction	2017	2016	Variance (%)
No. of Agent Banking Customers	788,260	367,626	114.42%
Amount of Agent Banking Transaction	130,541 (million)	45,269 (million)	188.37%

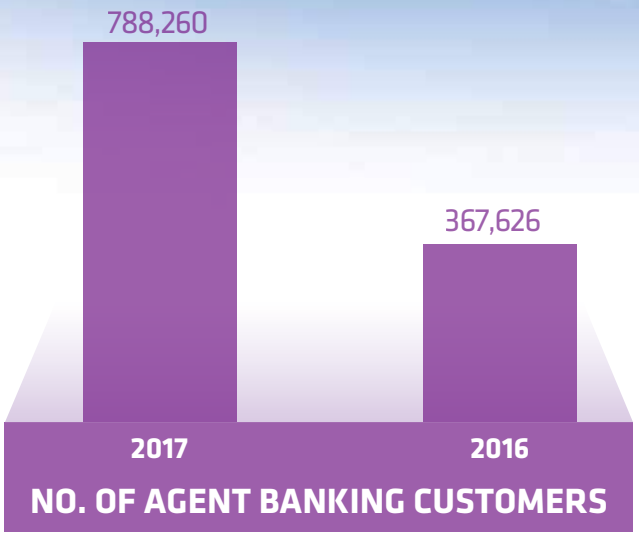

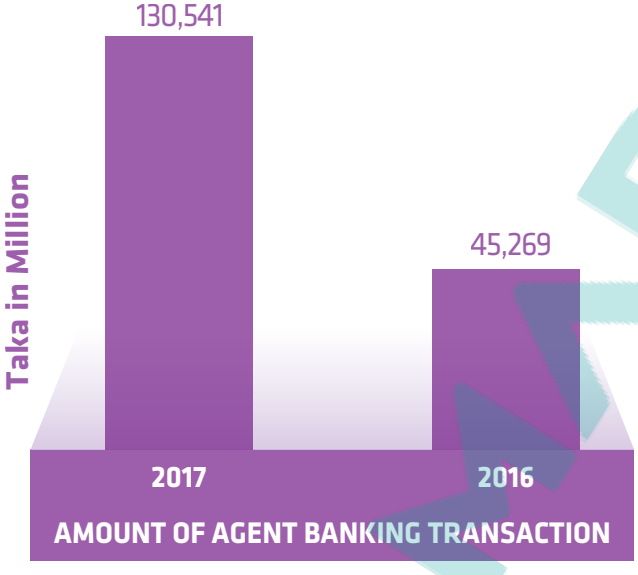

Human Resources Development

Human resource is crucial to continued growth and success of any business entity. A talented, committed, skilled and fully motivated team of human resources is the main driving force for providing better, faster and coordinated services to the clients and for performing at the highest level in a fiercely competitive financial market like Bangladesh. Accordingly, the Bank's strategy is to attract, retain and motivate the most talented people and providing them with healthy, safe and progressive working environment and competitive compensation package.

The Bank's Human Resources policies are based on trust and relationship. The Bank's policy is to look after people who want to make a long-term career with the Bank because trust and relationship are built over time.

A number of well thought out policies are in place for welfare of employees in DBBL those are in addition to competitive compensation package available in the industry:

- ✓ DBBL Provident Fund
- ✓ DBBL Superannuation Fund,
- ✓ DBBL Gratuity Fund
- ✓ House Building Loan Scheme,
- ✓ Festival bonus
- ✓ Performance bonus and
- ✓ Study leave

Taka in Million

Nature of Employees Benefit	2017	2016
Provident Fund	1,965.0	1,799.0
Gratuity Fund	1,189.0	941.6
Superannuation Fund	96.6	90.0

Career development and training program

DBBL attaches utmost importance to the development of its employees through continuous training so that DBBL executives can have competitive advantage in the market. The training need of individual employees including training need for introducing new products, services and technology is evaluated on a continuous and systematic way. DBBL executives are encouraged to attend high quality training at home and abroad to develop and broaden existing knowledge and skills and to acquire new skills and expertise.

Serial No.	Subject	Number of courses	Number of Participants
1.	**Training Courses**		
	Foundation Training Course	9	504
	Credit Risk Management	5	208
	International Trade and Foreign Exchange	2	70
	General Banking Operation	2	115
	Internet Banking/2FA/e-commerce	2	84
	General Banking Services in Core Banking Software, Flexcube Universal banking Solution (FCUBS)	2	84
	Future Leadership	1	60
Sub-total of training		**23**	**1,125**
2.	**Workshop**		
	Prevention of Money Laundering and Combating Terrorist Financing	9	893
	Legal Aspects of security and Documentation	1	67
	Financing in RMG Industries	1	60
	Capacity Building of the Branch Managers	2	93
	Overall Cash Management	2	164
	Loan Classification and Provisioning: CI-1 to CL-5	1	68
Sub-total of workshop		**16**	**1,345**
Grand Total of training and workshop		**39**	**2,470**

Employees Healthcare, safety standards and modern working environment

- A thorough medical checkup facility is provided to each employee in every alternate year.
- Medical allowance @ 10% of basic salary is paid to each employee.
- In order to provide highly sophisticated and encouraging working environment, all the DBBL offices including head office and branches are equipped with modern facilities with airconditioning and generator for power back up.
- All DBBL offices including head office and branches are equipped with fire fighting material and have multiple exit points for emergency exit.

Social Contribution

DBBL being a responsible corporate citizen of the country has been playing a pioneering role in implementing various social and philanthropic programs to help disadvantaged people of the country. Education, healthcare, human resource development, conservation of nature, creation of social awareness, rehabilitation of distress humanities and such other programs to redress human sufferings are some of the important areas where the Bank carries out its social and philanthropic activities.

In order to discharge activities related to Social Cause Programs in an effective way, DBBL established the Dutch-Bangla Bank Foundation (DBBF) in 2001 in which contribution is made by the Bank to carry out highly important social cause programs in the areas of education, healthcare etc. DBBL's contribution to Social cause programs was Tk.859.99 million in 2017 compared to Tk.838.2 million in 2016.

Contribution to Educational Sector

Education is necessary for the overall development of the country. Keeping this view in mind, Dutch-Bangla Bank has been giving top priority to promote the education sector. Awarding scholarship to meritorious students in need of financial aid, financial support for organizing the prestigious Ganit Olympiad, Physics Olympiad, helping development of educational infrastructural facilities, providing essential educational equipment etc. are some of the aspects included in the program.

With the aim of illuminating lives of tens of thousands of students with the light of education, and development of educational infrastructure of the country, DBBL has spent about Tk.557.3 million in 2017.

Taka in Million

Description of activities	Total
Scholarship	541.0
Ganit & Physics Olympiad	11.5
Development of educational infrastructure	4.8
Total	**557.3**

Contribution to Educational Sector

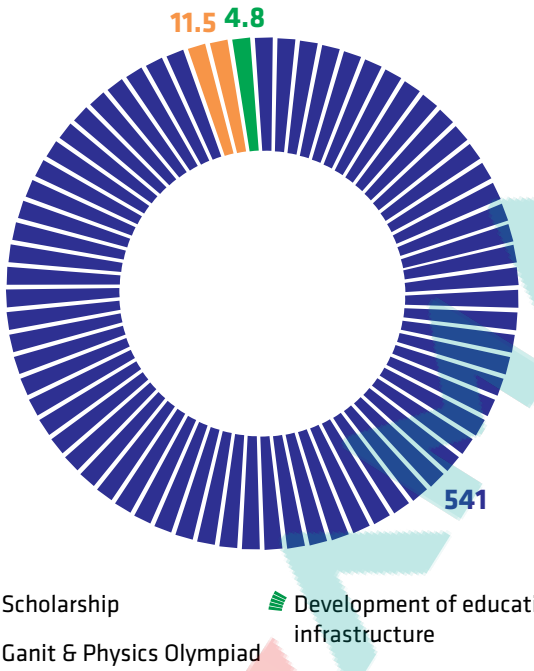

Contribution to Heath Sector

Health is one of the prime parameters to indicate the development of a nation. The need for healthcare is increasing everyday due to rapid growth of population. Dutch-Bangla Bank has identified health care as a priority sector and helped create better health care facilities at a cheaper cost for the disadvantaged population. In 2017, DBBL has spent Tk.43.8 million to provide different health care service to the poor people and infrastructure development of health sector of the country.

Taka in Million

Description of CSR activities	Total
Smile Brighter & Cataract program	7.6
Development of health infrastructure.	32.5
Donation for treatment to different helpless persons.	3.7
Total	**43.8**

Contribution to Heath Sector

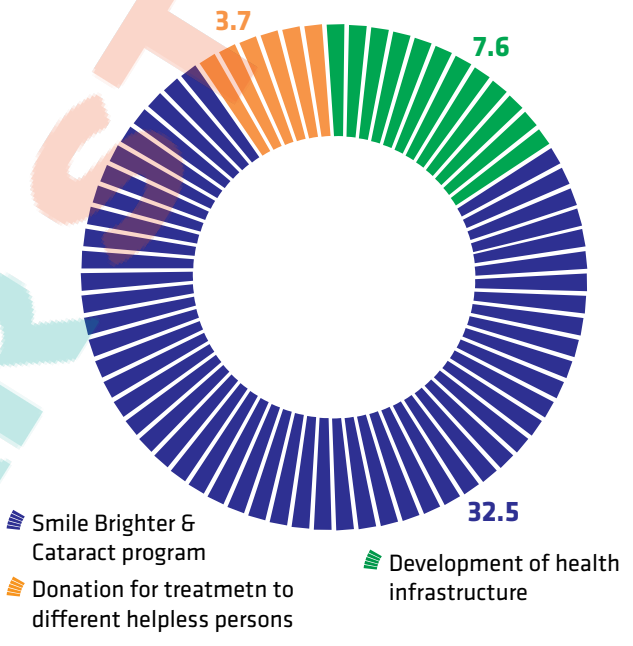

Contribution in Disaster Management

Dutch-Bangla Bank Limited (DBBL) stands by the distressed people at the time when natural calamities occur. DBBL provides support to the affected people in cash and kind for their rehabilitation after the natural calamities like cyclone, flood, tornado, landslide, river erosion, devastating fire etc. The donation in kind includes food, medicine, water purifying tablets, blankets, GCI sheets etc.

Description of CSR activities	Total
Blanket to Prime minister's relief Fund and other cold affected helpless people.	59.8
Prime Minister's Relief Fund for the flood affected people.	50.0
Prime Minister's Relief Fund for Ruhingya refugees	50.0
Total	**159.8**

Contribution to Social Development and environmental beautification

Dutch-Bangla Bank Ltd, as a corporate citizen contribute to social development of the country through construction of roads, bridge, mosque, donation to charitable organization like donation to Anjuman Mufidul Islam, Donation to Prime Minister Relied Fund, Donation to Prime Minister Education Fund and others.

Dutch-Bangla Bank also contributes to environmental beautification of the major historical place of the country to create a good image of the country to the world. DBBL constructed a monument in the crossing of Hotel Ruposhi Bangla and State Guest's House Jamuna. DBBL is also engaged in beautification of the road islands and footpaths from Kakrail Crossing to Hotel Rupashi Bangla Crossing of Dhaka metro as a part of city beautification project and beatification of Mazar Gate of Hazrat Shah Paran (R.)

Sector	Description of CSR activities	Total	Sectorwise Total
Social Development	Donation to Anjuman Mufidul Islam	20,000,000	
	Donation for beautification cost of the Mazaar gate of Hazrat Shah Paran (R.), Sylhet .	10,000,000	
	Donation for construction of bituminous carpeting work of the approach road at both sides of the bridge over Bizna Gang river on Kashba- Kuti Road	800,000	**30,800,000**
Environment and Others	Beautification and maintenance at the crossing of Hotel Ruposhi Bangla and State Guests House Jamuna.	2,198,800	**2,198,800**
	Donation to 5 families of martyred army officers killed in BDR carnage in 2009	2,400,000	
	Donation to Jatir Janak Bangabandhu Sheikh Mujibur Rahman Memorial Trust & Prime Minister's Education Assistant Trust	50,000,000	
	Contribution for creating awareness on different social issues.	5,487,162	
	Financial assistance to 'Legal Assistance to Helpless Prisoners (LAHP)' through legal assistance	1,500,000	
	Donation of 1 (one) unit of Pick-up Van to Motijheel Police Station under Dhaka Metropolitan Police	1,498,000	
	Donation of 02 (two) units of Microbus for the Detective Branch of Dhaka Metropolitan Police.	5,166,000	**66,051,162**

Commitment to rural area and Supporting SME

DBBL has seven SME/Agriculture branch mainly in rural areas to support SMEs and to bring related low income group under financial intermediation to help them become self reliant and unleash the potential of economic growth in rural area.

In order to reinforce our commitment to rural and marginal people of the country, mobile banking services and agent banking services are offered by DBBL for providing banking services to mainly those people who are living in rural areas of the country and mostly deprived of conventional banking services.

SME Financing

In the context of Bangladesh, the development of Cottage, Micro, Small and Medium Enterprises (CMSMEs) can be considered as a vital instrument for poverty alleviation and ensure the rapid industrialization.

Since inception, DBBL is constantly working for the betterment of the CMSME sector of the country. DBBL has a well-organized and fully functional SME Division equipped with efficient manpower and is actively supporting this industry through its widespread network all over the country.

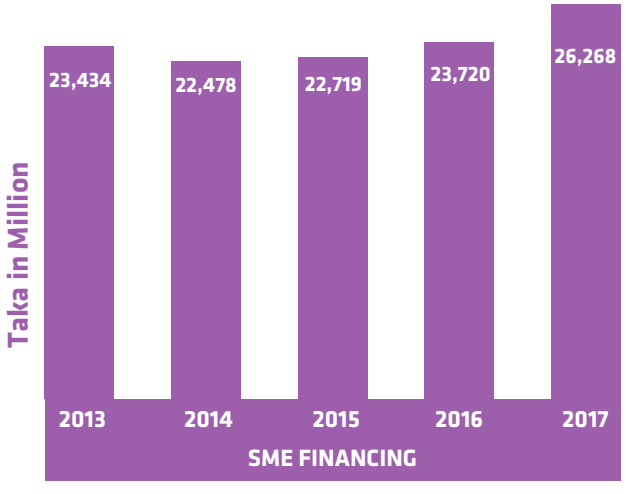

Agricultural Financing

Bangladesh Bank's Agricultural & Rural Credit Policy and Program emphasize to ensuring food security and alleviating rural poverty through escalating the scope of agricultural credit, financial inclusion, resulting in increased fund flow in rural areas. Under the policy, adequate credit has also been provided for two other main sub-sectors namely Fishery and Livestock alongside the crop loan including income generating and poverty alleviation activities in rural areas.

Bangladesh Bank for the FY 2017-2018 has set a target for DBBL of Tk.3,230.0 million for disbursement of agricultural and rural credit. It is worth mentioning that up to June 30, 2017, DBBL has disbursed Tk.4566.8 million out of the target amount of Tk.2,650.00 million for the FY 2016-2017. As per guideline of Bangladesh Bank, DBBL is actively financing in crop, fisheries, poultry and livestock sectors within which crop sector occupies the majority portion. Year wise disbursement of agricultural financing was Tk.3,547.5 million in 2017 compared to Tk.2,578.6 million in 2016.

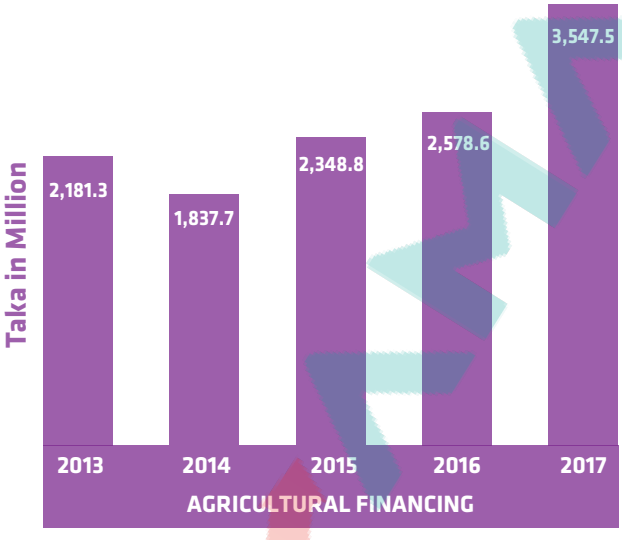

Environmental Contribution

Green Banking

In light with Banking Regulations & Policy Department, Bangladesh Bank vide their Circular No. 02 dated February 27, 2011; DBBL has outlined a detail policy guideline for implementing Green Banking activities under a comprehensive Green Banking Policy in a formal and structured manner in line with global norms so as to protect environmental degradation and ensure sustainable banking practices. DBBL believes that Green Banks or environmentally responsible banks do not only improve their own standards but also affect socially responsible behavior of other businesses.

DBBL, with the support of FMO, has established an international standard Environmental & Social Management System (ESMS) of its own by the technical assistance of a 3rd party consultant viz. F.I. Konsult from Czech Republic. As part of the capacity development program, DBBL has completed, among others, revision of its existing Green Banking policy along with internationally accepted exclusion list and launched Environmental & Social (E&S) Categorization Tool (Environmental Risk Rating) in excel based software as per ERM guidelines of Bangladesh Bank and international best practices.

DBBL complies with environmental standard while financing industrial projects. Projects with likely adverse impact on environment are strongly discouraged by DBBL. We are trying to incorporate sound environmental management process in business operations of projects financed by us that can ensure healthy and sustainable lives for our future generations. DBBL introduced a guideline demanding assessment of environmental and social impacts of the projects to ensure that operations of the projects would be eco-friendly.

DBBL is sponsoring social awareness programs for protecting the environment.

Environmental degradation and depletion of natural resources are matters of great concern in Bangladesh like anywhere in the world. Environmental degradation is taking place due to poverty, over population and lack of awareness about the environment. It is manifested by deforestation, destruction of wetlands, depletion of soil nutrients etc. Natural calamities like floods, cyclones and tidal bores also result in severe socio-economic and environmental damage. DBBL has been continuously creating social awareness to protect the environment that is essential for present and future generations. With that end in view, DBBL is regularly advertising in print and electronic media to develop an eco-friendly society for sustainable and healthy human life.

Green Financing

The bank has introduced environment friendly innovative green products to address the core environmental challenges of the country. Eco-friendly business activities and energy efficient industries like renewable energy project, clean water supply project, waste water treatment plant, solid & hazardous waste disposal plant, bio-fertilizer plant should be encouraged and financed by the bank. Consumer loan programs may be applied for promoting environmental practices among borrowers.

The bank should encourage marketing products that are presumed to be environmentally safe which includes product modification, changes to the production process, packaging changes as well as modifying advertising activities.

Bank has disbursed Tk.26,980.44 million in 2017 compared to Tk.32,815,62 million in 2016 to projects having Effluent Treatment Plant (ETP).

Taka in Million

Particulars	2017	2016
Direct & Indirect Green Finance	26,980.44	32,815.62
Utilization of Climate Risk Fund	159.80	96.50

Fund Allocation for Climate change Risks

Bank has contributed Tk.159.80 million in 2017 compared to Tk.96.50 million in 2016 for disaster management. DBBL has donated Tk.50.00 million during the year 2017 compared to Tk.7.50 million during the year 2016 for rehabilitation of the flood affected peoples in the country.

In-house Environment & Social Management

The bank has given emphasis on reducing its impact on the environment by eliminating paper & waste, saving gas and carbon emission, reducing painting cost and postage expense etc. Online communication is extensively used for internal correspondence. Effective and optimum utilization of online banking facilities is highly encouraged to reduce operating time, resources and to ensure fast customer services.

A "Green Office Guideline has been circulated to the employees for efficient use of electricity, water, paper and reuse of equipments. The office order entails the following instructions or advices;

- Double-side printing to save paper consumption;
- Application of eco-font printing to reduce ink;
- Use of scrap paper as notepads;
- Avoiding use of disposable cups;
- Installation of energy efficient electronic equipment;
- Automatic shutdown of computer, fans, light, air cooler, use of energy saving bulbs, installation of solar energy etc to help reduce electricity consumption;
- Purchase of energy efficient cars that can reduce gas and petroleum consumption.

Taka in Million

Consumption	2017	2016
Paper & Stationary	145.9	159.7
Water	7.89	6.70
Electricity Consumption	410.9	356.2
Fuel	48.0	47.9
ATM & Fast Track powered by Solar Energy	57 booth	57 booth
Branches Partially Powered by Solar Energy	9 branches	11 branches

corporate governance


AMAR STOCK

CORPORATE GOVERNANCE

Corporate Governance

Corporate Governance is the system of internal controls and procedures used to define and protect the rights and responsibilities of various stakeholders. The Bank has adequately complied with all the Corporate Governance Guidelines of Bangladesh Bank and Bangladesh Securities and Exchange Commission (BSEC). It is ensured by the Board that all activities and transactions of the Bank are conducted in compliance with international best practices to protect the highest interest of all the stakeholders.

Maximizing value for shareholders through performance with good governance is the responsibility of corporate management. In line with the best practice, the corporate governance systems and practices in DBBL are designed to ensure adequate internal control in operational process, transparency and accountability in doing business and proper and timely disclosures in financial reporting so that value is maximized for all the stakeholders.

Responsibilities and functions are segregated in a way to strike the right balance between the Board and the Management. The Board provides leadership and direction of the Bank, approves strategic plans and major policy decisions and supervises performance of the management. The Board is responsible for ensuring and encouraging compliance, ethical standard and integrity throughout DBBL.

The Bank has a policy for delegation of authority. Accordingly, authorities are delegated to the Managing Director & CEO, other senior management and cross functional management committees comprising senior management and head of functional divisions to review achievements of key objectives. The Board has also clearly delegated authorities to Board Committees with specific terms of reference which sets out their objectives and responsibilities.

The Board

The Board is comprised of directors having diverse skills, experience and expertise to add value towards better corporate governance of the Bank and maximizing value for all stakeholders.

The Board discharges its responsibilities itself or through various committees. The Board meets on a regular basis to discharge its responsibilities.

The Board is made up of seven directors including a non-executive chairman (sponsor director) and two non-executive sponsor directors, one non-executive director representing general public shareholders' group, two independent directors and one executive managing director & CEO as follows

Mr. Sayem Ahmed
Sponsor Director & Chairman

Mr. Abedur Rashid Khan
Sponsor Director

Mr. Bernhard Frey
Nominee of Ecotrim Hong Kong Limited, a sponsoring shareholder

Mr. Md. Fakhrul Islam
Elected from General Public Shareholders' group

Mr. Md. Nazim Uddin Bhuiyan, FCMA
Independent Director

Mr. Mohd. Khorshed Alam
Independent Director

Mr. Abul Kashem Md. Shirin
Ex-officio Director (Managing Director & CEO)

Chairman of the Board

The non-executive Chairman of the Board is fully independent of the Managing Director & CEO of the Bank.

Independent Director

DBBL has two independent directors in the Board of the Bank. In compliance with corporate governance guidelines of BSEC and as per rule of Bangladesh Bank, two independent directors have been appointed in the Board of Directors.

Mr. Md. Nazim Uddin Bhuiyan, FCMA is an independent director in the Board of the Bank. Mr. Bhuiyan is a Professor, Department of Accounting & Information Systems, University of Dhaka having long 28 years of teaching experience. He is a Fellow Member of the Institute of Cost and Management Accountants of Bangladesh.

Mr. Mohd. Khorshed Alam is also an independent director in the Board of the Bank. Mr. Alam is a renowned businessman, having long 42 years of business experience. He is a Director of Bangladesh Textile Mills Association, Dhaka; Advisor of Bangladesh China Chamber of Commerce & Industry; and Member of Advisory Committee of National Institute of Textile Engineering & Research (NITER) and Managing Director of M/s. Duptara Spinning Mills Ltd.; and M/s. Intimate International Ltd.; and Chairman of Little Star Spinning Mills Ltd.; and Intimate Spinning Mills Ltd.

Key objectives of the directors

The Board is responsible for ensuring governance and performance of the company by directing and overseeing activities of the executive management by making them transparent, accountable and responsible. The directors are expected to protect the long -term interest of the shareholders and all stakeholders by setting key objectives for the management and by monitoring and ensuring that those objectives are achieved by the management in a sustainable way while maintaining transparency and accountability at every stage of operations.

The Board must be satisfied that sufficient risk management systems are in place to mitigate core risks of the Bank and that there are adequate checks and balances in the internal control system to protect the value and quality of assets of the Bank.

The Board of Directors is entitled to timely, accurate and adequate information & data to ensure effective control over operational, financial, strategic, compliance, governance and risk management issues of the Bank.

The Board is responsible for ensuring the following

- Policy formulation and implementation, risk management, internal control, internal audit and its compliance.
- Setting key targets of the Bank and monitoring progress towards achievement of such targets.
- Approval of major policy decisions and long term strategic plans to achieve key objectives in an efficient and effective way.
- Disclosure of accurate, timely and reliable information to shareholders.

They are expected to

- demonstrate the highest professional and ethical standards.
- be fully independent from management.
- be knowledgeable about the business and challenges that DBBL is facing.
- apply prudence and judgment in decision making.
- display commitments to the Bank and its all stakeholders through participation in the affairs of the Bank.

Number of Board Meeting held in 2017

Number of Board Meetings held in 2017 and the attendance of each Director are shown in **Annexure –A of** Corporate Governance Guidelines of BSEC.

The Committees of the Board of Directors

As per Bangladesh Bank guidelines, the Board has three committees namely Executive Committee, Audit Committee and Risk Management Committee. Each Committee operates under specific Terms of Reference (TOR) that sets out its responsibilities and composition.

The TORs are designed and reviewed to ensure that the objectives of each committee are achieved in an effective way and that regulatory obligations and obligation to shareholders are fulfilled. The Committee regularly evaluates progress towards key objectives. Accordingly, time and efforts are dedicated to focus on responsibilities those are central to achieve the core objectives of respective committees.

Executive Committee of the Board

The Executive Committee of the Board is comprised of the following members of the Board.

Mr. Abedur Rashid Khan	: Chairman
Mr. Sayem Ahmed	: Member
Mr. Abul Kashem Md. Shirin	: Member

Responsibility of Executive Committee (EC)

The responsibility of Executive Committee of the Board is clearly delegated by the Board in line with regulatory guidelines. Accordingly, the EC exercises all the powers and functions on behalf of the Board in regard to:

- approving credit proposals.
- monitoring quality of loan portfolio.
- administrative affairs.
- financial affairs.

However, approval of large loans (as defined by Bangladesh Bank), all policy matters and strategic issues are dealt with by the Board of Directors of the Bank.

Audit Committee of the Board (AC)

The Audit Committee of the Board is comprised of the following non-executive members of the Board.

Mr. Md. Nazim Uddin Bhuiyan, FCMA	: Chairman
Mr. Md. Fakhrul Islam	: Member
Mr. Mohd. Khorshed Alam	: Member

Salient Feature of the Objectives and Responsibilities of the Audit Committee of the Board, number of Audit Committee meeting held in 2017 and Report of the Audit Committee of the Board are given on **page 72 to 73** of this Annual Report.

Risk Management Committee of the Board (RMC)

The Risk Management Committee of the Board is comprised of the following non-executive members of the Board.

Mr. Abedur Rashid Khan	: Chairman
Mr. Sayem Ahmed	: Member
Mr. Md. Nazim Uddin Bhuiyan, FCMA	: Member

Salient Feature of the Objectives and Responsibilities of the Risk Management Committee of the Board are given below

The TORs of the RMC is to oversee as to whether various core risks of the Bank i.e. credit risk, foreign exchange risk, internal control & compliance risk, money laundering risk, ICT risk, operational risk , interest rate risk, liquidity risk and other residual risks have been identified and measured by the Bank management and whether adequate risk management and risk mitigation systems have been put in place by the Bank management and whether adequate provisions and capital have been maintained against combined risks undertaken by the Bank.

Preparation of Financial Statements

Financial statements of DBBL give a true and fair view of the state of affairs of the Bank and the results of its operations and cash flows. All the applicable Bangladesh Accounting Standards (BAS) and Bangladesh Financial Reporting Standards (BFRS) adopted by the Institute of Chartered Accountants of Bangladesh (ICAB) are complied with for preparation of financial statements. The financial statements are prepared by the management and approved by the Board of Directors and audited by auditors appointed by the shareholders in the Annual General Meeting.

Directors' Responsibility for Internal Control and Financial Reporting

Directors' statement on their responsibility for internal control and financial reporting of the Bank is given on **page 364** of this Annual Report.

External audit

M/s. A. Qasem & Co., [A member firm of Ernst & Young Global Limited], Chartered Accountants is the statutory (external) auditors of the Bank. They don't provide any other accounting, taxation or advisory services to the Bank except certification of cash incentives payable to exporters.

Compliance with Bangladesh Bank regulations

As a commercial bank, DBBL is regulated and supervised by Bangladesh Bank under the Banking Companies Act, 1991 and rules and regulations made there under. DBBL attaches highest priority to strict compliance with all regulatory requirements of Bangladesh Bank in terms of core risk management, capital adequacy ratio, foreign exchange regulations, liquidity management, KYC and anti-money laundering compliance etc.

Audit and Inspection by Bangladesh Bank

In addition to Annual Comprehensive Inspection of DBBL , Bangladesh Bank also undertakes various kinds of audits & inspections of DBBL covering various risks and functional areas at regular intervals. Compliance with observations and recommendations made by Bangladesh Bank help the Bank to improve internal control, risk management, corporate governance and regulatory compliance maximizing benefit for all stakeholders.

Compliance with Corporate Governance Guidelines of Bangladesh Bank

DBBL has also adequately complied with Corporate Governance Guideline of Bangladesh Bank (BRPD Circular No. 11, dated October 27, 2013) in terms of overall business activities of the Bank including credit and risk management, internal control, human resource management as well as income and expenses. It also fully complies with formation of Board, Executive Committee, Audit Committee and Risk Management Committee of the Board and their TORs to improve overall corporate governance system of the Bank and safeguard the interest of all stakeholders. Segregation of financial, operational and administrative authorities and responsibilities between Board and Management have been also ensured.

Compliance with BSEC regulations

As a listed company, DBBL is also regulated by the Bangladesh Securities and Exchange Commission (BSEC). DBBL has adequately complied with corporate governance guidelines issued by the Bangladesh Securities and Exchange Commission as follows:

- There are two independent directors on the Board of the Bank.
- Both the independent directors are members of the Audit Committee of the Board with one independent director acting as its Chairman.
- The quorum of the Audit Committee is not constituted without at least one independent director.
- A certificate has been obtained from M/s. Hoda Vasi Chowdhury & Co., Chartered Accountants on reporting and compliance of Corporate Governance guidelines of BSEC.
- Code of Conduct for the directors as laid down by Bangladesh Bank and Bangladesh Securities and Exchange Commission in their respective Corporate Governance guidelines, is followed by the directors and annual compliance has been reviewed and recorded.
- The Board has clearly defined the respective roles and responsibilities of the Chairman and the Managing Director & CEO.
- The Board has also clearly defined the respective roles, responsibilities and duties of the Chief Financial Officer (CFO), the Head of Internal Audit and the Company Secretary.
- The Board has clearly set forth in writing, the duties of the Audit Committee of the Board in term of BSEC and Bangladesh Bank guidelines.

Credit Rating of the Bank

In line with Bangladesh Bank's BRPD Circular No. 06 dated July 05, 2006 and in order to improve the risk management and corporate governance system of the Bank and to safeguard the interest of investors, depositors, creditors, shareholders and the Bank Management as a whole, Credit Rating of the Bank for the year 2016 was done by Credit Rating Information and Services Limited (CRISL). The date of rating by CRISL was 13 June, 2017.

CRISL assigned 'AA+' (pronounced as double A plus) rating in the Long Term and 'ST-1' rating in the Short Term. DBBL has appointed reputed international credit rating agency Moody's Investors Service for credit rating of the Bank for the year 2017. Credit rating of the Bank will continue in the future by local as well as international credit rating agencies.

Relations and communication with shareholders

The Bank attaches highest importance on two way communications with the shareholders. The Bank believes that the shareholders should have access to all relevant information about the Bank to make informed, judgment and decisions. All the relevant information is placed in the website (www.dutchbanglabank.com) of the Bank for convenience of the shareholders. As per BSEC guidelines all the price-sensitive information having any possible impact on share prices of the Bank are communicated to the shareholders by publication in national dailies, online news portal and through website of DSE, CSE and BSEC. Quarterly and Half-yearly financial statements are published in the national dailies and these are also communicated to all the shareholders through DSE, CSE and BSEC. Audited yearly Financial Statements are published in the national dailies. The half-yearly and yearly results and press releases are also made available in our website. The Annual General Meeting provides very good opportunities for communication with shareholders. All the suggestions or recommendations made by the shareholders in AGM or any time during the year are taken very seriously for compliance and better corporate governance of the Bank.

Status of compliance with the conditions imposed by Bangladesh Securities and Exchange Commission's Notification No. SEC/CMRRCD/2006-158/134/Admin/44 dated 07 August 2012:

Condition No.	Title	Compliance Status (Put √ in the appropriate column)		Remarks (if any)
		Complied	Not Complied	
1.1 Board's Size	The number of the Board Members of the company shall not be less than 5 (five) and more than 20 (twenty).	√		
1.2 Independent Directors	i) At least one fifth (1/5) of the total number of directors in the company's Board shall be independent directors.	√		
	ii) For the purpose of this clause 'Independent director' means a director-			
	(a) who either does not hold any share in the company or holds less than one percent (1%) shares of the total paid-up shares of the company;	√		
	(b) who is not a sponsor of the company and is not connected with the company's any sponsor or director or shareholder who holds one percent (1%) or more shares of the total paid-up shares of the company on the basis of family relationship. His/her family members also should not hold above mentioned shares in the company: Provided that spouse, son, daughter, father, mother, brother, sister, son-in-law and daughter-in-law shall be considered as family members;	√		
	(c) who does not have any other relationship, whether pecuniary or otherwise, with the company or its subsidiary/ associated companies;	√		
	(d) who is not a member, director or officer of any stock exchange;	√		
	(e) who is not a shareholder, director or officer of any member of stock exchange or an intermediary of the capital market;	√		
	(f) Who is not a partner or an executive or was not a partner or an executive during the preceding 3 (three) years of the concerned company's statutory audit firm;	√		
	(g) who shall not be an independent director in more than 3 (three) listed companies;	√		
	(h) who has not been convicted by a court of competent jurisdiction as a defaulter in payment of any loan to a bank or a Non-Bank Financial Institution (NBFI);	√		

	(i) who has not been convicted for a criminal offence involving moral turpitude;	√		
	iii) the independent director(s) shall be appointed by the Board of Directors and approved by the shareholders in the Annual General Meeting (AGM).	√		
	iv) the post of independent director(s) cannot remain vacant for more than 90 (ninety) days.	√		
	v) the Board shall lay down a code of conduct of all Board Members and annual compliance of the code to be recorded.	√		
	vi) the tenure of office of an independent director shall be for a period of 3 (three) years, which may be extended for 1 (one) term only.	√		
1.3 Qualification of Independent Director (ID)	i) Independent Director shall be a knowledgeable individual with integrity who is able to ensure compliance with financial, regulatory and corporate laws and can make meaningful contribution to business.	√		
	ii) The person should be a Business Leader / Corporate Leader / Bureaucrat / University Teacher with Economics or Business Studies or Law Background / Professionals like Chartered Accountants, Cost & Management Accountants, Chartered Secretaries. The independent director must have at least 12 (twelve) years of corporate management / professional experiences.	√		
	iii) In special cases the above qualifications may be relaxed subject to prior approval of the Commission.			Not applicable
1.4 Chairman of the Board and Chief Executive Officer	The position of the Chairman of the Board and the Chief Executive Officer of the companies shall be filled by different individuals. The Chairman of the company shall be elected from among the directors of the company. The Board of Directors shall clearly define respective roles and responsibilities of the Chairman and the Chief Executive Officer.	√		Roles and responsibilities are as per Bangladesh Bank guidelines and service rules of the Bank.

1.5: The Directors' Report to Shareholders

i.	Industry outlook and possible future developments in the industry.	√		
ii.	Segment-wise or product-wise performance.	√		
iii.	Risks and concerns.	√		
iv.	A discussion on Cost of Goods Sold, Gross Profit Margin and Net Profit Margin.			Not applicable
v.	Discussion on continuity of any Extra-Ordinary gain or loss.			Not applicable



vi.	Basis for related party transactions- a statement of all related party transactions should be disclosed in the annual report.	√		
vii.	Utilization of proceeds from public issues, rights issues and / or through any others instrument.	√		IPO was made in 2001 and the IPO fund were used for acquisition of fixed assets and lending
viii.	An explanation if the financial results deteriorate after the company goes for Initial Public Offering (IPO), Repeat Public Offering (RPO), Rights Offer, Direct Listing, etc.			Not applicable
ix.	If significant variance occurs between Quarterly Financial Performance and Annual Financial Statements the management shall explain about the variance on their Annual Report.			Not applicable
x.	Remuneration to directors including independent directors.	√		
xi.	The financial statements prepared by the management of the issuer company present fairly its state of affairs, the result of its operations, cash flows and changes in equity.	√		
xii.	Proper books of account of the issuer company have been maintained.	√		
xiii.	Appropriate accounting policies have been consistently applied in preparation of the financial statements and that the accounting estimates are based on reasonable and prudent judgment.	√		
xiv.	International Accounting Standards (IAS) / Bangladesh Accounting Standards (BAS) / International Financial Reporting Standards (IFRS) / Bangladesh Financial Reporting Standards (BFRS), as applicable in Bangladesh, have been followed in preparation of the financial statements and any departure there-from has been adequately disclosed.	√		
xv.	The system of internal control is sound in design and has been effectively implemented and monitored.	√		
xvi.	There are no significant doubts upon the issuer company's ability to continue as a going concern. If the issuer company is not considered to be a going concern, the fact along with reasons thereof should be disclosed.			Not applicable
xvii.	Significant deviations from the last year's operating results of the issuer company shall be highlighted and the reasons thereof should be explained.			Not applicable

INVEST STOCK

xviii.	Key operating and financial data of at least preceding 5 (five) years shall be summarized.	√		
xix.	If the issuer company has not declared dividend (cash or stock) for the year, the reasons thereof shall be given.			Not applicable
xx.	The number of Board meeting held during the year and attendance by each director shall be disclosed.	√		
xxi.	The pattern of shareholding shall be reported to disclose the aggregate number of shares (along with name wise details where stated below) held by:-			
	(a) Parent / Subsidiary / Associated Companies and other related parties (name wise details);			Not applicable
	(b) Directors, Chief Executive Officer, Company Secretary, Chief Financial Officer, Head of Internal Audit and their spouses and minor children (name wise details);	√		
	(c) Executives;	√		
	(d) Shareholders holding ten percent (10%) or more voting interest in the company (name wise details).	√		
xxii.	In case of appointment / re-appointment of a director the company shall disclose the following information to the shareholders:-			
	(a) a brief resume of the director;	√		
	(b) nature of his / her expertise in specific functional areas;	√		
	(c) names of companies in which the person also holds the directorship and the membership of committees of the board.	√		

2.00: Chief Financial Officer (CFO), Head of Internal Audit and Company Secretary (CS)

2.1 Appointment	The company shall appoint a Chief Financial Officer (CFO), a Head of Internal Audit (Internal Control and Compliance) and a Company Secretary (CS). The Board of Directors should clearly define respective roles, responsibilities and duties of the CFO, the Head of Internal Audit and the CS.	√		
2.2 Requirement to attend the Board Meetings	The CFO and the Company Secretary of the companies shall attend the meetings of the Board of Directors, provided that the CFO and / or the Company Secretary shall not attend such part of a meeting of the Board of Directors which involves consideration of an agenda item relating to their personal matters.	√		

AMAR STOCK



3.00: Audit Committee

i.	The company shall have an Audit Committee as a sub-committee of the Board of Directors.	√		
ii.	The Audit Committee shall assist the Board of Directors in ensuring that the financial statements reflect true and fair view of the state of affairs of the company and in ensuring a good monitoring system within the business.	√		
iii.	The Audit Committee shall be responsible to the Board of Directors. The duties of the Audit Committee shall be clearly set forth in writing.	√		As per Bangladesh Bank and BSEC guidelines

3.1: Constitution of the Audit Committee

i.	The Audit Committee shall be composed of at least 3 (three) members.	√		
ii.	The Board of Directors shall appoint members of the Audit Committee who shall be directors of the company and shall include at least 1 (one) independent director.	√		
iii.	All members of the Audit Committee should be 'financially literate' and at least 1 (one) member shall have accounting or related financial management experience.	√		
iv.	When the term of service of the Committee members expires or there is any circumstance causing any Committee member to be unable to hold office until expiration of the term of service, thus making the number of the Committee members to be lower than the prescribed number of 3 (three) persons, the Board of Directors shall appoint the new Committee member(s) to fill up the vacancy(ies) immediately or not later than 1 (one) month from the date of vacancy(ies) in the Committee to ensure continuity of the performance of work of the Audit Committee.			Not applicable
v.	The company secretary shall act as the secretary of the Committee.	√		
vi.	The quorum of the Audit Committee meeting shall not constitute without at least 1 (one) independent director.	√		

3.2: Chairman of the Audit Committee

i.	The Board of Directors shall select 1 (one) member of the Audit Committee to be Chairman of the Audit Committee, who shall be an independent director.	√		
ii.	Chairman of the Audit Committee shall remain present in the Annual General Meeting (AGM).	√		

FAIR STOCK

3.3 Role of Audit Committee

i.	Oversee the financial reporting process.	√		
ii.	Monitor choice of accounting policies and principles.	√		
iii.	Monitor internal Control Risk Management process.	√		
iv.	Oversee hiring and performance of external auditors.	√		
v.	Review along with the management, the annual financial statements before submission to the Board for approval.	√		
vi.	Review along with the management, the quarterly and half yearly financial statements before submission to the board for approval.	√		
vii.	Review the adequacy of internal audit function.	√		
viii.	Review statement of significant related party transactions submitted by the management.	√		
ix.	Review Management Letters / Letter of Internal Control weakness issued by statutory auditors.	√		
x.	When money is raised through Initial Public Offering (IPO) / Repeat Public Offering (RPO) / Rights Issue the company shall disclose to the Audit Committee about the uses / applications of funds by major category (capital expenditure, sales and marketing expenses, working capital, etc), on a quarterly basis, as a part of their quarterly declaration of financial results. Further, on an annual basis, the company shall prepare a statement of funds utilized for the purposes other than those stated in the offer documents / prospectus.	√		IPO was made in 2001 and the IPO fund were used for acquisition of fixed assets and lending

3.4: Reporting of the Audit Committee

3.4.1 Reporting to the Board of Directors	i) The Audit Committee shall report on its activities to the Board of Directors.	√		
	ii) The Audit Committee shall immediately report to the Board of Directors on the following findings, if any:-			
	(a) report on conflicts of interests;			Not applicable
	(b) suspected or presumed fraud or irregularity or material defect in the internal control system;			Not applicable
	(c) suspected infringement of laws, including securities related laws, rules and regulations;			Not applicable
	(d) any other matter which shall be disclosed to the Board of Directors immediately.			Not applicable

3.4.2 Reporting to the Authorities	If the Audit Committee has reported to the Board of Directors about anything which has material impact on the financial condition and results of operation and has discussed with the Board of Directors and the management that any rectification is necessary and if the Audit Committee finds that such rectification has been unreasonably ignored, the Audit Committee shall report such finding to the Commission, upon reporting of such matters to the Board of Directors for three times or completion of a period of 6 (six) months from the date of first reporting to the Board of Directors, whichever is earlier.			Not applicable

3.5: Reporting to the Shareholders and General Investors

	Report on activities carried out by the Audit Committee, including any report made to the Board of Directors under condition 3.4.1 (ii) above during the year, shall be signed by the Chairman of the Audit Committee and disclosed in the Annual Report of the issuer company.	√		

4.00: External / Statutory Auditors

The issuer company should not engage its external / statutory auditors to perform the following services of the company; namely:-

i.	Appraisal or valuation services of fairness opinions.	√		
ii.	Financial information systems design and implementation.	√		
iii.	Book-keeping or other services related to the accounting records or financial statements.	√		
iv.	Broker-dealer services.	√		
v.	Actuarial services.	√		
vi.	Internal audit services.	√		
vii.	Any other service that the Audit Committee determines.	√		
viii.	No partner or employees of the external audit firms shall possess any share of the company they audit at least during the tenure of their audit assignment of that company.	√		
ix	Audit / certification services on compliance of corporate governance as required under clause (i) of condition No. 7.	√		

AMARSTOCK

5.00: Subsidiary Company

i.	Provisions relating to the composition of the Board of Directors of the holding company shall be made applicable to the composition of the Board of Directors of the subsidiary company.			Not applicable (a subsidiary company was incorporated in 2010 and did not start any operation)
ii.	At least 1 (one) independent director on the Board of Directors of the holding company shall be a director on the Board of Directors of the subsidiary company.			Not applicable
iii.	The minutes of the Board meeting of the subsidiary company shall be placed for review at the following Board meeting of the holding company.			Not applicable
iv.	The minutes of the respective Board meeting of the holding company shall state that they have reviewed the affairs of the subsidiary company also.			Not applicable
v.	The Audit Committee of the holding company shall also review the financial statements, in particular the investments made by the subsidiary company.			Not applicable

6.00: Duties of Chief Executive Officer (CEO) and Chief Financial Officer (CFO)

The CEO and CFO shall certify to the Board that:-

i.	They have reviewed financial statements for the year and that to the best of their knowledge and belief:			
	(a) these statements do not contain any materially untrue statement or omit any material fact or contain statement that might be misleading;	√		
	(b) these statements together present a true and fair view of the company's affairs and are in compliance with existing accounting standards and applicable laws.	√		
ii.	There are, to the best of knowledge and belief, no transactions entered into by the company during the year which are fraudulent, illegal or violation of the company's code of conduct.	√		

7.00: Reporting and compliance of Corporate Governance

i.	The company shall obtain a certificate from a practicing Professional Accountant / Secretary (Chartered Accountant / Cost & Management Accountant / Chartered Secretary) regarding compliance of conditions of Corporate Governance Guidelines of the Commission and shall send the same to the shareholders along with the Annual Report on a yearly basis.	√		
ii.	The directors of the company shall state, in accordance with the **Annexure** attached, in the directors' report whether the company has complied with these conditions.	√		

Annexure-A

14 (Fourteen) meetings of the Board of Directors were held in the year 2017. Attendance of the Hon'ble Directors is given below:

Sl. No.	Name of Directors	No of Attendance	No. of Absence	Remarks
01.	Mr. Sayem Ahmed	11	3	He was pre-occupied and leave of absence was granted by the Board
02.	Mr. Abedur Rashid Khan	10	4	He was pre-occupied and leave of absence was granted by the Board
03.	Mr. Bernhard Frey	1	13	i. Nominee of M/s. Ecotrim Hong Kong Limited ii. He was pre-occupied and leave of absence was granted by the Board
04.	Mr. Md. Fakhrul Islam	13	1	He was pre-occupied and leave of absence was granted by the Board
05.	Mr. Md. Nazim Uddin Bhuiyan, FCMA	12	2	He was pre-occupied and leave of absence was granted by the Board
06.	Mr. Mohd. Khorshed Alam	13	1	He was pre-occupied and leave of absence was granted by the Board
07.	Mr. Abul Kashem Md. Shirin Ex-Officio Director (Managing Director & CEO)	14	0	

AMAR STOCK

Annexure – B

The pattern of Shareholding of Dutch-Bangla Bank Limited as of 31 December 2017 as per BSEC's Notification No. SEC/CMRRCD/2006-158/134/Admin/44 dated 07 August 2012:

(I) Shareholding by Parent/Subsidiary/Associated Companies and other related parties: Nil

(II) Shareholding by:

Directors	: Given in the notes to the Financial Statements (Note 16.5)
MD & Chief Executive Officer	: Nil
Company Secretary	: Nil
Chief Financial Officer	: Nil
Head of Internal Audit	: Nil
Spouse of above Executives	: Nil

(iii) Shareholding by Executives : Nil

(iv) Shareholders holding ten percent (10%) or more shares:

Sl. No.	Name of the shareholders	No. of shares as of 31 December 2017
01.	Mr. Mohammed Sahabuddin Ahmed	44,424,650 shares = 22.21%
02.	Mr. Md. Abdus Salam*	29,763,330 shares = 14.88%
03.	M/s. Ecotrim Hong Kong Limited	49,471,880 shares = 24.74%

* Change of name of the owner of 29,763,330 Shares from Mr. Md. Abdus Salam to M/s. Horizon Associates Ltd. is under process in terms of the Decree of the Court.

Information of Directors in compliance with the condition No. 1.5 (xxii) of Corporate Governance guidelines dated 07 August 2012 of Bangladesh Securities and Exchange Commission (BSEC):

Sl. No.	Name of the Director	Date of Birth	Educational Qualification	Experience	CIB Status
01.	Mr. Md. Nazim Uddin Bhuiyan, FCMA Independent Director	15/07/1965	B. Com. (Hons), M. Com. (Accounting), University of Dhaka, FCMA	He is a Professor of Department of Accounting & Information Systems, Dhaka University having 28 years of teaching experience.	Clean (Unclassified)
02.	Mr. Mohd. Khorshed Alam Independent Director	06/06/1950	Bachelor of Commerce (under University of Dhaka)	He has 42 years of business experience. He is a Director of Bangladesh Textile Mills Association, Dhaka; Advisor of Bangladesh China Chamber of Commerce & Industry; and Member of Advisory Committee of National Institute of Textile Engineering & Research (NITER) and Managing Director of i) M/s. Duptara Spinning Mills Ltd.; and ii) M/s. Intimate International Ltd.; Chairman of i) Little Star Spinning Mills Ltd.; and ii) Intimate Spinning Mills Ltd.	Clean (Unclassified)

Information of remaining Directors

Sl. No.	Name of the Director	Date of Birth	Educational Qualification	Experience	CIB Status
01.	Mr. Sayem Ahmed Sponsor Director & Chairman	10/12/1985	i) Bachelor of Software Engineering, University of Toronto, Canada; and ii) Certified Managerial Accountant (CMA), University of Toronto, Canada.	He is a businessman having 19 years experience. He is a Director of i) Kader Compact Spinning Ltd.; ii) AA Yarn Mills Ltd.; and iii) MSA Textiles Ltd. Deputy Managing Director of i) Kader Synthetic Fibres Ltd.; ii) MSA Spinning Ltd.; iii) AA Synthetic Fibres Ltd.; iv) SR Synthetic Fibres Ltd.; and v) AA Power Generation Co. Ltd.	Clean (Unclassified)
02.	Mr. Abedur Rashid Khan Sponsor Director	12/09/1950	B. Sc.	He is a businessman having 29 years of experience specially in Export-Import trading. He is Proprietor of Avanti International Ltd. and Chairman of Nextgen Trading Ltd.	Clean (Unclassified)
03.	Mr. Bernhard Frey Nominee Director	18/12/1949	Chartered Accountant	He has 36 years of business experience. He is the Managing Director of M/s. Ecotrim Hong Kong Limited.	Clean (Unclassified)
04.	Mr. Md. Fakhrul Islam Director from the General Public Shareholders' group	01/01/1966	B. Sc. Engineering (Buet)	He has 23 years of business experience. He is Managing Director of M/s. Adept Consultancy Ltd. and Proprietor of M/s. Dev Con.	Clean (Unclassified)
05.	Mr. Abul Kashem Md. Shirin Ex-officio Director (Managing Director & CEO)	07/02/1961	i) Master of Engineering from BUET, Dhaka; and ii) Master of Engineering from Asian Institute of Technology, Bangkok, Thailand.	He has 32 years of experience in Commercial Banks and Government organization.	Clean (Unclassified)

Report of the Audit Committee of the Board as per Bangladesh Securities and Exchange Commission Notification No. SEC/CMRRCD/2006-158/134/Admin/44 dated August 07, 2012 on Corporate Governance.

The Audit Committee of the Board was first duly constituted by the Board of Directors of the Bank in accordance with the BRPD Circular Number 12 dated December 23, 2002 of Bangladesh Bank. Subsequently, the Committee was reconstituted several times due to change of Members of the Board of Directors / Committee and to comply with the rules and regulations of Bangladesh Bank as well as Bangladesh Securities and Exchange Commission. Accordingly, last 24 December 2014, the Audit Committee was reconstituted in 148th meeting of the Board of Directors in compliance with the BRPD Circular No. 11, dated 27 October 2013.

The objectives of the Audit Committee are to assist the Board of Directors mainly in the following areas:

Establishing a compliance culture through adequate internal control system to ensure that sufficient risk management system is in place to manage core risks of the Bank and that financial reports disclosed by the Bank are reliable.

- Developing an adequate Information Technology (IT) and MIS and establishing sufficient control system in IT operations to protect the Bank against any operational risk.
- Ensuring true and fair presentation of financial statements with adequate disclosure in compliance with Bangladesh Accounting Standards / Bangladesh Financial Reporting Standards / Accounting Standard as directed by Bangladesh Bank.
- Reviewing the internal audit procedure of the Bank to ensure to work independently from the management of the Bank.
- Reviewing the adequacy and effectiveness of internal audit and whether management is complying with recommendations made by the internal audit and external audit to ensure good monitoring system within the business.
- Reviewing whether the officers / staffs of the Bank are clearly advised regarding their duties & responsibilities and evaluating their performance through the report of the Internal Auditor.
- Recommending appointment of external auditors and special auditors, if any, to the Board and also reviewing audit works and reports submitted by external auditors and special auditors to ensure compliance and regularization of recommendations made by the auditors.
- Reporting to the Board of Directors on mistakes, frauds and forgeries and other irregularities, if any, observed by internal / external auditors and regulatory authority for guidelines of the Board.
- Reviewing compliance of all applicable rules and regulations and the directives made by the Board of Directors of the Bank and controlling authorities.
- Review statement of significant related party transactions submitted by the management.
- Review Management Letters / Letter of Internal Control weakness issued by statutory auditors.
- Reviewing the financial statements and consult with the external auditor and management team of the Bank before finalization.
- The committee will submit a report on quarterly basis to the Board of Directors for compliance on mistakes, frauds & forgeries and other irregularities, if any, identified by internal auditor, external auditor and Bangladesh Bank inspection team.
- The Committee will evaluate the efficiency and effectiveness of internal audit.
- The internal auditor and external auditor will submit an evaluation report on the concerned subject after verified by the Committee.
- The Committee will regularly evaluate its activities and other supervising activities vested by the Board of Directors.
- Monitor Internal Control Risk Management process.
- Review along with the management, the quarterly and half yearly financial statements before submission to the board for approval.
- The Audit Committee will evaluate the audited accounts and report thereon made by the external auditors.

In pursuance of the objectives, fourteen (14) meetings of the Audit Committee of the Board were held during the year 2017. The Committee reviewed compliance of policy issues, regulations and applicable laws in general and audit reports submitted by Bank's Internal Control & Compliance Division as well as reports of external auditors.

Upon review of 372 audit reports on Branches and Head Office Divisions submitted in fourteen (14) meetings by Bank's Internal Control & Compliance Division, the Audit Committee issued a number of instructions and provided guidelines to improve the state of operation, internal control and compliance procedure and risk management system of the Bank including operational risk, credit risk and documentation.

The Committee also instructed for immediate compliance of all issues raised and stressed the need for compliance on the part of Head of all Branches to review the progress on a regular basis and to submit updated compliance reports to Internal Control & Compliance Division.

The Committee, among others, put special emphasis on the following areas:

- To comply with all the requirements of the regulatory circulars meticulously provided by the Regulatory Authority like Bangladesh Bank, Bangladesh Securities and Exchange Commission (BSEC) etc.
- To give emphasis on improving the customer services as well as ATM service.
- To complete all documentation formalities in the loan accounts and foreign trade, if any.
- To improve the deposit mix with a view to bringing down the cost of fund.
- To give emphasis on account opening, retail and SME business.
- To take necessary actions for proper and prompt delivery of ATM cards and cheque books.
- Not to provide EOL without the approval of the competent authority of the Bank.
- To complete Balancing / Breakup of GL Heads.
- To check the daily activity reports of the Branches regularly.
- To complete the audit of the new Branches within 06 (six) months from the date of the opening with a view to complying with the irregularities at the early stage.
- To comply the Anti Money Laundering rules and regularize the KYC profiles.
- To define roles and responsibilities of all officers of the Branch.
- To prepare manpower planning of the Branches.
- To maintain Departmental Control Function Check List (DCFCL).
- To maintain fire proof safe custody for ensuring security of documents.
- To open accounts with proper documents and complying all the rules and regulations in force.
- To secure the vault room of the Branch.
- To obtain the network document and electric design diagram of the Branches.
- To strengthen the internal control system.
- To implement the Core Risk Management Guidelines.
- To regularize various lapses, irregularities in general banking, foreign trade and credit in the Branches.

The Committee also reviewed the audited financial statements as of 31 December 2016, first quarter financial statements as of 31 March 2017, half-yearly financial statements as of 30 June 2017 and third quarter financial statements as of 30 September 2017 of the Bank.

While observing financial statements, the Committee thoroughly reviewed adequacy of provisions made against loans and advances and other assets and Capital to Risk-weighted Asset Ratio.

The Committee stressed the need for close co-ordination between External Auditors and Internal Control & Compliance Division for continuous improvement of internal control procedure and risk management system of the Bank.



Md. Nazim Uddin Bhuiyan, FCMA
Chairman
Audit Committee of the Board

ARSTOCK

February 22, 2018

To
The Board of Directors
Dutch-Bangla Bank Limited
Head Office, Dhaka

Subject: Certification of Managing Director & CEO and Chief Financial Officer (CFO) to the Board.

In terms of the Notification of Bangladesh Securities and Exchange Commission (BSEC) bearing No. SEC/CMRRCD/2006-158/134/Admin/44 dated August 07, 2012, both we, the undersigned Managing Director & CEO and Chief Financial Officer (CFO) do hereby certify that we have reviewed the financial statements for the year ended 31 December 2017 of Dutch-Bangla Bank Limited (DBBL) and to the best of our knowledge and belief:

i) (a) these statements do not contain any materially untrue statement or omit any material fact or contain statements that might be misleading; and

(b) these statements together present a true and fair view of the Company's affairs and are in compliance with existing accounting standards and applicable laws.

ii) no transactions entered into by the Company during the year which are fraudulent, illegal or violation of the Company's code of conduct.

Khan Tariqul Islam, FCA
Chief Financial Officer (CFO)

Abul Kashem Md. Shirin
Managing Director & CEO

AMAR STOCK



Certificate to Shareholders of Dutch-Bangla Bank Limited (DBBL) on compliance status of the conditions of Corporate Governance guidelines of Bangladesh Securities and Exchange Commission.

We have examined the compliance of condition of corporate governance guidelines of the Bangladesh Securities and Exchange Commission ("BSEC") by Dutch- Bangla Bank Limited (the "Bank") as stipulated in the BSEC notification no. SEC/ CMRRCD/2006-158/134/Admin/44 dated 7th August 2012 and subsequent modification SEC/ CMRRCD/2006-158/147/Admin/48 dated 21 July 2013 as at 31st December 2017.

The Bank's Responsibilities

Those charged with governance and management of the Bank are responsible for complying with the conditions of corporate governance guidelines as stated in the aforesaid notification and reporting of the status of compliance in the annual report.

Our Responsibilities

Our examination for the purpose of issuing this certification was limited to the checking of procedures and implementations thereof, adopted by the Bank for ensuring the compliance of conditions of corporate governance and correct reporting of compliance status on the attached statement on the basis of evidence gathered and representation received.

Conclusion

To the best of our information and according to the explanations given to us, we certify that the Bank has complied with the conditions of corporate governance stipulated in the above mentioned BSEC notification and reported thereon.

Dated: Dhaka
04 March 2018

Manazoor Alam, FCA
Senior Partner
ICAB Enrolment Number 132
For **Hoda Vasi Chowdhury & co**
Chartered Accountants


AMAR STOCK

risk management

AMAR STOCK


AMAR STOCK

RISK MANAGEMENT
FRAMEWORK AND STRATEGY

The objective of risk management system is to identify, assess, record and actively manage any internal or external risks that could pose a threat to the attainment of the Bank's corporate goals.

In this section a summarized position of various inherent and potential risks, DBBL is facing, while conducting its business and operations and steps taken by the Bank to effectively manage and mitigate such risks are discussed.

Risk Management Framework

Risk is defined by DBBL as risk of potential losses or foregone profits that can be triggered by internal and external factors. Therefore, the objectives of risk management are identification of potential risks in our operations and transactions, in our assets, liabilities, income, cost and off-balance sheet exposures and independent measurement and assessment of such risks and initiating timely and adequate measures to manage and mitigate such risks within a risk-return framework.

In DBBL, only calculated risks are taken while conducting banking business to strike a balance between risk and return. Risk is clearly identified, mitigated or minimized and if possible eliminated to protect capital and to maximize value for the shareholders.

DBBL follows the 'Tone at the Top' strategy for overall risk management. That means, ultimate responsibility for effective risk management of the Bank lies with the Board of Directors. The Board itself and through delegated authority to various committees of the Board, like Audit Committee, Executive Committee and Risk Management Committee set principles and limits, reviews and monitors various risks to assess adequacy of the system and to ensure that the Bank is operating within approved systems & procedures. Through delegated authority, management committees, like ALCO, Credit Risk Management Committee, Management Committee (MANCOM) and Risk Management Committee also oversee and ensure that sufficient risk management systems are in place and these are consistently applied to protect the interest of the Bank.

DBBL RISK MANAGEMENT FRAMEWORK

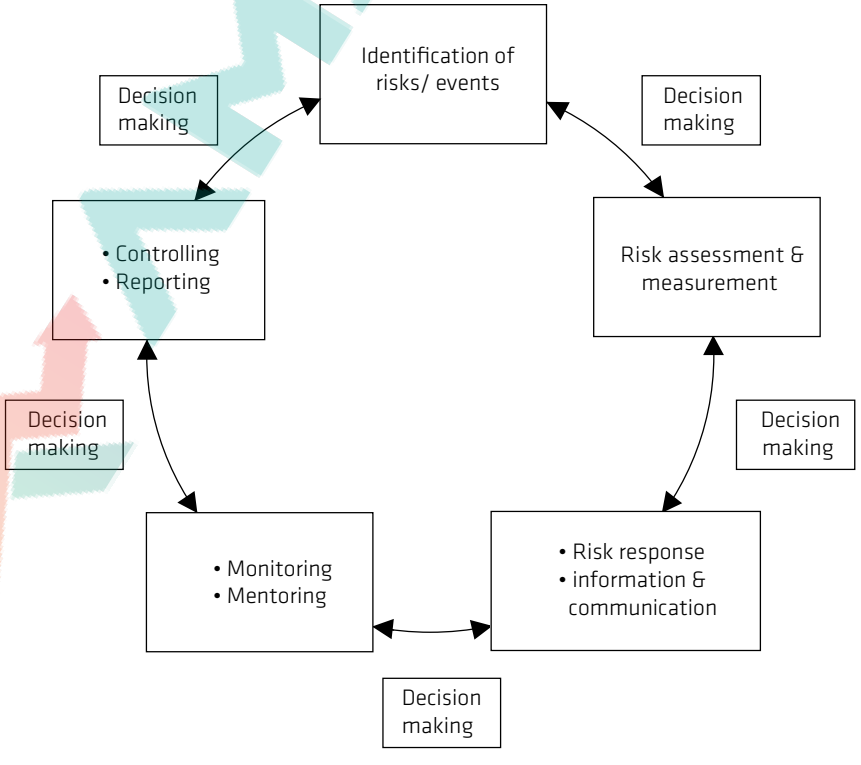

DBBL also follows the Three (3) Lines of Defense (LoD) approach of modern risk management for the Bank-wide comprehensive risk management. Three (3) LoD of DBBL is as under:

First Line of Defense – Business and Operational Segment/Units: includes those functional divisions/ branches/units/segments who own the risks associated with their operational area/portfolio and primarily responsible for managing risks under the respective regulatory directives for day-to-day affairs of operations/ business of banks.

Adequate managerial and supervisory controls have been in place to ensure compliance and to highlight control breakdown, inadequate processes, and unexpected events.

Second Line of Defense-Risk Management Division and other Back-Offices: includes those divisions/units/ segments of the operations who are responsible for managing risk and ensuring the compliance functions to help build and/or monitor the first line-of-defense controls. Top of the all functional divisions/units, Risk Management Division (RMD) is entrusted to play a pivotal role for bank-wide risk management in coordination with all concerned of the Bank.

Third Line of Defense – Internal Control & Compliance: Internal auditors provide the Board/Senior Management with comprehensive assurance based on the highest level of independence and objectivity within the organization. Internal audit provides assurance on the effectiveness of governance, risk management, and internal controls, including the manner in which the first and second lines of defense achieve risk management and control objectives.

Internal audit actively contributes to effective organizational governance providing certain conditions fostering its independence and professionalism are met. Best practice is to establish and maintain an independent, adequately, and competently staffed internal audit function, which includes:

i. Acting in accordance with recognized international standards for the practice of internal auditing;

ii. Reporting to a sufficiently high level in the organization to be able to perform its duties independently; and

iii. Having an active and effective reporting line to the governing body.

However, external auditors, regulators, and other external bodies reside outside the Bank's structure, but they can have an important role in overall governance and control structure of the Bank. These stakeholders are also considered as additional lines of defense, providing assurance to the Bank's shareholders, including the Board/ senior management.

A wide range of tools and techniques are used to address & mitigate all kinds of inherent and potential risks in banking operations. The Bank attaches highest priority to establish, maintain and upgrade risk management infrastructure, systems and procedures. In this regard, sufficient resources are allocated to improve skills and expertise of relevant banking professionals to manage the risk effectively. The policies and procedures are approved by the Board and assessed on a regular basis to bring these to the level of satisfaction required to manage & mitigate the risks adequately and consistently.

Elements of DBBL Risk Management Framework

With a view to achieving the overall goal and objective of the Bank through optimization of shareholders' value and to protect the depositors' interest through trust & confidence on a sustained fashion, DBBL considers the following key elements in its risk management framework:

1. Risk governance, Infrastructure and supporting risk policies;

2. Individual (per financial transaction) and Overall (entire portfolio basis) Risk Appetite with regard to Capital, Liquidity and Profitability of the Bank; and

3. Ensuring regulatory reporting and compliance.

RISK MANAGEMENT PROCEDURE

Approved predetermined policies and guidelines

To ensure that risks are properly addressed and protected for sustainable development of the Bank, there are approved policies and procedures covering all the risk areas i.e. credit risk, operational risk and market risk. These are formulated taking into account Bangladesh Bank's Guidelines on managing core risks on Asset-Liability Risk Management, Credit Risk Management, Internal Control & Compliance Risk Management, Foreign Exchange Risk Management, Information & Communication Technology Risk Management and Money Laundering Risk Management as well as the business environment in which the Bank operates, specific needs for particular type of operations or transactions and international best practice. These policies are regularly reviewed and updated to keep pace with the changing operating environment, technology and regulatory requirements. Meticulous compliance with the established procedures are ensured to satisfy that the Bank is operating within approved procedures and limits and that risks are within tolerable limits to effectively ensure long term solvency and sustainable growth of the Bank.

Risk management infrastructure

Risk management procedures are approved, monitored, and mitigated at various stages of the Bank with a combination of Board, its committees, management committees, management units, Internal Control & Compliance Division and Risk Management Division. The hierarchy of DBBL risk management infrastructure is as under:

DBBL RISK MANAGEMENT INFRASTRUCTURE

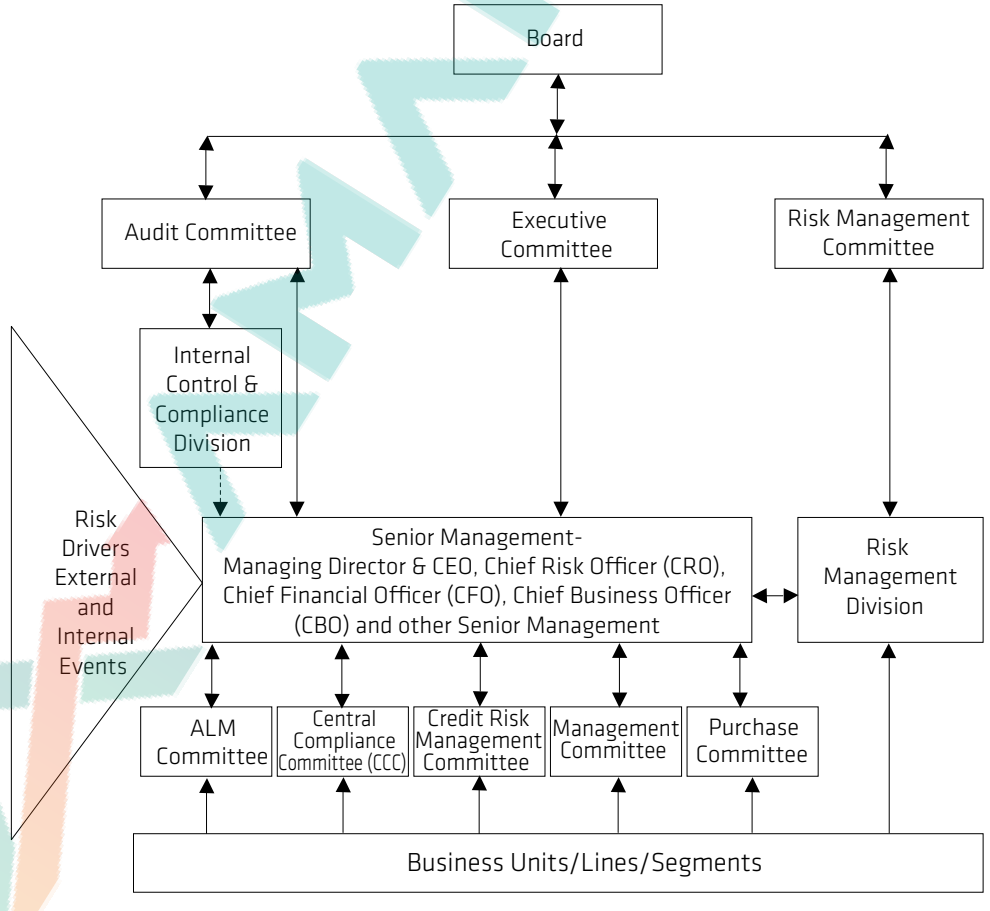

Board of Directors

The Board oversees and approves all major risk management policies and parameters taking into account market condition, regulatory requirements and lessons learned in the past. While setting policies and parameters for credit, operational and market risks, a balance is maintained for ensuring smooth banking operations while protecting against down side risk from potential loss or foregone income and to protect interest of shareholders and depositors.

Role of the Board of Directors (BODs)

a) Defining the risk appetite;

b) Ensuring annual business plan are in line with risk appetite;

c) Designing the organizational structure to manage risk within the Bank;

d) Understanding the inherent risks of the Bank;

e) Reviewing and approving risk management policies at least annually;

f) Enforcing and using adequate record keeping and reporting systems;

g) Reviewing and approving limits at least annually;

h) Approving the credit proposals considered as large loan exposures as defined by Bangladesh Bank (i.e. exposures to a single person/ counterparty or a group equal to or greater than 10% of the Bank's regulatory capital); and

i) Monitoring the compliance with overall risk management policies and limits.

Executive Committee (EC) of the Board

Executive Committee of the Board is responsible to oversee that the management and its committees are operating within approved limits and authorities and that all major risks are managed & mitigated effectively and potential and actual losses arising from risks are within the acceptable limits. EC also approves all credit proposals except the large loan proposals, administrative proposals and major purchases as recommended by the Credit Risk Management Committee, Management Committee and Purchase Committee respectively.

Audit Committee of the Board

Audit Committee independently monitors all activities of banking operations involving credit risks, operational risks and market risks through Internal Control & Compliance Division (IC&CD) of the Bank. Risk based audit plan for IC&CD is approved by the Committee and its implementation is monitored on a regular basis to ensure that all risk factors are adequately addressed and any deviation is quickly corrected to ensure sustainable operation of banking activities.

Risk Management Committee of the Board

In compliance with the Sub-section (3) of Section 15Kha of the Bank Company Act, 1991 (Amended up to 2013) and the BRPD Circular No. 11 dated 27 October 2013 issued by Bangladesh Bank, "Risk Management Committee of the Board" has been formed. The Terms of Reference (ToR) of the Committee is determined as per the guidelines/ circulars of Bangladesh Bank issued and in-force from time to time.

As per the Terms of Reference (ToR), seven (7) meetings of Risk Management Committee of the Board were held during 2017.

In compliance with DOS Circular Letter No. 13 dated 9 September 2015 of BB, following developments have been made during the year:

i. Minutes of the Board Risk Management Committee meetings have been submitting to BB within 7 days of the meeting;

ii. Risk Management Division (RMD) has been reporting the high-risk related matters, identified by the management-level risk committee, directly to the Board Risk Management Committee; and providing a copy to the Managing Director & CEO for information;

iii. The Comprehensive Risk Management Report (CRMR) for the month of June and December are being submitted to Bangladesh Bank. The monthly risk management report for the months except June and December have also been submitting to BB within the stipulated time; and

iv. The resolutions/ decisions of the meetings were also conveyed to all concerned of the Bank for ensuring their compliance.

Role of Risk Management Committee of the Board

a. Supervising and monitoring the compliance of core risks management practices (asset-liability risk management, credit risk management, foreign exchange risk management, internal control & compliance risk management, anti-money laundering risk management, information & communication risk management including other risk related guidelines);

b. Oversee the 'cause' and 'effect' relationship of risk identification, measurement and its ultimate impact on bank's capital. That means, the Committee reviews the risk management and capital management functions of the Bank;

c. Ensuring sufficient staff resources for each risk management activity;

d. Establishing standards of ethics and integrity for staff and enforcing these standards;

e. Supervising day-to-day activities of senior managers and heads of business lines with regards to effective risk management;

f. Identifying risks involved in new products and activities and ensuring that the risks can be measured, monitored, and controlled adequately; and

g. Establishing committees and subcommittees to be in charge of ongoing risk management functions.

Management Committees

Committees like Credit Risk Management Committee, Asset-Liability Management Committee (ALCO), Purchase Committee, Management Committee (MANCOM), Recruitment Committee, Supervisory Review Process (SRP) Team comprising of senior executives and concerned heads of functional divisions ensure compliance with all relevant risk management policies and strategies. On top of these, a high level Risk Management Committee through Risk Management Division is overseeing and mitigating all the major existing and potential risks, the Bank is facing, in carrying out its business and operational activities.

Management units

Management units like Credit Risk Management Division, Treasury Division, Credit Administration Division, Special Asset Management Division, Office of the Chief Anti Money Laundering Compliance Officer (CAMLCO), Sustainable Finance unit, Vigilance Cell, Central Customer Service & Complaint Management Cell etc. ensure and monitor risk management system and compliance with all approved limits, procedures, regulatory stipulations at all operational levels on a daily basis.

Internal Control & Compliance Division directly reporting to Audit Committee of the Board

Internal Control & Compliance Division (IC&CD) on a regular basis independently verifies compliance with all approved risk management and internal control policies. Deviations are identified, reported and corrected to mitigate risk on a continuous basis and to ensure that the Bank is operating in compliance with all approved and established policies. Internal Control & Compliance Division directly reports to the Audit Committee of the Board.

Risk Governance

We seek to promote a strong risk culture throughout DBBL. Our aim is to help reinforce our resilience by encouraging a holistic approach for risk-return trade off as well as the effective management of Bank's risk, capital and reputational profile. Risks are assumed in connection with the business and as such the following principles underpin risk culture within the Bank:

- Every risk taking requirement to be approved within the risk management framework;
- Risk taking requirement to be adequately compensated;
- Risk should be continuously monitored and managed;
- Aspiring to added value to shareholders' equity and to protect the depositors' interest.

Credit Risk

Credit risk is the most significant and inherent risk in banking business. Every loan exposure or transaction with counterparty involves the Bank to some extent of credit risks. Credit Risk Management is at the heart of the overall risk management system of the Bank. It is designed and regularly updated to identify, measure, manage and mitigate credit risk to maintain and improve quality of loan portfolio and reduce actual loan losses and to ensure that approved processes are followed and appropriate due diligence are made in approving new credit facilities and renewals.

CREDIT RISK MANAGEMENT INFRASTRUCTURE OF DBBL

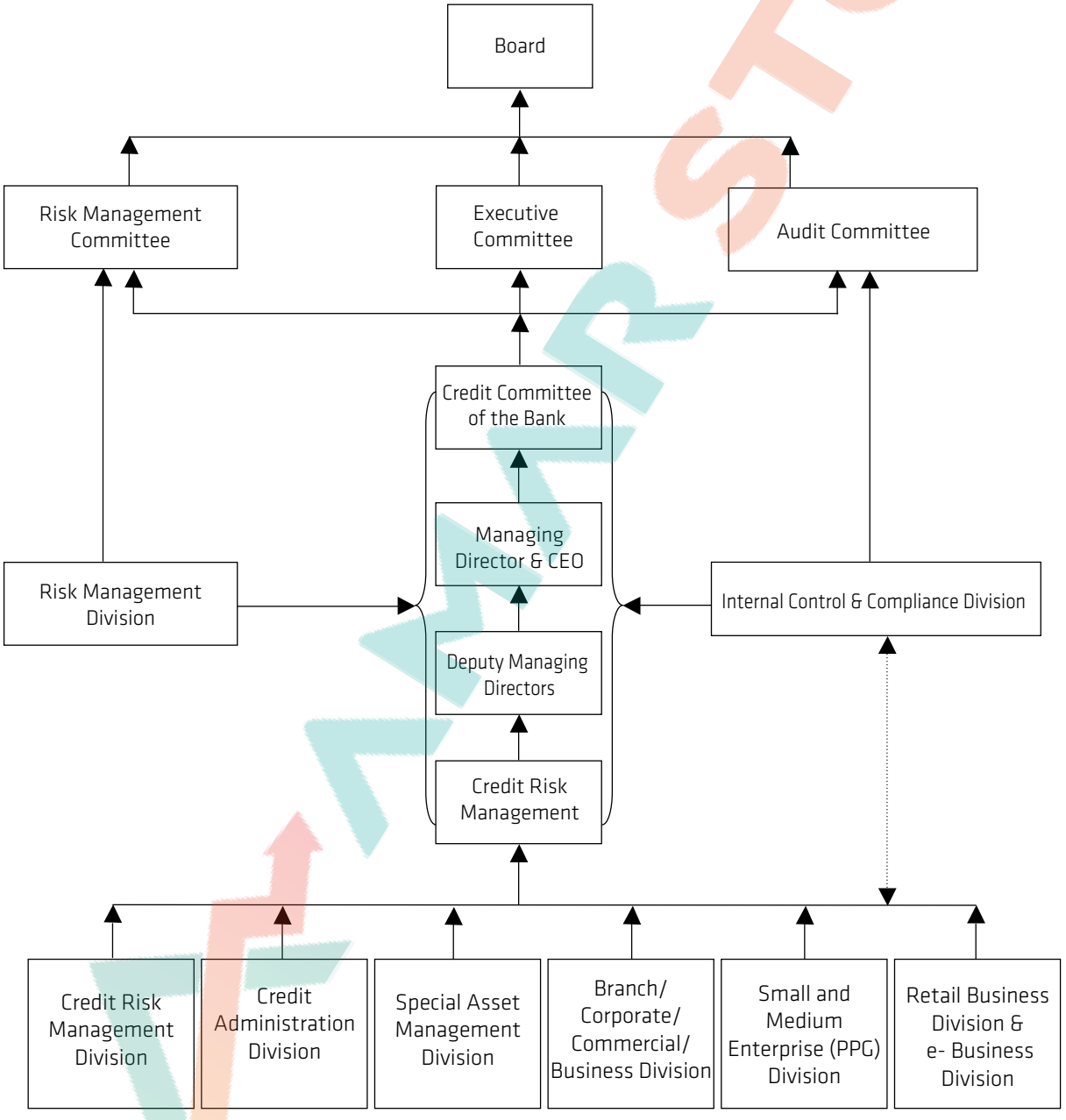

PRINCIPLES USED FOR A SOUND CREDIT RISK MANAGEMENT CULTURE IN DBBL INCLUDE THE FOLLOWING AMONG OTHERS

Trade –off Between Risk and Return: Risk is taken considering the interest of the stakeholders, in line with strategy and risk appetite of the Bank.

Responsibility and Accountability: Entrusted employees ensure that risk- taking is disciplined and focused. Risk is taken only by delegated authorities and where there is appropriate infrastructure and resources. DBBL maintains a clear and transparent process for all credit risk-taking actions.

Anticipation: DBBL seeks to anticipate future potential risks and aims to ensure awareness of all known risks.

Competitive Advantage: DBBL seeks to achieve competitive advantage through effective and efficient risk management and control practices.

Salient features of credit risk management of DBBL

The salient features of credit risk management practices have been put in place at different tiers of DBBL Board and the management is as under:

i. Credit policy approved by the Board

The Board approves the major policy guidelines, growth strategy, exposure limits for particular sector, product, individual company and group, keeping in view regulatory compliance, risk management strategy and industry best practice.

In compliance with the Bangladesh Bank directive, Board approves the limits and other terms & conditions of credit proposals falls under category of large loan as defined by Bangladesh Bank;

ii. Credit approval is delegated properly

Credit approval authorities are carefully delegated to the Executive Committee of the Board and appropriate level of management to strike a balance between adequate control and flexibility in credit operations to ensure full transparency and accountability at all levels.

iii. Independent Credit Risk Management Division

There is an independent credit risk management division to assess credit risks and suggest/ recommend for mitigations approving every credit proposal under their jurisdiction.

iv. Separate Credit Administration Division for documentation

A separate credit administration division confirms that perfected security documents are in place before disbursement. DBBL is continuing a unique process of rechecking security documentation by a second legal adviser other than the lawyer who vetted it originally.

v. Independent Special Asset Management Division

An independent and fully dedicated credit monitoring and recovery division monitors the performance and recovery of loans, identify early signs of delinquencies in portfolio and take corrective measures including legal actions to mitigate risks, improve loan quality and to ensure recovery of loans on time. This division also monitors risk status of loan portfolio and ensures adequate loan loss provision.

vi. Maintenance of adequate provision & suspension of interest

Interest accrued on classified loan is suspended and adequate provision is maintained there-against as per Bangladesh Bank's Guidelines.

vii. Conducting Credit Risk Grading (CRG)

Credit risk grading is an important tool for credit risk management as it helps the Banks & financial institutions to understand various dimensions of risk involved in different credit transactions. The aggregation of such grading across the borrowers, activities and the lines of business can provide better assessment of the quality of credit portfolio of a bank. The credit risk grading system is vital to take decisions both at the pre- sanction stage as well as post-sanction stage.

AMARSTOCK

CRG Parameters

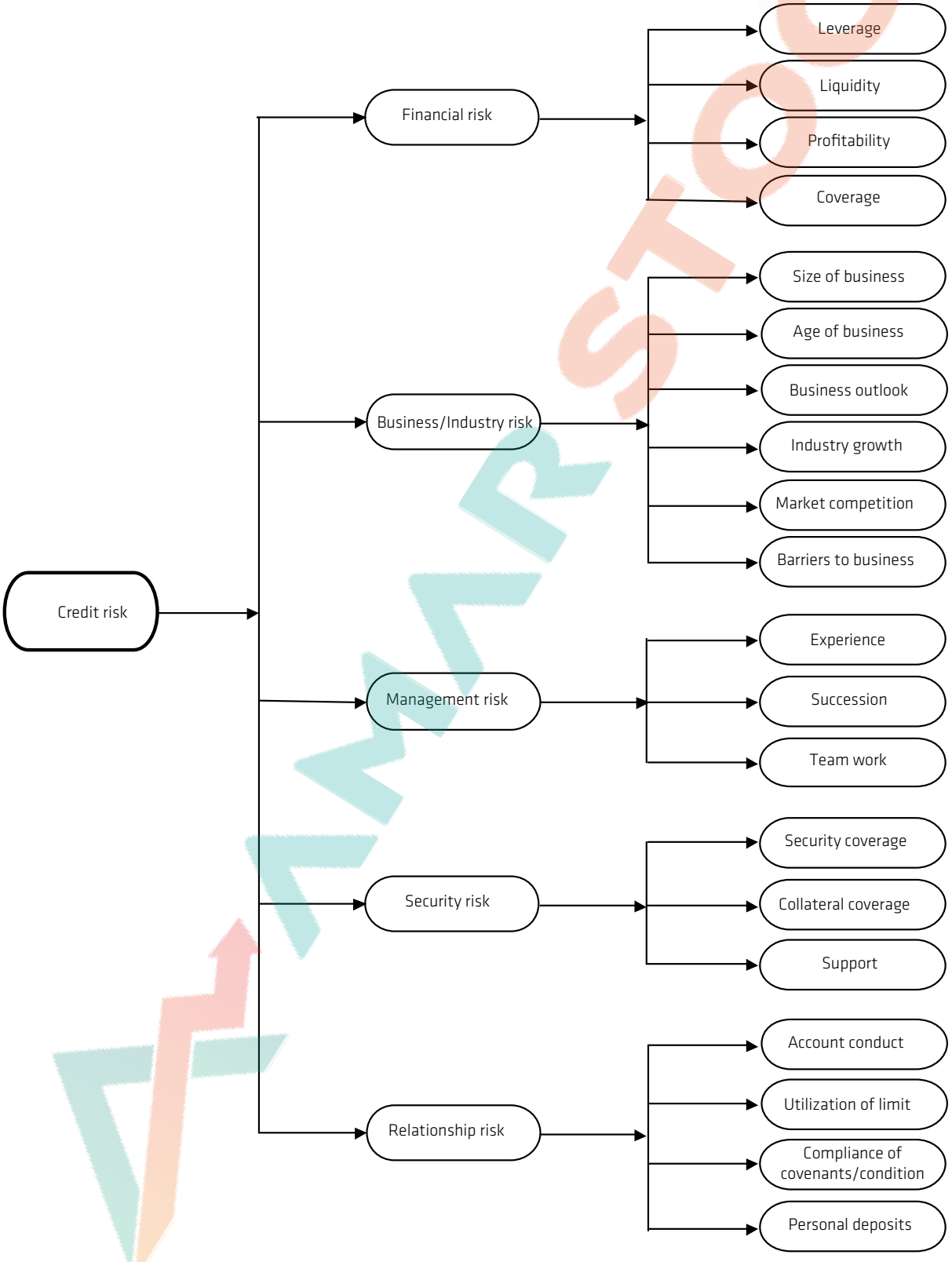

viii. Borrowers' credit rating

According to Pillar 1 of Basel III, RWA of banks is calculated against Credit Risk, Market Risk and Operational Risk. As per guideline on 'Risk Based Capital Adequacy for Banks', calculation of RWA follows Standardized Approach for Credit Risk, Standardized Approach for Market Risk and Basic Indicator Approach for Operational Risk. Under the Standardized Approach of the Risk Based Capital Adequacy framework (Basel III), Risk Weighted Asset (RWA) against credit risk for the corporate and SME borrowers are determined on the basis of credit rating assessed by External Credit Assessment Institutions (ECAIs).

Measuring RWA for credit risk under standardized approach, in absence of credit rating of the borrowers, risk weight for the corporate loan is assigned 125% on outstanding loans. As a result, risk weighted assets and capital requirement under Basel III are substantially higher. Although the concept of borrowers' credit rating started in our industry with the introduction of Basel II capital measurement norms in 2010; still it is new idea for the borrowers. It has become a major challenge for our banking sector to maintain the increased CRAR under Basel III with the backdrop of limited scope of generating capital internally due to deteriorating trend of asset quality i.e. increasing the NPLs and the corresponding provisioning requirements, lower interest/profit margin attributing for high competition, and increasing trend of operating costs to support the enhanced business activities.

The Bank has taken the challenge positively. As a result, out of total Taka 167,397.8 million of loan of the Bank eligible for credit rating (corporate and SME), Taka 126,922.1 million (75.8 % of eligible loan exposures) has been brought under the rating purview at the end of 2017.

A comparative position of rated exposure of the Bank at different risk weights i.e. 20%, 50%, and 100% as of 31 December 2017 and 31 December 2016 is furnished below:

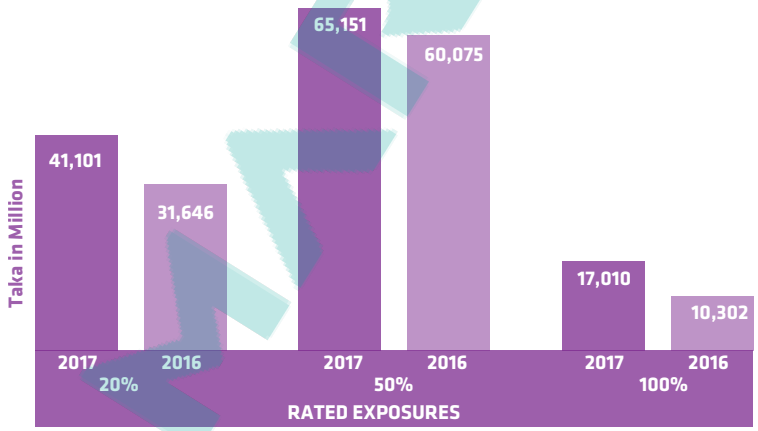

RWA MIX (%) AS ON 31 DECEMBER 2017

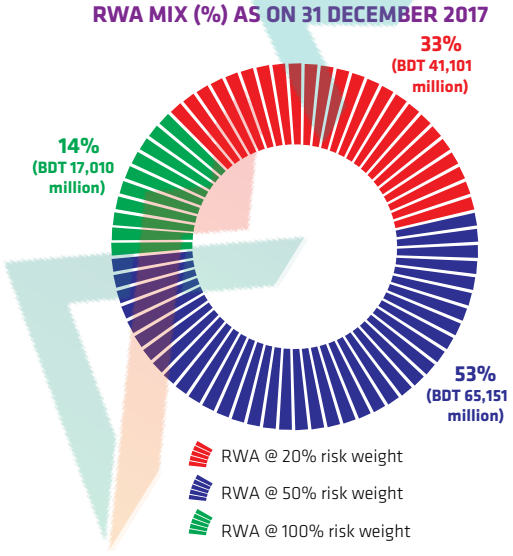

RWA MIX (%) AS ON 31 DECEMBER 2016

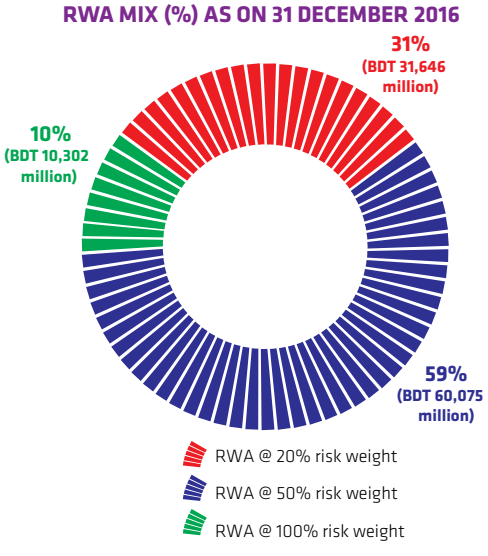

ix. Credit operations are subject to independent Internal Audit

Internal Control & Compliance Division independently verifies and ensures, at least once in a year, compliance with approved lending guidelines, Bangladesh Bank guidelines, operational procedures, adequacy of internal control and documentation.

x. Early warning system

Operation and performance of loans are regularly monitored to trigger early warning system to address the loans whose performance show any deteriorating trend enabling the Bank to grow its credit portfolio in a sustainable way to ensure higher quality and lower risk with the ultimate objective to protect the interest of depositors and shareholders.

xi. Reporting to Board /Executive Committee/ Risk Management Committee

Overall quality, performance, recovery status, risks status, adequacy of provision of loan portfolio are regularly reported to the Board of Directors/Executive Committee/ Risk Management Committee of the Board for information and guidance.

xii. Addressing environmental issues

Apart from significant financial, business, management, security risk, DBBL also considers the environmental risk of the borrowers while processing the loan proposals especially in case of project financing, term financing etc. under the purview of environmental due diligence stipulated by the concerned authority and Bangladesh Bank.

Market risk

Market risk is the risk of losses in On and Off-balance sheet positions arising from movements in market price such as changes in interest rate and price of equity, foreign exchange and commodity. As such, market risk consists of the followings basic risk parameters as under:

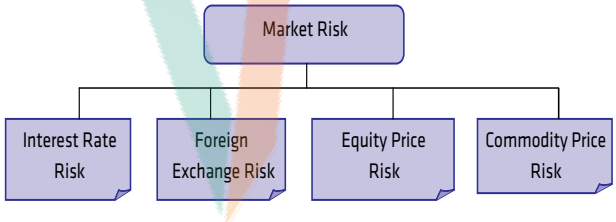

The Treasury Division manages the Market risk including the liquidity, interest rate and foreign exchange risks with oversight from Asset-Liability Management Committee (ALCO) comprising senior executives of the Bank. ALCO is chaired by the Managing Director & CEO. The Committee meets at least once in a month. The Board approves all risk management policies, sets limits and reviews compliance on a regular basis. The overall objective is to provide cost effective funding to finance the asset growth and trade related transactions, optimize the funding cost, increase spread with the lowest possible liquidity, maturity, foreign exchange and interest rate risks.

Interest rate risk

Interest rate risk is the potential impact on the Bank's earnings and net asset value due to changes in market interest rates. Interest rate risk is the result of mismatches of interest rate re-pricing of financial assets and liabilities.

DBBL uses the following tools for measuring the interest rate risk:

a. Gap analysis

Under this system, a gap i.e. the difference between the amount of financial assets and the amount of liabilities is calculated at a pre- determined time bucket. The interest rate factor (say 1%) is then applied on the assessed financial value of Gap for measuring the earning impact due to movement of interest rate.

Based on the position of financial assets and liabilities as of 31 December 2017, the Bank measured that, with the 1% rise in interest rate for all its financial assets and liabilities, Bank's yearly earnings will be increased by Taka 86.2 million and in case of interest rate cut by 1%, the position will be vice-versa. For detail calculation, the earnings impact at each time bucket is shown at **Page 125** of this Annual Report.

b. Duration analysis

Duration is the time-weighted average maturity of the present value of the cash flows from on- balance sheet assets and liabilities. It measures the relative sensitivity of the value of these instruments to changing interest rates, and therefore reflects on the economic value i.e. the present value of shareholders' equity of the Bank.

Foreign Exchange Risk

Foreign exchange risk is the potential loss arising from changes in foreign currency exchange rate in either direction. Assets and liabilities denominated in foreign currencies generally entail foreign exchange risks.

The Bank operates its foreign exchange and money market activities under a centralized and single functional area. DBBL's dealing room is equipped with advanced technology and experienced personnel. Bank's Exchange Rate Committee meets on a daily basis to review the prevailing market condition, exchange rate, exposure and transactions to mitigate foreign exchange risk.

Liquidity risks

Liquidity risk is the risk that we may not meet our financial obligation as they become due. Liquidity risks also include our inability to liquidate any asset at reasonable price in a timely manner. It is the policy of the Bank to maintain adequate liquidity at all times in both local and foreign currencies. Liquidity risks are managed on a short, medium and long term basis. There are approved limits for credit / deposit ratio, liquid assets to total assets ratio, maturity mismatch, commitments for both on-balance sheet and off-balance sheet items and borrowing from money market to ensure that loans and investments are funded by stable sources, maturity mismatches are within limits and that cash inflow from maturities of assets, customer deposits in a given period exceeds cash outflow by a comfortable margin even under a stressed liquidity scenario.

Operational Risk

Operational risk can be defined as the possibilities of losses resulting from inadequacy or failed internal processes, systems and people or from external events.

Operational risk includes legal and regulatory risk, business process and change risk, fiduciary or disclosure breaches, technology failure, financial crime and environmental risk. It exists in some form in every Bank business and function. Operational risk can not only result in financial loss, but also regulatory sanctions and damage to the Bank's reputation. DBBL is successful at managing operational risk with a view to safeguarding client assets and preserving shareholder value.

DBBL manages operational risks in the following manner:

1. Risks are identified with reference to the relevant policy manuals, processes, and practices;
2. Departmental Control Function Check List (DCFCL) is in place for evaluation of control;
3. Review of safety and control measures of premises and equipments;
4. Management of technological and information security risks;
5. Ensuring the maintenance of the Bank's business continuity plan (BCP) and crisis management policy.

Internal Control & Compliance Risk

The Board of Directors approved updated policy guidelines on Internal Control & Compliance (ICC) risk management thereby restructuring the organizational chart of the Bank in accordance with the instructions of Bangladesh Bank for managing core risks. In line with the aforesaid policy guidelines, Bank's own operational manual on ICC has been updated and approved by the Board of Directors and the manual is now in force.

Internal Control & Compliance Division (IC&CD) of the Bank under direct supervision of Audit Committee of the Board has been implementing detail guidelines on ICC risk management to assess and mitigate risks and as part of it, the IC&CD has been divided into three (3) independent units; namely :-

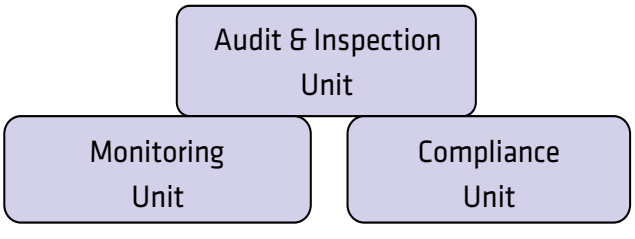

The units have been functioning independently & separately with direct reporting lines to the Head of IC&CD.

In addition, Departmental Control Function Check List (DCFCL) has been introduced in the branches & divisions at head office under direct supervision of Monitoring Unit of IC&CD which ensures compliance with regulatory rules and regulations as well as general banking norms

and procedures. Documentation Check List has been brought in practice under supervision of a dedicated unit. Exceptions are addressed, monitored and corrected on a regular basis.

Policy guidelines on Risk Based Internal Audit (RBIA) system have been formulated and the branches have already been brought under RBIA purview. As per RBIA, marks/scores have been allocated for rating of the branches in terms of business risk & compliance risks. The branches scoring more are being subjected to audit with more frequency.

It is the policy of the Bank to put all branches of the Bank under any form of audit at least once in a year and IC&CD has been working in that direction.

Vigilance Cell

Our Vigilance Cell was established in 2009 with dedicated teams to re-enforce operational risk management of the Bank. The team conducts short but surprise inspection on the operational activities of the branches and divisions of DBBL at regular intervals highlighting areas of strength and weakness of the unit inspected and submits report to the Managing Director & CEO with suggestions for improvement of working standard and mitigation of the deficiencies detected.

They make special reporting in case of major flaws in operational matters of the unit to the Managing Director & CEO with recommendation for remedial measures and administrative actions, if needed.

Besides, the team conducts investigations on any special situation that crops up and submits detailed report to the concerned authority of the Bank for necessary action.

Under instruction from EC of the Board, this Cell checks large loans, LCs etc. exceeding Taka 50.0 million with the high risk branches to mitigate the irregularities so as to minimize operational risk.

All these activities of the Vigilance Cell are devoted to address and mitigate operational risks of the Bank in a more effective way to ensure reliability and completeness of financial and management information and to ensure compliance with legal and regulatory requirements.

Central Customer Service & Complaint Management Cell (CCS & CMC)

Being the customers' "Trusted Partner" Dutch-Bangla Bank Limited (DBBL) always emphasize on quality & accurate service and prompt resolution of any complaint raised. In compliance with the Circular of Bangladesh Bank (BB FICSD, Ref.# 1 of 13 July 2014) and the instructions contained in the guidelines for 'Customer Services and Complaint Management' issued by BB in June 2014, the Central Customer Service & Complaint Management Cell (CCS & CMC) has been established under the direct supervision of the Managing Director & CEO of the Bank. The Branch Level Customer Service & Complaint Management Desk at every branch of DBBL has also been functioning actively.

Customers are encouraged to provide their feedbacks in a transparent manner and DBBL also takes number of initiatives to create awareness among customers so that they can avail the best-cordial service of DBBL in all of its channels. DBBL CCS & CMC remains vigilant in settling the complaints lodged by our valued clients with a view to ensuring uninterrupted and dedicated resolution of the issues for both the existing and potential customers. During the year 2017, a total of 550 complaints were received and resolved with utmost dedication of the CCS & CMC. Therefore, the percentage of complaints resolution for 2017 was 100%.

To uphold the Bank's goodwill and brand image which is considered as very crucial for our sustainable growth and development, this Cell has been strengthen with an additional day-to-day supervision from a senior experienced-executive. Senior management regularly takes update and continuously looks for avenues to instill innovative ideas including technological enhancements to take the banking services to customers' door-steps through its robust banking network across the country.

Money Laundering Risk and Terrorist Financing Risk

Significant improvement in AML & CFT activities in Bangladesh was unanimously recognized in the APG's 3rd Mutual Evaluation Report (MER) at the 19th annual meeting held at California in August 2016. Similarly, the Basel Anti-Money Laundering (AML) Index for 2017 ranked Bangladesh at 82nd position, which is just behind India (a FATF country) and ahead of all the neighboring countries. The regulators, particularly 'Bangladesh Financial Intelligence Unit (BFIU)' have been playing a vital role to enhance the compliance status of AML/CFT among the local banks & financial institutions. All these have made our country viable & reliable to both the global regulators and investors. With the pragmatic focus of the Government towards continuous growth & development as an emerging nation; DBBL has become confident to nourish its financial-system & structure with more dynamism and professionalism to protect its customers' deposits & reputation from any Money-Laundering (ML) or Terrorist-Financing (TF) risks.



The ML&TF risk is one of the major agendas in DBBL's core-risk management strategies. The Bank under the legal framework and focus of the "Money Laundering Prevention Act, 2012 (MLPA, amended in 2015)" and Anti Terrorism Act, 2009 (ATA, amended in 2013) – has been pursuing the policy of strict compliance to all regulatory directives and culture of good governance in all aspects of its banking services & operations. In 2017, DBBL took the following key measures to adequately mitigate and prevent the ML&TF risks:

- DBBL's Top Management has shown strong and uncompromised stance in prevention of Money Laundering and combating terrorist financing. CEO's Instructions circulated on 02 January 2017 evidenced the same;
- As part of annual review, Bank's Policy Manual on Anti Money Laundering (AML) & Combating Terrorist Financing (CTF) and Risk Management Guideline on AML & CTF have been revised and approved by the Board of Directors of the Bank on 20 June 2017. These Policy & Guidelines have been widely circulated;
- DBBL has taken steps to procure & implement an automated Sanction-screening tool of global standard and has been effectively using it to ensure bank does not get involved with any prohibited/restricted parties;
- DBBL's prevailing Transaction Monitoring System is providing early alerts on any suspicious indicators. Management is also exploring scope of more sophisticated & automated transaction monitoring system (covering all channels i.e. core/mobile-banking, Trade, etc.) of global standard;
- Chief Anti Money Laundering Compliance Officer (CAMLCO)'s office & Branch AMLCOs are regularly screening all the adverse-news in the medias and escalating any unusual account &/or transaction to senior management & regulators;
- Staff's AML/CTF awareness have been increased through a good number of AML & CTF training/ workshop - at DBBL Training wing (Foundation, Refresher & Customized e.g. TBML), at Regional Conferences with large number of staff, at Branches face-to-face and over teleconferences for very remote areas. DBBL has also organized Lead-Bank Training for other banks as well with supervision of BFIU. Almost 100% training coverage achieved throughout the year;
- A significant growth in submission of STR in 2017, demonstrates a very-positive functioning of our AML structures/ systems & practices and staff's vigilance;
- Regular audit & compliance Review undertaken covering all branches & key units by the Internal Audit team & CAMLCO office and outcomes are acceptable. Recommendations of these audits are followed-up to ensure deficiencies are regularized. Proactive & special Review also conducted on Rocket Accounts & transactions, and findings/ recommendations were discussed at top-management level to ensure regulatory compliance;
- Enhanced Due Diligence (EDD) is being performed for high risk accounts including Politically Exposed Persons (PEPs) in line with both BFIU directives & Financial Action Task Force (FATF) recommendations. Adequate Policy, procedure & system support provided to Branches to ensure compliance efficiently;
- Monthly update in Management Executive Committee (MEC), MANCOM & RMD from CAMLCO Office and discussion among senior management leads to vital decisions in ensuring tone-from-the-top in ensuring compliance-governance-culture. Central Compliance Committee of DBBL conducts regular Quarterly meeting with wide participation of various key stakeholders and come-up with clear actionable;
- Accurate & on-time reporting of periodical & ad-hoc Regulatory Returns (including CTR, bi-annual Self-Assessment, name-searching etc.) are being ensured;
- CAMLCO Office has been strengthened and to make its resources capable bank has sponsored a good number of local & global training/ conferences (e.g. APG & ACAMS conference);
- A seamless Advisory & Governance service to all staff from the CAMLCO office with Senior Management Commitment has assured DBBL with – no penalty, no censure and no major regulatory observation in the ground of AML/CTF risks in 2017.

Legal Risks

In DBBL, legal risks are covered by recognizing potential losses from litigation or possible litigation at an early stage and by formulating solutions for reducing, restricting and avoiding such risks and creating adequate provision there- against.

OTHER RISKS

Business Risk

Business risk covers the risk of losses arising from lower non-interest income and higher expenses from the budgeted amount. The business risk is resulted from the market condition, greater customer expectation and or technological development that may change compared to the assumptions made at the time of planning.

Business risk in DBBL is managed by setting clear targets for specific business units, in terms of business volume, income, cost, cost/income ratio, quality of assets etc. with an ongoing process of continuous improvement.

Reputational Risk

Reputational risk is defined as the risk of losses, falling business volume or income as well as reduced value of the company arising from business events that may reduce the confidence of the customers & clients, shareholders, investors, counterparties, business partners, credit rating agencies, regulators and general public in DBBL.

The branches and operational divisions are directly responsible for reputational risks arising from their business operations. Reputational risks may also arise from a deficiency in managing other risks. All risk must therefore be managed effectively in order to uphold the Bank's reputation. The management ensures that DBBL is aware of any changes in market perceptions as soon as possible. Accordingly, all business policies and transactions are subjected to careful consideration. DBBL takes necessary precautions to avoid business policies and transactions that may result in significant tax, legal or environmental risks. Reputational risk is also factored into major credit decisions that may lead to credit proposal being declined.

Compliance Risk

The success of DBBL is largely dependent on the trust and confidence of our existing and potential customers, our shareholders, our staff, our regulators and the general public in our integrity and ethical standard. The confidence largely depends on meticulous compliance with applicable legal and regulatory requirements and internal policies of DBBL. The confidence also depends on conformity with generally accepted market norms and standards in our business operations. The Board of Directors is primarily responsible for compliance with all applicable norms and regulations. The Board discharges its responsibilities itself and through delegation of authorities to Executive Committee, Audit Committee and Risk Management Committee of the Board. The objective is to identify any compliance risks at an early stage that may undermine the integrity and the success of DBBL and to mitigate the risks in most appropriate way.

Technology Risk

Technology risk is the risk of financial loss arising from failure, exploitation of vulnerabilities or other deficiencies in the electronic platforms that support our daily operations and the system applications and infrastructure on which they reside. As a component of operational risk, technology risk is inherent not only in our IT assets, but also in the people and processes that interact with them. Cyber risk, which is part of technology risk, is the risk that our systems will not operate properly or will be compromised as a result of cyber-attacks, security breaches, unauthorized access, loss or destruction of data, unavailability of service, computer viruses or other events that could have an adverse security impact. Any such event could subject us to litigation or cause us to suffer a financial loss, a disruption of our businesses, liability to our clients, regulatory intervention or reputational damage. We could also be required to expend significant additional resources to modify our protective measures or to investigate and remediate vulnerabilities or other exposures. Service and infrastructure disruption risks are managed through our business continuity management plan, our technology risk management program and other contingency and resiliency plans. Although we have business continuity plans, our businesses face a wide variety of operational risks, including technology risk arising from dependencies on IT, third-party suppliers and the worldwide telecommunications infrastructure. As a large IT investment financial services company in Bangladesh, we operate in a complex technological landscape covering our diverse business model. Ensuring that the confidentiality, integrity and availability of information assets are protected is critical to our operations.

Capital Plan and Management

The Bank is committed to maintaining a strong capital base to support business growth, ensuring compliance with all regulatory requirements, obtaining good credit rating, risk management rating and CAMELS rating and having a cushion to absorb any unforeseen shocks arising from credit, operational, market risks and other residual risks.

Capital is managed and monitored based on planned changes in the Bank's business strategy, identified and potential changes in its operating environment or changes in its risk profile. As part of the Bank's comprehensive ICAAP, sources and uses of capital are measured and monitored through financial metrics, including regulatory thresholds.

The capital maintenance and dividend policies of DBBL are pursued taking into consideration of the following factors:

- Keeping sufficient cushion to absorb unforeseen shock or stress;
- Increased capital requirement for sustainable business growth;
- Cost effective options for raising Tier 1 and Tier 2 capital;
- Improving credit rating, risk management rating and CAMELS rating of the Bank;
- Meeting regulatory requirements;
- Meeting covenants of lenders.

The Board is responsible for ensuring capital management within a broad framework of risk management.

The Bank has been pursuing a dividend policy that must ensure satisfactory return for shareholders as well as sustainable growth of the Bank with adequate capital in terms of regulatory requirement to protect long term interest of depositors and shareholders.

As per Section 13(2) of the Bank Company Act, 1991 (amended up to 2013) and the instruction contained in BRPD Circular Letter No. 11 dated 14 August 2008, Paid-up share capital and statutory reserve should be at least Taka 4,000 million within which paid-up share capital would be minimum Taka 2,000 million. DBBL has fully complied with the requirement.

As of 31 December 2017, the aggregate amount of Paid up share capital and the Statutory Reserve stood at Taka 11,193.0 million consisting of Paid up share capital of Taka 2000 million and Statutory Reserve of Taka 9,193.0 million.

Basel Capital Accord

Following the lessons learnt from the financial crises began in the western economies in 2007 and gradually spread allover the world, the Basel Committee on Banking Supervision (BCBS) upgraded the capital measurement standard and released the final document of **'Basel III: A global regulatory framework for more resilient banks and banking system'** in December, 2010 (updated in June, 2011).

The Basel III has brought some financial models, tools & techniques namely, Liquidity Coverage Ratio (LCR), Net Stable Funding Ratio (NSFR) and Financial Leverage for the financial intermediaries aiming to better risk management for a sustained and sound financial system in addition to the Basel II. The level and quality of capital components are also made more stringent. Emphasis has been given to raise the Common Equity Tier 1 (CET 1) capital. A provision of creating capital conservation buffer @2.50% of RWA with the CET 1 capital gradually is also made. Raising of Tier 2 capital by revaluation of fixed assets, equity and investments are discouraged; rather phased-in deduction of such capital elements has been during the course of Basel III implementation.

In line with the international best practices, Bangladesh Bank issued the guideline on Risk Based Capital Adequacy (Revised Regulatory Capital Framework for banks in line with Basel III) vide BRPD Circular No. 18 dated 21 December 2014.

The main features of this new regulatory guideline of BB for capital measurements are as under:

A. To increase the quality and level of capital to ensure that banks are better able to absorb the unforeseen losses associated with the banking operations. To this end, components of capital are divided into 2 (two) Tiers, namely,

1. **Tier 1 capital** consisting of

   i. Common Equity Tier 1 (CET 1) – mainly includes
      - Paid-up share capital
      - Non-repayable share premium
      - Statutory reserve
      - Retained earnings
      - Dividend equalization account etc.

   ii. Additional Tier 1 capital, includes
      - Instruments (i.e. Bond) issued by banks subject to fulfilling the following criteria
        - Maturity period – the instrument shall be perpetual i.e. no specific maturity;
        - Repurchase/Buy-back/Redemption- Principal of the instruments may be repaid through repurchase/redemption only with prior approval of BB;
        - Dividend discretion- the bank must have full discretion at all times to cancel distributions/ payments.

2. Tier 2 capital

- General provisions on unclassified loans and off-balance sheet exposures ; and
- Subordinated debt/instruments issued by banks.

BB also stipulated necessary deductions from Tier 1 and Tier 2 Capital.

B. To increase the risk coverage of capital framework;

C. To introduce leverage ratio to serve as a backstop to the risk-based capital measure;

D. To raise the standards for the supervisory review process;

E. To widen the quantitative and qualitative disclosure aspects for the stakeholders.

BB also sets the **Minimum and Maximum limits** for maintenance of capital adequacy ratios in a phased manner starting from January, 2015, with full implementation of capital ratios from January, 2020 as under:

i. Common Equity Tier 1 (CET 1) of at least 4.50% of total risk weighted assets (RWA);

ii. Tier 1 capital will be at least 6.0% of total RWA;

iii. Minimum Capital to Risk-weighted Asset Ratio (CRAR) will be 10% of RWA;

iv. In addition to minimum CRAR, Capital Conservation Buffer (CCB) @ 2.50% of RWA should be maintained in the form of CET 1;

v. Tier 2 capital can be admitted maximum up to 4.0% of the total RWA or 88.89% of CET1, whichever is higher;

vi. Minimum total capital plus capital conservation buffer should be 12.50%.

BB Roadmap for implementation of Basel III

Bangladesh Bank has set a Roadmap for implementation of Basel III in banks as under:

Particulars	Roadmap for implementation of Basel III capital to risk weighted asset ratios (CRAR)				
	2015	2016	2017	2018	2019
Minimum Common Equity Tier 1-CET/Tier 1 capital ratio	5.5%	5.5%	6.0%	6.0%	6.0%
Plus Capital conservation buffer on CET 1 capital	-	**0.625%**	**1.25%**	**1.875%**	**2.5%**
Minimum Tier 1 plus capital conservation buffer	**5.5%**	**6.125%**	**7.25%**	**7.875%**	**8.5%**
Minimum total capital plus capital conservative buffer	**10.00%**	**10.625%**	**11.25%**	**11.875%**	**12.5%**
Phase-in deductions from CET1 capital					
Excess Investment over 10% of a bank's equity in the equity of banking, financial and insurance entities	20%	40%	60%	80%	100%
Phase-in deductions from Tier 2 capital					
Revaluation Reserves for Fixed Assets, Securities and Equity Securities	20%	40%	60%	80%	100%

For Liquidity management, BB introduced different ratios as under:

Particulars	2015	2016	2017	2018	2019
Liquidity Coverage Ratio (LCR)	≥100%	≥100%	≥100%	≥100%	≥100%
Net Stable Funding Ratio (NSFR)	> 100%	>100%	>100%	>100%	>100%
Leverage Ratio	3%	3%	3% Readjustment	Migration to Pillar 1	

Implementation of BASEL III (Risk Based Capital Adequacy- RBCA for banks) – Calibration between risk management and capital management

In order to have a sound and robust banking industry and to make the banks in Bangladesh more shock absorbent as well as to cope with international best practice for risk management, Bangladesh Bank introduced 3 (three) Pillars Capital Requirements as 'Risk Based Capital Adequacy (RBCA) for Banks (Revised regulatory capital framework in line with Basel II)' in our banking sector effective from January, 2010. Subsequently, BB has adopted the Basel III capital measurement norms and other stipulations regarding liquidity management from January, 2015.

Under this framework, banks are required to make accurate assessment of all the risks they are exposed to and to maintain the required capital commensurate with their risk profile. Basel III has linked capital to the level of risk management. Therefore, banks are required to have effective risk management techniques in monitoring and mitigating their risks.

Implementation of Pillar 1 – Minimum Capital Requirement (MCR) of Basel III

In compliance with the regulatory guidelines, DBBL measures the capital to risk weighted asset ratio (CRAR) under Basel III starting from January, 2015 and submitted the same to BB on quarterly rest.

Apart from CRAR, DBBL also assesses the Liquidity Coverage Ratio (LCR), Net Stable Funding Ratio (NSFR) and Leverage Ratio and submits the same to BB within the stipulated time.

DBBL capital position

A comparative position of regulatory capital determined under Basel III as of 31 December 2017 and 31 December 2016 of DBBL is as under:

In million Taka

Particulars	2017	2016
A. Common Equity Tier 1 (CET 1) capital		
Paid up share capital	2,000.0	2,000.0
Share premium	11.1	11.1
Statutory reserve	9,193.0	8,134.4
Dividend equalization account	1,566.8	1,366.8
Retained earnings	5,846.8	5,250.2
Gross Total CET 1 capital	**18,617.8**	**16,762.5**
Less: Regulatory Deduction (Deferred tax asset on specific provision)	1,938.1	1,812.4
Less: Other intangible Assets (computer software)	86.4	83.1
Net CET 1 capital	**16,593.3**	**14,867.0**
B. Additional Tier 1 capital	**-**	**-**
C. Total Tier 1 capital [A+B]	**16,593.3**	**14,867.0**
D. Tier 2 capital		
General provision against unclassified loans and off-balance sheet exposures (including OBU)	2,772.7	2,326.6
Subordinated debt capital	6,550.6	3,700.1
Revaluation reserve on fixed assets and HTM securities	475.2	475.2
Gross total Tier 2 capital	**9,798.5**	**6,501.9**
Less: Regulatory Adjustment/Deduction	285.1	190.1
Net Tier 2 capital	**9,513.4**	**6,311.8**
E. Total eligible regulatory capital [C+D]	**26,106.7**	**21,178.8**
Risk Weighted Asset against		
Credit Risk	151,920.8	136,995.9
Market Risk	3,124.0	2,364.9
Operational Risk	25,085.8	22,804.4
F. Total RWA	**180,130.6**	**162,165.3**
G. Capital to risk-weighted asset ratio [CRAR]		
CET 1 capital to RWA [A/F]	9.2%	9.2%
Tier 1 capital to RWA [C/F]	9.2%	9.2%
Tier 2 capital to RWA [D/F]	5.3%	3.9%
Total capital to RWA [E/F]	**14.5%**	**13.1%**

AMARSTOCK

As of 31 December 2017, the LCR and NSFR of DBBL stood at 125.1% and 115.7% respectively against the BB's minimum threshold of 100%.

Besides, at the end of 2017, Leverage Ratio of DBBL stood at 5.2% against regulatory requirement of minimum 3%.

Regulatory Capital position of DBBL

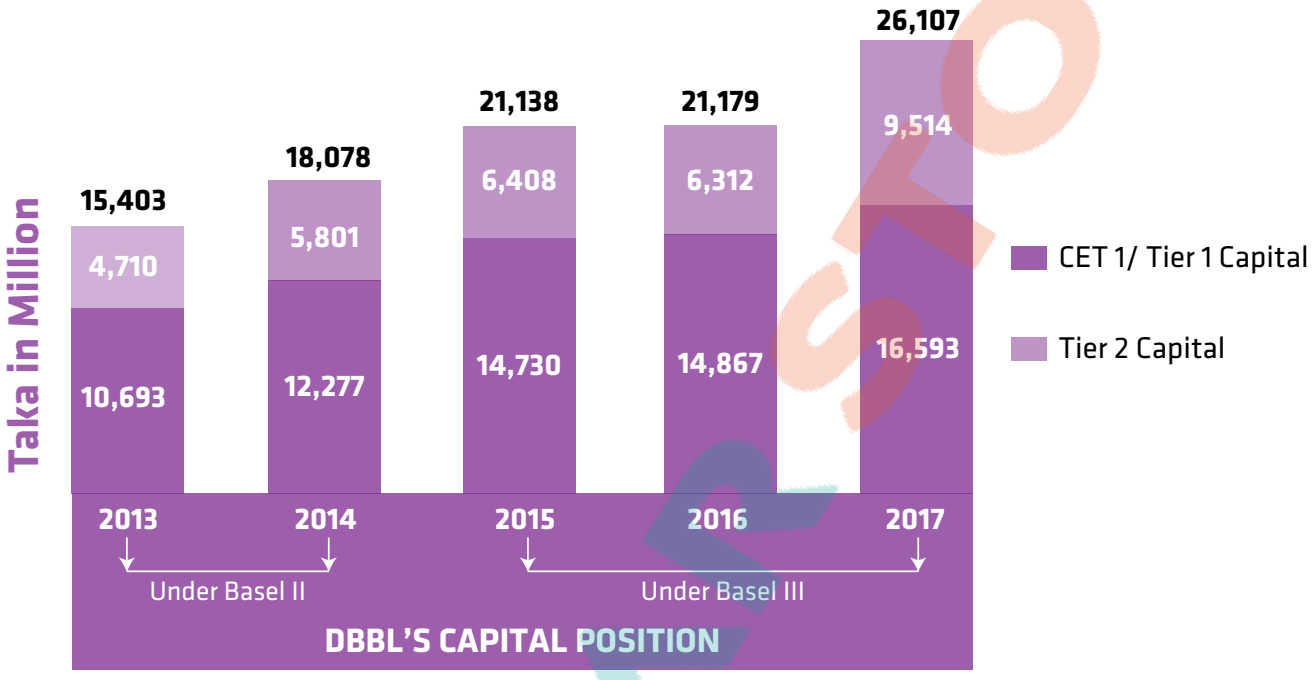

Capital Adequacy Ratio/ Capital to Risk-weighted Asset Ratio of DBBL

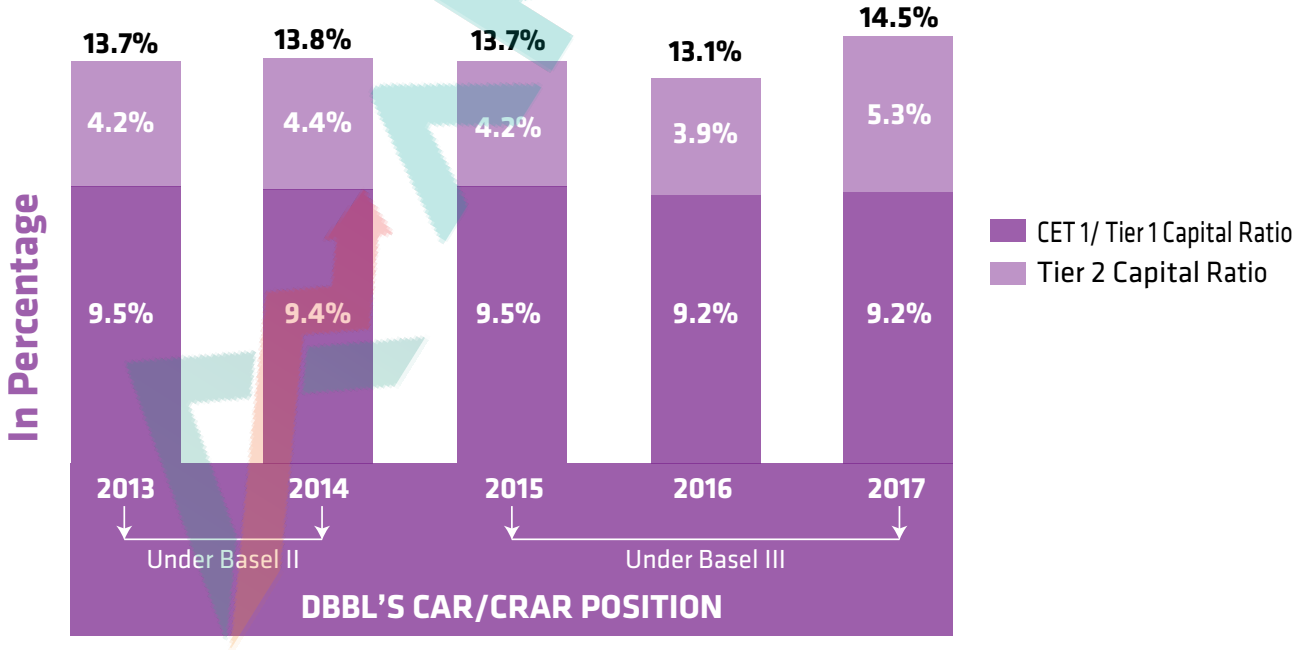

Risk Weighted Asset (RWA) mix based on risk type of DBBL

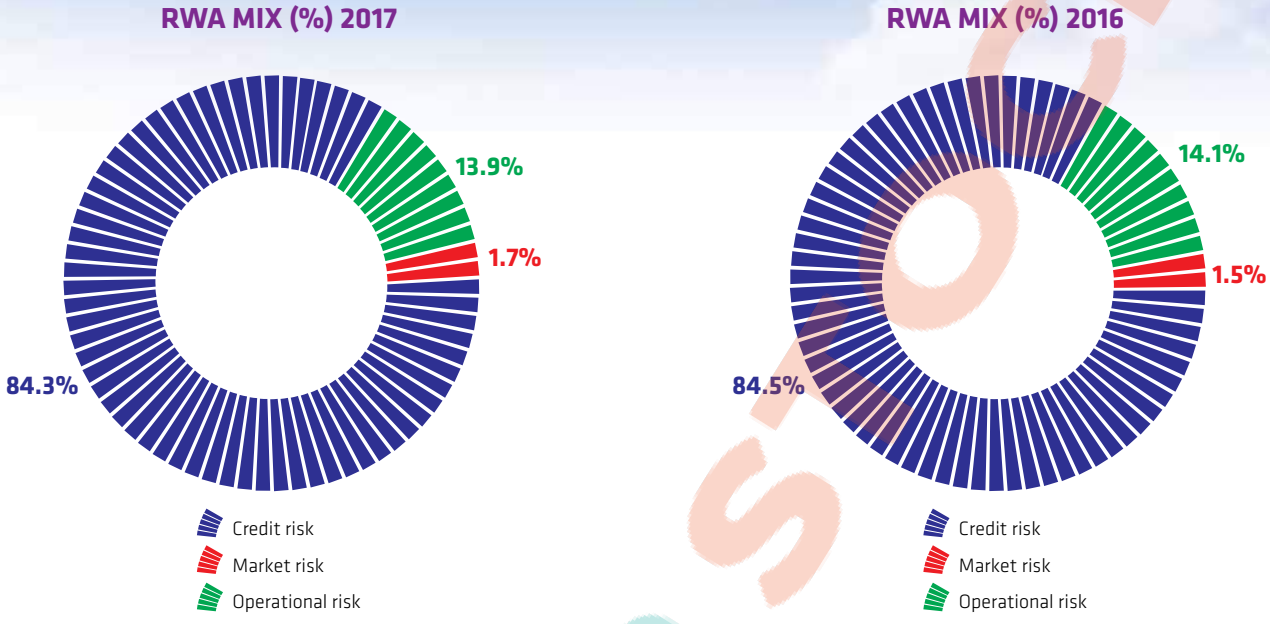

Risk Weighted Asset Vs. Total Loans of DBBL (Taka In Million)

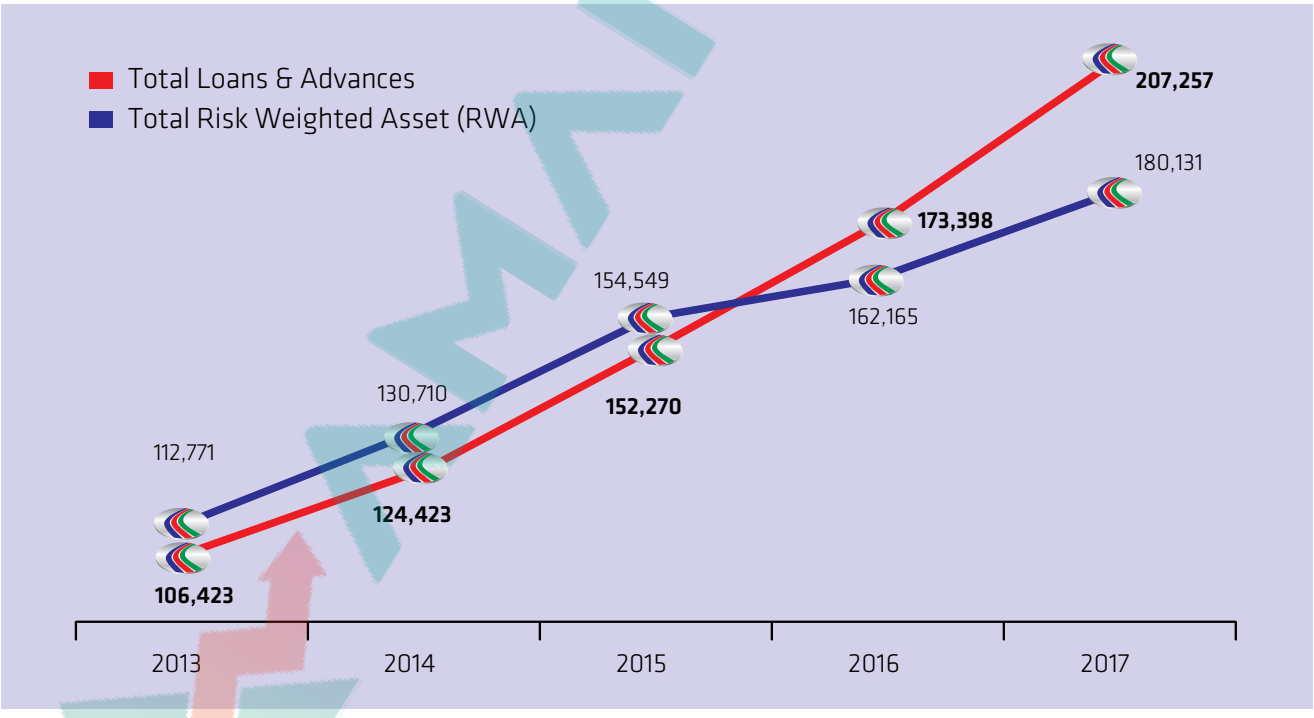

Implementation of Pillar 2 - Supervisory Review Process: SRP-SREP Dialogue on ICAAP

Bangladesh Bank has also implemented the Pillar 2 of RBCA framework. The key principle of the Supervisory Review Process (SRP) is that "banks have a process for assessing overall capital adequacy in relation to their risk profile and a strategy for maintaining their capital at an adequate level". Banks are instructed to form a SRP team, where risk management division be an integral part, and to develop a process document called Internal Capital Adequacy Assessment Process (ICAAP) for assessing their overall risk profile.

The areas to be covered by the process document are review of risk management and planning for adequate capital against comprehensive risk profile including credit, market, operational and all other risks which are not captured in the process of determining MCR.

That is along with credit, market, operational risks; banks will allocate capital against other risks which are not captured in calculating MCR.

Supervisory Review Evaluation Process (SREP) of Bangladesh Bank includes dialogue between Bangladesh Bank and the Bank's SRP team followed by findings/ evaluation of the Bank's Internal Capital Adequacy Assessment Process (ICAAP). During SRP-SREP dialogue, Bangladesh Bank will review and determine additional capital to MCR of banks.

With this end in view, in May 2014, Bangladesh Bank issued the "Revised Process Document for SRP-SREP Dialogue on ICAAP' to facilitate the dialogue for determination of capital requirement under Pillar 2 of Basel II. On the basis of the revised process document and prescribed reporting format, banks have been advised to submit their quantitative information regarding ICAAP based on 31 December 2014 onwards along with the supplementary documents. Under the process document, Bangladesh Bank also provided guidance to calculate required capital against the following risks under Pillar 2 in a specified reporting format:

i. Residual risk;
ii. Concentration risk;
iii. Liquidity risk;
iv. Reputation risk;
v. Strategic risk;
vi. Settlement risk;
vii. Evaluation of Core Risk Management;
viii. Environmental & climate change risk; and
ix. Other material risk.

In addition to the numerical calculation of capital requirement against the risks under Pillar 2, Bank should also submit the following supplementary documents to Bangladesh Bank for regulatory requirement of ICAAP reporting to demonstrate that they have proper risk management procedures, methods and tools in place to control the risks:

- Internal audit report of the Bank;
- Capital growth plan;
- Valuation methodology;
- Assessment procedure and evaluation of report of each core risk;
- Wholesale borrowing and funding guidelines;
- Liquidity contingency plan;
- Management Action Trigger (MAT);
- Fraud detection and management process;
- Methodology for assessing customer service and evaluation report;
- Methodology for calculating weighted average cost of fund;
- Deposit growth plan;
- Loans / advances growth plan;
- Profit growth plan;
- Stress testing report; and
- Copy of the Board Resolution through which the statements on ICAAP under Supervisory Review Process have been approved.

DBBL compliance towards the BB instruction for implementation of Pillar 2

In compliance with the BB instruction for implementation of Pillar 2 under Basel II/III, DBBL made the following developments in 2017

i. the Bank submitted the ICAAP Report for calculation of capital requirement under Pillar 2 of Basel III for year ended 31 December 2016 with due approval of the Board of Directors; and

ii. The Bank will submit the ICAAP report for the year-end 2017 within the stipulated time with due approval of the Board of the Bank.

Basel Unit/ Capital Management Desk and Supervisory Review Process (SRP) Team of DBBL were active in 2017

DBBL has a separate Basel Unit to ensure implementation and full compliance with Basel Capital Accords. In addition, during the year 2017, the SRP team of DBBL has been active to review the Internal Capital Adequacy Assessment Process (ICAAP) for determining capital requirement under Pillar 2 covering all residual risks in addition to risks covered under Pillar 1 i.e. credit risk, market risk or operational risk.

The Board approved Terms of References (ToRs), among others, in brief, under which the SRP Team of DBBL has been working are as under:

i) Reviewing and upgradation of ICAAP document for assessing the overall risk profile of the Bank;

ii) Formulation of strategies for maintaining adequate capital covering all risks under Pillar 1 and Pillar 2;

iii) Reviewing the stress testing results and setting strategies for improvement of the post shocked Capital Adequacy Ratio (CAR) of the Bank;

iv) SRP Team will be responsible for providing, verification & authentication of data/information required for preparing the ICAAP reporting including preparation of possible SRP-SREP dialogue on their respective area of operation for determination of capital requirement of DBBL under Pillar 2; and

v) The SRP Team should meet at least bi-monthly (at least once in every two months) to monitor the implementation of SRP of the Bank.

Mentionable that, the SRP team of DBBL was active in 2017 for working under the above-mentioned ToRs set by the Board. During the year 2017, the SRP team of DBBL held 5 Meetings.

Importance of internal control system for risk assessment and capital requirement

The Bank's internal control structure is essential to the capital assessment process. Effective control of the capital assessment process includes an independent review and, where appropriate, the involvement of internal or external audits. The Bank's Board of Directors has the responsibility to ensure that management establishes a system for assessing the various risks, develops a system to relate risk to the Bank's capital level, and establishes a method for monitoring compliance with internal policies.

Accordingly, risk factors and possible consequence of every transaction and operation are considered by the management of DBBL for ensuring that Bank is operating within approved risk management guidelines of Board of Directors of the Bank within the broader framework of Basel II guidelines of Bangladesh Bank. Board's Risk Management Committee, Audit Committee, Internal Auditors, External Auditors and Risk Management Division are actively involved, wherever necessary, to assess compliance status and adequacy of capital of the Bank.

Implementation of Pillar 3 – Market Discipline (Disclosures on risk based capital under Basel III)

DBBL fully comply with the disclosures framework under Pillar III as stipulated by Bangladesh Bank. Under the disclosures framework, the qualitative and quantitative aspects of credit, market and operational risks along with the approaches applied for calculation of MCR are also disclosed.

The detailed disclosures under Pillar III for the year ended 31 December 2017 are furnished from **Pages 107 to 138** of this Annual Report.

These disclosures are also posted in the Bank's website in compliance with the BB directive.

DBBL Risk Management Division entrusted with overall and integrated risk management of the Bank

Bangladesh Bank (BB) continuously underscored the importance for bringing dynamism and establishing better risk management system in the banks through issuing independent risk management policy guidelines, regulatory reporting framework etc. In continuation of these policy initiatives, Bangladesh Bank in 2011 instructed to prepare a Risk Management Paper (RMP) containing the analysis of all types of existing and probable risks that might occur in future, place the same in their regular monthly meeting and submit the RMP along with the decisions of the meetings to BB. Based on the RMP, BB regularly evaluates the risk management activities of each bank and provides constructive recommendations to improve their conditions. Banks have to execute all the recommendations and submit their compliance reports within a specified time frame.

In 2012, BB issued guideline called Risk Management Guideline for banks. This guideline promotes an integrated, bank-wide approach to risk management which will facilitate banks in adopting contemporary methods to identify measure, monitor and control risks throughout their institutions.

The guideline encompasses the most risks in banking companies of Bangladesh including credit risk, market risk, liquidity risk, operational risk and other residue risks, namely, compliance risk, strategic risk, money laundering risk, reputation risk etc.

The guideline, among others, outlined the following key issues for establishing a better risk management culture in the Bank:

a) Elements of a sound risk management system;

b) The Board and senior management oversight;

c) Risk measurement, monitoring and management reporting system;

d) Internal control and comprehensive audits;

Keeping an adequate risk management framework in place is the responsibility of the Bank's senior executives, in particular the Managing Director & CEO, subject to the oversight of the Board of Directors (BOD).

In September, 2015, BB has introduced a new reporting format in the name of Comprehensive Risk Management Report (CRMR) for banks in place of the previous format (RMP). To make the risk management activities more effective, various types of contemporary risk issues and a questionnaire (related to risk management structure, credit policies & procedures, evaluation process of credit proposals, post sanction process, follow up & monitoring of loans, operation level risk verifications, liquidity risk, etc.) are included in the new format.

The revised CRMR mainly includes both quantitative and qualitative analysis of different risk parameters. The segment-wise (namely, credit risk, market risk, liquidity risk, operational risk) quantitative analysis are carrying out through the actual position of the portfolio vis-à-vis the approved internal or external limit set corresponding to each risk parameter/area. While the qualitative analyses are made based on questionnaire check list for each segment of risk.

BB has also developed rating procedure to quantify all possible risks based on available information in the CRMR, minutes of RMD and board risk management committee meetings, compliance status of previous quarters submitted by banks and other sources. This risk rating is done on half yearly basis and carries a certain weightage in the management component of CAMELS rating.

Compliance with the implementation of core risk management practice

Bangladesh Bank vide BRPD Circular No. 17 dated 7 October 2003 instructed banks to prepare the core risk management guidelines for key areas of banks' operations, namely, (i) asset-liability/balance sheet risks; (ii) credit risk; (iii) foreign exchange risk; (iv) internal control & compliance risk; and (v) money laundering risk in line with the BB circulated indicative guideline for each area of core risk segment. Later, in 2007, BB included the Information & Communication Technology (ICT) under the purview of 'core risks' of banks.

In line with the international best practices and to bringing dynamism in risk management for a sustainable financial sector in Bangladesh, BB has upgraded & circulated the revised version of all core risks guidelines in March 2016 for compliance by all banks.

In compliance with the BB instructions have been brought to us through core risk guidelines, DBBL has been under process for implementation of the new and upgraded issues.

The compliance status against the BB observations/recommendations towards implementation of core risk management practices of DBBL are as under:

Area of core risks	Reference date of Bangladesh Bank inspection*	Number of observations raised by Bangladesh Bank	Number of observations complied by DBBL	Number of observations remain due for compliance	Remarks
Asset & Liability Risk Management	30-Jun-16	36	33	3	The latest status of compliance for the remaining observations was submitted to BB.
Credit Risk Management	30-Jun-16	24	19	5	The latest status of compliance for the remaining observations was submitted to BB.
Anti Money Laundering Risk Management	30-Jun-16	11	7	4	The latest status of compliance for the remaining observations was submitted to BB.
Information & Communication Technology Risk Management	30-Jun-16	40	31	9	The latest status of compliance for the remaining observations was submitted to BB.
Foreign Exchange Risk Management (Off site)	30-Jun-16	4	4	-	DBBL has complied with all of the observations raised by BB.
Internal Control & Compliance Risk Management	30-Jun-16	38	31	7	The latest status of compliance for the remaining observations was submitted to BB.

* BB conducted inspection based on the position as on 30 June 2017, the reports of which were received in January 2018 with deadline for submission of compliance there-against in March 2018. As a result, the compliance status based on the earlier reference date available has been furnished.

Steps/ action taken for implementation of core risk management

The Board of Directors of the Bank and its sub-committees, namely, Audit Committee, Risk Management Committee etc. approves relevant guidelines, polices for implementation of core risk management practices across the Bank. The Board and its committees also review the implementation status, regulatory compliance and guide the management for ensuring the implementation of the core risk guidelines/ practices efficiently and effectively. Within the management, there are several risk management committees, namely, ALCO, Credit Committee, Management Committee (MANCOM) for overseeing in the relevant risk exclusively. In addition to the risk management committee through risk management division regularly assesses the overall implementation status of core risk management aspects and report the same to the Risk Management Committee of the Board of the Bank on quarterly rest.

a. Steps/measures taken in 2017 by the individual functional divisions/respective management committees

Asset-Liability Risk Management	• Bank's ALCO held regular meetings in 2017 for betterment of ALM functions; • To manage the liquidity position of the Bank. As part of ALM, Bank's Credit-Deposit Ratio (CDR) at the end of 31 December 2017 stood at 84.14 %, low cost deposits (except Fixed Deposit Receipts) improved to 80.7% of total deposits against 78.3% of 2016. • The Bank posted 69.5% net interest margin (NIM) in the year 2017; • Maintained the adequate CRR and SLR throughout 2017; and • At the end of 2017, Liquidity Coverage Ratio (LCR) and Net Stable Funding Ratio (NSFR) stood at 125.1% and 115.7% respectively against the BB's minimum threshold of 100%. Leverage Ratio of DBBL came to 5.2% against regulatory requirement of minimum 3%.
Credit Risk Management	• Bank's Credit Committee held regular meetings to review the credit proposals in compliance with the regulatory stipulations; • Compliance was made with the BB observations on credit risk management including yearly review of Bank's Credit Policy highlighting the succession plan, business delegation power, maximum industry cap, key responsibilities etc. • The Bank complied with most of the BB observations as of 30 June 2016.
Anti Money Laundering Risk Management	• As part of annual review, Bank's Policy Manual on Anti Money Laundering (AML) & Combating Terrorist Financing (CTF) and Risk Management Guideline on AML & CTF have been revised and approved by the Board of Directors of the Bank on 20 June 2017. These Policy & Guidelines have been widely circulated; • Chief Anti Money Laundering Compliance Officer (CAMLCO)'s office & Branch AMLCOs are regularly screening all the adverse-news in the medias and escalating any unusual account &/or transaction to senior management & regulators; • Regular audit & compliance Review undertaken covering all branches & key units by the Internal Audit team & CAMLCO office and outcomes are acceptable. Recommendations of these audits are followed-up to ensure deficiencies are regularized. Proactive & special Review also conducted on Rocket Accounts & transactions, and findings/ recommendations were discussed at top-management level to ensure regulatory compliance; • A seamless Advisory & Governance service to all staff from the CAMLCO office with Senior Management Commitment has assured DBBL with – no penalty, no censure and no major regulatory observation in the ground of AML/CTF risks in 2017; and • The Bank complied with most of the BB observations as of 30 June 2016.

Information & Communication Technology Risk Management	• Compliance was made with the BB observation on ICT risk management including yearly review of Bank's ICT Policy. • DBBL complied with 31 (thirty one) recommendation (out of 40 recommendation) of BB as of 30 June 2016. • Apart from the concerned division, MANCOM and risk management committee regularly monitored the implementation status of ICT risk management. • In addition to the existing 1st Disaster Recovery Site (DRS), DBBL has decided in principle to build the 2nd DRS.
Foreign Exchange Risk Management	• Bank's ALCO has been in close vigilance for managing the foreign exchange risk through out the year; • A Rate Committee Chaired by the Managing Director & CEO met daily to fix the DBBL foreign exchange rates against the respective currencies upon reviewing the foreign exchange movement, DBBL portfolio position, overall demand-supply position of the market and took measures for optimizing the exchange position;
Internal Control & Compliance Risk Management	• Enforcement procedures related to ICC risk was under direct supervision of the Audit Committee of the Board for achieving required performance, information and compliance objectives; • Risk Based Internal Audit (RBIA) system has been put in place effectively and all branches and divisions were rated accordingly conforming to RBIA; • Intensive monitoring on implementation of DCFCL in branches and divisions. Quarterly Operation Review (QOR) for all concerned were also ensured; • All branches has been brought under inspection by the Internal Control & Compliance Division (IC&CD) as per the Annual Inspection Plan approved by the Board; • Regularization of lapses/ irregularities in loan documentation identified/ detected in course of Periodical Inspection was ensured promptly by the dedicated team.

b. Steps taken by the Risk Management Division for implementation of core risk management– synchronizing with capital requirement under Pillar 2 (Supervisory Review Process) of Basel III

Apart from the risk management measures mentioned above, the Risk Management Division as a coordinating division also took the following initiatives for strengthening the core risk management practices across the Bank:

i. Risk Management Division has played a pivotal and coordinating role with all concerned of the Bank for ensuring implementation of core risk management practices including mitigating the BB observations in all core risk areas;

ii. Compliance status of each core risk aspect of the Bank was reported to the Risk Management Committee of the Board of DBBL. The decisions taken by the Committee were also disseminated to all concerned for further compliance; and

iii. An evaluation guideline/criteria has been prepared with due approval of the Board for determination of capital requirement against each core risk aspect as stipulated by BB under Pillar II (Supervisory Review Process) of Basel III. As per the set guideline, RMD evaluated implementation status of each core risk management practice regularly and determined the capital requirement there-against.

Risk Appetite

In accordance with DOS Circular Letter No. 13 dated 9 September 2015 of Bangladesh Bank, Risk Management Division shall ascertain risk appetites on yearly basis for all possible measurable risks including:

- Sector, industry and area-wise loan targets, credit concentration among top-20 borrowers;
- Off balance sheet exposures as a percentage of total assets, the annual growth rate of loans and advances;
- Limitations on the percentage of financial liabilities sourced from the top -10 suppliers, gaps between total assets and liabilities in different time buckets of the liquidity profile; and
- Gap between rate sensitive assets and liabilities, various ratios regarding liquid assets, expected loss from operational loss and the Capital to Risk Weighted Assets (CRAR) after applying stress test.

Tools, techniques and approaches for strengthening the overall risk management activities - introduced by Bangladesh Bank

Bangladesh Bank as the regulator has been shifting its strategy from compliance based approach to forward looking risk based approach with a view to strengthening the overall risk management activities, financial stability and soundness and the corporate governance of banks in line with international best practices. In compliance with the BB directives/ guidelines, DBBL has been practicing, among others, the following major risk management tools and techniques as under:

i. Risk Appetite Statement (RAS)

In compliance with the DOS Circular Letter No. 13 dated 9 September 2015 of Bangladesh Bank, a Risk Appetite Statement covering credit, liquidity, Foreign exchange and other areas of banking operations have been put in place with due approval of the Board. As per BB directive, the Risk Appetites have been set taking into consideration of the existing as well as emerging risks supposed to be associated with the overall activities of the Bank within next one year. For example, targeted credit concentration to specific single borrower/ industry/sector/geographical region; annual growth of loan, growth of overall size of balance sheet, growth of off-balance sheet exposures in relation to total assets of the Bank, liability/ depositors concentration, gap of financial assets and liabilities in different time buckets, growth of rate sensitive assets and rate sensitive liabilities and its impact on the Bank's earnings due to changes of market interest rates, net open position of bank's foreign exchange exposures, expected loss due to the adverse operational events, position of capital to risk weighted asset ratio (CRAR) of the Bank.

Risk Management Division (RMD) upon analyzing the actual position in relation to the risk appetites set by the Board identifies the existing and emerging risk prone areas of the Bank and placed to the Risk Management Committee of Board/Senior Management for taking remedial measures.

The Board approved risk appetites have been submitted to Bangladesh Bank as regulatory compliance. These have also been communicated to all concerned of the Bank for implementation.

ii. Stress Testing as a forward-looking tool for risk management

Stress testing is an important risk management tool that identifies potential risks and supports the optimization of capital and liquidity buffers. It enables the exploration of vulnerabilities in business models whilst overcoming the limitations historical data. Stress tests are used to measure the impact of extreme, yet plausible events. Where necessary, measures are taken on the basis of the results of the stress tests that are in line with DBBL's risk appetite.

The Bank should conduct periodic reviews of its risk management process to ensure its integrity, accuracy, and reasonableness through stress testing. A bank should have written policies and procedures governing the stress-testing program.

DBBL carried out stress testing as per Bangladesh Bank guidelines regularly in 2017 on quarterly intervals. The findings were reported to Bangladesh Bank and Board of Directors of the Bank for compliance and guidance. Findings of stress testing and guidance from Bangladesh Bank and Board are also taken into account for assessing potential risk, mitigation of such risks as well as current and future capital requirement of the Bank.

As of 31 December 2017, the combined post-shocks capital adequacy ratio (CAR) at minor level of DBBL stood at 11.35% in terms of stress test parameters set by Bangladesh Bank (BB).

iii. Financial Projection Model (FPM)

In compliance with the BB instructions, DBBL has submitted the FPM on quarterly rest regularly in 2017. Through the FPM, the Bank tries to identify the risk-prone area, conducts further in-depth review and sets the remedial measures to address the risks and vulnerabilities.

iv. Quick Review Report (QRR)

Bangladesh Bank started evaluating the financial positions of banks upon review/analysis of banks' submitted data/information in prescribed reporting format through Quick Review Report (QRR) on quarterly rest. The report focuses on major risks existed in the bank portfolio and helps for taking measures to address/ overcome the risks.

Since introduction of this risk identification tool by BB in March 2012, DBBL has been submitting the statement to BB within the stipulated time for ensuring the regulatory compliance as well as taking measures for mitigating the risks by reviewing the findings/ observations of this report.

v. Self-Assessment of Anti-Fraud Internal Controls

For identifying the strengths and weaknesses of internal control and compliances concerning the major

area of operations of banks, namely, general banking, credit portfolio, information and communication technology (ICT), BB has introduced a Questionnaire based checklist for Self-Assessment of Anti-Fraud Internal Controls in 2012. Under reporting framework, banks should submit the filled-in questionnaire with relevant supporting papers to BB on quarterly rest.

DBBL has been submitting this statement to BB on quarterly rest for ensuring the regulatory compliance and taking measures for improvement of the Bank's internal control and compliance system, where necessary.

vi. Integrated Supervision System (ISS)

With a view to bringing the branch and head office of commercial banks under close monitoring, supervision and control, BB has introduced Integrated Supervision System (ISS) with effect from February 2014.

Under this system, BB has developed a reporting infrastructure segregating the reporting requirements for branches and head office separately. This ISS covers the position of overall state of affairs of the respective banks at the end of each month/quarter.

Since introduction, DBBL has complied with the ISS reporting requirements of BB.

Regulatory compliance with regards to risk management reporting through risk management division of DBBL

In addition to the regular regulatory compliances, DBBL also complied with the risk management reporting as stipulated in 'Risk Management Guidelines for Banks' in February 2012 and others instructions/circulars issued by Bangladesh Bank from time to time.

The compliance status of risk management reporting by the Risk Management Division of DBBL during the year 2017 are as under:

Particulars	Reporting to	Compliance status	Remarks
1. Risk management reporting i. Quarterly risk management reporting covering • Internal capital adequacy assessment process (ICAAP); • Key figures from the credit portfolio; • Market risk; • Large exposures; • Liquidity risk.	Risk management committee of the Board	Complied	
ii. Submission of Monthly Risk Management Report and minutes of risk management committee; and	Bangladesh Bank on Monthly rest	Complied	
iii. Comprehensive Risk Management Report (CRMR) and minutes of risk management committee.	Bangladesh Bank on Half yearly rest	Complied	
2. Basel III reporting and capital management			
i. Submission of MCR under Pillar 1 on quarterly rest;	Bangladesh Bank	Quarterly MCR and CRAR under Basel III was submitted to BB within the stipulated time.	
ii. Submission of ICAAP Report for calculation of adequate capital requirement under Pillar 2 annually;	Bangladesh Bank	ICAAP document of DBBL was submitted to BB with in stipulated time.	Board approved the ICAAP Document for submission to BB.
iii. Disclosure requirement under Pillar 3;	Bangladesh Bank with uploading a soft copy in the Bank's website	• Disclosure requirements as per BB reporting format for the year 2016 was submitted to BB and posted in the Bank's website;	

Particulars	Reporting to	Compliance status	Remarks
		• Disclosures for the year ended 2017 are set from **Pages 107 to 138** of this Annual Report. The soft copy of disclosures has been uploaded in the Bank's website. A printed copy of the same will also be submitted to BB within the stipulated time for regulatory compliance.	
iv. Basel III liquidity ratios: a. Liquidity coverage ratio (LCR); b. Net stable funding ratio (NSFR); c. Leverage ratio.	Bangladesh Bank Monthly Quarterly Quarterly	Under Basel III guideline, Bank has been compliant for submission of statements of Liquidity Coverage Ratio (LCR), Net Stable Funding Ration (NSFR) and Leverage Ratio to Bangladesh Bank within the stipulated time.	
v. Capital planning in line with the implementation of Basel III.	Board/ Management	Information memorandum has been placed to the Board regarding capital management in line with the Basel III guideline from time to time.	
3. Stress testing	Bangladesh Bank, Board/ Risk Management Committee of the Board of the Bank	Bank has been compliant for submission of stress testing reports to BB on quarterly rest within the stipulated time.	Stress test reports have been reported to the Board on quarterly rest.
4. Statement of Off-Site Supervision (CAMELS Pack) for conducting CAMELS Rating by BB	Bangladesh Bank, Board/ Senior Management	Bank has been compliant for submission of required information/ data on CAMELS rating and its subsequent regulatory compliance to BB on half-yearly rest within the stipulated time.	The observations/ findings of BB made in the CAMELS rating reports were also submitted to the Board for concurrence, guidance and compliance with the BB observations.
5. Financial Projection Model (FPM)	Bangladesh Bank/ Senior Management of the Bank	Bank has been compliant for submission of filled-in FPM to BB on quarterly rest within the stipulated time.	

Particulars	Reporting to	Compliance status	Remarks
6. Quick Review Report (QRR) under BSS	Bangladesh Bank/ Senior Management of the Bank	Bank has been compliant for submission of QRR and its subsequent compliance to BB on quarterly rest within the stipulated time.	
7. Credit rating	Bangladesh Bank	• Bank was compliant for conducting credit rating for the year ended 2016 including submission of the rating report to BB, serving press release for public notification etc. within the stipulated time. • The credit rating of DBBL for the year ended 2017 will be completed within 30 June 2018.	
8. Compliance with the core risk management practices	Bangladesh Bank	Bank has been compliant with the BB recommendations/ suggestions made in different inspection reports of core risks management practices. The Compliance status is furnished at **Page 100** of the Annual Report.	

disclosures on risk based capital (Basel III)


AMAR STOCK

DISCLOSURES ON RISK BASED CAPITAL (BASEL III)

Scope of Application

Qualitative Disclosures		
a)	The name of the top corporate entity in the group to which this guidelines applies.	Dutch-Bangla Bank Limited (the Bank)
b)	An outline of differences in the basis of consolidation for accounting and regulatory purposes, with a brief description of the entities within the group (i) that are fully consolidated; (ii) that are given a deduction treatment; and (iii) that are neither consolidated nor deducted (e.g. where the investment is risk-weighted).	The consolidated financial statements of the Bank include the financial statements of Dutch-Bangla Bank Limited and the Off-shore Banking Units (OBUs). A brief description of the Bank and the OBUs are given below: **The Bank [Main operation]** Dutch-Bangla Bank Limited (the Bank) is a scheduled commercial bank set up as a joint venture between Bangladesh and the Netherlands. Incorporated as a public limited company under the Companies Act 1994, the Bank obtained licence from Bangladesh Bank on 23 July 1995 and started its banking business with one branch on 3 June 1996. The number of branches was 175 as on 31 December 2017 all over Bangladesh. The Bank is listed with Dhaka Stock Exchange and Chittagong Stock Exchange as a publicly quoted company. The principal activities of the Bank are to carry on all kinds of commercial banking business in Bangladesh. **Mobile Banking Services** The Bank obtained the permission for conducting the Mobile Banking Services from Bangladesh Bank on 28 April 2010. The Bank started operation of Mobile Banking Services on 31 March 2011. The principal activities of the Mobile Banking Services are to provide banking services to Mobile Banking customers through Mobile Phone and multiple delivery channels within the applicable rules & regulations and guidelines of Bangladesh Bank. Mobile Banking Services are part of Main Operation of the Bank. **Agent Banking Services** The Bank obtained the permission for conducting the Agent Banking services from Bangladesh Bank on 27 July 2014. The Bank started operation of Agent Banking Services on 19 January 2015. The principal activities of the Agent Banking Services are to provide banking services to the Bank customers through engagement of agents who conducts Banking Transaction on behalf of the Bank under a valid agency agreements rather than Bank's own Tellers/Cashiers to deliver the services within the applicable rules & regulations and guidelines of Bangladesh Bank. Agent Banking Services are part of Main Operation of the Bank.

Scope of Application (Continued)

		Off-shore Banking Unit (OBU) The Off-shore Banking Unit (OBU) of the Bank is the separate business entity governed by the applicable rules & regulations and guidelines of Bangladesh Bank. The Bank obtained the permission for conducting the operations of OBU from Bangladesh Bank on 23 February 2010. The Bank started the operation of OBU on 12 July 2010. The number of OBUs were 2 (two) as at 31 December 2017 located at Chittagong EPZ Branch-Chittagong and Dhaka EPZ Branch-Dhaka. The principal activities of the OBUs are to provide commercial banking services through its Units within the rules & regulations and guidelines of Bangladesh Bank applicable for the Off-shore Banking Units.
c)	Any restrictions, or other major impediments, on transfer of funds or regulatory capital within the group.	Not applicable
Quantitative Disclosures		
d)	The aggregate amount of surplus capital of insurance subsidiaries (whether deducted or subjected to an alternative method) included in the capital of the consolidated group.	Not applicable

Capital structure

Qualitative Disclosures		
a)	Summary information on the terms and conditions of the main features of all capital instruments, especially in the case of capital instruments eligible for inclusion in CET 1, Additional Tier 1 or in Tier 2 capital.	In terms of Section 13 of the Bank Company Act, 1991 (Amended up to 2013), the terms and conditions of the main features of all capital instruments have been segregated in terms of the eligibility criteria set forth vide BRPD Circular No. 18 dated 21 December 2014 [Guidelines on Risk Based Capital Adequacy (Revised Regulatory Capital Framework for Banks in line with Basel III)] and other relevant instructions given by Bangladesh Bank from time to time. The main features of the capital instruments are as follows: **Common Equity Tier 1 (CET1) capital instruments** **Paid-up share capital:** Issued, subscribed and fully paid up share capital of the Bank. **Non-repayable share premium account:** Amount of premium realized with the face value per share at the time of issuing shares through initial public offering. **Statutory reserve:** As per Section 24 of the Bank Company Act, 1991 (Amended up to 2013), an amount equivalent to 20% of the profit before taxes for each year of the Bank has been transferred to the Statutory Reserve Fund. **Dividend equalization account:** As per BRPD Circular Letter No. 18 dated 20 October 2002 issued by Bangladesh Bank, 'Dividend Equalization Account' has been created by transferring the amount from the profit that is equal to the cash dividend paid in excess of 20%. **Retained earnings:** Amount of profit retained with the banking company after meeting up all expenses, provisions and appropriations.

Capital structure (Continued)

Additional Tier 1 (AT1) capital instruments

Instruments issued by the banks that meet the qualifying criteria for AT1: Issued, subscribed and fully paid perpetual subordinated debt/ bond which meet the qualifying criteria for AT1 as stipulated in guidelines on Risk Based Capital Adequacy.

Tier 2 capital instruments

General provision against unclassified loans and off-balance sheet exposures: As per BRPD Circular Letter No. 5 dated 31 May 2016, amount of general provision maintained against unclassified loans and off-balance sheet exposures as of the reporting date has been considered.

Subordinated debt capital: In compliance with BRPD Circular No. 18 dated 21 December 2014, Subordinated Debt is considered as a component of Tier 2 capital.

Assets revaluation reserves: As per Bangladesh Bank's instruction, until 31 December 2014, 50% of incremental value of Bank's assets has been considered. Revaluation Reserve (RR) based on the position as of 31 December 2014 will be deducted @ 20% on yearly basis from 2015 to 2019 under Basel III guideline.

Revaluation reserves of HTM securities: As per Bangladesh Bank's instruction, until 31 December 2014, 50% of revaluation reserve of HTM securities has been considered. Revaluation Reserve (RR) based on the position as of 31 December 2014 will be deducted @ 20% on yearly basis from 2015 to 2019 under Basel III guideline.

Revaluation reserves of HFT securities: As per Bangladesh Bank's instruction, until 31 December 2014, 50% of revaluation reserve of HFT securities has been considered. Revaluation Reserve (RR) based on the position as of 31 December 2014 will be deducted @ 20% on yearly basis from 2015 to 2019 under Basel III guideline.

Quantitative Disclosures

b) The amount of Common Equity Tier 1 (CET1) capital

The amount of Common Equity Tier 1 (CET1) capital as per disclosures in the audited financial statements as of 31 December 2017 are as follows:

In million Taka

Particulars	Amount
Paid up capital	2,000.0
Non-repayable share premium account	11.1
Statutory reserve	9,193.0
General reserve	-
Dividend equalization account	1,566.8
Retained earnings	5,846.8
Other (If any item approved by Bangladesh Bank)	-
Sub-Total CET1 Capital [A]	**18,617.7**

c) The amount of Additional Tier 1 (AT1) capital

The amount of Additional Tier 1 (AT1) capital as per disclosures in the audited financial statements as of 31 December 2017 are as follows:

In million Taka

Particulars	Amount
Non-cumulative irredeemable preference shares	-
Instruments issued by the banks that meet the qualifying criteria for AT1	-
Others (if any item approved by Bangladesh Bank)	-
Sub-Total AT1 Capital [B]	**-**

Capital structure (Continued)

d) The amount of Tier 2 capital

The amount of Tier 2 capital as per disclosures in the audited financial statements as of 31 December 2017 are as follows:

In million Taka

Particulars	Amount
General provision against unclassified loans and off-balance sheet exposures (Including OBU)	2,772.7
All other preference shares	-
Subordinated debt	6,550.6
Revaluation Reserves as on 31 December 2014 (50% of Fixed Assets and HTM Securities)	475.2
Others (if any item approved by Bangladesh Bank)	-
Sub-total of Tier 2 capital [C]	**9,798.5**

e) Regulatory Adjustments/ Deductions from capital

In million Taka

Particulars	Amount
Deferred tax assets against the specific loan loss provision and other intangible assets (computer software) from CET 1 capital	2,024.5
Revaluation Reserves for Fixed Assets, Securities (60% for the year 2017) from Tier 2 capital	285.1
Sub-total of deduction [D]	**2,309.6**

f) Total eligible capital

In million Taka

Particulars	Amount
Total eligible capital [A+B+C-D]	26,106.6

Capital Adequacy

Qualitative Disclosures

(a) A summary discussion of the bank's approach to assessing the adequacy of its capital to support current and future activities.

The Bank assesses the adequacy of its capital in terms of Section 13 (1) of the Bank Company Act, 1991 (Amended up to 2013) and instruction contained in BRPD Circular No. 18 dated 21 December 2014 [Guidelines on 'Risk Based Capital Adequacy for Banks' (Revised regulatory capital framework in line with Basel III)]. However, in terms of the regulatory guidelines, the Bank computes the capital charge / requirement as under:

i. Credit risk : On the basis of Standardized Approach;

ii. Market risk : On the basis of Standardized Approach; and

iii. Operational risk: On the basis of Basic Indicator Approach.

Capital Adequacy (Continued)

The Bank assesses the capital requirement considering the existing size of portfolio, concentration of portfolio to different risk weight groups, asset quality, profit trend etc. on quarterly rest. The Bank also forecasts the adequacy of capital in terms of its capacity of internal capital generation, maintaining the size of the portfolio, asset quality, conducting credit rating of the borrowers, segregation of portfolio to different risk weight groups etc. As of 31 December 2017, Bank maintained total capital (CET 1/Tier 1 and Tier 2) of Taka 26.1 billion against the minimum requirement including capital conservation buffer of Taka 20.3 billion with a surplus of Taka 5.8 billion. Bank's capital to risk-weighted asset ratio (CRAR) as of 31 December 2017 stood at 14.5% (consisting of 9.2% in CET 1 capital and 5.3% in Tier 2 capital) against the regulatory requirement of minimum including capital conservation buffer 11.25%. This surplus capital both in term of absolute amount and ratio (CRAR) is considered to be adequate to absorb all the material risks to which the Bank may be exposed in future. The Bank maintained more than adequate capital against the regulatory requirement to uphold and strengthen the confidence of its investors, depositors and other stakeholders.

Quantitative Disclosures

(b) Capital requirement for Credit Risk

In million Taka

Particulars	Risk Weighted Assets (RWA)	Minimum Capital Requirement (MCR)
Credit Risk		
On-balance sheet	139,822.2	13,982.2
Off-balance sheet	12,098.6	1,209.9
Total	**151,920.8**	**15,192.1**

(c) Capital requirement for Market Risk

In million Taka

Particulars	Risk Weighted Assets (RWA)	Minimum Capital Requirement (MCR)
Market Risk		
Interest Rate related instrument	-	-
Equities	22.6	2.3
Foreign exchange position	3,101.4	310.1
Commodities	-	-
Total	**3,124.0**	**312.4**

(d) Capital requirement for Operational Risk

In million Taka

Particulars	Risk Weighted Assets (RWA)	Minimum Capital Requirement (MCR)
Operational Risk	25,085.8	2,508.6
Total	**25,085.8**	**2,508.6**

Capital Adequacy (Continued)

(e) Total Risk Weighted Assets (RWA), Total Minimum Capital Requirement (MCR) and Total Eligible Regulatory Capital

In million Taka

Particulars	Amount
Total Risk Weighted Assets (RWA)	
Credit Risk	
On-balance sheet	139,822.2
Off-balance sheet	12,098.6
Total Credit Risk [i]	151,920.8
Market Risk [ii]	3,124.0
Operational Risk [iii]	25,085.8
Total Risk Weighted Assets (RWA) [i+ii+iii]	**180,130.6**
Total Minimum Capital Requirement (MCR)	
Credit Risk	
On-balance sheet	13,982.2
Off-balance sheet	1,209.9
Total Credit Risk [i]	15,192.1
Market Risk [ii]	312.4
Operational Risk [iii]	2,508.6
Total Minimum Capital Requirement (MCR)	**18,013.1**
Total Eligible Regulatory Capital	**26,106.6**

(f) Total capital, CET1 capital, Total Tier 1 capital and Tier 2 capital ratio:

For the consolidated group

Particulars	Ratio (%)
Total Capital to Risk-weighted Asset Ratio (CRAR)	14.5%
Common Equity Tier 1 Capital to Risk-weighted Asset Ratio	9.2%
Total Tier 1 Capital to Risk-weighted Asset Ratio	9.2%
Tier 2 Capital to Risk-weighted Asset Ratio	5.3%

For stand alone

Particulars	Ratio (%)
Total Capital to Risk-weighted Asset Ratio (CRAR)	14.5%
Common Equity Tier 1 Capital to Risk-weighted Asset Ratio	9.2%
Total Tier 1 Capital to Risk-weighted Asset Ratio	9.2%
Tier 2 Capital to Risk-weighted Asset Ratio	5.3%

(g) Capital Conservation Buffer (CCB)

In million Taka

Particulars	Amount
Risk Weighted Assets **[A]**	180,130.6
Rate of Capital Conservation Buffer for 2017 in Percentage **[B]**	1.25%
Amount of Common Equity Tier 1 (CET 1) Capital is required as Capital Conservation Buffer **[C = A x B]**	2,251.6

Capital Adequacy (Continued)

(h) Available Capital under Pillar 2 Requirement

In million Taka

Particulars	Amount
Total Eligible Regulatory Capital **[A]**	26,106.6
Minimum Capital Requirement under Pillar 1 **[B]**	18,013.1
Capital Conservation Buffer **[C]**	2,251.6
Minimum Capital Requirement including Capital Conservation Buffer **[D=B+C]**	20,264.7
Available Capital for Pillar 2 requirement **[E=A-D]**	5,841.9

Credit Risk

Qualitative Disclosures

(a) The general qualitative disclosure requirement with respect to credit risk, including:

(i) Definitions of past due and impaired (for accounting purposes);

As per relevant Bangladesh Bank guidelines, the Bank defines the past due and impaired loans and advances for strengthening the credit discipline and mitigating the credit risk of the Bank. The impaired loans and advances are defined on the basis of (i) Objective/ Quantitative Criteria and (ii) Qualitative judgment. For this purposes, all loans and advances are grouped into four (4) categories namely- (a) Continuous Loan (b) Demand Loan (c) Fixed Term Loan and (d) Short-term Agricultural & Micro Credit.

Definition of past due/overdue:

i) Any Continuous Loan if not repaid/renewed within the fixed expiry date for repayment or after the demand by the bank will be treated as past due/ overdue from the following day of the expiry date;

ii) Any Demand Loan if not repaid within the fixed expiry date for repayment or after the demand by the bank will be treated as past due/overdue from the following day of the expiry date;

iii) In case of any installment(s) or part of installment(s) of a Fixed Term Loan is not repaid within the fixed expiry date, the amount of unpaid installment(s) will be treated as past due/overdue from the following day of the expiry date;

iv) The Short-term Agricultural and Micro-Credit if not repaid within the fixed expiry date for repayment will be considered past due/ overdue after six months of the expiry date.

However, a continuous loan, demand loan or a term loan which will remain overdue for a period of 2 (two) months or more, will be put into the **"Special Mention Account (SMA)"**, the prior status of becoming the loan into impaired/ classified/ non-performing.

Credit Risk (Continued)

Definition of impaired/ classified/ non-performing loans and advances are as follows:

Continuous loans are classified as follows:

- **Substandard:** If it is past due/ overdue for 3 (three) months or beyond but less than 6 (six) months;
- **Doubtful:** If it is past due/ overdue for 6 (six) months or beyond but less than 9 (nine) months; and
- **Bad/ Loss:** If it is past due/ overdue for 9 (nine) months or beyond.

Demand loans are classified as follows:

- **Substandard:** If it remains past due/ overdue for 3 (three) months or beyond but not over 6 (six) months from the date of expiry or claim by the Bank or from the date of creation of forced loan;
- **Doubtful:** If it remains past due/ overdue for 6 (six) months or beyond but not over 9 (nine) months from the date of expiry or claim by the Bank or from the date of creation of forced loan; and
- **Bad/ Loss:** If it remains past due/ overdue for 9 (nine) months or beyond from the date of expiry or claim by the Bank or from the date of creation of forced loan.

Fixed Term Loans are classified as follows:

a) **In case of any installment (s) or part of installment (s) of a Fixed Term Loan amounting upto Taka 10 lacs is not repaid within the due date, the classification is as under:**

- **Substandard :** If the amount of past due installment is equal to or more than the amount of installment (s) due within 6 (six) months, the entire loan will be classified as 'Sub- standard';
- **Doubtful:** If the amount of past due installment is equal to or more than the amount of installment (s) due within 9 (nine) months, the entire loan will be classified as 'Doubtful'; and
- **Bad / Loss:** If the amount of past due installment is equal to or more than the amount of installment (s) due within 12 (twelve) months, the entire loan will be classified as 'Bad/Loss';

b) **In case of any installment (s) or part of installment (s) of a fixed term loan amounting more than taka 10 lacs is not repaid within the due date, the classification is as under:**

- **Substandard :** If the amount of past due installment is equal to or more than the amount of installment (s) due within 3 (three) months, the entire loan will be classified as 'Sub- standard';

Credit Risk (Continued)

		• **Doubtful:** If the amount of past due installment is equal to or more than the amount of installment (s) due within 6 (six) months, the entire loan will be classified as 'Doubtful'; and • **Bad/ Loss:** If the amount of past due installment is equal to or more than the amount of installment (s) due within 9 (nine) months, the entire loan will be classified as 'Bad/Loss'. **Short-term Agricultural and Micro-credit:** The Short-term Agricultural and Micro Credit will be considered irregular if not repaid within the due date as stipulated in the loan agreement. If the said irregular status continues, the credit will be classified as '**Sub-standard**' after a period of **12 months**, as '**Doubtful**' after a period of **36 months** and as '**Bad/Loss**' after a period of **60 months** from the stipulated due date as per the loan agreement.
	ii) Description of approaches followed for specific and general allowances and statistical methods;	The Bank follows the relevant Bangladesh Bank guideline for determination of general and specific allowances for loans and advances. **firstly,** the base for provision for the unclassified and classified loans are calculated as under: **a) Calculation of base for provision for unclassified/ standard loans:** Outstanding amount ***less*** suspended interest, if any; **b) Calculation of base for provision for the classified loans, the higher of the following two amounts:** i. Outstanding amount ***less*** suspended interest ***less*** value of eligible securities; **or** ii. 15% of outstanding amount. **Secondly**, the following rates are applied on base for provision for determination of general and specific allowances for loans:

General provisions for unclassified loans and advances:	Rates [%]
All unclassified loans (Other than loans under special mention account, short term agricultural credit, loans to Brokerage Houses (BHs)/ Merchant Banks (MBs)/ Stock Dealers (SDs) against Shares, consumer financing, small and medium enterprise financing, and staff loans)	1.00%
Small and medium enterprise financing	0.25%
Consumer financing (other than housing finance, credit card and loans for professionals under consumer financing scheme)	5.00%
Consumer financing (for housing finance)	1.00%
Consumer financing (for credit card)	2.00%
Consumer financing (for professionals)	2.00%
Loans to Brokerage Houses (BHs)/ Merchant Banks (MBs)/ Stock Dealers (SDs) against Shares etc.	2.00%
Short term Agricultural & Micro-Credits	1.00%

Credit Risk (Continued)

General provisions against Special Mention Account (SMA) loans and advances:	Rates [%]
All unclassified loans (other than loans under small enterprise and consumer financing and BHs, MBs, SDs)	1.00%
Small and medium enterprise financing	0.25%
Consumer financing (other than housing finance, credit card and loans for professionals under consumer financing scheme)	5.00%
Consumer financing (for housing finance)	1.00%
Consumer financing (for credit card)	2.00%
Consumer financing (for professionals)	2.00%
Loans to Brokerage Houses (BHs) / Merchant Banks(MBs)/ Stock Dealers (SDs) against Shares etc.	2.00%
Short term Agricultural & Micro-Credits	1.00%

Specific provision	Short term Agricultural & Micro-Credits Rates [%]	All other classified loans and advances Rates [%]
Substandard	5.00%	20.00%
Doubtful	5.00%	50.00%
Bad/loss	100.00%	100.00%

Mentionable that, all interest accrued is credited to interest suspense account instead of crediting the same to income account if the loan is classified as sub-standard and doubtful. However, charging of interest is discontinued when the loan is classified as bad/loss.

As per BRPD Circular No. 4 dated 29 January 2015, the restructured large loan facilities have been treated as Special Mention Account (SMA) for the purpose of classification. Provision has also been calculated at existing applicable rate of SMA with additional 1%. The income from restructured loan has been accounted for only when it was actually received.

iii) Discussion of the Bank's credit risk management policy

The salient features of DBBL credit risk management policy and procedures are as under:

- **Credit policy approved by the Board:** The Board approves the Credit Risk Management Policy of DBBL for ensuring the best practice in credit risk management and maintaining quality of assets. The credit policy/manual has been put in place in compliance with Bangladesh Bank's guidelines on credit risk management and other rules & regulations circulated by BB from time to time. The policy envisages making credit decisions based on sound lending principles and practices supported by reliable and accurate financials, management integrity, industry/ technical analysis, environmental due diligence, industry information of the borrowing entity/ company.
- **Credit approval is delegated properly:** Authorities are properly delegated ensuring check and balance in credit operation at every stage i.e. screening, assessing risk, identification, management and mitigation of credit risk as well as monitoring, supervision and recovery of loans with provision for early warning system.

Credit Risk (Continued)

- **Independent Credit Risk Management Division:** There is an independent Credit Risk Management Division to assess credit risks and suggest the mitigation procedures & techniques while processing the credit proposals by the Business Divisions for approval.
- **Separate Credit Administration Division:** A separate Credit Administration Division confirms that perfected security documents are in place before disbursement. DBBL is continuing a unique process of rechecking security documentation by a second legal advisor other than the lawyer who vetted it originally. The division also monitors borrower's compliance with lending covenants and agreed terms and conditions.
- **Independent Special Asset Management Division:** An independent and fully dedicated Special Asset Management Division monitors the performance and recovery of loans, identify early signs of delinquencies in portfolio and take corrective measures including legal actions to mitigate risks, improve loan quality and to ensure timely recovery of loans. This division also monitors risk status of loan portfolio and ensures adequate loan loss provision. There is a dedicated and high-level management recovery committee to deal with the problem loans for early and most appropriate settlements.
- **Credit operations are subject to independent Internal Audit:** Internal Control & Compliance Division independently verifies and ensures, at least once in a year, compliance with approved lending guidelines, Bangladesh Bank guidelines, operational procedures, adequacy of internal control, documentation and overall Credit Risk Management System.
- **Reporting to Board/ Executive Committee/ Risk Management Committee:** Overall quality, performance, recovery status, risks status, adequacy of provision of loan portfolio are regularly reported to the Board of Directors/ Executive Committee/ Risk Management Committee of the Board for information and guidance.

Above all, the Risk Management Division is regularly assisting the Credit Risk Management Division on increasing the collateral coverage, product/sector specific diversification of credit exposures, single borrower exposures limit, large loan portfolio ceiling as stipulated by Bangladesh Bank, improving the asset quality, conducting credit rating of the borrowers to minimize the capital charge against credit risk of the Bank.

Adequate provision is maintained against classified loans as per Bangladesh Bank Guidelines. Status of loans are regularly reported to the Board of Directors/ Risk Management Committee of the Board.

Credit Risk (Continued)

Quantitative Disclosures

(b) Total gross credit risk exposures broken down by major types of credit exposures

Major types of credit exposure as per disclosures in the audited financial statements as of 31 December 2017:

In million Taka

Particulars	Outstanding Amount	Mix (%)
Overdraft	21,609.4	10.4%
Cash credit	43,158.4	20.8%
Export cash credit	16,641.3	8.0%
Transport loan	1,209.1	0.6%
House building loan	2,172.3	1.0%
Loan against trust receipt	4,406.5	2.1%
Term loan - industrial	61,321.5	29.6%
Term loan - other	29,917.9	14.4%
Payment against document- cash	80.2	0.0%
Payment against document- EDF	615.5	0.3%
Consumer finance	10,179.8	4.9%
Staff loan	589.9	0.3%
Bills purchased and discounted	15,355.6	7.4%
Total Loans and Advances	**207,257.4**	100.0%

(c) Geographical distribution of exposures, broken down in significant areas by major types of credit exposure.

Geographical distribution of credit exposures as per the disclosures in the audited financial statements as of 31 December 2017 are as follows:

In million Taka

Particulars	Outstanding Amount	Mix (%)
Urban		
Dhaka Division	157,807.0	76.1%
Chittagong Division	16,211.4	7.8%
Khulna Division	2,975.8	1.4%
Sylhet Division	1,478.3	0.7%
Barisal Division	280.6	0.1%
Rajshahi Division	1,312.6	0.6%
Rangpur Division	1,276.9	0.6%
Mymensingh Division	22,169.6	10.7%
Sub-total (Urban)	**203,512.2**	**98.2%**
Rural		
Dhaka Division	2,931.6	1.4%
Chittagong Division	463.3	0.2%
Sylhet Division	117.7	0.1%
Rajshahi Division	58.1	0.0%
Mymensingh Division	174.5	0.1%
Sub-total (Rural)	**3,745.2**	**1.8%**
Grand Total (Urban and Rural)	**207,257.4**	**100.0%**

Credit Risk (Continued)

(d) Industry or counterparty type distribution of exposures, broken down by major types of credit exposures.

Industry or counterparty type distribution of exposures, broken down by major types of credit exposures as per the disclosures in the audited financial statements as of 31 December 2017 are as follows:

(i) Loans and Advances including bills purchased and discounted on the basis of significant concentration:

In million Taka

Particulars	Outstanding Amount	Mix (%)
Commercial lending	5,732.3	2.8%
Agricultural loan	3,547.5	1.7%
Export financing	11,550.8	5.6%
Consumer credit scheme	10,699.0	5.2%
Small and medium enterprise financing	26,268.3	12.7%
Staff loan	589.9	0.3%
House building loan (other than the employees)	1,082.6	0.5%
Others	147,787.0	71.3%
Total	**207,257.4**	**100.0%**

(ii) Industry-wise Loans and Advances including bills purchased and discounted:

In million Taka

Particulars	Outstanding Amount	Mix (%)
Agriculture, fisheries and forestry	3,547.5	1.7%
Pharmaceutical industries	3,598.9	1.7%
Textile industries	66,539.4	32.1%
Ready- made garment industries	33,732.3	16.3%
Chemical industries	505.3	0.2%
Bank and other financial institutions	2,849.8	1.4%
Transport and communication	3,981.0	1.9%
Electronics and automobile industries	4,671.7	2.3%
Housing and construction industries	8,310.8	4.0%
Energy and power industries	585.8	0.3%
Cement and ceramic industries	2,385.1	1.2%
Food and allied industries	7,509.2	3.6%
Engineering and metal industries including ship breaking	8,267.7	4.0%
Service industries	8,232.3	4.0%
Other industries	52,540.5	25.4%
Total	**207,257.4**	**100.0%**

AMARSTOCK

Credit Risk (Continued)

(e) Residual contractual maturity breakdown of the whole portfolio, broken down by major types of credit exposure.

Residual contractual maturity of exposures as per the disclosures furnished in the audited financial statements as of 31 December 2017 are as follows:

In million Taka

Repayable	Outstanding Amount	Mix (%)
On demand	12,987.0	6.3%
Within one to three months	59,186.0	28.6%
Within three to twelve months	69,860.7	33.7%
Within one to five years	42,664.0	20.6%
More than five years	22,559.7	10.9%
Total	**207,257.4**	**100.0%**

(f) By major industry or counterparty type

a) Amount of impaired loans and if available, past due loans, provided separately

i) Amount of impaired/ classified loans by major industry/ sector-type as of 31 December 2017 was as under:

In million Taka

Major industry/sector type	Outstanding Amount	Mix (%)
Agriculture financing	30.6	0.3%
Ready made garments (RMG) industries	531.6	5.5%
Textile industries	5,447.9	56.5%
Other manufacturing industries	294.9	3.1%
Small & medium enterprise (SME) loans	988.4	10.2%
Commercial real estate including construction industries	457.5	4.7%
Residential real estate financing	15.0	0.2%
Power and Gas industries	561.2	5.8%
Transport, storage and communication industries	206.7	2.1%
Trade services	124.6	1.3%
Consumer credit	175.1	1.8%
Others	811.0	8.4%
Total	**9,644.5**	**100.0%**

ii) Amount of impaired/ classified loans by major counterparty type as of 31 December 2017 was as under:

In million Taka

Major counterparty type	Status-wise amount of impaired/ classified loans			Total
	Substandard	Doubtful	Bad/Loss	
Continuous loan	85.9	122.0	1,122.4	1,330.3
Demand loan	40.9	7.7	1,201.4	1,250.0
Term loan	25.5	11.6	7,027.1	7,064.2
Other loans	-	-	-	-
Total	**152.3**	**141.3**	**9,350.9**	**9,644.5**

Credit Risk (Continued)

b) Specific and general provisions

Specific and general provisions for loans portfolio and general provision for off-balance sheet exposures of the Bank as per audited financial statements as of 31 December 2017 was as under:

In million Taka

Particulars of specific and general provisions for entire loan portfolio and off-balance sheet exposures	Amount
Specific provision for loans and advances	5,100.2
General provision for loans and advances	1,972.0
General provision for off-balance sheet exposures	705.0
Total	**7,777.2**

c) Charges for specific allowances and charges-offs (general allowances) during the period

The specific and general provisions for loans portfolio and general provision for off-balance sheet exposures of the Bank charged during the year as per audited financial statements for the year ended 31 December 2017 was as under:

In million Taka

Particulars	Amount
Specific provision for loans and advances	(435.9)
General provision for loans and advances	341.6
General provision for off-balance sheet exposures	104.5
Total	**10.2**

(g) Gross Non Performing Assets (NPAs)

Position of Non Performing Loans and Advances including bills purchased and discounted of the Bank as per audited financial statements for the year ended 31 December 2017 was as under:

In million Taka

Particulars	Amount
Gross Non Performing Assets (NPAs)	9,644.5
Non Performing Assets (NPAs) to Outstanding Loans & advances	4.7%
Movement of Non Performing Assets (NPAs)	
Opening balance	8,999.0
Additions/ adjustment during the year (net)	645.5
Closing balance	**9,644.5**
Movement of specific provisions for NPAs	
Opening balance	4,769.6
Add: Provision made during the year	(435.9)
Less: Write-off	-
Add: Recoveries of amounts previously written-off	766.5
Closing balance	**5,100.2**

Equities: Disclosures for Banking Book Positions

<table>
<tr><td colspan="3">Qualitative Disclosures</td></tr>
<tr><td>a)</td><td colspan="2">The general qualitative disclosure requirement with respect to equity risk, including:</td></tr>
<tr><td></td><td>Differentiation between holdings on which capital gains are expected and those taken under other objectives including for relationship and strategic reasons; and</td><td>Not Applicable</td></tr>
<tr><td></td><td>Discussion of important policies covering the valuation and accounting of equity holdings in the banking book. This includes the accounting techniques and valuation methodologies used, including key assumptions and practices affecting valuation as well as significant changes in these practices.</td><td>Despite, at the end of 31 December 2017, the Bank had no investment to the equity instruments/exposures, but the accounting policies, techniques and valuation methodologies were put in places as under:
<table><tr><th>Particulars</th><th>Valuation method</th></tr><tr><td>Shares:</td><td></td></tr><tr><td>Quoted</td><td>Cost or market price whichever is lower</td></tr><tr><td>Unquoted</td><td>Cost or Book value, as per latest audited financial statements of that entity (ies), whichever is lower</td></tr><tr><td>Bonds:</td><td></td></tr><tr><td>Subordinated bonds</td><td>At redemption value</td></tr></table></td></tr>
<tr><td colspan="3">Quantitative Disclosures</td></tr>
<tr><td>b)</td><td>Value disclosed in the balance sheet of investments, as well as the fair value of those investments; for quoted securities, a comparison to publicly quoted share values where the share price is materially different from fair value.</td><td>Not Applicable</td></tr>
<tr><td>c)</td><td>The cumulative realized gains (losses) arising from sales and liquidations in the reporting period.
- Realized gain (losses) from equity investments</td><td>-</td></tr>
<tr><td>d)</td><td>• Total unrealized gains (losses)
• Total latent revaluation gains (losses)
• Any amounts of the above included in Tier 2 capital.</td><td>-</td></tr>
<tr><td>e)</td><td>Capital requirements broken down by appropriate equity groupings, consistent with the bank's methodology, as well as the aggregate amounts and the type of equity investments subject to any supervisory provisions regarding regulatory capital requirements.
• Capital requirements for equity investments
- For Specific market risk
- For General market risk</td><td>The capital requirements for equity investments as of 31 December 2017 was as under:
In million Taka
<table><tr><th>Particulars</th><th>Amount (Market Value)</th><th>Capital Charge Weight</th><th>Capital Charge</th></tr><tr><td>Specific Risk</td><td>11.3</td><td>10%</td><td>1.13</td></tr><tr><td>General Risk</td><td>11.3</td><td>10%</td><td>1.13</td></tr><tr><td colspan="3">Total</td><td>2.3</td></tr></table></td></tr>
</table>

Interest rate risk in the banking book (IRRBB)

Qualitative Disclosures

a)	The general qualitative disclosure requirement including the nature of IRRBB and key assumptions, including assumptions regarding loan prepayments and behaviour of non-maturity deposits, and frequency of IRRBB measurement.	Interest rate risk is the potential impact on the Bank's earnings (Net Interest Income- NII) and net asset values due to changes in market interest rates. Interest rate risk arises when the Bank's principal and interest cash flows (including final maturities), for both On and Off-balance sheet exposures, have mismatched re-pricing dates. The amount at risk is a function of the magnitude and direction of interest rate changes and the size and maturity structure of the mismatch position. The portfolio of assets and liabilities in the banking book sensitive to interest rate changes is the element of interest rate risk. The immediate impact of changes in interest rates is on the Bank's net interest income (difference between interest income accrued on rate sensitive asset portfolio and interest expenses accrued on rate sensitive liability portfolio) for particular period of time, while the long term impact is on the Bank's net worth since the economic value of the Bank's assets, liabilities and off-balance sheet exposures are affected. **Key assumptions on loan prepayments and behavior of non-maturity deposits:** a) Loans with defined contractual maturity are re-priced in the respective time buckets in which it falls as per the loan repayment schedule; b) Loans without defined contractual maturity are segregated into different time buckets based on the past trend, seasonality, geographical perspective and re-priced accordingly; c) Non-maturity deposits namely current, saving deposits are segregated into different time buckets on the basis of past trend of withdrawal, seasonality, religious festivals, geographical perspective and re-priced accordingly. However, the behavior of withdrawal of non-maturity deposits of DBBL is more or less stable. DBBL measures the IRRBB as per the regulatory guidelines on a quarterly rest.

Quantitative Disclosures

b) The impact of changes in interest rate for On-balance sheet rate sensitive assets and liabilities of DBBL as per the audited financial statements as of 31 December 2017 is furnished below:

In million Taka

Particulars	Residual maturity bucket			
	1-90 Days	91-180 Days	181-270 Days	271-364 Days
Rate sensitive assets **[A]**	126,532.8	40,980.8	15,546.8	14,671.9
Rate sensitive liabilities **[B]**	104,315.5	33,875.5	12,356.6	12,697.8
GAP **[A-B]**	22,217.3	7,105.2	3,190.2	1,974.2
Cumulative GAP	22,217.3	29,322.5	32,512.7	34,486.9
Interest rate change (IRC) **[Note 1]**	1%	1%	1%	1%
Quarterly earnings impact **[GAP x IRC]**	55.5	17.8	8.0	4.9
Cumulative earnings impact	55.5	73.3	81.3	86.2

Note 1: Assuming 1% rise in interest rates for both asset and liability portfolio of the Bank.

Market risk

Qualitative Disclosures

a) i) Views of Board of Directors (BODs) on trading/ investment activities

The Board approves all policies related to market risk, set limits and reviews compliance on a regular basis. The objective is to provide cost effective funding to finance assets growth and trade related transactions. The market risk covers the followings risks of the Bank's balance sheet:

i) Interest rate risk;
ii) Equity price risk;
iii) Foreign exchange risk; and
iv) Commodity price risk

ii) Methods used to measure market risk

Methods used to measure market risk

As per relevant Bangladesh Bank guidelines, Standardized Approach has been used to measure the Market Risk for capital requirement for trading book of the Bank. The total capital requirement in respect of market risk is the aggregate capital requirement calculated for each of the risk sub-categories. For each risk category minimum capital requirement is measured in terms of two separately calculated capital charges for "specific risk" and "general market risk" as under:

Component of Market Risk	Capital Charged For Market Risk	
	General Market Risk	Specific Market Risk
Interest Rate Risk	Applied	Applied
Equity Price Risk	Applied	Applied
Foreign Exchange Risk	Applied	
Commodities Price Risk	Applied	

iii) Market risk management system

The Treasury Division of the Bank manages market risk covering liquidity, interest rate and foreign exchange risks with oversight from Assets-Liability Management Committee (ALCO) comprising senior executives of the Bank. ALCO is chaired by the Managing Director & CEO. ALCO meets at least once in a month.

The Risk Management Division also reviews the market risk parameters on monthly basis and recommends on portfolio concentration for containing the RWA.

iv) Policies and processes for mitigating market risk

There are approved limits for credit deposit ratio, liquid assets to total assets ratio, maturity mismatch, commitments for both on-balance sheet and off-balance sheet items and borrowing from money market and foreign exchange position. The limits are monitored and enforced on a regular basis to protect against market risks. The exchange rate committee of the bank meets on a daily basis to review the prevailing market condition, exchange rate, foreign exchange position, and transactions to mitigate foreign exchange risks

Quantitative Disclosures

b) The capital requirements for market risk

In million Taka

The Capital Requirements for:	Amount
• Interest rate risk	-
• Equity position risk	2.3
• Foreign exchange risk	310.1
• Commodity risk	-
Total capital requirement for Market risk	**312.4**

Operational risk

Qualitative Disclosures			
a)	i)	Views of Board of Directors (BODs) on system to reduce Operational Risk	The policy for operational risks including internal control and compliance risk is approved by the Board in line with the relevant guidelines of Bangladesh Bank. Audit Committee of the Board directly oversees the activities of Internal Control and Compliance Division (IC&CD) to protect against all operational risks. As a part of continued surveillance, the management committee (MANCOM), Risk Management Committee (at the management level), independent Risk Management Division regularly reviews different aspects of operational risk. The analytical assessment was reported to the Board/ Risk Management Committee/Audit Committee of the Bank for review and formulating appropriate policies, tool & techniques for mitigation of operational risk.
	ii)	Performance gap of executives and staffs	DBBL has a policy to provide competitive package and best working environment to attract and retain the most talented people available in the industry. DBBL's strong brand image plays an important role in employee motivation. As a result, there is no significant performance gap.
	iii)	Potential external events	Like other peers, DBBL operates its business with few external risk factors relating to the socio-economic condition, political atmosphere, regulatory policy changes, natural disaster etc. based on the overall perspective of the country. Potential external events and related downside risk, namely, political impasse, damage of Bank's delivery channel including ATM, Fast Track, fear of theft/ robbery in banks vaults, compliance/adjustment due to changes of regulatory policy stance, laws & regulations etc. are managed to keep within tolerable limit.
	iv)	Policies and processes for mitigating operational risk	The policy for operational risks including internal control and compliance risk is approved by the Board taking into account relevant guidelines of Bangladesh Bank. A policy guideline on Risk Based Internal Audit (RBIA) System is in operation. As per RBIA, branches with high risk status and subjected to more frequent audit by Internal Control and Compliance Division (IC&CD). IC&CD directly report to Audit Committee of the Board. Currently, DBBL are using some models or tools for mitigating operational risk such as Self Assessment of Anti-fraud Internal Control; Quarterly Operational Report (QOR) and Departmental Control Function Check List (DCFCL) in line with the Bangladesh Bank's relevant Instructions and recommendations. It is required to submit the statement on Self Assessment of Anti-fraud Internal Control to Bangladesh Bank on quarterly rest. In addition, there is a Vigilance Cell established in 2009 to reinforce the operational risk management of the Bank. Bank's Anti- Money laundering activities are headed by CAMLCO and their activities are devoted to protect against all money laundering and terrorist finance related activities. The newly established Central Customer Service & Complaint Management Cell was also engaged in mitigating the operation risks of the Bank. Apart from that, there is adequate check and balance at every stage of operation, authorities are properly segregated and there is at least dual control on every transaction to protect against operational risk.

Operational risk (Continued)

	v) Approach for calculating capital charge for operational risk	The Bank follows the Basic Indicator Approach (BIA) in terms of BRPD Circular No. 18 dated 21 December2014 **[Guidelines on 'Risk Based Capital Adequacy for Banks' (revised regulatory capital framework in line with Basel III)]**. The BIA stipulates the capital charge for operational risk is a fixed percentage, denoted by α (alpha) of average positive annual gross income of the Bank over the past three years. It also states that if the annual gross income for any year is negative or zero, that should be excluded from both the numerator and denominator when calculating the average gross income. The capital charge for operational risk is enumerated by applying the following formula: $K = [(GI\,1 + GI2 + GI3)\,\alpha]/n$ **Where:** K = the capital charge under the Basic Indicator Approach GI = only positive annual gross income over the previous three years (i.e., negative or zero gross income if any shall be excluded) α = 15 percent n = number of the previous three years for which gross income is positive. Besides, **Gross Income (GI)** is calculated as **"Net Interest Income"** plus **"Net non-Interest Income"**. The GI is also the net result of : i) Gross of any provisions; ii) Gross of operating expenses, including fees paid to outsourcing service providers; iii) Excluding realized profits/losses from the sale of securities held to maturity in the banking book; iv) Excluding extraordinary or irregular items; and v) Excluding income derived from insurance.
Quantitative Disclosures		
b)	The capital requirement for operational risk	**In million Taka** **Particulars** | **Amount** Capital requirement for Operational Risk | 2,508.6 **Total Capital Requirement for Operational Risk** | **2,508.6**

Liquidity Ratio

In line with the provisions of liquidity risk management under Basel III, Bangladesh Bank on the basis of the relevant guideline of Bank for International Settlements (BIS) has identified the (i) Liquidity Coverage Ratio (LCR); (ii) Net Stable Funding Ratio (NSFR); and (iii) Leverage ratio under the purview of 'Liquidity' ratio vide BRPD Circular No. 18 dated 21 December 2014 and DOS Circular No. 1 dated 1 January 2015.

Qualitative Disclosures		
a)	i) Views of Board of Directors (BODs) on system to reduce Liquidity Risk	The Board on Directors reviews the liquidity risk of the Bank on quarterly rest while reviewing the Quarterly Financial Statements, Stress Testing Report etc. Besides, the EC of the Board also reviews the liquidity position while reviewing the management information system (MIS) report on monthly basis. Upon reviewing the overall liquidity position along with the outlook of DBBL funding need, investment opportunity, market/industry trend, the Board takes its strategic decision regarding deposits, funding, investments, loans as well as interest rates polices etc. The Board of DBBL always strives to maintain adequate liquidity to meet up Bank's overall funding need for the huge retail depositors, borrowers' requirements as well as maintain regulatory requirements comfortably.
	ii) Methods used to measure Liquidity Risk	The maintenance of Cash Reserve Requirement (CRR) and Statutory Liquidity Ratio (SLR) are considered as the fundamental methods/tools to measure the liquidity position/risk of DBBL. However, under Basel III, the following methods and tools are mandated for measuring the liquidity risk. **a) Liquidity Coverage Ratio (LCR):** Liquidity Coverage Ratio ensure to maintain an adequate level of stock of high quality liquid assets that can be converted into cash to meet its liquidity needs (i.e. total net cash outflows) over the next 30 calendar days. **b) Net Stable Funding Ratio (NSFR):** Net Stable Funding Ratio aims to limit over-reliance on short-term wholesale funding during times of abundant market liquidity and encourage better assessment of liquidity risk across all on- and off-balance sheet items. The minimum acceptable value of this ratio is 100 percent, indicating that, available stable funding (ASF) should be at least equal to required stable funding (RSF). ASF consists of various kinds of liabilities and capital with percentage weights attached given their perceived stability. RSF consists of assets and off-balance sheet items, also with percentage weights attached given the degree to which they are illiquid or "long-term" and therefore requires stable funding. In addition to the above, the following measures have been put in place to monitor the liquidity risk management position of the Bank on a continued manner: a) Asset-Liability Maturity Analysis (Liquidity profile); b) Whole sale borrowing capacity; and c) Maximum Cumulative Outflow (MCO). Besides the above, the following tools are also used for measuring liquidity risk: a) Stress Testing (Liquidity Stress); and b) Net open position limit - to monitor the FX funding liquidity risk.

Liquidity Ratio (Continued)

	iii) Liquidity risk management system	In DBBL, at the management level, the liquidity risk is primarily managed by the Treasury Division (Front Office) under oversight of ALCO which is headed by the Managing Director & CEO along with other senior management. Treasury Division (Front Office) upon reviewing the overall funding requirements on daily basis sets their strategy to maintain a comfortable/ adequate liquidity position taking into consideration of Bank's approved credit deposit ratio, liquid assets to total assets ratio, asset-liability maturity profile, Bank's earning/profitability as well as overall market behavior and sentiment etc. Apart from the above, Risk Management Division (RMD) also monitors & measures the liquidity risk in line with the Basel III liquidity measurement tools, namely, LCR, NSFR, Leverage Ratio. RMD addresses the key issues and strategies to maintain the Basel III liquidity ratios to the respective division (s) on regular interval.
	iv) Policies and processes for mitigating Liquidity Risk	The Asset-Liability (ALCO) policy leads the process & procedures for mitigation of liquidity risk of DBBL. ALCO works under specific Terms of References (functions) approved by the Board. Treasury Division (Front Office) and ALM desk under regular supervision of Top Management reviews the overall liquidity position of DBBL and takes appropriate strategy, process in line with the industry position for managing liquidity risk of the Bank.
Quantitative Disclosures		
b)	i) Liquidity Coverage Ratio (LCR)	The Liquidity Coverage Ratio (LCR) under Liquidity Ratios of Basel III of Dutch-Bangla Bank Limited as of 31 December 2017 was as under: $\text{Liquidity Coverage Ratio (LCR)} = \frac{\textit{Stock of High quality liquid assets}}{\textit{Net cash outflows over the next 30 calendar days}}$
	ii) Net Stable Funding Ratio (NSFR)	The Net Stable Funding Ratio (NSFR) under Liquidity Ratios of Basel III of Dutch-Bangla Bank Limited as of 31 December 2017 was as under: $\text{Net Stable Funding Ratio (NSFR)} \frac{\textit{Available amount of stable funding (ASF)}}{\textit{Required amount of stable funding (RSF)}}$

Particulars	Ratio (%)	
	BB Requirement	DBBL's Position
Liquidity Coverage Ratio (LCR)	≥ 100%	125.1%

Particulars	Ratio (%)	
	BB Requirement	DBBL's Position
Net Stable Funding Ratio (NSFR)	> 100%	115.7%

Liquidity Ratio (Continued)

iii) Stock of High Quality Liquid Assets (SHQLA)

As stipulated by BB vide DOS Circular Letter No. 1 dated 1 January 2015, the Stock of High Quality Liquid Assets (SHQLA) of Dutch-Bangla Bank Limited as of 31 December 2017 was as under:

In million Taka

Particulars	Amount
Cash on hand	11,213.6
Balance with BB	22,248.7
Un-encumbered approved securities	25,900.7
Total Stock of High Quality Liquid Assets (SHQLA)	**59,363.0**

iv) Total net cash outflows over the next 30 calendar days

As stipulated by BB vide DOS Circular Letter No. 1 dated 1 January 2015, total net cash outflows over the next 30 calendar days of Dutch-Bangla Bank Limited based on the position as of 31 December 2017 was as under:

In million Taka

Particulars	Amount
Total weighted cash outflows over next 30 calendar days **[A]**	54,728.4
Total weighted cash inflows over next 30 calendar days **[B]**	7,258.7
Total net cash outflows over the next 30 calendar days [A-B]	**47,469.7**

v) Available amount of stable funding

As stipulated by BB vide DOS Circular Letter No. 1 dated 1 January 2015, the available amount of stable funding (ASF) of Dutch-Bangla Bank Limited as of 31 December 2017 was as under:

In million Taka

Particulars	Outstanding Amount	Weighted Amount
Available amount of Stable Funding (ASF)	271,982.6	235,128.0
Total	**271,982.6**	**235,128.0**

vi) Required amount of stable funding

As stipulated by BB vide DOS Circular Letter No. 1 dated 1 January 2015, the required amount of stable funding (RSF) of Dutch-Bangla Bank Limited as of 31 December 2017 was as under:

In million Taka

Particulars	Outstanding Amount	Weighted Amount
Required amount of Stable Funding (RSF)	377,648.3	203,291.8
Total	**377,648.3**	**203,291.8**

Leverage Ratio

Qualitative Disclosures			
a)	i)	Views of BODs on system to reduce excessive leverage	The Board of Directors of DBBL primarily views on growth of the On and Off balance sheet exposures commensurate with its expected capital growth so that the excessive leverage is reduced. Within the On-balance components, again, the Board emphasis as on the growth of the prime component i.e. the loans and advances and maintaining good asset quality so as to maximize the revenue as well as the capacity to generate capital internally (in the form of retained earnings) to trade off the excessive leverage supposed to be caused by asset growth. At the outset of asset growth, the Board also views the growth of its sources of fund i.e. deposit growth taking into consideration of projected business growth so that the credit-deposit ratio is maintained at a sustainable basis as well as to reduce the mismatches of asset-liability gap within the tolerable limit to manage the liquidity risk.
	ii)	Policies and processes for managing excessive on and off-balance sheet leverage	First and foremost, Bank's policy is to maintain the Leverage Ratio (Tier 1 capital as proportion to total adjusted On and Off balance sheet asset) well above the regulatory requirement. To this end, the striking components of balance sheet, namely, the deposits & borrowing, loans & advances, other liquid assets (treasury bills, bonds, fund placements) are analyzed on monthly basis. Measures are taken to contain the growth of overall size of balance sheet (On and Off balance sheet exposures aggregately) considering short term outlook of the industry indicators as well as possible growth of equity (tier 1 capital) of the Bank on quarterly rest. With regard to managing the excessive leverage, the regulatory stance through the monetary policy initiatives i.e. the scope of expected business potential (growth) estimated money supply, inflation, resulting the estimated overall liquidity of the industry as well as the Bank in particular is also considered.
	iii)	Approach for calculating exposure/ Leverage	The exposures of balance sheet representing the overall position of the Bank as of the reporting date are calculated and presented in terms of applicable relevant accounting standards, i.e., IASs (BASs), IFRSs (BFRSs), etc. The accounting values of assets and liabilities are also presented and measured at gross. Netting of assets and liabilities are also made where permitted in compliance with the respective accounting standards and the regulatory instruction. For calculating "leverage", DBBL follows the 'Leverage Ratio' approach/ method as suggested by Bangladesh Bank.
Quantitative Disclosures			
b)	i)	Leverage Ratio	Leverage Ratio (LR) under Basel III of Dutch-Bangla Bank Limited as of 31 December 2017 was as under: $\text{Leverage Ratio (LR)} = \frac{\textit{Tier 1 Capital (after related adjustment)}}{\textit{Total Exposure (after related deductions)}}$

Particulars	Ratio (%)	
	BB Requirement	DBBL's Position
Leverage Ratio (LR)	> 3%	5.2%

Leverage Ratio (Continued)

ii) On balance sheet exposures

Total On-balance Sheet exposures for calculating Leverage Ratio under Basel III of Dutch-Bangla Bank Limited as of 31 December 2017 was as under:

In million Taka

Particulars	DBBL's Position
Total On Balance Sheet Assets **[A]**	311,906.8
Less: Total Specific Provision **[B]**	5,100.2
Total Adjusted On Balance Sheet exposure [A-B]	**306,806.6**

iii) Off balance sheet exposures

Total Off-balance Sheet exposures for calculating Leverage Ratio under Basel III of Dutch-Bangla Bank Limited as of 31 December 2017 was as under:

In million Taka

Exposures Types	Notional Amount	Credit Conversion Factor (CCF)	Weighted Amount
1	***2***	***3***	***4=3 x 2***
Direct credit substitutes	4,829.2	100%	4,829.2
Performance related contingencies	13,127.4	50%	6,563.7
Short-term self-liquidating trade letters of credit	15,286.0	20%	3,057.2
Other commitments that can be unconditionally cancelled by any time	29,562.1	10%	2,956.2
Total	**62,807.7**		**17,406.3**

iv) Total exposures

Total Exposures for calculating Leverage Ratio under Basel III of Dutch-Bangla Bank Limited as of 31 December 2017 was as under:

In million Taka

Particulars	Amount
Total On Balance Sheet Exposures **[A]**	306,806.6
Total Off-Balance Sheet Exposures **[B]**	17,406.3
Less: Total Deduction/ Regulatory adjustments **[C]**	2,024.5
Total Adjusted exposures [A+B-C]	**322,188.4**

AMAR STOCK

Remuneration

Qualitative Disclosures			
a)	Information relating to the bodies that oversee remuneration.		
	i)	Name of the bodies that oversee remuneration	At the management level, primarily the Human Resources Division oversees the 'remuneration' in line with its HR management strategy/ policy under direct supervision and guidance of Management Committee (MANCOM) of the Bank.
	ii)	Composition of the main body overseeing remuneration	The MANCOM is headed and chaired by the Managing Director & CEO of the Bank; along with other members of top executive management (Deputy Managing Directors) and the Heads of different functional divisions of Head Office. Head of Human Resources Division acts as the Member Secretary of the MANCOM of DBBL.
	iii)	Mandate of the main body overseeing remuneration	The mandate of the Management Committee (MANCOM) as the main body for overseeing the Bank's remuneration is to review the position of remuneration and associated matters and recommend to the Board of Directors for approval of its restructuring, rearrangement and modification commensurate with the industry best practices as per requirement.
	iv)	External consultants whose advice has been sought, the body by which they were commissioned, and in what areas of the remuneration process	The Bank has no External Consultant permanently regarding 'remuneration' and its process. However, experts' opinion may have been sought in case to case basis regarding income tax matter, lawyers' opinion for settlement of employees' dues in case of death, penalty etc. if required, by the management.
	v)	A description of the scope of the bank's remuneration policy (e.g. by regions, business lines), including the extent to which it is applicable to foreign subsidiaries and branches	The Bank does not differentiate the 'Pay Structure' and 'employee benefits' by regions. However, variation in remuneration is in practice based on nature of job/business line/activity primarily bifurcated for the employees explored through outsourcing service providers as per rule. As of 31 December 2017, the Bank had no foreign subsidiaries and branches outside Bangladesh.
	vi)	A description of the types of employees considered as material risk takers and as senior managers, including the number of employees in each group	We consider the members of the senior management, branch managers and the employees engaged in different functional divisions at Head Office (except the employees involved in internal control, risk management and compliance) as the material risk takers of DBBL.
b)	Information relating to the design and structure of remuneration processes.		
	i)	An overview of the key features and objectives of remuneration policy.	Remuneration and other associated matters are guided by the Bank's Service Rules as well as instruction, guidance from the Board from time to time in line with the industry practice with the objectives of retention/ hiring of experienced, talented workforce focusing on sustainable growth of the Bank.
	ii)	Whether the remuneration committee reviewed the bank's remuneration policy during the past year, and if so, an overview of any changes that were made.	Human Resources Division under guidance of MANCOM, the Board and senior management reviews the issues of remuneration & its associated matters from time to time.

Remuneration (Continued)

	iii) A discussion of how the bank ensures that risk and compliance employees are remunerated independently of the businesses they oversee.	The risk and compliance employees are carrying out the activities independently as per specific terms of references, job allocated to them. Regarding remuneration of the risk and compliance employees, Human Resources Division does not make any difference with other mainstream/ regular employees and sets the remuneration as per the prevailing rule of the Bank primarily governed by the employees' service rule of the Bank.
c)	Description of the ways in which current and future risks are taken into account in the remuneration processes.	
	i) An overview of the key risks that the bank takes into account when implementing remuneration measures.	The business risk including credit/default risk, compliance & reputational risk are mostly considered when implementing the remuneration measures for each employee/group of employee. Financial and liquidity risk are also considered.
	ii) An overview of the nature and type of the key measures used to take account of these risks, including risks difficult to measure.	Different set of measures are in practice based on the nature & type of business lines/segments etc. These measures are primarily focused on the business target/goals set for each area of operation, branch vis-a-vis the actual results achieved as of the reporting date. The most vital tools & indicators used for measuring the risks are the asset quality (NPL ratio), Net Interest Margin (NIM), provision coverage ratio, credit-deposit ratio, cost-income ratio, growth of net profit, as well the non-financial indicators, namely, the compliance status with the regulatory norms, instructions has been brought to all concerned of the Bank from time to time.
	iii) A discussion of the ways in which these measures affect remuneration.	While evaluating the performance of each employee annually, all the financial and non-financial indicators as per pre-determined set criteria are considered; and accordingly the result of the performance varies from one to another and thus affect the remuneration as well.
	iv) A discussion of how the nature and type of these measures has changed over the past year and reasons for the change, as well as the impact of changes on remuneration.	No material change has been made during the year 2017 that could affect the remuneration.
d)	Description of the ways in which the bank seeks to link performance during a performance measurement period with levels of remuneration.	
	i) An overview of main performance metrics for bank, top-level business lines and individuals.	The Board sets the Key Performance Indicators (KPIs) while approving the business target/budget for each year for the Bank and business lines/ segments. The management sets the appropriate tools, techniques and strategic planning (with due concurrence/approval of the Board) towards achieving those targets. The most common KPIs are the achievement of loan, deposit and profit target with the threshold of NPL ratio, cost-income ratio, cost of fund, yield on loans, provision coverage ratio, capital to risk weighted asset ratio (CRAR), ROE, ROA, liquidity position (maintenance of CRR and SLR) etc.
	ii) A discussion of how amounts of individual remuneration are linked to bank-wide and individual performance.	The remuneration of each employee is paid based on her/his individual performance evaluated as per set criteria. And, accordingly, the aggregate amount of remuneration of the Bank as a whole is linked/ impacted to the same extent.

Remuneration (Continued)

	iii) A discussion of the measures the bank will in general implement to adjust remuneration in the event that performance metrics are weak. This should include the bank's criteria for determining "weak" performance metrics.	The Bank follows remuneration process as per set criteria with no in general adjustment in the event of weak performance metrics/scorecard.
e)	Description of the ways in which the bank seek to adjust remuneration to take account of longer-term performance.	
	i) A discussion of the bank's policy on deferral and vesting of variable remuneration and, if the fraction of variable remuneration that is deferred differs across employees or groups of employees, a description of the factors that determine the fraction and their relative importance.	The Bank pays variable remuneration i.e. annual increment based on the yearly performance rating on cash basis with the monthly pay. While the value of longer term variable part of remuneration i.e. the amount of provident fund, gratuity fund are made provision on aggregate/individual employee basis ; actual payment is made upon retirement, resignation etc. as the case may be, as per rule.
	ii) A discussion of the bank's policy and criteria for adjusting deferred remuneration before vesting and (if permitted by national law) after vesting through claw back arrangements.	Not applicable
f)	Description of the different forms of variable remuneration that the bank utilizes and the rationale for using these different forms.	
	i) An overview of the forms of variable remuneration offered (i.e. cash, shares and share-linked instruments and other forms. A description of the elements corresponding to other forms of variable remuneration (if any) should be provided.	The Bank pays variable remuneration on cash basis (i.e. direct credit to the employee Bank account and/or Payment Order/Cheque), as the case may be, as per rule/practice.
	ii) A discussion of the use of the different forms of variable remuneration and, if the mix of different forms of variable remuneration differs across employees or groups of employees), a description of the factors that determine the mix and their relative importance.	The following variable remuneration has been offered by DBBL to its employees: **Annual Increment** Bank provides annual increments based on performance to the employees with the view of medium to long term strategy and adherence to Dutch-Bangla Bank values.

Remuneration (Continued)

Quantitative Disclosures

g)	Number of meetings held by the main body overseeing remuneration during the financial year and remuneration paid to its member.	There were 13 (thirteen) meetings of the Management Committee (MANCOM) held during the year 2017. All the members of MANCOM are from the core banking area/operation of the Bank. No additional remuneration was paid to the members of the Management Committee for attending the meeting except their regular remuneration.
h)	i) Number of employees having received a variable remuneration award during the financial year.	The following Number of Employees were received a variable remuneration during the year 2017:

Particulars	Number
Number of employees having received a variable remuneration awarded during the year 2017	5,327

	ii) Number and total amount of guaranteed bonuses awarded during the financial year.	The following number and total amount of Guaranteed bonuses awarded during the year 2017:

Particulars	Number of employees (In Unit)	Total amount of guaranteed bonuses (In Million Taka)
Guaranteed bonuses awarded during the year 2017	6,816	256.3

	iii) Number and total amount of sign-on awards made during the financial year.	There was no sign-on awards made in 2017.
	iv) Number and total amount of severance payments made during the financial year.	There was no severance payment made during the year 2017.
i)	i) Total amount of outstanding deferred remuneration, split into cash, shares and share-linked instruments and other forms.	-
	ii) Total amount of deferred remuneration paid out in the financial year.	Total amount of deferred remuneration paid in cash during the year 2017 was Taka 190.6 million
j)	Breakdown of amount of remuneration awards for the financial year to show:	i) Fixed and variable remuneration paid in 2017 are as follows:

in million Taka

Particulars	Amount
Fixed pay	3,571.7
Variable pay	137.5
Total fixed and variable pay	**3,709.2**

Remuneration (Continued)

<table>
<tr><td></td><td></td><td>ii) Deferred and non-deferred (paid during the year).

In million Taka<table><tr><th>Particulars</th><th>Amount</th></tr><tr><td>Deferred</td><td>190.55</td></tr><tr><td>Non-deferred</td><td>-</td></tr></table></td></tr>
<tr><td></td><td></td><td>iii) Different forms used (cash, shares and share-linked instruments, other forms).

• Remuneration is paid on cash basis (i.e. direct credit to the employee Bank account and/or Payment Order/Cheque), as the case may be, as per rule/practice.</td></tr>
<tr><td>k)</td><td colspan="2">Quantitative information about employees' exposure to implicit (e.g. fluctuations in the value of shares or performance units) and explicit adjustments (e.g. claw backs or similar reversals or downward revaluations of awards) of deferred remuneration and retained remuneration:</td></tr>
<tr><td></td><td>i) Total amount of outstanding deferred remuneration and retained remuneration exposed to ex post explicit and/or implicit adjustments.</td><td>Not Applicable</td></tr>
<tr><td></td><td>ii) Total amount of reductions during the financial year due to ex post explicit adjustments.</td><td>Not Applicable</td></tr>
<tr><td></td><td>iii) Total amount of reductions during the financial year due to ex post implicit adjustments.</td><td>Not Applicable</td></tr>
</table>



Any time
Anywhere

banking automation

AMP STOCK


AMAR STOCK



BANKING AUTOMATION AT DUTCH-BANGLA BANK

Dutch-Bangla Bank has taken various steps in the last year to strengthen its electronic banking and IT infrastructure. With the increase in electronic frauds alarmingly, it has become Bank's prime responsibility to protect its customers from any such fraudulent activities. It is a matter of pleasure that so far the customers of DBBL have not faced any such incidents. The Bank has been very conscious about Anti-money laundering activities too. This is only because of the visionary measures supported by the Board of Directors of the Bank which has not only protected the honorable customers from such illegal activities but also made the Bank very compliant.

One of the on going burning issues is the cyber security. Since its inception in 1996, the Bank has always strived towards making safe transactions. However, initially the threats were limited, the Bank's exposure to the outside world was also limited. With the expansion of the Bank's support & services, the Bank's IT devices have been more exposed to the outside world. The Bank has to keep eye not only on its own IT setup but also look after the way others communicate to the Bank. Considering these, the Bank management has formed a separate dedicated division named "IT Security Division" to look after the overall IT security of the Bank. The division has already started its operation.

With these ongoing activities the Bank has not lost its focus on its vision & mission. It has continued expansion of its branches steadily and constantly. The ATM & Fast Track networks have been expanded in similar pace last year like the earlier years. Some new services have been extended to the Fast Tracks last year. As part of its Corporate Social Responsibilities (CSR) activity, the Bank has allowed other Banks' customers to withdraw money using DBBL's Fast Track ATMs. The Mobile banking operation has seen a boost with the introduction of the brand name "Rocket". The most of the Rocket services are now available in Fast Tracks too. The Agent banking has continued to gain the faith & confidence of the people by maintaining the major market share.

The Bank has continued to provide new, innovative services to its customers. As a continuation to this, the Bank is about to launch a magnificent mobile app namely "NexusPay". It is a remarkable mobile app, first of its kind in Bangladesh, will not only ease the card transactions but also make it safest than ever. With this application, the honorable customer will be able to attach all his cards and accounts whether be it a debit or credit card or an agent banking card or a rocket account. For each of the added cards, NexusPay will assign a virtual card number which will be used while doing transaction. So, the actual card number is never exposed and the card is safe. While performing any transactions, such as, mobile top-up, e-comm transactions, POS transactions and funds transfer any of the cards or account can be selected as a source of fund. Now, customers are not required to carry his/her card physically.

Recent initiatives

- **Near Live Data Center (NDC)**

  As a measure to protect honorable customers' data and ensure availability of the system, Dutch-Bangla Bank has established a Near Live Data Center (NDC) at the outskirt of Dhaka city. The site is fully equipped with all the related hardware & software to run independently in case of failure of the Data center. The NDC is almost in the verge of commencing its live operation.



Dashboard to monitor NDC from NDC operating Room

- **Online Sanction Screening to combat Anti-Money Laundering (AML) & Combating Terrorist Financing (CTF)**

  The Bank has introduced the online sanction screening application "Accuity Compliance Link" recently. The scope of the screening has been increased last year. With this, the new customers & existing customers of the Bank are screened against the sanction lists time to time updated by various national & international organizations such as UN (United Nations), UN SC (United Nations Security Council), OFAC (Organization of Foreign Assets Control, USA), Bank of England and Her Majesty's list. The application also screens against PEPs (Politically Exposed Persons) data. Thus the Bank has become more compliant and transactions are safer with this Bank.

- **Queue Management System in branches**

  The Bank has implemented Queue Management System (QMS) in all its branches to diverse queuing problems faced in branches. The QMS is capable of categorizing the services/customers and manage it accordingly by using token dispenser, Queue Pro Software and display units. The real-time statistics is monitored continuously to ensure quality service to the valued customers.

  Using statistical analysis the QMS has made it easier for customers to direct themselves to the available counters. It has optimized productivity of branch officials by being able to identify the customer's needs as soon as they walk into the branch using the Queue Management System. The QMS has a centralized MIS system that can provide important statistical details about the waiting time of customers, processing time for transactions/services, number of customers in a period, processing time taken by particular counter and other efficiency reports.

Core Banking Software

Like many other banking services, DBBL is the first Bank in the country to introduce truly online Banking services with all delivery channels. The truly online core banking software, Flexcube has been running since 2004. Meantime, the number of customers, accounts, ATMs, Point of Sales (POS) terminals, cards has increased exponentially. To ensure better customer service, the Bank has upgraded its core banking software from its earlier version to Flexcube Universal Banking Solution (UBS) in 2012. After that the Bank has gone through some major customization too based on business needs. With these upgradations, it has been possible to provide round the clock customer service.It has the following key features:

- **Any Branch Banking** : All the 175 branches are connected online with the centralized server located at the data center. After introducing the real-time online core banking software, all the new branches are opened with the online connectivity from day 1.
- **Online ATM / POS service** : Like the branches, all ATMs (Automated Teller Machine) & POSs (Point of Sales) are connected to the central server at the data center allowing the valued clients of the bank as well card holders of other banks to meet their financial

needs. DBBL started its ATM/ POS service back in 2004 and became the leader soon. All transactions are free of cost in ATM and POS terminals for DBBL's own customers.

- **Internet banking service**: This allows a customer to access his/her account from home or office by virtue of internet connectivity. The Bank has been one of the pioneers in introducing Internet Banking in the country back in 2004. This service is also offered free of charges.

  Recently, the Bank has introduced interbank Funds Transfers in Internet Banking using BEFTN & NPSB channel of Bangladesh Bank. The process of incorporating RTGS transactions is also underway & expected to go live soon. This has allowed the customers to initiate Interbank BEFTN or NPSB transactions without even going to any branch.

- **SMS and Alert banking service**: Considering the availability of mobile phones in almost everybody's hand, the bank has introduced SMS and Alert banking for the convenience of the customer. At this moment more than 5.5 million customers are configured to receive transaction alerts whenever there is any debit or credit transaction made to his account. DBBL customers are receiving month-end account balance SMS at the end of each month.

- **E-Commerce Payment Gateway (Nexus Payment Gateway)** : DBBL is the first bank in Bangladesh to have the e-payment gateway. This gives a person the liberty to purchase online, pay utility bills etc. Most importantly, the person doesn't necessarily have to be an account holder/ card holder of DBBL.

DBBL has been a trend setter in the country in the field of technology banking. It is one of the pioneers in Bangladesh to introduce so many things to its valued clients. All of its 175 branches across the country are connected on-line making it very easy and convenient to the valued customers. They no longer require going to their home branches for banking, rather bank has introduced many delivery channels be closer to its customers.

Switching Software

A significant percentage of transactions of DBBL are performed using the most popular delivery channel ATM. As such, it is equally important to have strong switching software to handle different types of transactions as well as high volume of transactions. Considering this, the bank has upgraded its switching software too. The upgraded software has ensured better and quick response to the requested transactions; also it is capable of handling EMV transactions.

All the ATMs and POS terminals are EMV-compliant. The EMV security policy has been introduced by Europay, Mastercard and VISA jointly to protect capturing card data and duplication of a card. We are again the first Bank in Bangladesh to ensure such security for our valued customers. DBBL has also introduced EMV compliant chip based Mastercard cards and VISA Cards for the first time in Bangladesh which is the most secure card in the world. The ATM/POS network of the DBBL accepts the following cards:

- EMV compliant chip cards of all the banks in the world;
- Non-EMV Visa & Mastercard cards of all the banks in the world;
- Unionpay, Diners club & Discover;
- DBBL's proprietary cards (Nexus).

DBBL has put its level of innovation and standard of customer support to a new height by setting another milestone in the history of banking sector by adding two units of Mobile ATM booths to its existing ATM network. DBBL has become the first bank in the country to provide such unique service and convenience to the customers. The DBBL Mobile ATM Booth, which is outfitted in a custom-made van, is available anywhere anytime and allow customers to deposit cash/cheque, withdraw cash, inquire account balance, print mini statement, pay utility bills and to access all other services offered by a standard ATM.

Technology Refresh (Data Center and DR Site expansion)

With the introduction of Mobile Banking System and Agent Banking System along with our Core Banking System, DBBL has a customer base of more than 21 million. Customers and transactions are also increasing rapidly in all the 03 major systems. So to keep these huge customers and transactions smooth, Bank has already upgraded its existing Data Center and Disaster Recovery (DR) Site with new Enterprise level Server, Storage and network equipment as a part of the Technology refresh project.

IT infrastructure and services enhancements

Being a technologically advanced bank, Dutch-Bangla Bank (DBBL) is always committed to bring modern technology based features in traditional banking service. Bank is continuously investing in IT sector more than any other banks in Bangladesh. To run & manage its huge IT service, the Bank has 3 divisions namely IT Development Division, IT Operation Division & IT Security Division.

Completed Projects in 2017

Some of the major projects completed in the year 2017 which are given as under:

Data Center -2

Set-up of Bank's Data Center-2 (DC-2) is almost completed. Majority of the infrastructure equipment have been commissioned and running like Generator, UPS, Precision air-conditioning. At present, configuration of the IT equipment is running in full swing. After that, DC-2 will be connected to the DC-1 in a sync mode with zero RPO. Both the DC-1 and DC-2 will run alternatively on monthly basis.

This will improve the system down time which might occur in the DC due to unavoidable circumstances like failure in cooling system, power system (ATS, Generator, UPS, MDB) Network failure at any DC or at any DC non-redundant component, we are expected to go live with banking services shortly.



Inside view of the most modern equipped Data Center-2





Inside view of the most modern equipped Data Center-2





Inside view of the most modern equipped Data Center-2



Development of in-house Agent Banking System



DBBL introduced Agent Banking System (ABS) using third party solution on 19th January, 2015 for the rural customers who are deprived from the access to the formal banking system. The speciality of the service is that all the customers of agent banking will be authenticated through finger prints named as "Biometric Authentication".



Initially the services was launched with 3rd party software namely Mistral MFS. But the company failed to keep pace with our requirements. So, Bank decided to develop its own solution for this service. As per instruction from the management, IT Development Division developed the software and launched service in February 2017 with the new in-house developed software.

NexusPay



Host Card Emulation (HCE) technology is the latest introduction in the payment industry. The solution is getting popularity in the developed countries due to its advanced security and fast transaction features. Using the technology we have already soft launched the mobile application "NexusPay" for this service which can be found in google play store and apple app store. Customers can download their debit & credit card, Agent banking Card and Rocket account information to their Smartphone and using token, they can do transactions in-store, in-app and online with in a single application without exposing actual card information. The customer will be able to shop by using latest technology QR code & NFC from any merchant.

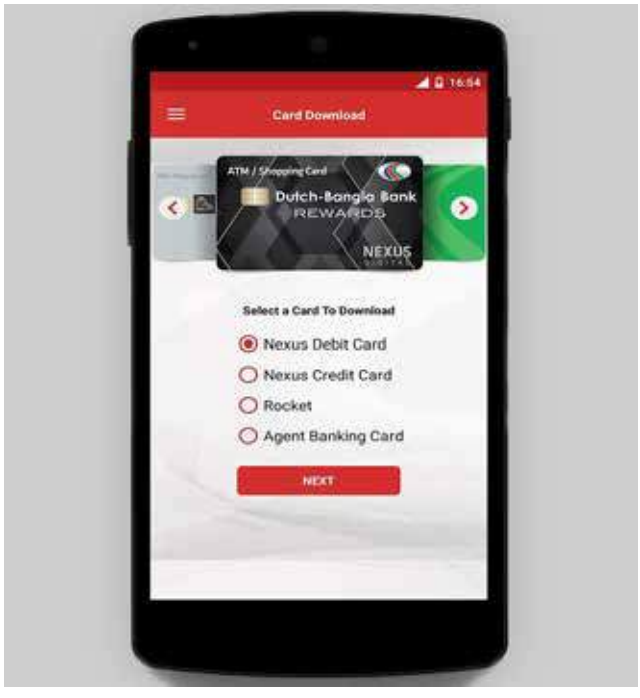

SAMPLE

Video Conferencing Solution

Video conferencing is a communication technology that allows users in different locations to hold face-to-face meetings without having to move to a single location.

In business, video conference uses audio and video telecommunication to bring people at different sites together for a meeting or conference. We have soft launched Cisco Video conferencing solution at Head Office and major branches across the country.



View of video conferencing among head office and some branches.

Centralized Queue Management System

IT Development Division has implemented Queue Management System (QMS) at bank's branches and Head Office Divisions for better management of the customers as well as to improve the customer service. At present, QMS has been successfully implemented at all 175 DBBL branches, which can be viewed centrally. It also helps to set KPI and measures achievement of staff against these KPI.

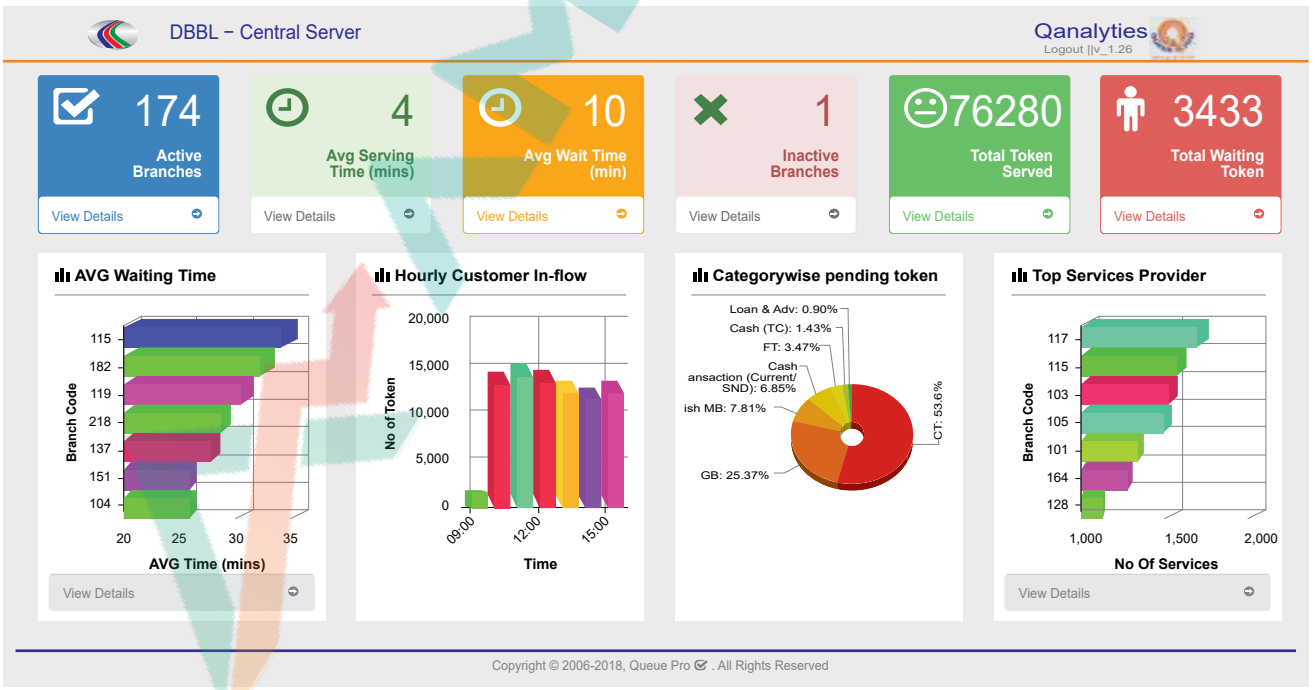

Dashboard of Queue management System

Remittance Management System

IT Development Division developed the remittance management system for the Banking. For better customer service, Bank has been integrating different exchange houses with the remittance system. In the year 2017, we have integrated Paypal Inc., MoneyGram, World Remit Limited and Merchantrade Asia with our system.

As the emigrant workers from Bangladesh gradually increased over the years, DBBL is keen to enrich our Remittance Management System by continuously integrating new exchange houses. At present, we are working with Ria and Hello Paisa for integration with our Remittance Management System.

Ongoing Projects

Several important projects are ongoing under IT Development Division. A brief list of the major ongoing projects is given as under:

a) Document Management System

b) Project Management Suite

Document Management System

Bank has already taken initiative to implement paperless banking for the first time in financial sector in Bangladesh. In that perspective we have already purchased EMC Documentum to automate all its paper based business processes as well as administrative processes to further improve the customer service. We have already started the development to automate the process. We are hopeful to bring all the processes of the bank under Document Management system within 2018.

Project Management Suite

The main objective of the proposed system is to generate dynamic reports and analysis regarding the tasks performed by each employee of any division or by division as a whole to assess the efficiency, level of efforts, level of commitment by sticking to the defined task schedules of each employee and eventually the overall delivery by each employee, by Team for any specific Project or for all projects combined. The expected go live date of the solution is also within 2018.

Future Projects

Besides the ongoing projects, IT Divisions are working on some new projects, a brief list of which is given below:

a) PCI DSS certification

b) ISMS 27001 Certification

c) Data Warehousing

d) HRMS System Upgradation

e) Centralized multitired Reconciliation system

f) Biometric attendance system at all branches & offices of DBBL

Automated Teller Machine (ATM)

The ever expanding DBBL ATM network is a mystery to other players of the country. The convoy of ATMs is covered with world renowned brands of NCR and Wincor Nixdorf. As of 31st December 2017, Bank has installed 4,467 ATMs. In keeping pace with the demand, the network is getting bigger and bigger.

ATMs are setup in two ways. In some places, the ATMs are setup in small booths where only 1 or 2 ATMs are setup. In other places, where space is more, ATMs are setup in large numbers usually 4-8 alongwith a Cash Deposit Machine (CDM). These are called Fast Tracks.

DIVISION WISE ATM

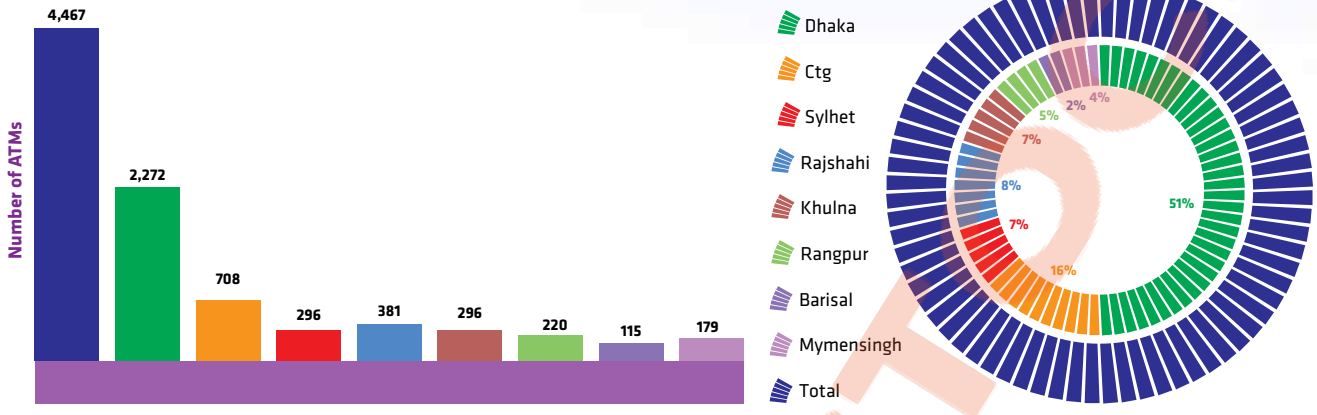

ATMs at key locations

DBBL ATM has presence at many important premises of the country. Some of the important locations are mentioned as under:

Sl. No.	Key Points	Name of the Location
01.	Airports	Hazrat Shah Jalal Int'l Airport Dhaka Domestic Airport Hazrat Shah Amanat Int'l Airport Chittagong Adjacent to Jessore Airport Osmani International Airport Sylhet
02.	EPZs	Dhaka EPZ, Savar Dhaka EPZ-Extension, Savar Adamjee EPZ, Narayanganj Comilla EPZ, Comilla Uttara EPZ, Saidpur Pabna EPZ
03.	Railway Stations	Kamalapur Railway Station, Dhaka Chittagong Railway Station Sylhet Railway Station Rajshahi Railway Station Khulna Railway Station Rangpur Railway Station
04.	Universities	Dhaka University Chittagong University Rajshahi University Khulna University Comilla University Haji Danesh Science & Technology University, Dinajpur Jessore Science & Technology University, Jessore Mawlana Vashani Science & Technology University, Tangail DUET, Gazipur Bangladesh Agricultural University, Mymensingh Sher-e-Bangla Agricultural University, Dhaka Bangabandhu Sheikh Mujibur Rahman Agricultural University, Gazipur KUET, Khulna Shahjalal University of Science and Technology, Sylhet
05.	Bangladesh Bank	Head Office, Dhaka Bangladesh Bank Training Academy - BBTA Branches: Chittagong, Sylhet, Khulna and Bogra



Sl. No.	Key Points	Name of the Location
06.	Five Star & other Hotels	Radisson Blu Water Garden, Dhaka Radisson Bay View, Chittagong Hotel Sea Palace, Cox's Bazaar The Westin Royal Tulip Sea Pearl Beach Resort Rose View Hotel, Sylhet
07.	Hospitals	Apollo Hospital United Hospital Square Hospital Lions Eye Hospital Ahsania Mission Cancer Hospital Dhaka Bangabandhu Sheikh Mujib Medical University (BSMMU) BIRDEM, Dhaka Delta Hospital Mirpur Sylhet Osmani Medical College Hospital Prime Hospital Naogaon Faridpur Medical College Hospital Chittagong Maa o Shishu Hospital Sheikh Fazilatunnessa Mujib Memorial KPJ Specialized Hospital and Nursing College Kashimpur Khulna Medical College Hospital Feni Diabetic Hospital Dinajpur Medical College Hospital Comilla Medical College Hospital Barisal Medical College Hospital
08.	Shopping Center	Bashundhara Shopping Mall, Dhaka Jamuna Future Park, Dhaka Dhaka New Market Shimanto Square, Dhaka & other various shopping malls across the country
09.	Bangladesh Air Force	All major Air Force Bases
10.	Bangladesh Army	Savar Cantonment MIST
11.	Bangladesh Navy	Shaheed Moazzam Naval Base, Kaptai
12.	Bangladesh Police	Police Head Quarters Rajarbag Police Line Public Order Management (POM), Mirpur Armed Police Battalion Uttara Bangladesh Police Academy Rajshahi Tangail Police Line Moulvi Bazar Police Line Narsingdi Police Line Rajshahi Police Line Madaripur Police Line Naogaon Police Line Narayanganj Police Line Rajbari Police Line Barisal Police Line Sirajgonj Police Line Model Thana, Tangail
13.	Govt. Office	Secretariat, Dhaka



Outside view of an ATM Booth

Fast Track (FT)

To serve 21 million plus DBBL customers more and more Fast Tracks have become a necessity and to satisfy the valued customers, DBBL is working to wave its winning colors at all Upazillas of the country. Except Cash withdrawal from ATMs, other services from Fast Tracks are available from 9:00 am to 9:00 pm on each working day, and from 9:00 am to 6:00 pm on Fridays and Saturdays. However, cash withdrawal, fund transfer, top-up and utility payment facility through ATM are available in FTs from 6:00 am to 12:30 am daily. By the end of 2017, in total of 780 Fast Tracks are live covering 311 Upazillas and 61 districts of the country.

FT is equipped with two officials and required number of ATM and Cash Deposit Machine (CDM). The officials are posted to help both the prospective and existing customers.

DIVISION WISE COVERAGE - FAST TRACK

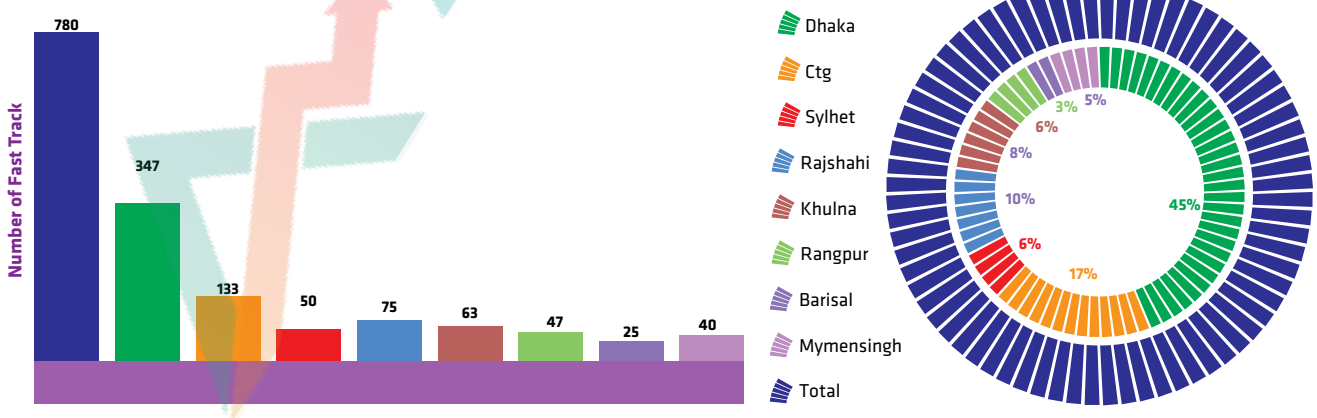

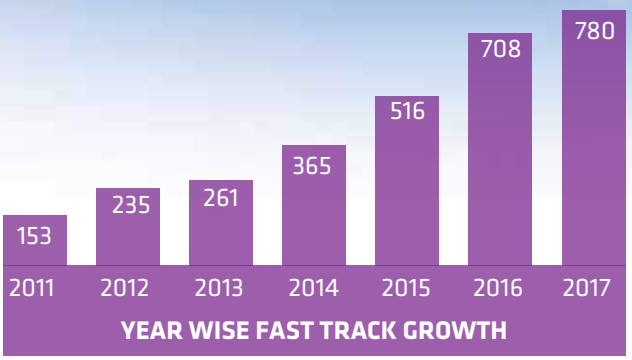

CDM & Cash Deposit Statistics at Fast Track

No. of CDM		No. of Envelope Deposited	
2016	2017	2016	2017
658	762	3,120,000	3,350,159

Transactional Data at DBBL ATMs

Year		2016		2017	
Sl. No.	Particular	No. of Txn	Volume of Txn (In Million Tk.)	No. of Txn	Volume of Txn (In Million Tk.)
01.	DBBL	52,121,877	353,471.73	61,894,561	428,526.64
02.	Mastercard	169,134	1,716.00	207,422	1,976.18
03.	Bangladesh Bank	201,655	1,333.17	210,384	1,487.80
04.	Discover	0	0.00	22	0.18
05.	VISA	833,294	6,913.70	965,208	7,827.28
06.	Union Pay	4,378	55.68	4,566	55.71
07.	Mobile Banking	14,508,854	63,785.93	22,409,980	102,781.23
08.	NPSB	2,397,105	18,063.23	3,235,314	25,217.36
09.	Agent Banking	500,318	4,301.76	1,650,123	15,417.41
Total		**70,736,615**	**449,641.20**	**90,577,580**	**583,289.79**

The above table doesn't only shows some figures, it shows the faith & confidence people of the country had with us.



Inside view of a Fast Track



Outside view of a Fast Track

Mobile ATM Van

Since 2010 DBBL is providing ATM service through two units of Mobile ATM Van that run across the country to disburse cash to people where there is no ATM. Specially during the pay days of garments / industry workers these two van remains very busy in providing service to millions of workers at Gazipur, Savar area. Also the Vans roam around sometimes in the city at important junctions. In addition to that mobile ATM vans participate at important fairs across the country and also as and when any corporate institution requests immediately they move. To enhance the customer satisfaction, each van is now accommodated with two units of ATMs instead of one earlier. Also as the response on cash deposit at these vans is insignificant, the CDM is replaced by the second unit of ATM. The number of mobile ATM vans didn't increase in the past years because of the inconvenience of placing the ATM vans in the streets.



Crediting of money from Western Union to Bank account through ATM

This is a unique service of Dutch-Bangla Bank. PIN based foreign remittance beneficiary of Western Union can get his/her remittance through all ATM of DBBL. Customer has to give some information of WU remittance including PIN or MTCN at specific menu of ATM. After verification of the given remittance information by both DBBL and WU system, the amount is credited to the beneficiary's account. Thereafter he can use this amount as per his requirement. This is an easy process of transactions.

Cardless ATM transaction for Rocket customers

The introduction of cardless ATM transaction has further popularized mobile banking venture in the country. Customer can withdraw cash visiting any of the DBBL ATMs without using any Card through menu driven systems of an ATM. The service is very popular and convenient as customer does not need to carry any plastic or any other device, only mobile phone having the Rocket account is the requirement for the service.

ATM Uptime

Even though DBBL has more than 50 % ATMs installed out of the total ATMs of the country and the management of this large number of ATMs is an enormous task, but still the Bank has maintained the standard of service to the customers using the channel. DBBL has kept the up time of the ATMs above world standard.

Active Faults Report

For more than 30 minutes

Group By FLM Vendor wise — Generation Time: 31-Dece-2017 4:00:17PM

Total Down **77 / 4280** **1.80 %**

Terminal ID	ATM	Address	Duration	Last Withdrawal Txn Time
Third party Vendor			**77 / 4263**	**1.81 %**
BD Com			**1 / 216**	**0.46 %**
ATM Network Problem			**1**	
10224257	COLONEL HAT-1 CTG	Mir CNG Filling Station, City Gate, Colone Hat, Chittagong	4H :03M	31-Dec-2017 11:20 am

view of reports for ATM Monitoring system

Call Center – 16216



Call Center has been providing state of the art 24/7 hours quality services to our valuable customers since 2011. Our Call Center short code '16216' has been a well acquainted number for Bank's customers. It has become a popular service among our valuable customers to meet their day to day banking needs. As a reflection of its increased acceptability, Call Center has received around 2.7 million calls in the year of 2017. It has a 56.59 % call growth in 2017 over the previous year. Bank has recruited more than 100 call center executive in 2017 to improve the service of call center.

MARSTOCK

Some call data of Call Center for the year 2017 is given as under:

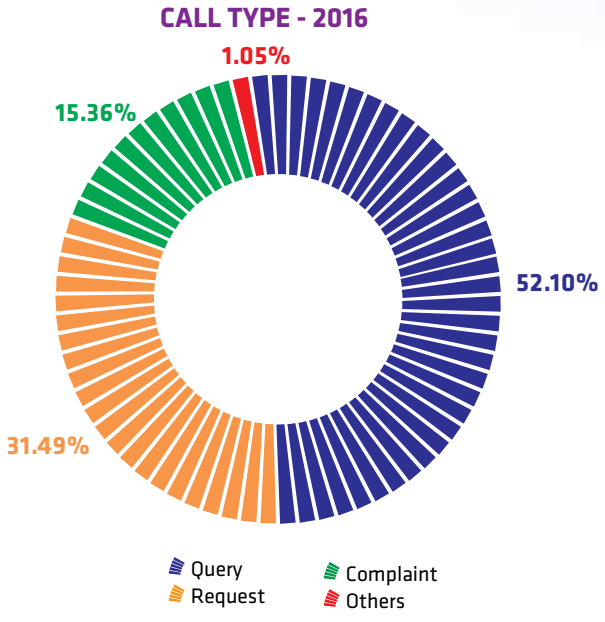

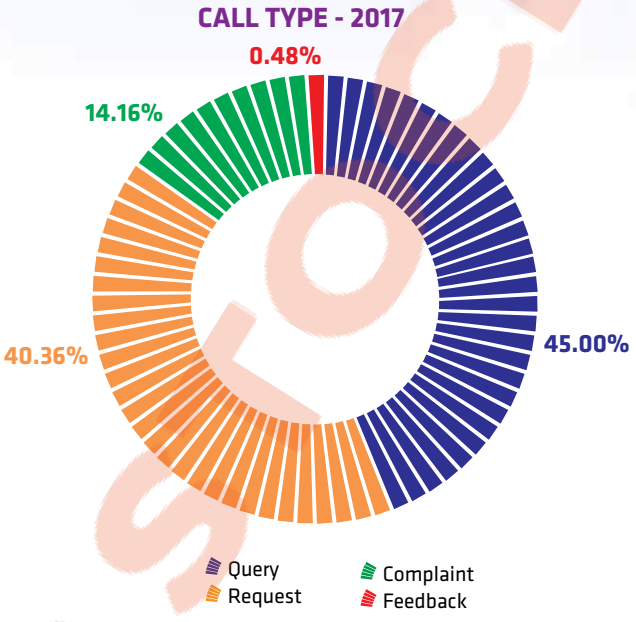

Plastic Money

Dutch-Bangla Bank Limited, a symbol of automation & advancement in banking technology has spread its wings in all arena of card business. With the ever changing demand of technology it has adopted the most advanced EMV technology as the basis for development of card products. Nexus card, the first debit proprietorship card of its kind was issued on August 14, 2004 and it has gained mass popularity in Bangladesh which is now an EMV card.

DBBL is the pioneer in issuing EMV Debit & Credit cards and acquiring EMV cards in the POS terminals and ATMs in Bangladesh. EMV is the most advanced technology used for secure payment in card industry. It protects cardholders by preventing copying of card data and ensures a liability shift benefit which protects cardholders in non-EMV terminals. As mentioned earlier, we are not only the first bank but also one of a few banks in the sub-continent to implement EMV for the issuing of both Mastercard/Visa debit and credit cards and for acquisition of all ATMs. DBBL has also launched the first ever E-Commerce acquiring gateway in Bangladesh named "DBBL Nexus Gateway" on June 3, 2010.

Debit Cards

DBBL is the first bank to achieve card portfolio with all EMV compliant products in this region. Even the proprietary NEXUS debit card consists of Dynamic Data Authentication (DDA) chip and Multos/Java operating system. It ensures additional layer of security for chips.

Reward Cards

DBBL has introduced chip based Proprietary Nexus Debit card first time in Bangladesh. The most popular card brand of Bangladesh "DBBL Nexus Debit card" is now migrating to Nexus Digital Reward card to cope up the digitization era of Bangladesh. It also comes with the lucrative reward facility to our loyal customers.



VIP Cards

Aristocracy in all aspects – the most desired premium brand proprietary card especially meant for the VIP customers is the VIP Banking Cards. This fascinating card will drive the high net-worth customers to feel distinguished. The customers can avail DBBL VIP Banking Lounge at branches and Balaka VIP Lounge at Hazrat Shahjalal International Airport, Dhaka. He/she will also have enhanced ATM withdrawal limit, dedicated VIP customer services, dedicated relationship manager, reward & discount facilities and many more.



Agent Banking Card

DBBL focuses on banking for all at an affordable cost. Even for the rural customer who does not have access to formal banking system DBBL offers Agent Banking service. A wide range of customers throughout the country is served by providing Agent Banking services with the help of mobile telecommunication devices/computer system/using biometric technology.



DBBL - Bangladesh Bank Co-Branded EMV Card

The widely accepted proprietary brand NEXUS card has been migrated to most secured form of its kind i.e. EMV chip. Along with this enhanced feature DBBL also introduced a co-branded EMV card with Bangladesh Bank for its staff. Now employees of Bangladesh Bank can use their card with more comfort and security since skimming or copying chip card is not possible. The advanced security features tied up in the card to protect the interest of our valued customer.



International Debit Cards

DBBL issues international debit cards - either Mastercard or Visa. As per Bangladesh Bank's circular, an international card can be issued against customer's foreign currency account like Resident Foreign Currency Deposit (RFCD) account, Foreign Currency (FC) account or Exporter Retention Quota (ERQ) account.

Mastercard Debit

DBBL issues EMV chip enabled debit cards of Mastercard known as "Mastercard Debit" cards. This card can be issued for both local and international use. This card consists of both EMV chip and Magnetic stripe for wider acceptance.



Visa Debit

DBBL issues chip based Visa branded debit cards called 'VISA Debit'. This card can be issued for both local and international use. VISA Debit card is accepted in all VISA chip based and magnetic stripe based POS/ATM terminals and in internet for ecommerce transactions. Since this card is EMV chip based card, the transactions of this card are more secured.





Credit Cards

DBBL has been issuing Visa EMV credit cards since November 2008 and Mastercard EMV credit cards since April, 2010. Although DBBL's entrance in credit card services was delayed, it made a difference in the market by issuing the most secure EMV credit cards from the first day. The EMV credit cards consist of Dynamic Data Authentication (DDA) chip and Multos/Java operating system. It ensures additional software level security for chips.

VISA Credit Card

DBBL was the first bank to introduce EMV enabled Visa credit cards in Bangladesh. All cards have DDA chip with Multos/Java application which protects them from any alteration of card data and ensures secure transaction worldwide on any Visa accepted POS terminals and ATMs. This card has both chip and magnetic stripe so acceptability is not restricted to any type of terminals.

VISA Platinum Card (the Premium brand)

DBBL has launched VISA Platinum card for its privileged customer. Visa Platinum offers a high credit limit and acceptance at more than 29 million worldwide locations, including one million ATMs in the Visa Global ATM Network. A world of privileges await with Visa Platinum. From golf to dining to shopping and more, Visa Platinum lets the valued cardholders enjoy a host of attractive lifestyle privileges and experiences. These cards are targeted to high net worth individuals who are international in outlook with large disposable income and consistency of service. The card holders get airport lounge facilities and priority pass in 600 airports, discount in hotel, dining, restaurants in almost all the tourist cities worldwide as well.

Mastercard Credit Card

DBBL issues EMV enabled Mastercard credit cards to its customers. All cards have DDA chip with Multos/Java application, which protect them from any alteration of card data and ensures secure transactions worldwide on any Mastercard accepted POS terminals and ATMs. This card has both chip and magnetic stripe so acceptability is not restricted to any type of terminals.

Mastercard Titanium Card (the Premium brand)

DBBL has launched EMV brand Mastercard Titanium in Bangladesh for the first time. With this stylish Chip credit card, customers may enjoy exclusive benefits, experiences and lifestyle privileges; including access to entertainment, sport, electronics and much more. The Mastercard Titanium Credit Card opens up a world of convenience, safety and simplicity. With access to over 30 million merchants across the globe, it offers an excitingly diverse range of shopping, dining and travel experiences to enrich the lifestyle including airport lounge facility and priority pass.



Virtual Card

Like the regular debit/credit card Virtual card is not a plastic card - it is just a piece of paper inside a closed envelop which carries valid card number, expiry date and CVV/CVC (card verification value/Code). The nature of the card is pre-paid i.e. the amount or the value is pre-loaded as per the requirement of the purchaser. The virtual card is distributed from any DBBL branches. It has become very popular amongst students and IT professionals. DBBL introduced Virtual Card for the first time in Bangladesh in 2011.



Students pursuing higher education and/or scholarships abroad can pay the fees and charges, and participate at IELTS, TOEFL, GMAT, GRE exams online using this card.

The developers/freelancers of mobile apps and games can also use 'Virtual Card' for payments of registration/license fees to reputed online or mobile application marketplace like Google, iTunes, Firefox, Windows, Blackberry etc., any associated license fees such as game engine or other software license for mobile application or game development, online training fees for programs such as vendor certification examination etc., any domain registration/renewal, hosting/cloud solutions within the scope of mobile application/game development.

Card Loyalty Program

A point-based loyalty program has been introduced for DBBL Credit card and Debit card cardholders. Customers will gain loyalty points against their card spending which can be redeemed later on upon reaching to a certain threshold point or completion of a certain period. Customers may prefer to redeem these loyalty points for their annual fee waiver, cash back to their account or gift voucher which is expendable at DBBL merchant outlets.

0% InstaPay

DBBL cardholders can buy different products and services from selected merchant outlets with monthly installments at zero percent interest. The installment period varies for different products from minimum three months to maximum twenty four months installment. Under this facility customers can buy furniture, electronics goods, jewelry and pay hospital bills etc.

Acquiring UnionPay Cards

Every year travelers and workers visit Bangladesh for different purposes from Thailand, Malaysia, China, Korea, Japan, and Singapore who often have a UnionPay Card. Now UnionPay cardholders can withdraw cash from DBBL ATM or use DBBL POS for shopping. DBBL also has plans to issue UnionPay Cards to prospective clients in future.

Acquiring Diners Club Cards & Discover Cards

Diners Club International, a listed company in NYSE is owned by Discover Financial Services, a renowned direct banking and payment services company of U.S. who issues Discover and Diners Club Cards. Travelers bearing these cards can withdraw money from the DBBL ATM booths from April 2013. Also, DBBL will issue these cards for local clients in the future.

E-Commerce/Internet Payment Gateway (Nexus Gateway)

DBBL is the first bank in Bangladesh to introduce e-payment gateway. This gives a person the liberty to purchase online, pay utility bills etc. Most importantly, the person does not need to be a DBBL cardholder.

Currently there are more than 1,000 merchants registered with DBBL Nexus Payment Gateway and this volume is increasing day by day. Currently we accept Mastercard, Visa, DBBL Nexus cards and Rocket in our payment gateway. Nexus card customers can use their regular PIN for e-commerce transactions. To secure e-commerce transactions, we have implemented 3D secure facilities (Verified by Visa-VbV and Mastercard Secure Code) which protect the merchants from fraud transaction loss.



The following services are available through the e-merchants:

- Online purchase of goods and commodities
- Utility bill payments/tuition fee payments
- Hotel Bookings
- Purchase of bus/train/cinema/airline tickets

Second Factor Authentication for all E-Com Transactions

To secure e-commerce and electronic transaction, DBBL has introduced second factor authentication (2FA) facilities for the first time in Bangladesh. An additional authentication of the cardholder named 'second factor authentication' is performed for each e-com transaction. In this process, customer is required to enter a secret code (which is different for each transaction) in internet at the time of making e-com or electronic transaction that ensures genuine cardholder's participation and protects fraud.



Now, DBBL cardholders perform 2FA authentication for all e-com transaction in DBBL Payment Gateway and ACS based 3D secure authentication for all e-com sites. DBBL offers 2 options to generate this one time password (OTP); using hardware token or software token provided to them by the bank. At the time of registration process a cardholder chooses the option which is suitable to him/her.

NexusPay

A consolidated cardless solution of payment. It gives the flexibility of choosing any payment mode that a customer has with DBBL i.e.Nexus, Rocket, Agent Banking, VISA and Mastercard card. Some Major features of this app are as below:

1. Virtual card download against customer's any credit/ debit card and Rocket account
2. Cardless merchant payment by using QR code and NFC
3. Send Money from downloaded card to any card or account
4. Top up
5. Bill Payment
6. Balance Inquiry
7. Mini Statement

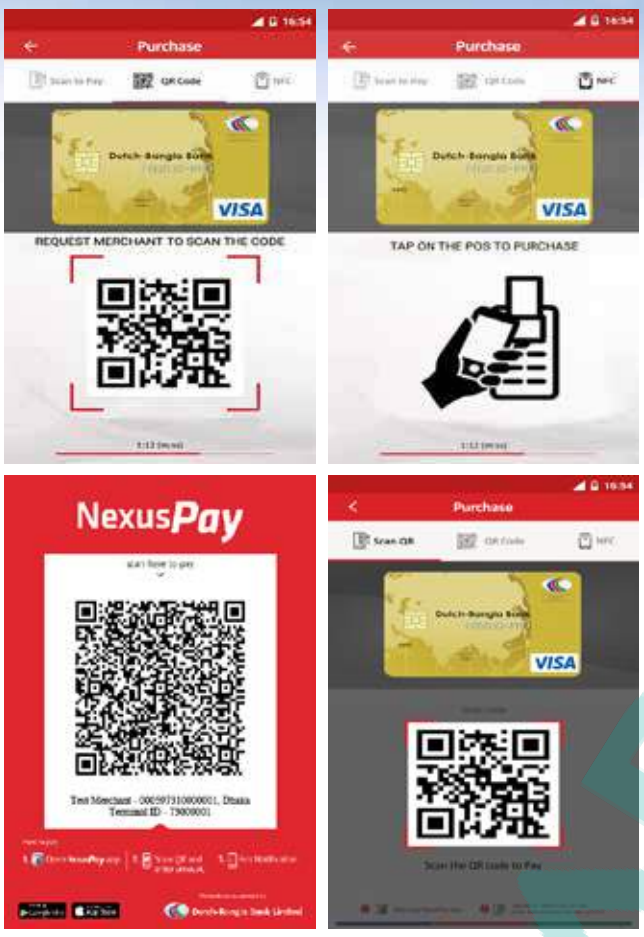

Chip & PIN @ POS

Chip & PIN at POS means for each and every transaction a customer tries at POS terminal with his/her Chip Card, requires PIN. This security feature facilitates customer the comfort of using card without any worries of misuse in case of lost or stolen. The POS terminal should also have the PIN reading capability, so that it can prompt customer for PIN. Fraudsters and thieves always try to keep them ahead of technology. Similarly, payment schemes like Nexus, VISA, and Mastercard etc. are also keen to protect customers' interest. With this motive DBBL adopted the newer technology for absolute convenience of the customers.

Upcoming Products

Contactless (NFC) Dual Interface Card

DBBL is going to introduce the most advanced feature card "Contactless (NFC) Dual Interface Card" in near future. The card will have both contact and contactless facility. Beside its basic facility like – transaction at POS, ATM and e-com this card can also be used at NFC (near field communication) capable devices. Small ticket transactions like – railway ticket, bus ticket, toll charges along with small amount shopping payments can be done with this card. It will help manage valuable times of customers with the advanced facility "Tap & go" and in a smart way.

Fraud Management Solution

Ecommerce transactions are being considered to be the most vulnerable beside its benefits. 3D secure technology benefits the Acquirer to protect loss of Chargeback under fraud but the Issuers have the right to report those transactions as fraud. As a result, the genuine cardholder or the Card Issuing Bank reports the transaction as fraud to VISA/Mastercard. VISA and Mastercard have their respective Fraud Monitoring Programs under which certain thresholds are maintained. If a merchant meets that thresholds it will fall under the Fraud Monitoring Programs. Consequently, the Acquirer may loss the liability shift benefit of being 3D secure and loss the Chargeback re-presentment rights too. As such, DBBL is going to implement Fraud Management Solution to detect the suspicious transaction at the time of transaction occurs. This advanced feature will open up all segments of ecommerce business like, accepting international cards at all merchants. The fraud management solution will also enhance the customers' confidence and trust on our Payment Gateway.

Installment Payment Facility

Beside our 0% InstaPay facility DBBL is going to introduce Installment Payment Facility for its customers. By 0% InstaPay cardholders can buy different products and services from selected merchant outlets with monthly installments at zero percent interest. Whereas, the Installment Payment Facility gives cardholders the flexibility to purchase products and services from any merchant with monthly installments at a defined percentage of interest. Cardholder may make a request for the facility after purchasing over phone or any other prescribed form. The cardholders can enjoy their desired products or services with this value added service at greater convenience and it enhances cardholder's purchase power as well.

Corporate Card

Corporate card, one of the finest products is going to be added in the product line of Cards. The executives of an organization can avail this card. It is very much convenient for the employees and also good for business. Employees can pay for hotels, meals and rental cars–as well as have access to cash at ATMs–without using personal funds or company advances. With this card costs for travel and entertainment can be reduced, consolidate spending information, streamline expense reporting, monitor employee spending compliance and analyze preferred vendors as well.


AMAR STOCK



Any time
Anywhere

financial inclusion

AMP STOCK


AMAR STOCK

FINANCIAL INCLUSION THROUGH MOBILE BANKING & AGENT BANKING

MOBILE BANKING – ROCKET: THE WAY FORWARD FOR DIGITIZATION

Financial inclusion means that individuals and businesses have access to useful and affordable financial products and services that meet their needs – transactions, payments, savings, credit and insurance – delivered in a responsible and sustainable way.

Access to a transaction account is a first step toward broader financial inclusion since it allows people to store money, and send and receive payments. A transaction account can also serve as a gateway to other financial services.

Shifting payments from cash to electronic forms helps drive greater financial inclusion and economic opportunity in many countries. The Government of Bangladesh is laying the groundwork through regulatory measures, and an innovating private sector is also driving the shift from Cash to Digital. Although all forms of digital payments have been increasing in Bangladesh, the mobile financial services (MFS) industry in particular is notable for its rapid expansion. Government-to-person (G2P) digital payments have also grown significantly, and further digitization of G2P payments could save a huge amount annually across major social safety net programs. In this way, Mobile Financial Services (MFS) and Biometric POS have come up in the field and also opened up a new window for Bangladesh for Financial Inclusion.

DBBL, the leader of technology driven innovative banking in Bangladesh, is the pioneer to introduce Mobile and Biometric based financial services in Bangladesh as a part of inclusive Banking.

Mobile Banking- ROCKET

Dutch Bangla Bank has launched their mobile banking operation on 31st March 2011 with a motto to give financial services to the unbanked. Till today, DBBL mobile banking – ROCKET has reached in a new heights with a remarkable growth in Agent expansion, Customer acquisition and transaction compared to previous year 2016. The most exciting & memorable event for DBBL Mobile Banking was to re-branding their Brand Logo from 'DBBL Mobile Banking' to "ROCKET'.

Through re-branding, re-structuring the distribution channel & re-designing marketing strategy to make available service at the door of the customers. "ROCKET" is the symbol of Faster & Flexible banking solution with advanced technology which assuring highest security of every transaction that gives a comfort to a Customer

DBBL has added more than 3.85 million Customers in the DBBL Mobile Banking service network in 2017 and ended up the year 2017 with more than 14 million Customers.

Acceptability of "ROCKET" as Brand Logo of Mobile Banking

Brand Forum of Bangladesh always conducted survey among the people of Bangladesh in different categories. This survey was done in 2017 also and "ROCKET" has been selected as Most Loved Brand among the people of Bangladesh. This indicates that our competent management was selected the right Brand as well as Logo that is also acknowledged by the people. However, it is observed that our customers' as well as Agents' also shown their positive opinion in support of a short but suitable name for DBBL Mobile Banking Services which creates a tremendous hype.

It is expected that this will boost up the customer acquisition across the country day by day which will increase the popularity of 'ROCKET' in coming days.

Rocket Infrastructure

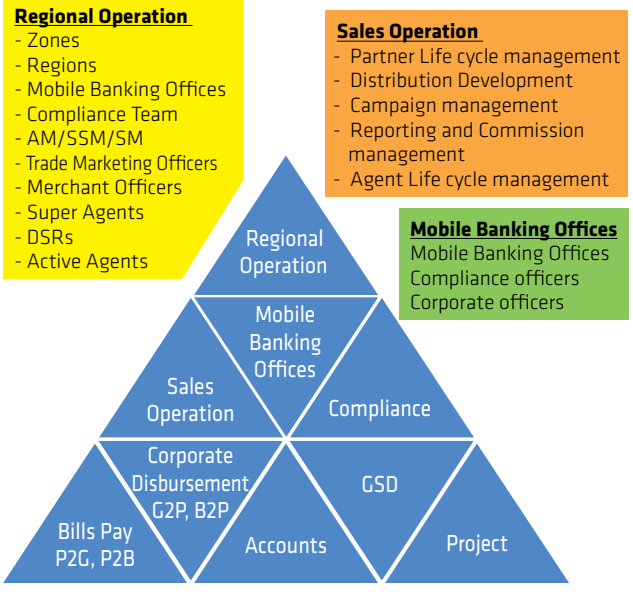

Market Infrastructure

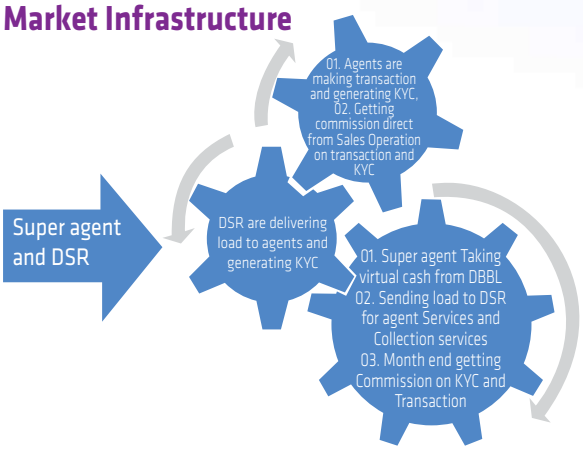

Mobile Banking Offices

While mobile banking activities will be carried out by the agents, the presence of DBBL offices and officers will give more confidence to the customers. The setup of those offices creates jobs for the local people as well as support to infrastructure development. Presently, we have 77 nos. of Mobile Banking Offices and a total of 593 nos. of employees are there at 64 districts of the country to cater different services to the customers.

Product & Services offering through Rocket

Rocket is successfully established as a lifestyle product for the customers for its versatile product features & variations. DBBL has launched different types of products keeping in the mind of customers demand. Among these, "ATM Free" & "Cash-in Free" products are very much popular among the customers of Rocket for its price verification and ATM availability. This initiative encourages the Customer for depositing money, top up, bill pay and purchase products or sends money etc. through Rocket.

"Pre-registration" facility is very much helpful for registering the customer to Rocket Account specially for urgent requirements or bulk account opening like Garments Salary, Government Stipend projects accounts by simply dialing *322#.

Viewing the requirement of the general people DBBL is giving the fund transfer (P2P) between two Rocket accounts completely free among the same product (ATM free/Cash in free).

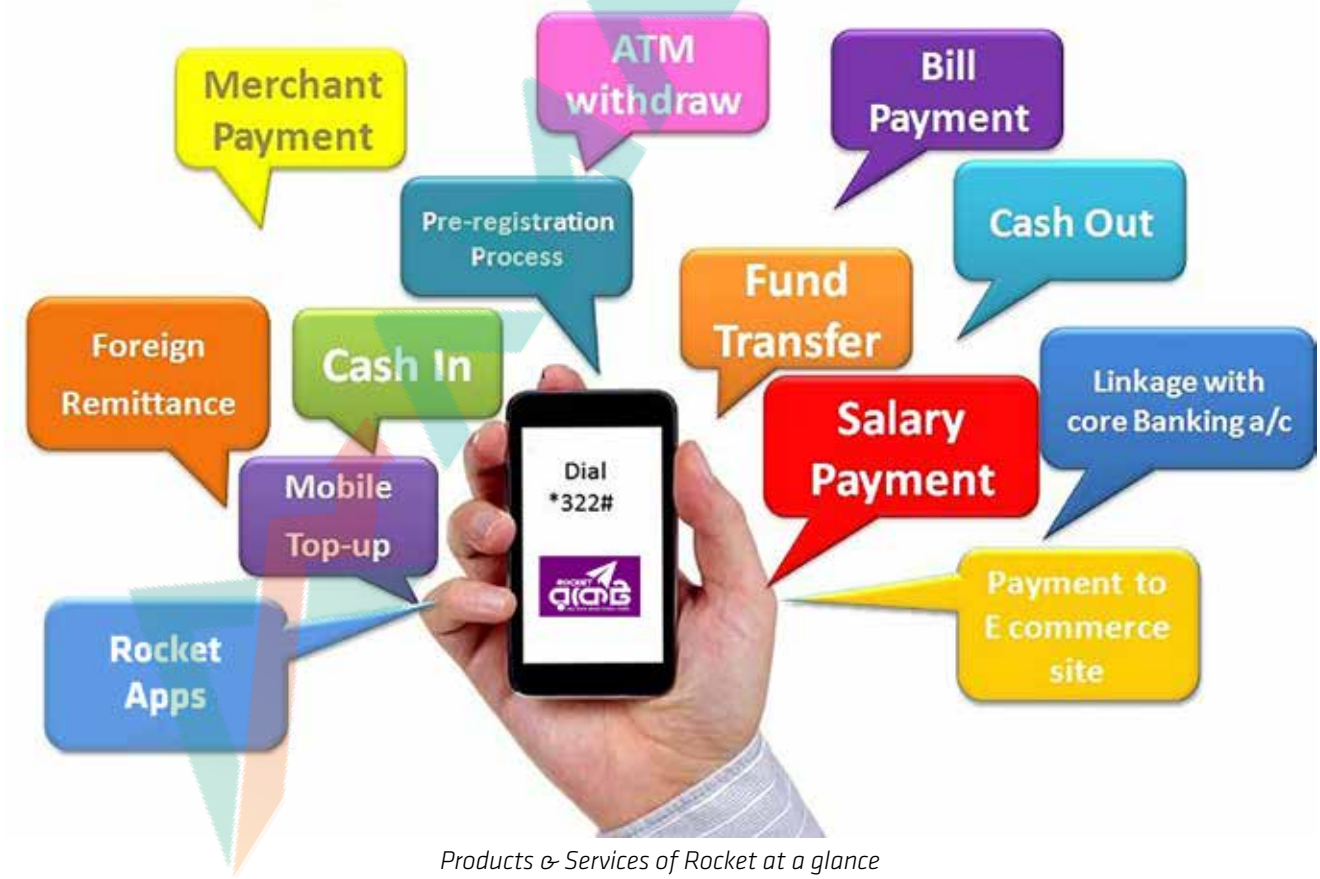

Products & Services of Rocket at a glance

DBBL is offering 1% incentive on foreign remittance credited directly to the account to encourage the inward remittance through ROCKET account. This initiative will encourage our wage earners to send their money in legal channel.

Being the only MFS in the Industry, we have got the access for the NID verification provided by the Election Commission from 14 Nov 2015. By this we are one step forward than anyone regarding the compliance issue.

Moreover DBBL opens its Rocket Account through online screening of different sanctioned lists which leads to be the AML compliant too.

Service Network set ups of Rocket

To address the untapped and unprivileged market, a total number of 593 employees, 77 MB & AB Offices and 203,223 agent points are continuously working together to meet all part of customer requirements. Moreover, 175 DBBL Branches, 780 Fast Tracks, 7,837 Merchants, Call Center (16216) and 4,467 ATMs are also working as mobile banking access channel for the customers.

Some exclusive Rocket products

Process of Pre-Registration

"Pre-registration" facility enables the Customer to register Rocket account just by dialing *322# avoiding the dependency to open the account from the Agent points. When a new customer dial *322#, system will ask him whether he is interested to register Rocket or not. If yes, press "1" or "2" to cancel.

To get the full benefit of Rocket, Pre-Registered customer needs to fill up KYC form and submit it to any Agent or DBBL First Track or any Mobile Banking office with required documents. After authorization by the bank Official pre-registered customer will be allowed to do all types of transaction.

ATM Free product & Cash-in Free Product

Considering the customers' convenience DBBL has introduced two new products such as Cash-in Free and ATM Free Product. By the name we can guess that "Cash-in free" Product means cash-in charge is free and "ATM Free" Product means cash-out is Free from ATM. All existing account holders are under ATM free product but he/she can migrate to cash-in free product after a certain period of time by himself/herself by dialing *322#. New customer can choose any of the option while opening the account.

Receive money through BEFTN

Any Rocket account holder can receive money through using BEFTN facility from any local bank of Bangladesh. It enables the account holder to receive foreign remittance that received by other bank and can withdraw it from ATM or agent point. Moreover, by receiving money through BEFTN, one can use this money for giving utility bills, Admission fee/Tuition fees etc.

Inward Foreign Remittance

DBBL has already signed remittance agreement with **PayPal Inc., USA** through their remittance service named **Xoom**. Under this arrangement, Xoom's remittances are being credited **INSTANTLY** to DBBL accounts (Core, Rocket & Agent Banking) within banking operation hours.

Moreover, the Xoom's Cash Pickup customer can receive their money in **Real Time** either from any DBBL branch or agent banking location.

Beside this, Western Union Cash pick customers now can receive their money in **Real Time** giving MTCN no. in his/her mobile.

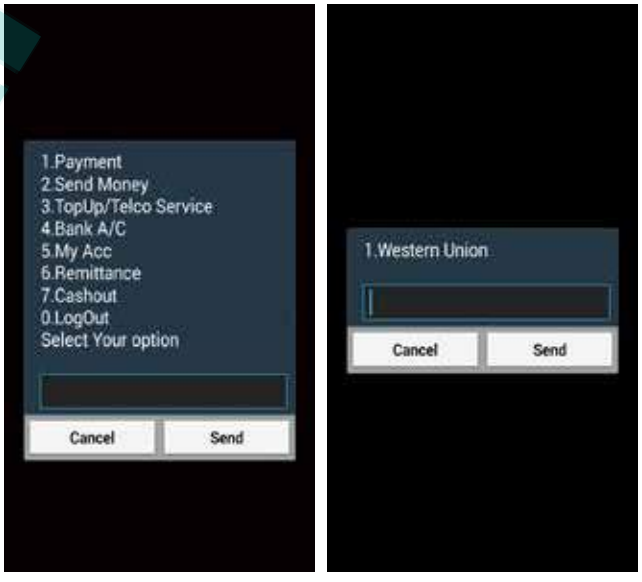

view of reciving Western Union Remitence

Inward Remittance from Western Union	*322# → 6 → 1 → 10 digit MTCN no Secret → Amount → 1 → PIN Code

Apart from this, DBBL management is giving **1% bonus** on Inward foreign remittance equivalent BDT amount **that is directly credited to Rocket Account/Agent Banking Account from abroad.** Rocket is holding 90% market share of inward foreign remittance among all operating MFS.

Unique Cheque digit

Rocket account has robust security. The account consist of 12 digits number i.e. 11 digit mobile number and additional 1 digit cheque number. As a result, if anybody gives any wrong number while transferring money to other Rocket Account, the transaction will not be successful because of having cheque digit at the end of each Rocket Account. It prevents from fraudulent activities also. If forgotten, one can retrieve his/her cheque digit and product type from the Rocket Menu in the following way:

Inquiring Cheque digit & Type of Product (i.e. ATM Free or Cash-in Free)	*322# → 5 → 4 → Secret PIN Code

Linkage Facility

Rocket is having a unique facility through which a DBBL Core banking account holder can establish linkage between his/her Core banking account with his/her Rocket account that enables him to transfer money from Core banking account to Rocket account with daily limited amount completely '**Free'**. Beside this, one can send money to any DBBL Core banking account instantly with applicable charge. These facilities separate Rocket from other MFS in the market. With this facility, a Rocket account holder can easily do Top-up, Bills Payment, P2P, Merchant Payment and ATM Cash withdrawal without having any ATM Card.

Balance recharge (Air time purchase)/Data purchase

A Rocket account holder can purchase airtime or data of any mobile operator i.e. GP, ROBI, Bangla Link, Tele Talk at any point of time having available fund in the Rocket A/c. It's a very popular product and increasing day by day to our customers.

Process Follow of transfer from/to any DBBL Card Number or Core Banking Account

Rocket account to any Debit Card	*322# → 4 → 4 → Debit Card No. → Amount → PIN
Rocket account to any Core Banking Account	*322# → 4 → 3 → CBS A/C No. → Amount → PIN
Your linked Core Banking Account to Rocket Account	*322# → 4 → 1 → 1 → Amount → PIN
Rocket Account to your linked Core Banking Account	*322# → 4 → 2 → 1 → Amount → PIN

Rocket Mobile APPS

Smart phone penetration is very high in Bangladesh. Considering the comfort of the young generation and smooth service, ROCKET has introduced transaction facility through Apps. This service is **both android and i-phone compatible**. Customer can easily download this from **"Google Play store" and "Apple Store".** Besides, Customer can choice the language from both Bangla and English.



Compliance & Legal Issues of Rocket

During the Customer acquisition ROCKET maintains the Central Bank guideline precisely. All the mobile Banking officials, Sales people, Super Agents, Direct Sales Representatives (DSRs) are well trained about the Central Bank guideline and Anti Money Laundering issues. Besides, Agents who give Cash-in, cash-out and Customer acquisition support to the Customers, are also communicated about the compliance issues time to time by the ROCKET representatives.

We don't allow duplicate ROCKET account for the same Customers. In this regard, Mobile Banking System doesn't allow account with the same NID. Besides, ROCKET officials maintain the options to check each NID from the election commission portal. During the KYC information input, system automatically checks the information from the UN sanction list. Every account is approved in the system by the Bank Officials after necessary checking. If required, Bank Officials call or physical visit the Customer for further checking.

PIN Change

It is very much usual that a Rocket account holder may require to change his/her secret PIN code for urgent purpose. Rocket account Menu is having such kind of facility through which one can reset his/her Secret PIN code by using the following path:

Rocket account PIN Change	*322# → 5 → 3 → Enter Old PIN → Enter 'New' PIN

Engagement of Trade Marketing Representative (TMR) in field

Brand visibility is the single, most powerful message that a consumer can receive. And the message says that, this product is good and you can trust this product. This brand visibility encourages and motivates the customer to look at the product along with the brand attributes.



Visibility at different agent points

One of the shortest ways to increase brand visibility, is to advertise. Advertisements can be in the form of TVC's or in the form of radio ads. They can be in print, in magazines, online or anywhere where the target audience can be found. But in Bangladesh, there are many rural or semi-urban areas which are traditionally media poor and have little access to print. Viewing the nature of MFS Product and the service provider, DBBL has engaged around **402 nos.** of Trade Marketing Representatives to delivery "Rocket" POS Materials to the retail point. Their duty don'tlimited only delivering this but to also ensuring the visibility by strong monitoring from their end.

TMR Training

Trade Marketing Management is an important element of making visible to the people. Viewing importance of this, TMR training is very much needed in MFS industry. From October 19th to November 30th, 2017, our 373 nos. of TMR has participated in a workshop of Training on Visibility Drive.





TMR Merchandizing Excellence Training & Best Performance TMR Award

Engagement of Support Direct Sales Representative (SDSR) to Super Agents

Presently, we are having around 203,351 nos. of Agents against 1,609 nos. of Distributor Sales Representatives (DSR) who are working across the country within our Distribution line. Each DSR has to visit approx. 90 agents per day which is not possible. As such, we have engaged support DSR in aid to facilitate to standardize/ rationalize the geo metric distribution service approach and strengthen present channel which has added value in our regular distribution service in particular as well as business as a whole. Now, DSRs visit frequency are daily 50 Nos. of agents/day in Metro areas, 40 nos. of agent/ day in urban areas and 35 nos. of agent/day in rural areas.

We have observed a positive growth in overall transactions, activation of New Agents, Activation of New Customer and the business growth as well as to motivate the agents for support DSR project.

DBBL Initiated Agent Meet in Different Region

DBBL successfully arranged Agent Meet on September & October 2017 across the nation among 241 Super Agents. The Rocket team demonstrated the Business portfolio, targets & success story way forward of Rocket in different Super Agent Meet. That was a tremendous response from the field and Rocket has got a great mileage from that for sure. Viewing this response, management of DBBL planned to do more this kind of Agent Meet after justified interval.





Agent meet & Super-Agent Meet

Positive impact on the socio-economy by ROCKET

Rocket brings the paradigm shift in the socio economy in the rural areas by creating full range of financial services including savings, insurance, credits and others.

ROCKET inclusive banking program has increased access to finance facilitates for the people, entrepreneurship among the unemployed people. Over 0.20 million Agents are now involved to give banking facilities as a new business or expansion of their previous business. Besides, it has brought dynamic solution in transferring money in the value chain of the rural marketing system. People from distinct places can do marketing of their seasonal crops, homemade products directly with the urban areas by the help of ROCKET Cash-in/out, Merchant payment services. It increases the habit of force saving among the poor people which help the formation of domestic capital, spurring entrepreneurship. Besides, ROCKET increases women empowerment at the pastoral areas by introducing financial inclusion to them which significantly reduces early marriage and child mortality.

Rocket introduces technology adaption for the development of e-government services in Bangladesh. It has reduced the scope of corruption in the Government and private organizations related to salary/fund disbursement or payment collection.

ROCKET is working with the NGOs' consortium for instantly providing cash donation by mobile banking service in the remote coastal areas. Till now, it served around 0.25 million beneficiaries with the cash disbursement support of Tk.500.00 million.

These financial developments reduce the overall income inequality, increase income growth and accelerate poverty alleviation.

Development program for the Field Staffs

Rocket has arranged regular training and development program for the Field Staffs in order to create a professional and skilled workforce. Besides, as a part of maintaining compliance issues, we have run audit and survey throughout the year at the all concern part of the mobile banking operation. Moreover to create strong understanding about compliance and to be aligned to the Bangladesh Bank guidelines we have conducted several workshops for our field staffs especially on Business trend & Anti Money Laundering issue.



Training for Field Staffs

Garments Salary Disbursement

A major shift to digital payments from Business to individuals is not a dream now a day in Bangladesh. The continued transition to company salary payment is an important step for a successful shift toward a less cash economy. Rocket is the pioneer and popular payment disbursement solution for the corporate bodies and different government and private houses.

Digitization of payment system is one of the priorities of the government.Rocket is holding almost 90% market share of disbursement among all the MFS operating in Bangladesh. Apart from this, we are disbursing salaries / allowances to the employees/ beneficiaries of different government organization, grants to the natural calamity affected people, insurance claims /payments, staffs of AC Land office, UP Chairman, Member, Secretary and Village Police of different districts.

Stipend Disbursement of Education Ministry

During the year 2017, we have also disbursed stipend to 1,717,076 nos. of students account under Secondary Education Stipend Project (SESP) of Ministry of Education through opening of account at 13,741 schools under 218 Upazilla. Under Stipend Project for the Student of Degree (SPSD), we have disbursed stipend to 383,886 nos. of students account through opening of accounts at 2851 nos. of Colleges under 499 upazilla & thana of 64 Districts.

We have also disbursed stipend to 2,139,089 nos. of student from class VI to class X under SEQAEP Project of 9,600 nos. of institutions of 229 upazilla and 854,672 nos. of student to Higher Secondary Student under HSSP project of 6,927 of 499 Upazilla during 2017.





Stipend Disbursement Launching Session

Bill Payment/Tuition Fees/Admission Fee

ROCKET is a lifestyle product. Nowadays, "Bills Pay" is becoming a very popular product among the Governmental/Non-Governmental organization and people. Presently, **more than 90%** Bills pay transaction have been taking place through ROCKET. ROCKET Customers can pay their different monthly or onetime payment like Educational institutions admission/ monthly fees, utility bills through this facility. To avail the service, Customer gives the Biller ID (Institution code), bill number, own ID and the amount in the respective field for making payment. Recently, DBBL has signed an agreement through which an Indian Visa Applicant will be able to make payment of their VISA fee through Rocket. Almost all the renowned Universities are collecting their admission fee through Rocket.



Agreement Signing for Collection & Bills Pay

Collection

Collection is a unique product of Rocket though which large business houses having a wide network of distribution houses across the country are getting fund collection solutions from ROCKET. This is very much popular among the corporate houses specially FMCG. During 2017, we have made agreement with Agrani Trading (Distributor of BAT), HAMKO Corporation, Rahimafroze renewable energy Ltd.

Disbursement to NGO beneficiaries

Rocket also working with most renowned International / Local NGO's Un bodieslike WFP (World Food Program), OXFAM, Islamic Relief, Muslim Aid, Solidarity International, Christian Aid, SARPV-Care Bangladesh, Caritas, Shakti Foundation, Grameen Shakti, CARE, Cocern World Wide, Rahimafroze etc.

Insurance Payment collection and Disbursement

Collection of Insurance Premium through Rocket is an innovative method that DBBL has delivered to the insurance Industry. Payment by own through a mobile is always convenient to the policy holders which saves their time and reduces the cost and tension.

Account activation campaign through Brand Promoter

KYC is the key to everything. The number of customer increases the number of transaction of Rocket. Presently, we are having more than 14.15 million of Rocket account holders in our system. To accelerate the customer acquisition rapidly, management has decided to deploy Brand Promoters across the country those are working since November 2017. It is expected that this campaign will create positive vibration in the market of Rocket in terms of visibility & footprint of our distribution.



New KYC Acquisition through Brand Promoters

Visit of AFI (Alliance for Financial Inclusion)

It was a prestigious event indeed for DBBL management that AFI, a consortium of 32 countries united for a common view of Financial Inclusion, has expressed their interest to visit Garment Industries where Salary is disbursing through Rocket and DBBL Agent banking outlet to get practical experiences of financial inclusion process happening in Bangladesh. They have visited Genesis Washing Plant Ltd. and 02 Agent banking points at Gazipur. They expressed their high satisfaction to see the process of disbursing & receiving money, they talked with the beneficiaries and impressed.





Briefing on Salary Disbursement to AFI team

The owner of an outlet conducts banking transactions onbehalf of a bank. Globally these retailers are being increasingly utilized as important distribution channels for financial inclusion. Bangladesh Bank has decided to promote this complimentary channel to reach out to the unbanked and underserved segments of the society as well as existing bank customers with a range of banking services especially to geographically dispersed locations.



DBBL Agent Banking Outside View

Agent Banking

Agent Banking is a system of providing limited scale banking services to the underserved population through engaged agents under a valid agency agreement, rather than a teller/cashier.

DBBL Agent Banking Market Infrastructure

DBBL use the distribution model to operate this Agent Banking channel under the guideline of Bangladesh Bank where Cash rebalancing is quite easy for Master Agent rather Branch Banking model.

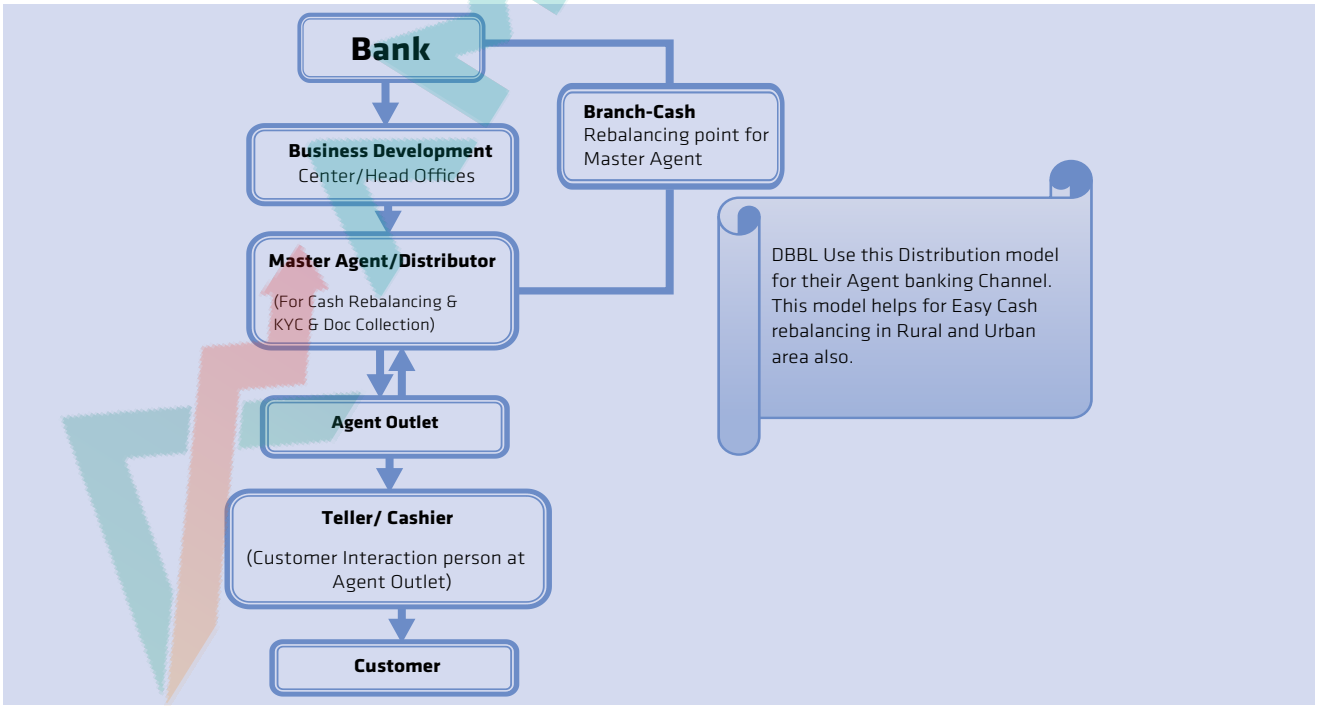

Agent Banking Model

- All Transactions are Real-Time.
- All Transactions are authenticated by Bio-authentication (fingerprint) of Customers.
- Customers get SMS Notifications if mobile number included at the time of Registration
- Agent outlets are equipped with Bio-Metric devices; by which customer registration & other banking services can be done.

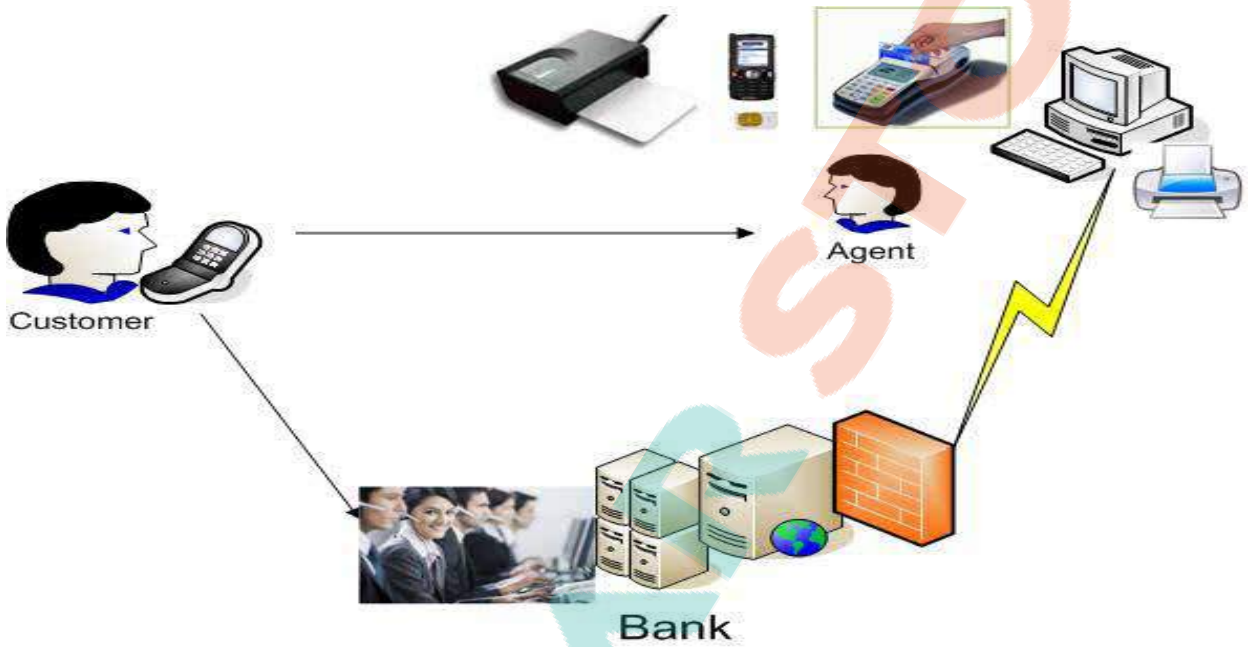

Technical Tools



What is Biometric Account?

Biometric Account is an account opened by the customer registering his/her Finger-Print at DBBL nominated Agent Banking outlet.



Bio-Metric Account Registration to create Agent Banking Customer from "Agent Outlet"

Geographical coverage

DBBL started Agent Banking Pilot Launching on 19th January 2015 to serve the un-banked people with 100% secured transaction using their Finger Print from any corner of the country. DBBL already launched 1,503 Agent Outlet covering 477 Upazilla under 64 District by the end of Dec 2017. An Agent Outlet is the place where customer can get DBBL Agent Banking services. We are having 448 nos. of Master Agent engaged in re-balancing service to our Agent Outlets for smooth operation of client service.

SL	Region Name	District Coverage	Agent Banking Office	Upazila Coverage	Number of Outlets
1	Barisal	10	10	66	179
2	Chittagong	5	6	38	91
3	Comilla	6	6	53	140
4	Dhaka North	3	11	14	146
5	Dhaka South	3	7	22	130
6	Khulna	10	10	59	147
7	Mymensingh	6	6	59	156
8	Rajshahi	9	9	73	212
9	Rangpur	8	8	56	186
10	Sylhet	4	4	37	116
	Total	**64**	**77**	**477**	**1503**

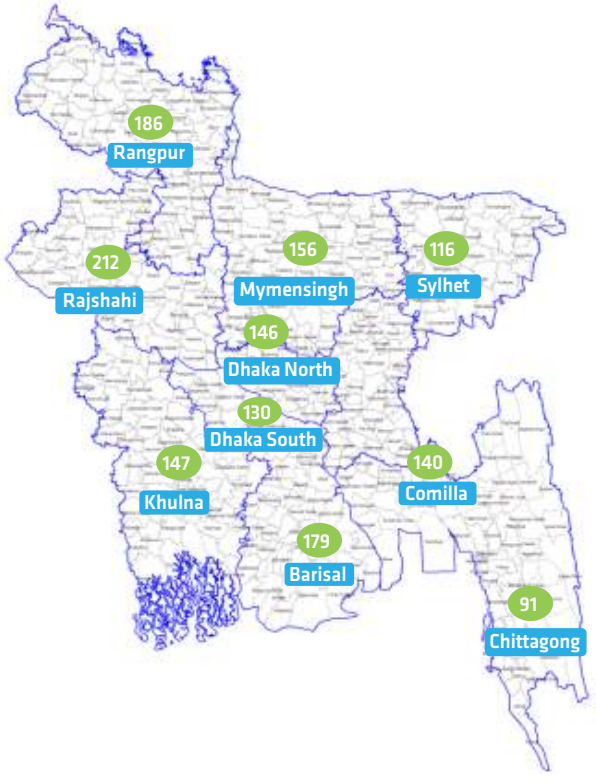

Products and Services of DBBL Agent Banking

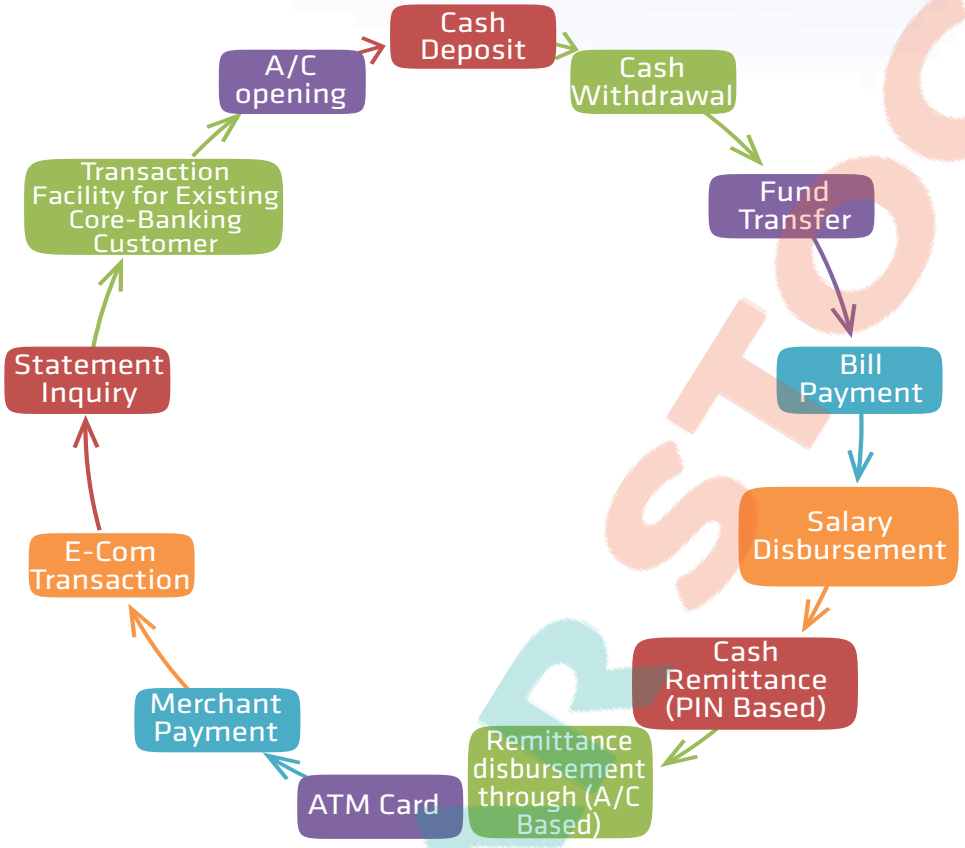

- **Account Opening or Registration**

  Customer can register Biometric Account from any Agent Banking Outlet authorized by DBBL. Customer can also register from country wide at any. DBBL Branches and Fast Track Customer will get an "Account Card" mentioning Account Number and other information immediate after opening of Biometric Account. However, the Bank Official verifies the information on the KYC form and authorizes the account. Normally, it takes 1-3 working days for full approval.

- **Opening of DPS Account**

  Biometric Deposit Plus Scheme (DPS) is a special type of Savings product designed for the small savers who can save money on monthly basis. The amount to be deposited every month is Tk.100/- per month or its multiple and the tenure is 3, 5, 8 or 10 years. An attractive interest rate is offered for this product. The monthly installment is realized automatically from the Biometric Savings Account of the Customer.

- **Opening of FDR**

  Biometric Fixed Deposit (FDR) is a special type of Term Deposit product designed for the savers who are willing to deposit money for specific time period. The Customer can open Biometric FDR for Tk.10,000/- and above amount for 3, 6 & 12 months tenure. An attractive interest rate is offered for this product. Cash transaction for opening the FDR will not be allowed. FDR will be opened by debiting one's Biometric Account and will be credited to that Account at the time of encashment.

- **Cash Deposit and Withdrawal from Agent Outlet**

  Customer can deposit money immediately after registration but withdrawal is allowed only after the approval of the Account.

- **Linkage between Core Banking & Agent Banking**

  The beauty of our Agent Banking system is that our Core Banking Customers' can establish linkage by registering their Finger Print in any of DBBL Branches with his own Core Account and can enjoy cash withdrawal facilities from any Agent outlet. But deposit facility is available for all Core Banking Account holders without doing any finger print registration.

Upcoming Product in 2018

In 2018 DBBL Agent Banking will going to launch "Loan Product" for Agent Banking Saving/MSE Customers. Under this Loan Product DBBL will Launch 4 types of Loan in this primary stage:

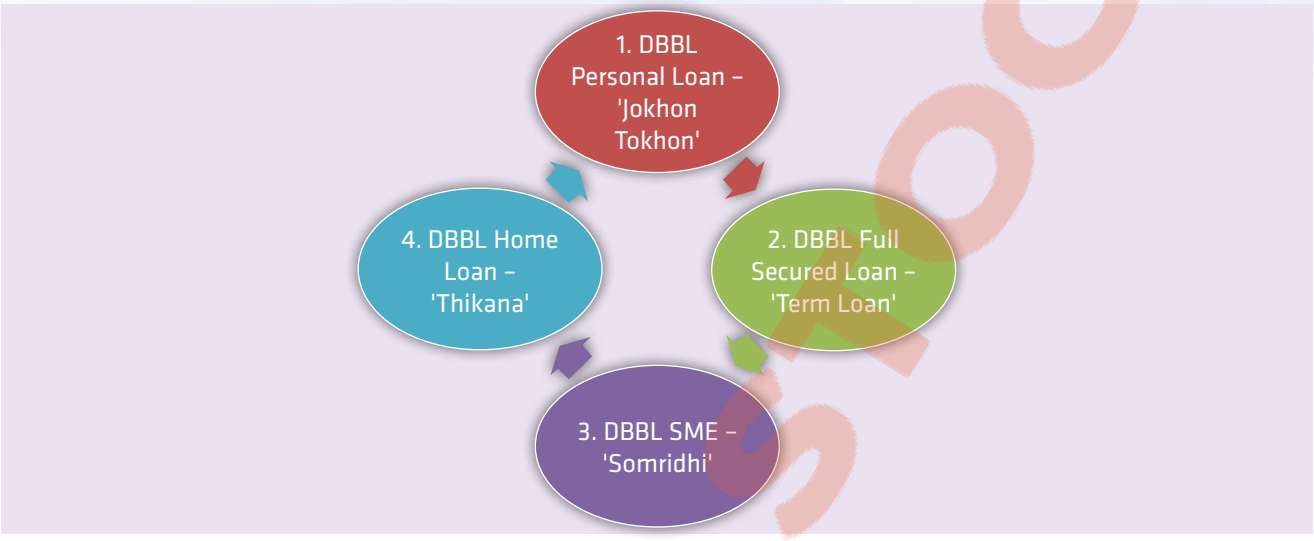

Daily Number of Transaction & Amount Limit (Regulated by BB) for Agent Banking Customer from Agent Outlet

Considering the Agent Banking Customers' demand, following the Bangladesh Bank guideline the transaction limit has been designed.

Taka in Million

Daily Number of Transactions and Amount Limit						
Nature of Accounts	Cash Deposit		Cash Withdrawal		Transfer/BEFTN/ Inter-bank/Intra-Bank	
	No. of transactions	Total Volume	No. of transactions	Total Volume	No. of transactions	Total Volume
Current Account	4	0.60	2	0.50	4	1.50
Savings Account	2	0.40	2	0.30	2	0.50
Special Notice Deposit (SND)	4	0.60	2	0.30	4	1.00

Fee and service Charges for the Customers

Service Type	Same Territory*	Other Territory*
Registration	Free	N/A
Deposit Agent Outlet	Free	0.25% of TXN Amt.
Withdrawal Agent Point	Free	0.50% of TXN Amt.
Deposit at DBBL Branch / FT	Free	Free
Withdrawal at DBBL Branch / FT	Free	Free
Withdrawal from DBBL ATM	Free	Free
P2P amount transfer	Free	0.25% of TXN Amt.
Bill Payment*	Tk.5/- to Tk.50/-	Tk.5/- to Tk.50/-
Balance inquiry Fee	Free	Free

Service Type	Same Territory*	Other Territory*
Statement inquiry Fee	Free	Free
Salary Disbursement/Remittance Disbursement/Merchant Payment	Free	Free

*Each Upozilla /city corporation considered as a single Territory. If Customer open an account in a Territory and doing all type of transaction within a Territory then Customer charge is Zero but if doing transaction in other territory then charge will applicable as per above Table.

Services at Different Channels of Dutch Bangla Bank

- All Agent Outlets
- All DBBL Branches
- ALL DBBL ATMs and Fast Tracks
- Internet Payment Gateway
- All Merchants Outlets

Restrictions/Prohibited activity for Agent Outlet (Regulated by Bangladesh Bank):

Agents are not allowed to provide the following services on behalf of the banks:

- Enter into agent banking contract with more than one bank.
- Operate or carry out an electronic transaction when there is communication failure/error in the system;
- Carry out a transaction when a transactional receipt or acknowledgement cannot be generated;
- Charge customers directly any fee beyond banks' prescribed fees;
- Offer any type of guarantee in favor of any customer;
- Offer banking services on its own accord (provide banking services on its own account similar to those provided by it under an agency contract) or offer services that the principal is not authorized to offer;
- Continue with the agency business when it has a criminal record or disciplinary case involving fraud, dishonesty or any other financial impropriety;
- Provide, render or hold itself out to be providing or rendering any financial service which is not specifically permitted in the contract;
- Open accounts, grant loans or carry out any appraisal function for purposes of opening an account or granting of a loan or any other facility;
- Make debit or credit transactions using cheque;
- Transact in foreign currency;
- Representing the bank in any means to a third party without written consent from the bank; and
- Be run or managed by a bank's employee or its associate.

Agent Outlet inauguration/Launching Program

All the Agent Outlets are selected considering the needs & demographic condition of that area. DBBL has covered 477 Upazilla and successfully ensured footprint in those areas. Local people & other renowned citizens are invited to attend in inaugural program of Agent Outlet and a large number of people are seen to be present in each program.





view of inaugural program

Sales and Marketing Activities

To promote the DBBL Agent Banking massive marketing activity is going on across the country through **Uthan Boithak**, **KYC Mela**, **Rally**, **Gomvira**, **Jatra** etc. to attract people to open biometric accounts. Presently, we are having more than 0.74 million accounts in Agent Banking. We have emphasized on opening female account in our channel and several program has been kicked off in this regard.



DFID-Governance Adviser visit the Uthan Boithak-organized by DBBL Agent Outlet Owner



Rally for Promoting Agent Banking



Uthan Boithak for Financial Literacy

Uthan Boithak, like many other activities, is a special initiative by DBBL to increase financial literacy. It is an endeavor by the partners to bring more customers under the financial umbrella and make them understand the benefits of having bank accounts. Lot of people are still excluded from formal banking and they do not know the advantages of banking hence awareness campaign is organized to let people know the benefits and advantages of banking. Partners inform people of the locality beforehand that there will be an awareness session regarding " Agent Banking" which will be done by bank officials. Bank employees conduct the session with the help of partner and ensure interested people open account.

Different KYC Hunting program is going on in different community



Uthan Boithak



Customer campaign inside the outlet





Campaign at College area



ABRO Campaign visit



Door to Door Campaign



Agent Meet and Field Force Drive Plan



Deposit target achievement celebration and promise for 2018 target achievement

Training & Development Program

In the endeavor towards achieving excellence training and development is a must. It is a continuing process and DBBL always run training & development programs as and when required for both partners and employees.

DBBL ensure two types of Training who are engaged with this Agent Banking:

a. Class Room Training
b. On the Job Training

Disbursement

DBBL Agent Banking Disbursement product is a lucrative product for the salaried person. People can meet their financial needs with low cost by using this account. DBBL already introduced 45 Company's Salary/wages disbursement amount is more than Tk.960 million through 137,376 individual accounts which is remarkable.



RMG Worker withdrawing Money after Salary Disbursement by her Company

Bills/Utilities payment

DBBL Agent Banking Bills Pay product is a popular product for the Rural people. DBBL already introduced 43 Company's Bills pay collection among them NID correction, Farmer's Loan collection, College Admission Fees, Insurance Premium etc. is remarkable.

DBBL has started Pilot for REB Bill Collection from Kalapaharia Char under Narayangonj District.



Bills Pay Agreement with Rupali Life insurance

BB- AFI Joint Learning Programme on Digital Financial Services 2017

Bangladesh Bank (BB) and Alliance for Financial Inclusion (AFI) organized a joined learning program where DBBL Agent Banking participate activity for their DFS innovation in Agent Banking Arena. Bangladesh Bank High Officials and 23 Countries 32 Participants from AFI also present the session. They visited some DBBL Agent Banking Outlet on dated 6th December 2017. AFI Deputy Executive Director Mr. Norbert Mumba also visit the DBBL Agent outlet and showing interest to learn more about the DFS in Bangladesh using this channel.



AFI and Bangladesh Bank team visit at DBBL Agent Outlet



AFI Deputy Executive Director Mr. Norbert Mumba visit the DBBL Agent Outlet

DFID and BFP-B Team Visit

To see the real Financial Inclusion using Agent Banking Channel especially in Rural Area; DFID and BFP-B Team visit the DBBL Agent Banking Outlet in different area.







DFID and BFP-B Team visit DBBL Agent Outlet together

Performance Comparison: 2016 and 2017

Transactions amount & growth.

Particulars	31 December 2016	31 December 2017	Growth
	Number	Number	
Agent	392	448	14%
Outlet	1,080	1,503	39%
Biometric A/C	320,389	721,120	125%
DPS	44,014	62,993	43%
FDR	3,223	4,147	29%
Remittance	28,315	105,315	272%
Disbursement	123,686	189,906	54%
Bills Pay	5,233	15,962	205%
E-COM & POS	2,185	10,300	371%
Transactions (Cash Deposit, Withdrawal & Fund Transfer)	2,326,403	5,976,500	157%


AMAR STOCK



Any time
Anywhere

awards

AMAR STOCK


AMAR STOCK



Dutch-Bangla Bank has been awarded the leading partner bank in Bangladesh by the Asian Development Bank (ADB). DBBL has proved to be a strong and reliable partner under the Trade Finance Program (TFP) of the ADB. DBBL has been awarded this prestigious recognition for the three consecutive years that the ADB has given awards in this category in each country under ADB's Trade Finance program operations.


AMAR STOCK



As an appreciation and for overall contribution in the Digital World-2017, DBBL was awarded the "Best Management Award" by the authority of Digital World-2017 at Hall of Fame of BICC, Dhaka.

Mr. Abul Maal Abdul Mohith, MP, Honorable Minister for Finance, Peoples Republic of Bangladesh was present as the chief guest at the closing ceremony of the Digital World-2017.


AMAR STOCK



Any time
Anywhere

agreements signed

ANDER STOCK


AMAR STOCK



Dutch-Bangla Bank signed an agreement with Bangladesh Rural Electrification Board for collection of electricity bill through DBBL Agent Banking.



Dutch-Bangla Bank signed an agreement with Bangladesh Bank's Project Coordination Unit (PCU), Skill for Employment Investment program (SEIP) under SME and Special Programs Development for stipend disbursement among the participants of the training program through Bank's Mobile Banking Service Rocket.


AMAR STOCK



Any time
Anywhere

events

AMAR STOCK


AMAR STOCK



As in the past, Dutch-Bangla Bank participated in the Dhaka International Trade Fair (DITF) 2017. The Export Promotion Bureau (EPB) has awarded DBBL for its overall contribution in DITF. A representative from DBBL is seen receiving the crest from Mr. Syed Ashraful Islam, Hon'ble Minister, Ministry of Public Administration, Govt. of the People's Republic of Bangladesh.



High officials of Bangladesh Bank and some foreign delegates from Alliance for Financial Inclusion (AFI) visited the Agent Banking Point at Gazipur.



Honorable Chairman of Dutch-Bangla Bank, Mr. Sayem Ahmed is seen delivering speech in the inauguration ceremony of the disbursement of scholarship of the Government to the higher secondary students through DBBL Mobile Banking "ROCKET".



Mr. Sayem Ahmed, Chairman of the Board of Directors of the Bank inaugurated the Bank's first VIP Banking Lounge at the Bank's Gulshan Branch premises, Dhaka.



Dutch-Bangla Bank has become the Title Sponsor of Home series of Bangladesh Cricket team for 02 years effective from September 2016.

Mr. Abul Kashem Md. Shirin, Managing Director & CEO of the Bank was present at the Title Sponsorship Declaration Ceremony of the Rocket Bangladesh VS Australia Test Series 2017 held at Sher-e-Bangla National Cricket Stadium, Mirpur, Dhaka.



Dutch-Bangla Bank has been sponsoring the 7th Dutch-Bangla Bank Golf Tournament 2017 organized by Shaheen Golf and Country Club, Patenga, Chittagong.



Pavilion of Dutch Bangla Bank at Dhaka International Trade Fair (DITF) 2017.



Dutch-Bangla Bank stall at Digital World 2017.



Any time
Anywhere

retail banking, school banking & VIP banking


AMAR STOCK

BUSINESS OPERATIONS

Retail Banking Lending Products

DBBL offers a variety of Retail Lending products to meet the demands of its targeted customers. This wide range of products includes Personal Loan, Car loan, Home Loan, Secured Loan & Secured Overdraft etc. These products are designed to offer maximum flexibility & convenience for the customers keeping the pricing very competitive.

Presently a good number of Banks & Non Banking Financial Institutions are offering Retail Lending products due to the retail market expansion and profitability. DBBL, one of the largest Retail Banks in the country in terms of total number of Individual customers and distribution network, has enormous potential to grow in Retail Lending side. In the year 2017, DBBL has increased its focus on Retail Lending & has managed to disburse higher amount of Retail Loans over the previous years and experienced higher net growth in portfolio as well.

Retail Business Division was restructured and new business channels were introduced in the year 2017 to reach larger number of retail customers & increase the business growth gradually in addition to existing Branches and other outlets.

DBBL introduced Retail Lending Products in September 2007. The product features were revised simultaneously over the years to make it more attractive to the customers.

The features & purpose of the Retail Lending products can be defined as under:

DBBL Home Loan-Thikana

Purpose:

- To buy new or old house/apartment
- To construct/ extend house/apartment
- To renovate/alter existing house/apartment
- Taking over of the existing housing loan from other Bank/Financial Institution
- Refinance of an own availed house/apartment (date of purchase/ handover/completion of construction will be no later than 1 year)

Customer Segment:

- Salaried Executives
- Professionals (Doctors, Architects, Engineers, Chartered Accountants etc.)
- Landlord/Landlady
- Self employed

Loan Amount:

- Minimum BDT 200,000/-
- Maximum BDT 12,000,000/- or 70% of the property value whichever is lower
- For renovation purpose: Maximum BDT 7,500,000/-

Age:

- Minimum 18 years
- Maximum 70 years for 1st applicant at the end of loan tenure

Nationality:

- Bangladeshi

Repayment Tenure:

- Up to 25 years

** Conditions Apply*

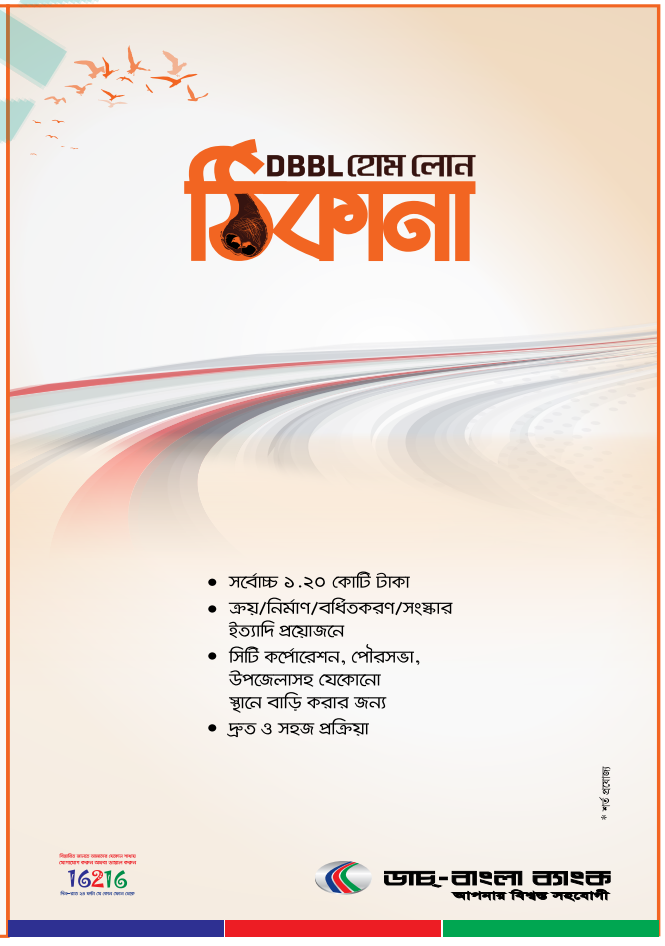

DBBL Personal Loan-Jokhon Tokhon

Dutch-Bangla Bank offers Personal Loan facility to meet wide range of personal requirements.

Purpose:

Meet the expenses for-

- Medical
- Education
- Marriage
- Travel
- Festival
- Purchase of tools for professionals and setting up office premises
- Purchase of Consumer Durables & Lifestyle products
- Any other valid purpose

Customer Segment:

- Salaried Executives
- Professionals: (Doctors, Architects, Engineers, Chartered Accountants etc.)
- Landlord/Landlady
- Self employed

Loan Amount:

- Minimum BDT 50,000/-
- Maximum BDT 2,000,000/-

Age:

- Minimum 18 years
- Maximum 70 years at the end of loan tenure or retirement age whichever is earlier

Nationality:

- Bangladeshi

Repayment Tenure:

- Up to 60 months

** Conditions Apply*

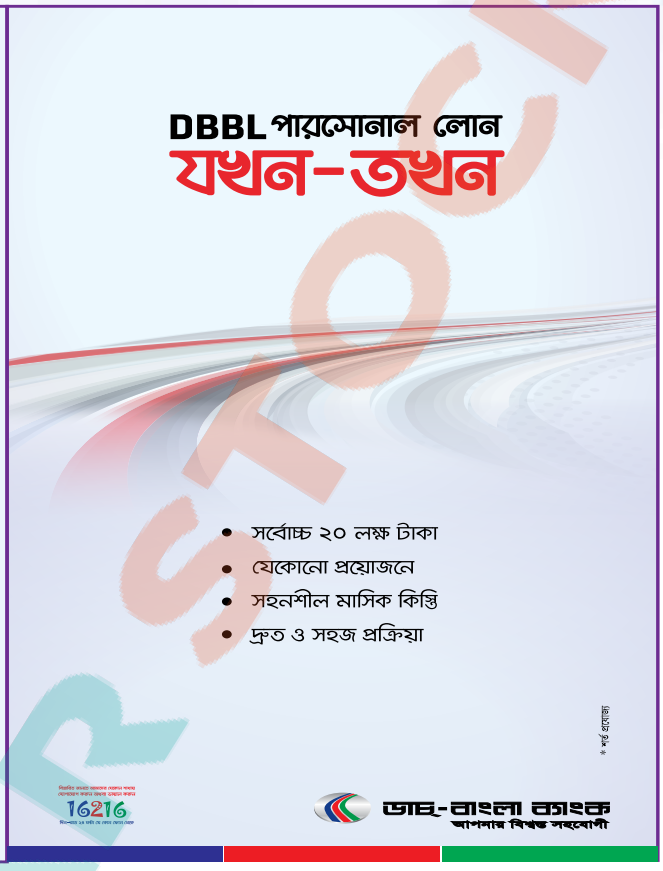

DBBL Car Loan-Prottasha

Get a DBBL Car Loan today to own the vehicle of your choice and ensure a comfortable & safe ride for you/ your loved ones.

Purpose:

- Purchase of new and reconditioned vehicles for personal use only
- Refinance of an own availed car (Date of purchase no later than 1 year)

Customer Segment:

- Salaried Executives
- Professionals (Doctors, Architects, Engineers, Chartered Accountants etc.)
- Landlord/Landlady
- Self employed

Loan Amount:

- Minimum BDT 100,000/-
- Maximum BDT 4,000,000/- or 50% of the vehicle value whichever is lower

Age:

- Minimum 18 years
- Maximum 70 years at the end of loan tenure

Nationality:

- Bangladeshi

Repayment Tenure:

- Up to 60 months

** Conditions Apply*

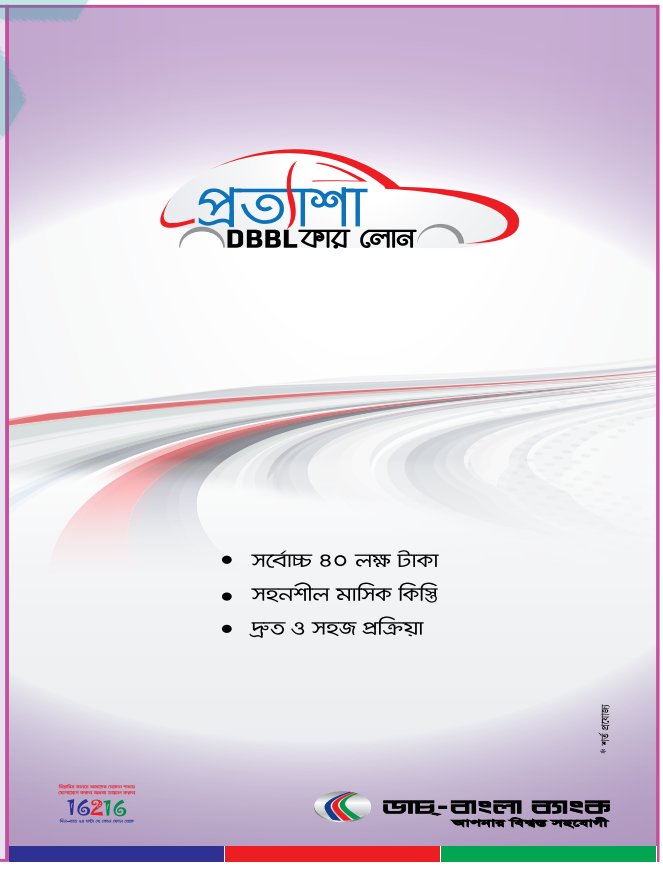

Portfolio Mix

DBBL Retail Loan portfolio has been increased significantly y-o-y. Other than credit card, portfolio stood at Taka 10,243 million approximately, comprising Home Loan 31.10%, Personal Loan 58.49%, Car Loan 1.14%, Full Secured Loan (including SOD-Individuals) 9.27%, at the end of December 2017. Retail Loan increased by 162% from December 2016 and Portfolio Mix in 2016 and 2017 are furnished bellow:

RETAIL LOAN PORTFOLIO MIX

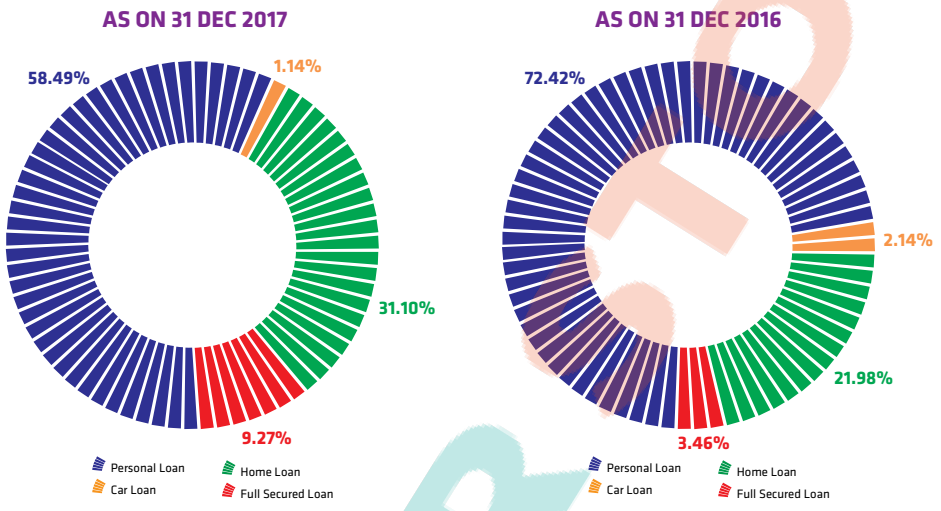

Year-wise Retail Loan Disbursement Trend

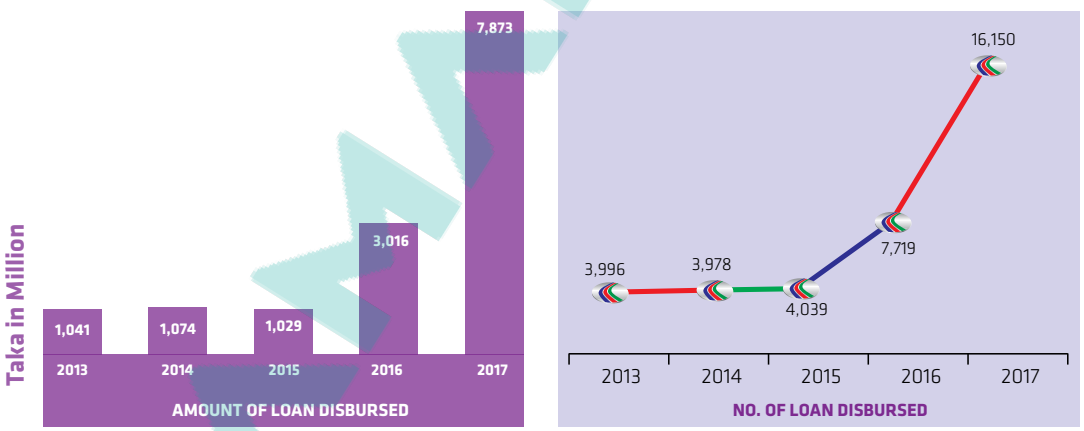

Year-end Retail Loan Outstanding & No. of Account

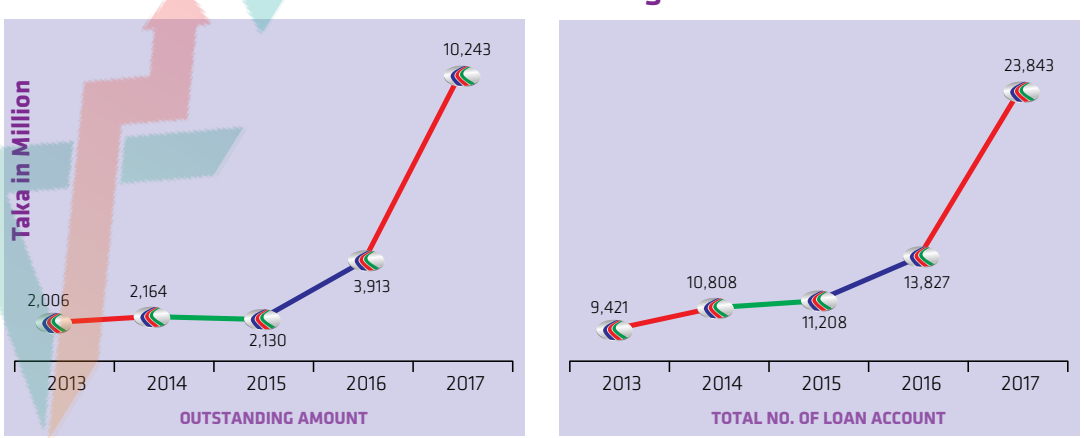

DBBL School Banking

Dutch-Bangla Bank launched the "DBBL School Savers Account" in 2011 with the objective to implant the habit of contemporary banking practice from an early age into the students and to popularize the usage of ATM and technology.

"DBBL School Savers' Account", a program designed to balance convenience for parents and their children with financial responsibility. This account enables students to manage their online account on their own schedule with convenient 24/7 access to their funds through ATM and internet. "DBBL School Savers Account" may be one of the best ways to encourage the savings aptitude of the school going students and to help a student learn how to budget, account for and manage their own fund for higher education.



Key Features & Benefits of Account

Bangladeshi students aged below 18 (eighteen) years can open the account

- Interest bearing savings account
- Opening deposit as minimum as BDT 100/- only
- Free DBBL Nexus Debit/ATM Card
- No renewal fee for DBBL Nexus Debit/ATM Card
- No yearly account maintenance/service fee
- Free SMS alert service
- 24 hour cash withdrawal facility by using the largest ATM network
- e-Commerce facility for payment of tuition fees, purchasing of books, stationeries etc.
- Cash-free purchase/shopping through large POS network
- In addition to wide range of branch network, convenient deposit facility through Cash Deposit Machine at Fast Tracks across the country
- This account will be jointly operated by the student with parents or guardian

As a part of financial inclusion endeavor in 2017, DBBL has conducted Financial Literacy Campaign in 696 numbers of educational institutions across the country through its branch network to boost up and create awareness of School Banking Products among the students, guardians and educational institutions.

Moreover, DBBL arranged Financial Literacy Campaign as Lead Bank in Sylhet & Moulvibazar District as per guidelines of Bangladesh Bank. Now DBBL has 171,362 numbers of School Banking Account through core banking network as of December 31, 2017 including the scheme Account.

In addition, DBBL is also collecting tuition fees from (09) educational institutions such as BAF Shaheen School, International Turkish Hope School, American International school, Dhaka (AISD) etc. through Nexus Payment Gateway.

Year	No. of School Banking A/C	Balance (in Crore)
2015	98,328	262.47
2016	123,172	342.99
2017	171,362	406.71



Kurigram Branch attend at School Banking Fair 2017



Rally of Laxmipur Branch at School Banking Conference 2017



DBBL Stall at Bogra in School Banking Fair 2017



Sylhet Branch organized School Banking Campaign as a Lead Bank

DBBL VIP Banking

Dutch-Bangla Bank believes in its uncompromising commitment to fulfill its customer needs and satisfaction and to become their first choice in banking. In order to serve better and to ensure segment wise customer services, the bank decided to introduce ***"VIP Banking"*** for the existing and new high net worth customers, recognizing their contribution to the bank.

In just less than a year the bank launched two ***"VIP Banking"*** lounges in Gulshan area. The first lounge was opened in the bank's Gulshan branch on 14th March 2017 and subsequently the second lounge was launched on 30th December, 2017 in Gulshan Circle-1 branch. The bank has taken initiatives to open more lounges in the near future.

Dutch-Bangla Bank VIP Banking offers a thoughtful bouquet of exclusive services, benefits and banking solutions to the Bank's prime customers. VIP customers are entitled to special facilities and privileged services from all of our VIP lounges/branches through dedicated Relationship Managers and branch personnel.

In its first year of operation, VIP banking witnessed a positive trend in its number of customers as well as amount of deposit. As on December 2017, the bank has 1,595 number of VIP customers with a total amount of VIP deposit of BDT 6,875 million.



Inauguration of the first VIP Lounge of DBBL at Gulshan Branch on 14th March 2017 by the Honorable Chairman of the Board of Directors in presence of senior management of the bank



Presenting the first VIP Welcome Kit to Honorable Chairman of Board of Directors by Managing Director & CEO



Lobby area of the Gulshan VIP Lounge



Common Space of Gulshan VIP Lounge



Inauguration of the second VIP Lounge of DBBL at Gulshan Circle-1 Branch on 30th December 2017 by the Honorable Managing Director and CEO of the bank



Lobby area of the Gulshan Circle-1 VIP Lounge



Inner Space of Gulshan Circle-1 VIP Lounge



Any time
Anywhere

SME finance

AMAR STOCK


AMAR STOCK

DBBL SME Banking

Small and Medium Enterprises (SME) is one of the most promising segment of the business arena of this country. Consisting Cottage, Micro, Small and Medium Enterprises (CMSMEs), it is considered to be one of the most pivotal instrument to generate new employment, eliminate poverty and ensure positive impact on growth of the economy.

Keeping that in mind, to cater the financial needs of this sector, DBBL is offering several products focused on CMSME Sector. Key Features of DBBL SME Products:

- Simplified application process
- Faster approval and disbursement
- Financing up to Tk.750.00 million
- Easy and flexible collateral arrangement
- Simple Documentation and faster processing.
- Attractive rate of interest
- Flexible repayment terms
- Partial and full prepayment options
- No processing fee

DBBL is always working for the betterment of the CMSME sector and equipped with innovative products and resources to cater the need of the industry.

SME products which are currently offered by DBBL

সমৃদ্ধি
DBBL SME TERM LOAN

- Entertain the needs of expansion of existing business, procurement of machinery, fixed assets etc.
- Maximum tenor up to 10 years.
- Attractive interest rate.
- Affordable monthly installment.

লেনদেন
DBBL CASH CREDIT

- Cash Credit facility to fulfill the requirement of working capital.
- For various business entities under CMSME.
- Attractive interest rate.
- No renewal fee.

চাহিদা
DBBL SME PROPERTY LOAN

- Exclusively designed to entertain the SME segment involved in the service sectors.
- Finance against property.
- Facility up to Tk.12.00 million.
- Maximum tenor up to 10 years.
- Attractive interest rate.
- Affordable monthly installment.

উৎসব
DBBL FESTIVAL LOAN

- To meet up seasonal working capital requirement.
- Facility up to Tk.20.00 million.
- Bullet payment facility.

উদ্যোগ

DBBL Women Entrepreneurs Term Loan

- Term loan specially designed to meet the requirement of Women Entrepreneurs.
- Facility up to Tk.5.00 million.
- Maximum tenor up to 5 years.
- Attractive interest rate.
- Affordable monthly installment.

সফলতা

DBBL Women Entrepreneurs Cash Credit

- One of the exclusive packages that understands the need of Women Entrepreneurs.
- Cash Credit facility up to Tk.5.00 million.
- Attractive interest rate.
- No renewal fee.

পেমার

DBBL DISTRIBUTOR FINANCING

- Cash Credit facility for distributors.
- Facility up to Tk.20.00 million.
- No renewal fee.

DBBL PRANTIK প্রান্তিক

- A specialized lending facility for marginal landless people.
- Facility up to Tk.50,000/-
- Affordable monthly installment.

DBBL always believe in business expansion with careful observation. A snapshot of steady growth of SME Portfolio is presented below:

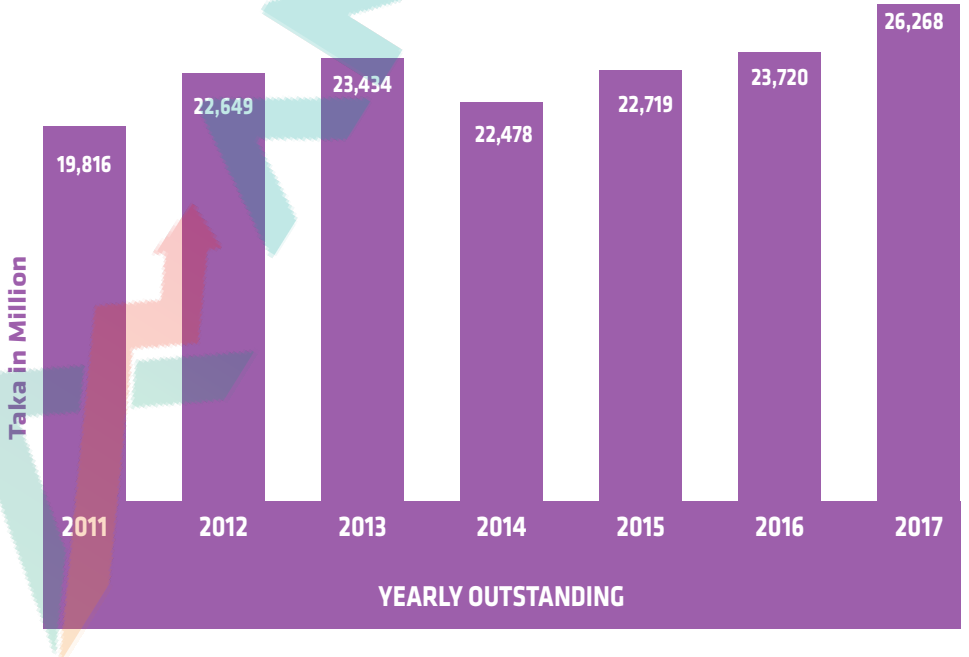

Participation in Open Loan Disbursement Program



DBBL successfully participated in Open Loan Disbursement Program organized by Bangladesh Bank, Barisal. Mr. Fazle Kabir, Governor, Bangladesh Bank handed over the Pay Order of Tk.4.00 million to our valued SME borrower.

Financing in Trading Business & Manufacturing Sectors



Bismillah Workshop & Thai Glass



Mollah Textile

Trading & Manufacturing Business Financed by Dutch-Bangla Bank Ltd.

Women Entrepreneurs Financing

Women Entrepreneurs in Bangladesh are facing lots of constrain to be successful in their ventures. Lack of education, family values, inadequate financial facilities are few of the key obstacles in this sector. Despite having huge potential, they are facing difficulty in attaining financial facilities from banks and financial institutions. Keeping in mind the development of this sector, DBBL is offering attractive and flexible financial schemes under SME Financing:



Sarang Bangladesh



Sarang Bangladesh



Satadal Hastosilpo



Artee Departmental Store

Women Entrepreneurs engaged in manufacturing and trading concerns





Different branches celebrating disbursement of SME Loans to the Women Entrepreneurs



Any time
Anywhere

agricultural credit

AMAR STOCK


AMAR STOCK

SUSTAINABLE AGRICULTURE: SUPPORT FOR OUTREACHING THE NEEDS OF PRIMARY PRODUCERS



Prudential Policy of Bangladesh Bank

Bangladesh Bank's Agricultural & Rural Credit Policy and Programme emphasize to ensure food security and alleviating rural poverty through escalating the scope of agricultural credit, financial inclusion, resulting increased fund flow in rural areas. Under the policy, adequate credit has also been provided for other main sub-sectors namely Fishery, Livestock and Poultry alongside the Crop loan including income generating and poverty alleviation activities in rural areas.

Bangladesh Bank recommends farmers including small, landless and sharecroppers be provided with Bank's agricultural credit just in time for successful cultivation.

The Government has undertaken changes in rural credit distribution for the Banks in the current fiscal year (2017-2018) in order to keep pace with annual budget and rural economy supporting agri-policy directives. Bangladesh Bank has set an amount of Tk.204,000.00 million target for all banks for the fiscal year 2017-2018 for agricultural and rural credit which is 16.24% higher than that of the previous year (Tk.175,500.00 million).

Partnership/Linkage with Micro Finance Institutions (MFIs)

To achieve the desired goal, the Central Bank has been allowing the banks, having not enough branches in rural areas, to use MFIs linkage for disbursement of agricultural credit.

DBBL has been increasingly extending agricultural credit line to reputed MFIs for onward disbursement to ultimate beneficiaries over last one decade. DBBL has also been

providing agricultural credit directly to the primary producers in rural areas through its own branch network.

Agricultural financing and recovery thereof require a nationwide frameworks having skilled manpower. As such, DBBL established a very good relationship with reputed MFIs like BURO Bangladesh, United Development Initiatives for Programmed Actions (UDDIPAN), Thengamara Mohila Sabuj Sangha (TMSS), RDRS Bangladesh, Dushtha Shasthya Kendra (DSK), Ad-din Welfare Centre, Bangladesh Extension Education Services (BEES), Padakhep Manabik Unnayan Kendra, AID Foundation, Aungkur Palli Unnayan Kendra, Uttaran, DAM Foundation for Economic Development (DFED), Community Development Centre (CODEC), Association for Realisation of Basic Needs (ARBAN), Peoples Oriented Programme Implementation (POPI) and Sajida Foundation. Side by side, there have been a number of MFIs working regionally efficiently, who have also been made linkage partner of DBBL during last couple of years. Agricultural financing using MFI linkage could reach hard core poorer section of primary producers.

Target and Achievements

Bangladesh Bank for the FY 2017-2018 has set a target for DBBL of **Tk.3,230.00 million** for disbursement of agricultural and rural credit. It is worth mentioning that up to June 30, 2017, DBBL has disbursed **Tk.4,566.80 million** out of the target amount of **Tk.2,650.00 million** for the FY 2016-2017. As per guideline of Bangladesh Bank, DBBL is actively financing in crop, fisheries, poultry and livestock sectors within which crop sector occupies the majority portion.

A brief view of Agricultural performance of the Bank for last 02 (two) years is appended below:

Taka in Million

Sectors	Fresh disbursement in 2016	Fresh disbursement in 2017
1. Short Term Loan		
a. Crops	1,788.50	1,459.70
b. Pisciculture		
(i) Fishery (Shrimp)	155.23	58.23
(ii) Others	159.60	771.21
c. Crop Storage	1.95	10.39
d. Livestock		
(i) Development	394.68	332.87
(ii) Ox/ Buffalo for ploughing	92.84	61.27
(iii) Poultry Firm	52.31	2,020.65
e. Poverty Alleviation	-	12.58
f. Others	16.51	23.89
Subtotal	**2,661.62**	**4,750.76**
2. Term Loan		
a. Irrigation Tools	209.26	128.24
b. Pisciculture	-	-
(i) Fishery (Shrimp)	-	-
(ii) Others	-	-
c. Agricultural Tools	3.65	-
d. Livestock	-	-
(i) Development	-	0.30
(ii) Ox/ Buffalo for ploughing	-	-
(iii) Poultry Firm	-	-
e. Poverty Alleviation	-	2.90
f. Others	79.07	82.59
Subtotal	**291.98**	**214.04**
Grand total	**2,953.60**	**4,964.80**

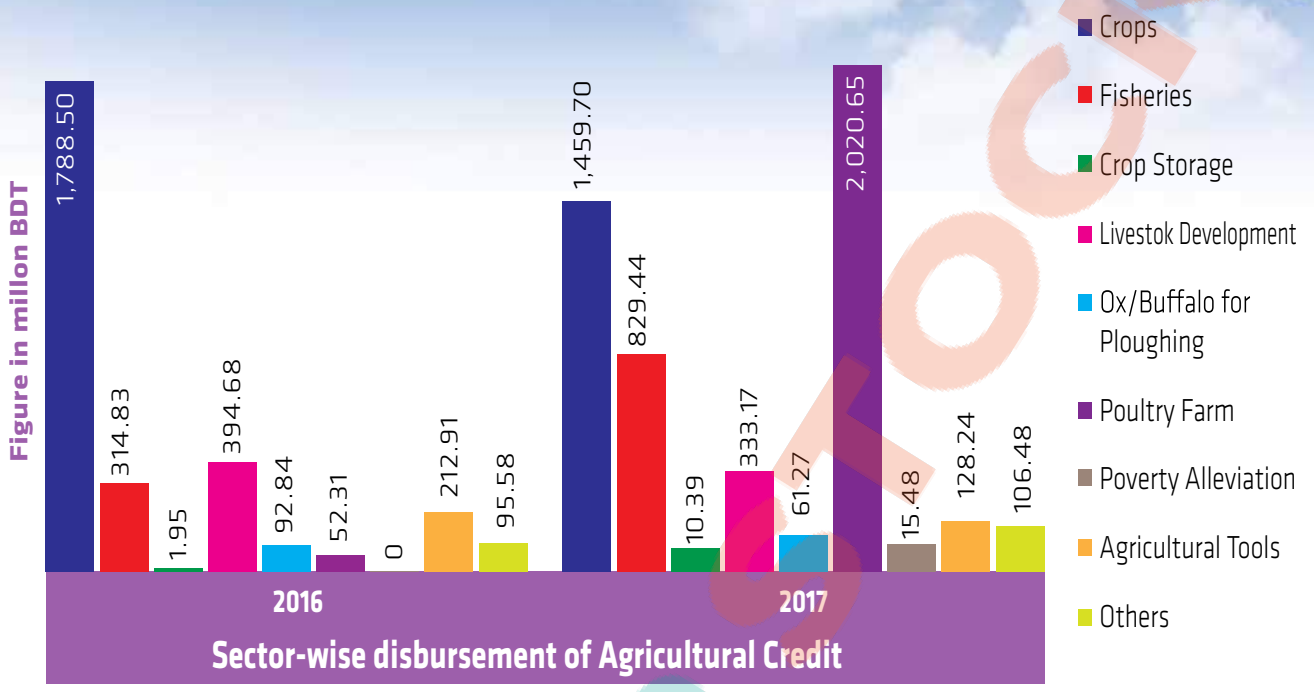

Agricultural Credit disbursement for the year 2016 & 2017

Strategies to Achieve the Target for the FY 2017-2018

In order to achieve the target for the FY 2017-2018, DBBL has adopted following measures:

- Branches have been assigned to find out suitable MFIs, who have expertise in Agri & Microfinance.
- For disbursement of agricultural and rural credit, we have given priority in 04 (four) core sectors (crops, fisheries, livestock and poultry) compared to other agricultural sectors.
- We finance through MFIs recognized by Microcredit Regulatory Authority (MRA) on partnership basis.
- In light of Bangladesh Bank's Agricultural & Rural Credit Policy and Programme, Branches also work for procuring potential candidates, who are good primary producers in agriculture.
- Strengthened capacity building to financing rural credit so that, the target as fixed by Bangladesh Bank could be achieved.
- Instructed branches located at districts head quarter/representing the district to attend at the meeting of District Agricultural Credit Committee as and when required.
- Identified some branches in different divisions of the country as important agricultural hub and set target against the total target for the fiscal year 2017-2018.
- Instructed the Managers of DBBL Branches locating close to 111 extinct enclaves (obtained through exchange contract with India) in different areas of the country to disburse agricultural & rural credit according to Bangladesh Bank's policy to those areas.
- Exploring the possibility of providing agricultural credit through Agent Banking of DBBL.

SOME PICTURES OF AGRICULTURAL FINANCING FINANCED BY DBBL



Agricultural Financing through MFI linkage for Chilly cultivation



Agricultural financing through MFI linkage for Vegetable Farming



Agricultural financing through MFI linkage for Vegetable Farming



Agricultural financing through MFI linkage for Titir Farming



Agricultural financing through MFI linkage Turkey farming



Agricultural financing through MFI linkage for Compost Fertilizer production



Agricultural financing through MFI linkage for Crop cultivation



Agricultural financing through own network for Poultry Farming



Agricultural financing through own network for Beef Fattening



Agricultural financing @4% concessional interest rate for Maize cultivation



Any time
Anywhere

green banking

ANAR STOCK


AMAR STOCK

GREEN BANKING
CURRENT SCENARIO



Green Banking is like a normal bank, which considers all social and environmental factors. It is also called ethical banking. Ethical banks have started with the aim of protecting the environment and addressing the social issues.

Through continuous monitoring and taking appropriate actions, Bangladesh Bank (BB) is trying to expand green finance in the country.

Bangladesh Bank (BB) has been integrating 'sustainability' into core banking practices through green banking, corporate social responsibility, financial inclusion and financial education. The society and environment oriented banking practices gradually created the concept of sustainable banking. Thus Bangladesh Bank has been pursuing policy and instructions in all possible areas of sustainable banking for banks and Non-Bank Financial Institutions (NBFIs). Sustainable banking mainly focuses on three broad categories-green banking, corporate social responsibility and financial inclusion.

Bangladesh Bank has set examples for others by pioneering green banking initiatives while Bangladesh Bank has been proactively guiding the banks and NBFIs for diverse sustainable banking initiatives since 2011. In such aspect, green banking initiatives of BB are broadly categorised into the following aspects: policy initiatives, monitoring the green banking activities of banks and NBFIs, refinancing facilities from BB in diverse green products/sectors and BB's own initiatives for environmental management.

DBBL, since its inception, has been maintaining leading position in Bangladesh to provide IT based banking services to its valued customers. DBBL provides online banking through its 175 Branches and a number of Agents, ATM/Fast Track, Mobile Banking viz. 'Rocket', Internet Banking, SMS Banking, Debit Card, Credit Card, Virtual Card, E-payment and so on. Besides, DBBL has completed its process of full centralization as per CRM Guidelines of Bangladesh Bank.

DBBL's in-house Management are well aware regarding the DBBL Green Office Guide which includes among others, economic use of office equipment (Computer, Laptop, Photocopier, AC, Light etc.) and efficient use of papers and inks by encouraging paperless electronic banking.

Sustainable Finance Unit

Banking Regulation & Policy Department, Bangladesh Bank vide their Circular dated February 27, 2011 outlined a detailed policy guidelines for implementing Green Banking through all scheduled banks.

The Board of Directors of DBBL on 07.02.2012 approved Green banking Policy and Strategy of Dutch-Bangla Bank Ltd. We had Green Banking Cell from the beginning under the guidelines of Bangladesh Bank.

In terms of Sustainable Finance Department of Bangladesh Bank vide circular No. 02 dated 01.12.2016 the Board of Director of DBBL in its meeting held on 27.12.2016 has approved formation of "Sustainable Finance Unit" under supervision of Head of Credit Risk Management Division and "Sustainable Finance Committee" with the membership of different divisional Heads of the Bank. The Board has also abolished Green Banking Cell of the Bank. Sustainable Finance Unit and Sustainable Finance Committee of DBBL are working under the guidelines of Bangladesh Bank.

In-house Green Management

DBBL, since its inception, has been maintaining a balanced initiative and supporting activity to contain things that may adversely affect environment and contribute to pollution. The 3R thumb rule drives us towards Reuse, Reduce and Recycle in our daily activities in order to arrest emissions from carbon footprint, a few of which mentioned below:

i. Soft archival of customer documents for electronic access and retrieval is under process which will enable us to reduce consumption of paper.

ii. Some of internal memos, process notes and records are in electronic form.

iii. Customer communications are being done through emails, SMS or ATM display instead of letter of communication (except for regulatory requirements).

iv. IP phone with video conferencing system has been introduced for telecommunication between the Officials of the Bank.

v. Solar energy has been used partially to power 30 ATM booths, 27 Fast Tracks and 11 Branches in the country.

Fund Allocation for Climate change Risks

Bank has contributed Tk.96.50 million and Tk.159.80 million in 2016 and 2017, respectively for disaster management. DBBL has donated Tk.7.50 million for rehabilitation of the flood affected peoples in the country during the year 2016 and Tk.50.00 million during the year 2017 which are part of CSR activity against climate change.





Environmental and Social Management System (ESMS) in DBBL

DBBL, with the support of FMO, has established an internationally standard Environmental & Social Management System (ESMS) of its own by the technical assistance of a 3rd party consultant viz. F.I. Konsults.r.o. from Czech Republic. As part of the capacity development program, DBBL has completed, among others, revision of its existing Green Banking policy alongwith internationally accepted exclusion list and launched Environmental & Social (E&S) Categorization Tool (Environmental Risk Rating) in excel based software as per ERM guidelines of Bangladesh Bank and internationally best practices. DBBL also includes 'procedure for managing environmental and social risks for commercial lending operations' in their credit manual. Environmental and Social due diligence is our key issue in approving credit proposals.



A Project having ETP at Enayetnagar, Narayanganj financed by DBBL



A Project having ETP at Fatullah, Narayanganj financed by DBBL

Contribution for Capacity Building for Awareness Development

The Bank has contributed Tk.5.49 million for creating awareness on different social causes, Tk.2.20 million for environmental beautification and Tk.8.72 million for marketing, training and capacity building of officials of the Bank as well as awareness development among the consumers/clients of the Bank in respect of sustainable development issue in 2017. DBBL is continuously arranging necessary training programs on regular basis for capacity building of its employees on these issues. This year we have trained a number of officials of the Bank on Environmental & Social Risk Management issues. DBBL officials also participated in different trainings, workshops and seminars on Sustainable/Green banking issue time to time as per invitations of different institutions.

Structural Reform

DBBL has completed its centralization process of Corporate Credit operation including Trade Service business. In this regard, DBBL's Trade Service operation, Credit Administration, Credit Marketing, Credit Monitoring, Credit Risk Management and Credit Approval process have gone under the umbrella of centralization. Business mobilization, proposal processing, review, approval as well as documentation and disbursement are being made in a centralized manner. We are now keeping the client's security documents in the Central Vault. Every foreign trade related business such as opening of L/C, negotiation of export documents etc. are being made through one platform. This centralization has reduced paper consumption and saved valuable time in making decisions and approving credit proposals.





Partial view of an Auto Brick project using Tunnel Kiln Technology at Trishal, Mymensingh financed by DBBL



Solar panel project at Modhupur, Jhenaidah financed by DBBL

Finance made in environmentally complied Industries

DBBL has continued financing a significant amount as Direct Green Finance like installation of Effluent Treatment Plant (ETP) from its own sources. So far, we have financed several projects like ETP, Solar, Automatic Brick Manufacturing industry such as Tunnel Kiln, Zig-Zag etc. Some of the factories that we have financed maintain environmentally friendly procedures such as handling waste in a safe manner in hospital, hot water heat recovery system in Textile/RMG, converting non-compliance factory into environmentally complied factory as per observation of accord alliance and so on. Power generation projects financed by DBBL submitted their environmental monitoring compliance report to World Bank through Bangladesh Bank IPFF cell.

Financing 10 (Ten) Taka account holders

Bangladesh Bank has built a Revolving Refinance Fund of Tk.2,000.00 million for the purpose of facilitating landless/ small/marginal/victim of natural disaster/low income group of the country having account of Tk.10 (Taka ten) only through extending credit facilities specifically in the income generating activities at easier terms and conditions. DBBL has completed the Participation Agreement with Bangladesh Bank in 2014 and made finance to different borrowers through MFI linkage. Under the scheme of Bangladesh Bank, DBBL has so far extended loan to 1,351 individual clients for Tk.49.00 million, of which Tk.39.80 million is extended to 802 individual clients in 2017.

Online Banking facilities

Dutch-Bangla Bank is Bangladesh's most innovative and technologically advanced bank. It has brought user-friendly technologies for the masses, offering variety of product supports at a minimum cost and fostering fastest customer services through its professional expertise. It has reduced cost burden, ensured speedy transactions, one point banking support and familiarizing clients with internet supporting activities. The practice of electronic mail for internal communications has also been our regular practice.

Mobile Banking (ROCKET)

Dutch-Bangla Bank has pioneered Mobile Banking in Bangladesh. It was the first bank to offer banking facilities through a wide range of mobile phones. Rocket is a Banking process without bank branch which provides financial services to unbanked communities efficiently at affordable cost. It is much more effective in developing savings habit. DBBL is providing banking and financial services, such as cash-in, cash out, merchant payment, utility payment, salary disbursement, foreign remittance, government allowance disbursement, ATM money withdrawal through Rocket. It is in a true sense of paperless banking.

Agent Banking

As a part of financial inclusion, Dutch-Bangla Bank has started Agent Banking which is limited scale banking and financial services to the underserved population through engaged agents under a valid agency agreement, rather than a teller/cashier. This is a 100% secured new banking process where every transaction is completed by verification of customers' Finger-Print through Biometric Machine. Agent Banking is helping the customers deposit and withdraw funds and other admissible services at banking agents, i.e., retail outlets that turn Deposit to electronic funds.

DBBL has 1,503 nos. of Agent Banking Center throughout the country. The bank has introduced 423 nos. of Agent Banking Center in 2017 in different locations of the country. The bank has plan to open 200 nos. of outlet in 2018.

E-Payment Gateway facilities

DBBL is the first bank in Bangladesh to introduce e-payment gateway. This gives a person the liberty to purchase online, pay utility bills etc. Most importantly, the Person does not need to be a DBBL account holder. Currently there are 350 e-merchants or MSP (Merchant Service Provider) registered with DBBL Nexus Payment Gateway and this is increasing day by day. Currently we accept Mastercard, Visa and DBBL Nexus cards in our payment gateway.

Annual Disclosure for the year ended 2016 and 2017

Taka in Million

Sl. No.	Item / Particulars	2016	2017	Remarks
1.	Direct & Indirect Green Finance	32,815.62	26,980.44	
2.	Utilization of Climate Risk Fund	96.50	159.80	Contribution to Disaster Management
3.	Expense Related to Marketing, Training & Capacity Building	7.77	8.73	
4.	No. of Branches	165	175	
5.	Consumption			
	Paper & Stationary	159.71	145.85	
	Water	6.70	7.90	
	Electricity Consumption	356.22	410.90	
	Fuel	47.92	48.00	
6.	ATM & Fast Track powered by Solar Energy	57	57	No new addition
7.	Branches Partially Powered by Solar Energy	9	11	2 New Addition
8.	Environmental Risk Rating	1030 clients upto 2017		


AMAR STOCK



partners of today
& tomorrow

social cause

AMAR STOCK


AMAR STOCK



Honorable Prime Minister Sheikh Hasina receiving the Payment Order from Mr. M. Sahabuddin Ahmed, Founder of Dutch-Bangla Bank & Chairman of Dutch-Bangla Bank Foundation. Dutch-Bangla Bank contributed an amount of Tk.50,000,000/- (Taka fifty million) only among which Tk.25,000,000/- (Taka twenty five million) only to "Prime Minister's Education Assistance Trust" and Tk.25,000,000/-(Taka twenty five million) only to "Jatir Janak Bangabandhu Sheikh Mujibur Rahman Memorial Trust".


AMAR STOCK

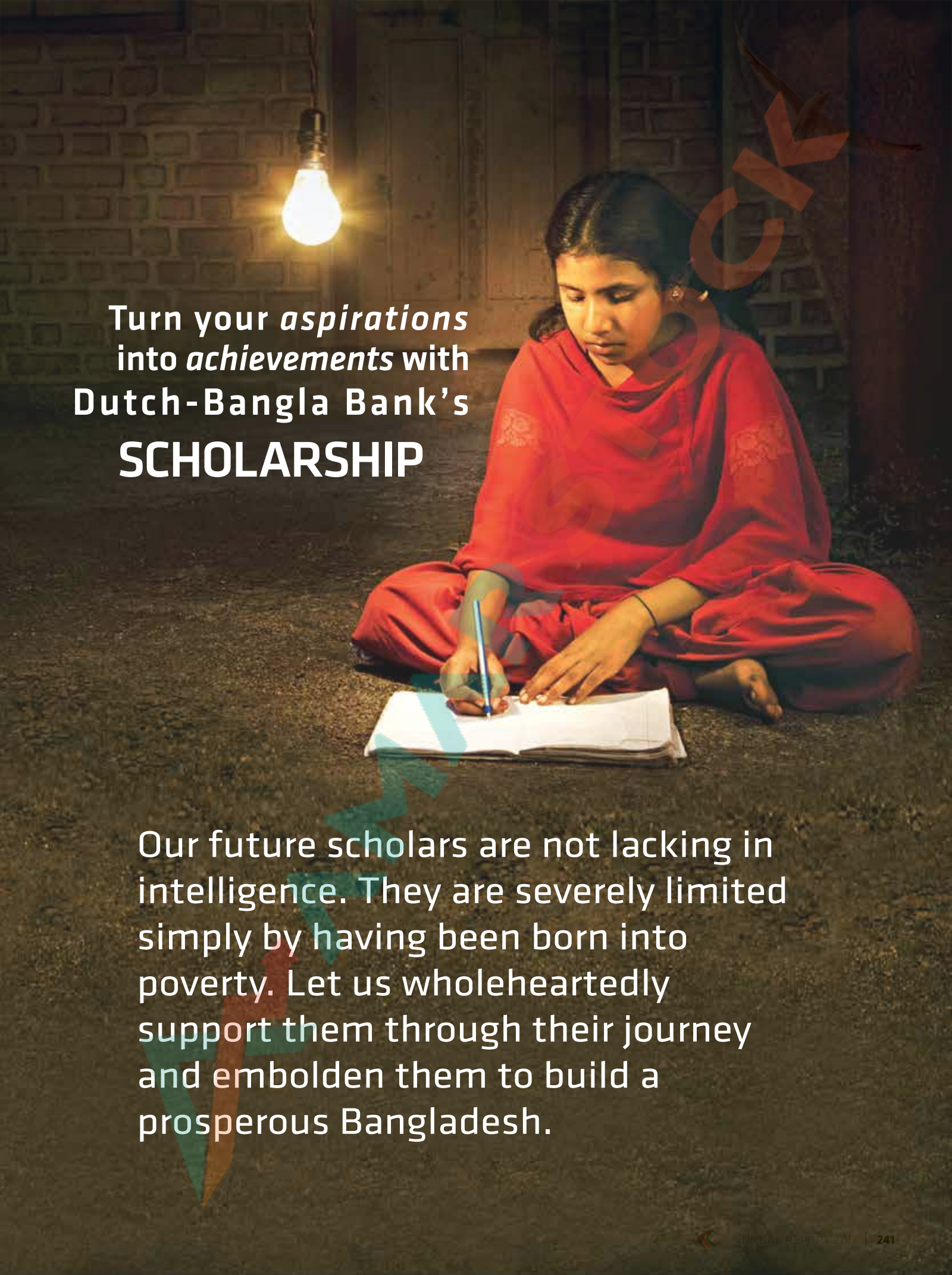
Turn your *aspirations* into *achievements* with Dutch-Bangla Bank's
SCHOLARSHIP
Our future scholars are not lacking in intelligence. They are severely limited simply by having been born into poverty. Let us wholeheartedly support them through their journey and embolden them to build a prosperous Bangladesh.



A full view of DBBL Scholarship Awarding Ceremony



SOCIAL CAUSE

Social Cause is something that is mutually beneficial, both for the organization in the sense of goodwill and interaction with the people and the community as far as economic emancipation is concerned. Dutch-Bangla Bank shows great discernment in its services from the inception of the Bank in 1996. With the largest IT platform in the banking industry, the Bank has epitomized the services and innovations including its ironclad commitment to the society through Corporate Social Responsibility (CSR) activities.

According to the World Business Council for Sustainable Development, "Corporate Social Responsibility is the continuing commitment by business to behave ethically and contribute to economic development while improving the quality of life of the workforce and their families as well as of the local community and society at large".

In DBBL, CSR is modified to the term of **Social Cause** in order to make its services more pro-active towards social needs and national development through ethical, legal and commercial conduct. DBBL has always aspired to the highest standards of conduct, recognizes its wider obligation to society and believes the symbiotic relationship between social cause and sustainable success.

DBBL is not only a financial institution acting as an engine of growth for economic development in Bangladesh; but also a bellwether in societal progress. As an extension of this quintessential philosophy, the Bank has established Dutch-Bangla Bank Foundation which has been rendering unrequited services to various fields relentlessly covering the areas of education, health care, natural calamities as well as man-made disaster.

Conducting business in an ethical way, creating opportunities for business & economic growth, empowering people to fulfill their aspirations, ensuring

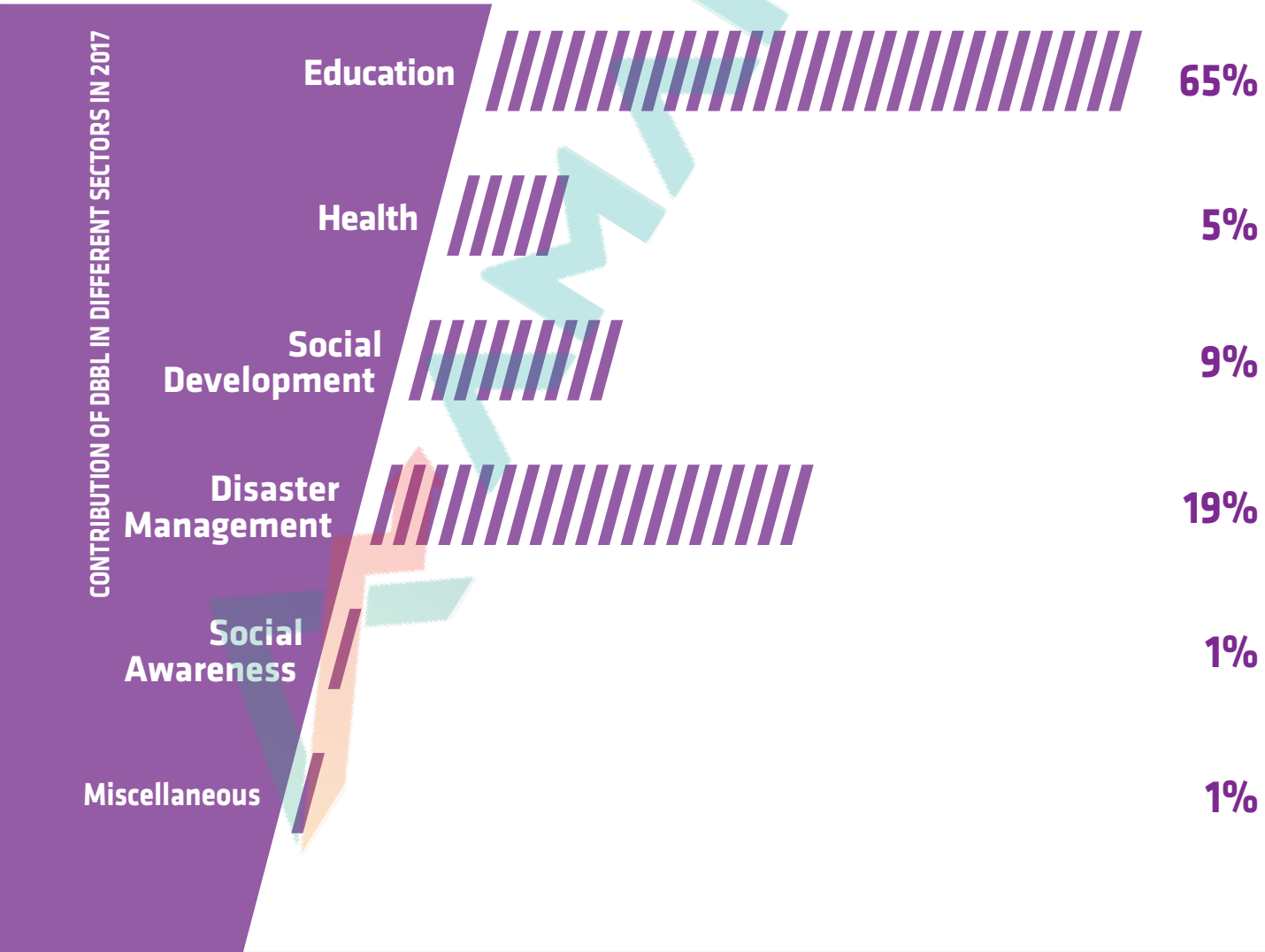

protection of environment while financing businesses and supporting the distressed people of the society are at the heart of social cause policy of DBBL. DBBL since its inception in 1996 had adopted the policy of contributing to the social cause. It has been continuing its great effort during the last 20 years as a pioneer in the banking sector and has become the leader much ahead of the other banks due to its cinematic tour de force.

DBBL dreams of a country free from hunger and a society free from vices. It is impossible without education. As such the bank places much importance on education. Meritorious students, particularly in rural areas are dropped every year because of financial constraint. But they could contribute to the nation building if they could have some financial assistance. Keeping this view in mind DBBL has been awarding scholarship to the meritorious students in need of financial aid since its beginning. Considering the growing number of such students over the years the Bank has planned to increase the scholarship number to an insurmountable level.

In addition to scholarship, DBBL's social cause initiatives includes - building of educational infrastructure, Smile Brighter program for the underprivileged cleft lipped & cleft palate children, cataract operation program for the underprivileged blind people, healthcare support for helpless patients, financial support for developing medical infrastructures, communication infrastructures and many other social development programs. Over the years, DBBL's various social cause obligations increase manifold and the initiatives taken in 2017 is explained sector-wise in the following pages:

1. Contribution to Education Sector

Education is sine-qua-non for the overall development of the country. Keeping this view in mind, Dutch-Bangla Bank has been giving top priority to promote the education sector. Awarding scholarship to meritorious students in need of financial aid, financial support for organizing the prestigious Ganit Olympiad, Physics Olympiad, helping development of educational infrastructural facilities, providing essential educational equipment etc. are some of the aspects included in the program.

Contribution to Education Sector in 2017



1.1 Scholarship Program

Dutch-Bangla Bank, under its social cause program, has been awarding the scholarships to the meritorious students in need of financial aid studying at different levels of education since its beginning. New scholarships are being awarded every year along with renewal of existing awardees.

The Bank has given scholarships to the deserving students from huge applications following a set of criteria such as the applicant's academic results, financial capability, physical conditions etc. Around 90% of the total scholarships have been given to the rural students and 50% to the female students.

The scholarship awardees are provided with the following benefits:

Level of Study	Duration of scholarship	Amount of scholarship per month (Taka)	One time grant annually (Taka)		Total amount per year (Taka)
			For reading materials	For clothing	
H.S.C.	2 years	2,000.00	2,500.00	1,000.00	27,500.00
Graduation	3-5 years	2,500.00	5,000.00	1,000.00	36,000.00

Realizing the fact that every year many meritorious students, mostly in rural areas, are compelled to discontinue their study because of poverty, the bank has increased the number of scholarship substantially. Accordingly, **50,679 students** of HSC and graduation level were awarded scholarship under this program as detailed below:

Batch wise no. of Scholarship awardees

Batch	Passed S.S.C. (scholarship for HSC level)	Passed H.S.C. (scholarship for graduation level)	Total no. of awardees
2001 (Students of different batches of Dhaka University)	...	47	47
2002	...	50	50
2003	100	100	200
2004	126	126	252
2005	159	166	325
2006	156	198	354
2007	100	101	201
2008	100	100	200
2009	107	110	217
2010	3,021	1,883	4,904
2011	3,008	857	3,865
2012	4,015	2,030	6,045
2013	4,057	2,518	6,575
2014	5,050	4,100	9,150
2015	4,025	2,153	6,178
2016	3,037	2,028	5,065
2017	4,032	3,019	7,051
Sub Total	**31,093**	**19,586**	**50,679**

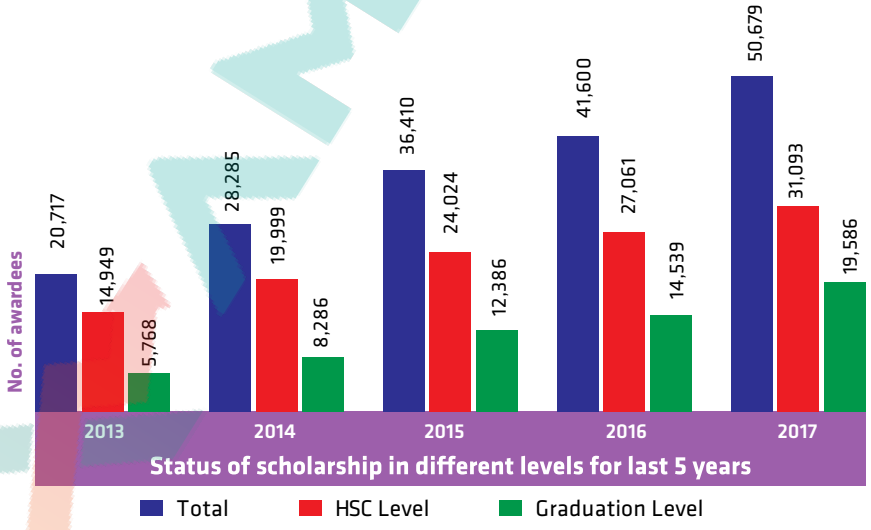

The scholarships of DBBL are available for the entire academic period for different levels of education like- HSC and Graduation level.

i). HSC level: After passing S.S.C. examination in the current year, the students who have been studying at H.S.C. level are eligible to apply for scholarship. The scholarships are renewable for the entire academic period of H.S.C. level. Already 31,093 scholarships have been awarded in this level of which 4,032 new scholarships were awarded in the year 2017.



Guests are seen performing dua for the martyred of 15th August, 1975 at the beginning of the Scholarship Awarding Ceremony for S.S.C. 2017 batch.



Guests are seen at the Scholarship Awarding Program of S.S.C. 2017 Batch.

The scholarship awarding ceremony was held at Shaheed Suhrawardy Indoor Stadium, Mirpur Circle-10, Dhaka on August 12, 2017 where DBBL awarded scholarship to 4,032 students who passed S.S.C Examination in 2017 and studying at H.S.C. level in different colleges of the country. Mr. Abul Maal Abdul Muhith, MP, Honorable Minister, Ministry of Finance, Government of the People's Republic of Bangladesh was present as Chief Guest, Mr. Anisul Huq, MP, Honorable Minister, Ministry of Law, Justice and Parliamentary Affairs, Government of the People's Republic of Bangladesh and Honorable Governor of Bangladesh Bank, Mr. Fazle Kabir were present as the Special Guests in the scholarship awarding program.



Mr. Abul Maal Abdul Muhith, Hon'ble Minister, Ministry of Finance, Govt. of the People's Republic of Bangladesh is delivering speech at the DBBL's Scholarship Awarding Ceremony for H.S.C. 2017 Batch.

ii). Graduation level: Every year DBBL awards new scholarships for the meritorious students in need of financial aid of this level along with the continuation of existing awardees. The students, who have been studying at graduation level after passing H.S.C. examination in the current year, are eligible to apply for scholarship of this level. The scholarships are renewable for the entire academic period of graduation level. Already 19,586 scholarships have been awarded in this level of which 5,047 new scholarships were awarded in the year 2017 through two scholarship awarding programs for the students of HSC 2016 and HSC 2017 Batch.



Mr. Anisul Huq, Hon'ble Minister, Ministry of Law, Justice and Parliamentary Affairs, Govt. of the People's Republic of Bangladesh is delivering speech at the DBBL's Scholarship Awarding Ceremony for H.S.C. 2017 Batch.



Mr. Fazle Kabir, Honorable Governor of Bangladesh Bank is delivering speech at the DBBL's Scholarship Awarding Ceremony for H.S.C. 2017 Batch.



An awardee (visually impaired) of H.S.C. 2016 Batch is seen expressing her feelings after getting DBBL Scholarship.

a) Scholarship awarding ceremony for the students of HSC 2016 Batch:

The scholarship awarding ceremony for the students of HSC 2016 batch was held at Shaheed Suhrawardy Indoor Stadium, Mirpur Circle-10, Dhaka on March 11, 2017 where DBBL awarded scholarship to 2,028 students who are studying at graduation level in different public universities or colleges of the country.

Mr. Abul Maal Abdul Muhith, MP, Honorable Minister, Ministry of Finance, Government of the People's Republic of Bangladesh was present as Chief Guest in the program. The Chief Guest handed over the Scholarship Awarding Letters among the recipients.



Mr. Sayem Ahmed, Chairman, Board of Directors of DBBL is delivering speech at the DBBL's Scholarship Awarding Ceremony for H.S.C. 2017 Batch.



Mr. Abul Kashem Md. Shirin, Managing Director & CEO of DBBL is delivering speech at the DBBL's Scholarship Awarding Ceremony for H.S.C. 2016 Batch.

b) Scholarship awarding ceremony for the students of HSC 2017 Batch:

The scholarship awarding ceremony for the students of HSC 2017 batch was held on December 24, 2017 at Shaheed Suhrawardy Indoor Stadium, Mirpur Circle-10, Dhaka where DBBL awarded scholarship to 3,019 students who passed HSC/equivalent examinations in 2017 and studying at graduation level in different public universities or colleges of the country. Mr. Abul Maal Abdul Muhith, MP, Honorable Minister, Ministry of Finance, Government of the People's Republic of Bangladesh was present as Chief Guest in the scholarship awarding program.

Honorable Minister Mr. Abul Maal Abdul Muhith in his speech profusely lauded the scholarship program of Dutch-Bangla Bank and recalled other philanthropic activities of the Bank. He appreciated the DBBL's continuous humanitarian and welfare activities and termed this scholarship program as a unique example of helping the meritorious and needy students of the country. He expected that all the corporate bodies of the country would come forward with such programs for the benefit of the society.

Mr. Anisul Huq, MP, Honorable Minister, Ministry of Law, Justice and Parliamentary Affairs, Government of the People's Republic of Bangladesh was present as the Special Guest in the scholarship awarding program.

Honorable Minister Mr. Anisul Huq lauded the role of DBBL in connection with philanthropic activities to stand by the distressed people of the country, adding that DBBL is also a pioneer in providing modern banking services to its clients. He congratulated the scholarship awardees and expected that they would dedicate themselves by achieving real education.

Honorable Governor of Bangladesh Bank Mr. Fazle Kabir was also present as the Special Guest in the scholarship awarding program.

While speaking on the occasion, Honorable Governor of Bangladesh Bank, Mr. Fazle Kabir appreciated Dutch-Bangla Bank for its generous initiative to build the future of the underprivileged students which would go a long to the development of the human resources of the country. He congratulated the students who got DBBL's Scholarship.

While speaking, Mr. Sayem Ahmed, Honorable Chairman of the Board of Directors of DBBL also expressed his appreciation for being associated with these scholarship awardees.

The Chief Guest and Special Guests handed over the Scholarship Awarding Letters among the recipients.



A partial view of the Scholarship Awarding Program of H.S.C. 2017 Batch.



A glimpse of Mirpur Indoor Stadium fully packed with awardees of the Scholarship Awarding Program for H.S.C. 2017 Batch.

1.2 Donation for organizing Bangladesh Physics Olympiad

Physics is the mother of all sciences and the root of all concepts. Making Physics flourish will help science to develop beyond just textual studies. The Physics Olympiad will arouse interest regarding science in the minds of the new generation and draw them towards it, as well as encourage them to learn in-depth about this field of knowledge.



Flag hoisting ceremony of the National Round of Dutch-Bangla Bank-Bangladesh Physics Olympiad 2017, organized by Bangladesh Physics Olympiad Committee at Curzon Hall, University of Dhaka.



Honorable Finance Minister Mr. Abul Maal Abdul Muhith is seen handing over the award to a winner of the National Round of Dutch-Bangla Bank-Bangladesh Physics Olympiad- 2017, organized by Bangladesh Physics Olympiad Committee at Nabab Nawab Ali Chowdhury Senate Bhaban, University of Dhaka.

Keeping this view in mind, Bangladesh Physics Olympiad Committee has been arranging Bangladesh Physics Olympiad for the last 07 (seven) years successfully. DBBL has been providing financial support for last 05 (five) years on the trot at the rate of Tk.2,500,000/- in 2013, Tk.2,500,000/- in 2014, Tk.3,130,000/- in 2015, Tk.3,500,000/- in 2016 and Tk.3,500,000/- in 2017 for organizing Bangladesh Physics Olympiad along with participation in the International Physics Olympiad (IPhO).

The 7th Physics Olympiad was held in 2017 in 12 regions where more than 10,000 students participated in the program and out of them 707 students participated in the national round. In testimony to the great success of this DBBL venture, a lot of students of Bangladesh have been attracted to Physics and Science. The National round of the Olympiad was held in two phases at Curzon Hall and Nabab Nawab Ali Chowdhury Senate Bhaban, University of Dhaka.

Finally a team of 05 (five) members participated in the 48th International Physics Olympiad (IPhO) held during 16th to 24th July, 2017 in Yogyakarta, Indonesia. In the 48th IPhO, Bangladeshi participants made outstanding performance and among the 05 participants, everybody achieved an award i.e. 01 silver medal, 03 bronze medals and 01 honorable mention award.

Apart from this, the contribution of DBBL as well as the achievement of the Bangladeshi participants in the International Physics Olympiad (IPhO) has increased remarkably which is summarized as under:

Year	Contribution of DBBL (Taka)	Number of participants	No. of Regional Olympiad	International Physics Olympiad (IPhO) held in	Achievement of participants in the IPhO.
2013 (**3rd** Physics Olympiad)	2,500,000/-	4,000	7 regions	Denmark	01 Honorable mention award
2014 (**4th** Physics Olympiad)	2,500,000/-	6,000	10 regions	Kazakhstan	02 Honorable mention awards
2015 (**5th** Physics Olympiad)	3,130,000/-	9,000	12 regions	Mumbai, India	01 Bronze medal & 01 Honorable mention award
2016 (**6th** Physics Olympiad)	3,500,000/-	10,000	12 regions	Zurich, Switzerland	01 Bronze medal & 02 Honorable mention awards
2017 (**7th** Physics Olympiad)	3,500,000/-	10,000	12 regions	Yogyakarta, Indonesia	01 Silver medal, 03 Bronze medals and 01 Honorable Mention Award
Total	**15,130,000/-**				**01 Silver, 05 Bronze medals & 07 Honorable mention awards**

Considering the seminal importance of this event, DBBL further committed to provide financial support of Tk.5,000,000/- only to Bangladesh Physics Olympiad Committee for organizing the 8th Dutch-Bangla Bank -Bangladesh Physics Olympiad 2018 along with participation in the 19th Asian Physics Olympiad (APhO) which will be held in Vietnam and 49th International Physics Olympiad (IPhO) which will be held in Portugal in 2018.

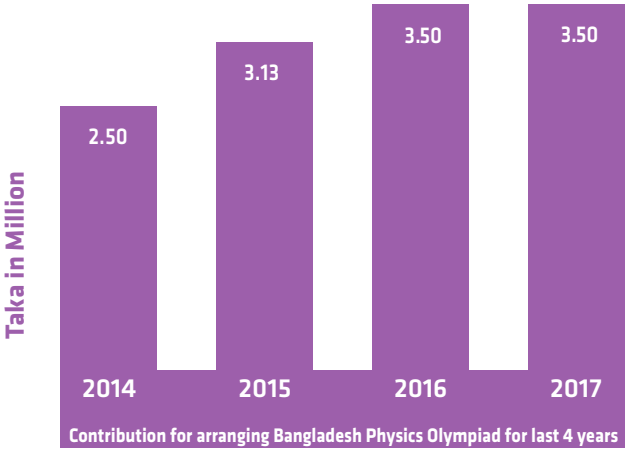

1.3 The Math Olympiad, Dutch-Bangla Bank - Prothom Alo Ganit Utsab

Ganit Utsab (Math Olympiad) has been introduced by the Bangladesh Mathematical Olympiad Committee with a view to removing the math-phobia as well as making Mathematics attractive among the school and college going students. This Olympiad has now become a prestigious event for the students all over the country. Since its beginning, Dutch-Bangla Bank has been providing financial support for organizing the seminal Ganit Olympiad and continuing its support under the title of 'Dutch-Bangla Bank-Prothom Alo Ganit Utsab' for the last 14 (fourteen) years.

About 22,000 students from different schools and colleges of the country participated in the Ganit Utsab held in 2017. The program was held in 15 different regions of the country like - Dhaka, Rangpur, Bogra, Rajshahi, Mymensingh, Chittagong, Kushtia, Barisal, Khulna, Faridpur, Moulvibazar, Comilla, Feni, Jessore and Cox's Bazar.

For participating in the Olympiad the students are divided into the following 4 categories:

SL.	Category	Eligible Students
1	Primary	For the students of Class-III to Class-V
2	Junior	For the students of Class-VI to Class-VIII
3	Secondary	For the students of Class-IX to Class-X
4	Higher Secondary	For the students of Class-XI to Class-XII

Among the participants of the above mentioned catagories, more than 1,120 students qualified for the national round of the program and participated in the 15th Bangladesh Ganit Olympiad held in Dhaka. Then a ganit camp was arranged with the winners of the National Olympiad and finally a team of 06 (six) members were selected and they participated in the 58th International Mathematical Olympiad (IMO) held in Brazil in July 2017.

It is mentionable that starting in 2004, Dutch-Bangla Bank-Prothom Alo Ganit Utsab has been engaged in developing the mathematical efficiency of the students as well as facilitating the participation in the International Mathematical Olympiad. This program has now become a prestigious event for the school and college going students of the country. The program is jointly organized by Bangladesh Mathematical Olympiad Committee, Dutch-Bangla Bank Limited and Daily Prothom Alo at regional, divisional and national level so as to bring out the latent potential of the future nation builders of the country. A team consisting of 6 to 8 members is selected for participating in the Asian Mathematical Olympiad, International Mathematical Olympiad (IMO) and so on held in different countries in each year.

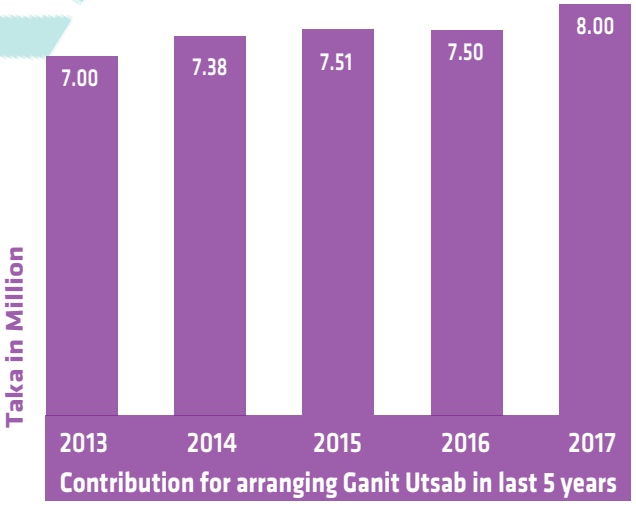

DBBL has been providing financial support for organizing this prestigious Ganit Utsab. From the year 2004 to 2017, a total of Tk.74,089,000/- (Taka seventy four million eighty nine thousand) only was provided to organize the events among which Tk.8,000,000/- (Taka eight million) only was provided in 2017 for arranging this program.

The number of participants as well as contribution of Dutch-Bangla Bank for organizing this Ganit Utsab is increased on the trot from the year 2004 which can be summarized below:

Year	Contribution of DBBL (Taka)	Regional Program held in	No. of participants in regional program	No. of participants in National Program
2004	1,500,000/-	6 regions	9,000	360
2005	3,000,000/-	10 regions	12,000	600
2006	3,500,000/-	14 regions	15,000	840
2007	4,000,000/-	14 regions	15,000	840
2008	4,000,000/-	14 regions	15,000	840
2009	4,500,000/-	14 regions	15,000	900
2010	4,700,000/-	13 regions	16,000	840
2011	5,000,000/-	13 regions	18,000	840
2012	6,500,000/-	17 regions	22,000	856
2013	7,000,000/-	17 regions	22,000	838
2014	7,386,000/-	22 regions	25,000	1,055
2015	7,503,000/-	24 regions	30,000	1,281
2016	7,500,000/-	24 regions	32,000	1,350
2017	8,000,000/-	15 regions	22,000	1,120
Total	**74,089,000/-**			

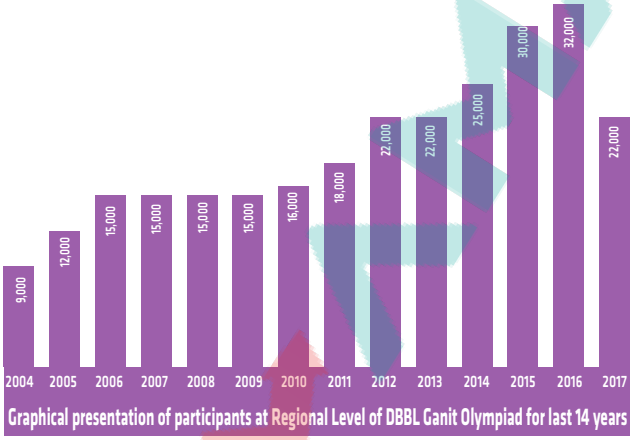

Graphical presentation of participants at Regional Level of DBBL Ganit Olympiad for last 14 years

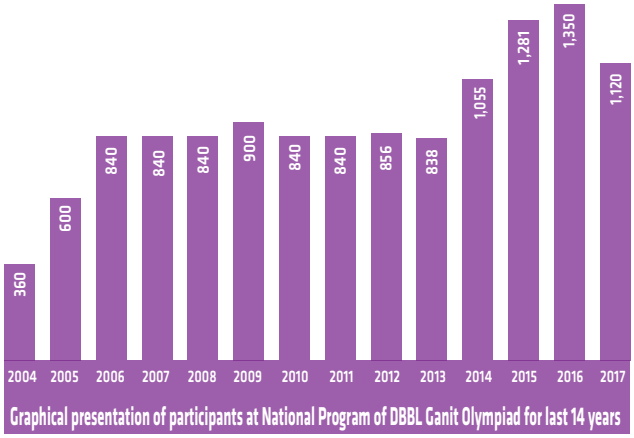

Graphical presentation of participants at National Program of DBBL Ganit Olympiad for last 14 years

Achievements of Bangladeshi students in IMO

Bangladeshi students have been participating regularly in the International Mathematical Olympiad (IMO) since the year 2005. In continuation of this, the latest 58th International Mathematical Olympiad (IMO) was held in Brazil in July 2017 where 06 Bangladeshi students participated the program. Among the 06 Bangladeshi students, 02 earned Silver medals & 02 earned Bronze medals and 02 earned admirable recognitions. The Bangladeshi participants proved their mathematical prowess in the IMO by achieving a total of 06 Silver medals, 19 Bronze medals and 25 admirable recognitions.

Statistical data of Bangladesh in IMO

Year	Country where IMO was held	No.of participating countries	No.of competitors from Bangladesh	Achievements of Bangladesh	Position of Bangladesh based on achievement
2005	Mexico	91	6	.....	85
2006	Slovenia	90	4	2 Admirable recognitions	80
2007	Vietnam	93	5	3 Admirable recognitions	80
2008	Spain	97	4	1 Admirable recognition	75
2009	Germany	104	6	2 Bronze medals & 3 admirable recognitions	58
2010	Kazakhstan	97	5	1 Bronze medal & 3 admirable recognitions	69
2011	Netherlands	101	6	1 Bronze medal & 1 admirable recognition	72
2012	Argentina	100	5	1 Silver medal, 2 Bronze medals & 2 admirable recognitions	54
2013	Colombia	97	4	3 Bronze medals & 1 admirable recognition	61
2014	South Africa	106	6	1 Silver medal, 1 Bronze medal & 4 admirable recognitions	53
2015	Thailand	104	6	1 Silver medal, 4 Bronze medals & 1 admirable recognition	33
2016	Hongkong	109	6	1 Silver medal, 3 Bronze medals & 2 admirable recognitions	35
2017	Brazil	111	6	2 Silver medals, 2 Bronze medals & 2 admirable recognitions	26
Total Achievements of Bangladesh in IMO				**06 Silver medals, 19 Bronze medals and 25 admirable recognitions**	



Obtained Marks of Bangladeshi student in IMO



Dr. Zamilur Reza Choudhury, President of Bangladesh Ganit Olympiad is delivering speech at a press conference to introduce the selected 6 participants prior to their departure for competing in 58th International Mathematical Olympiad held at Brazil in 2017.

1.4 Educational Infrastructural development

1.4.1 Donation of 8 Desktop & 2 Laptop computers to Dalal Bazar Degree College, Laxmipur to support its students for acquiring ICT knowledge:

Dalal Bazar Degree College, Dalal Bazar, Laxmipur was established in 1988 in a remote area of Laxmipur district. As stated, there are 1,500 students studying in this institution. To implement the Prime Minister's declared Vision-2021, ICT knowledge is compulsory for the students. In this connection, the institution has established a computer lab. But due to lack of sufficient computers, the students are facing difficulties to acquire ICT knowledge.

The Principal of the college, therefore, has requested Dutch-Bangla Bank for donating 10 (ten) Desktop & 02 (two) Laptop computers to the College. In response to the application of the Principal of Dalal Bazar Degree College and considering the importance of this matter, DBBL has provided 8 Desktop and 2 Laptop computers at a cost of Tk.346,800/- (Taka three hundred forty six thousand eight hundred) only to Dalal Bazar Degree College, Dalal Bazar, Laxmipur to support its students for acquiring ICT knowledge.

1.4.2 Donation to EKMATTRA for establishing an academy for the underprivileged children:

EKMATTRA, a non-profitable social development organization has been working to make a better future for underprivileged children since 2003. EKMATTRA has taken an initiative to establish a Children's Academy where the underprivileged children will have all the facilities for making their future safe and shiny. For this purpose EKMATTRA purchased a land of 3.5 acres at Gobrakura union of Haluaghat upazila under Mymensingh District. The organization requested DBBL for financial support to build an academy for the underprivileged children in this location.

The esteemed authority of DBBL, approved a donation of Tk.33,000,000/- (Taka thirty three million) only to EKMATTRA for establishing an academy named as 'EKMATTRA-Dutch-Bangla Bank Academy' at Gobrakura union of Haluaghat upazila under Mymensingh district where the underprivileged children will get shelter, food, cloths, basic education, practical training and all other necessary supports required to prepare them as resources instead of burden for the society. In this connection, a Memorandum of Understanding (MOU) was signed between Dutch-Bangla Bank Foundation and EKMATTRA and it has been decided that the payment of donation should be made in phases. The organization has already received Tk.30,500,000/- (Taka thirty million five hundred thousand) only out of the committed financial support, in six (06) installments for construction works of the project.

The EKMATTRA-Dutch-Bangla Bank academy will consist of 2 academic buildings, 2 Boys' dormitories, 1 Girls' dormitory and 1 Teachers' dormitory. The construction work was jointly inaugurated in August 2010 by Advocate Promod Mankin, the then Honorable State Minister of Cultural Affairs and Mr. Sayem Ahmed, Chairman of Dutch-Bangla Bank Limited. The construction work is going on in full-swing and expected to be completed within the current year.

In this connection an amount of Tk.2,500,000/- (Taka two million five hundred thousand) only from the previous commitment was disbursed in 2017 to continue the construction works smoothly within the stipulated time.

1.4.3. Financial support to A. Mozid Academy-Grihogram, Magura for meeting up the construction cost of its academic building:

A. Mozid Academy was established in 1995 at Grihogram of Bogia union under sadar upazila of Magura district. Since inception, the school has been running smoothly with experienced teachers and efficient management as well as approval of the concerned authority. Providing basic modern education imbued with the spirit of independence is the main objective of the school. As stated the result of this school is very satisfactory in all public and private examinations to make the institution reputed and praised to mass people of Magura district. More than 700 students of play group to class-10 have been studying in this school under the guidance of 20 teachers and the number of students is increasing day by day. In this circumstance, the school faces difficulty to maintain its class schedules smoothly due to shortage of classrooms. Sometimes, the teachers have to take classes in open places due to lack of sufficient classrooms. As such there is a crying need to construct an academic building to provide education smoothly.

In this connection, the school authority has planned to construct a new academic building considering the huge number of students and has already prepared a design through experts with an estimated total cost of Tk.5,703,867/- only for constructing the building. Mentionable that in spite of getting academic recognition, the school is yet to be listed under MPO and for this, the school is not entitled to get any govt. fund. The Headmaster of the school, therefore, has requested Dutch-Bangla Bank for financial assistance to establish an academic building for providing education smoothly.

In response to the application of the Headmaster as well as considering the importance of the educational institution, the esteemed authority of DBBL committed to provide financial support of Tk.3,000,000/- (Taka three million) only to A. Mozid Academy- Grihogram, Magura for meeting up the cost of construction of its academic building. It is mentionable that the committed amount worth Tk.3,000,000/- has already been disbursed in favour of the school authority to carry on the construction work under which Tk.1,000,000/- was disbursed in the year of 2017. The construction work has already been completed and the academic building is now fully functional.



A partial view of newly Constructed Building of A. Mazid Academy, Grihogram, Magura.

1.4.4. Financial support to Narayangonj Bar Academy for completing the finishing/ tiles works of 02 floors of the newly-built school building:

Narayangonj Bar Academy is a Non-Govt.(under MPO), renowned and the largest educational institution of Narayangonj city. It is a historical educational institution established in 1906 having more than 1,500 students. Its main academic building was built in 1965 which became very old and was at a risk of collapse at any moment. Considering the risk of the students, there were a dire need to construct a new building of the school after demolishing the old and ruined one. But the school authority was unable to mobilize the fund for constructing the new building and the Headmaster in favour of 'Narayangonj Bar Academy' had requested Dutch-Bangla Bank to make financial support for constructing the academic building of the school on January 05, 2015.

As per request of the school authority, the Board of Trustees of Dutch-Bangla Bank Foundation approved the support/donation of Tk.22,000,000/-(Taka twenty two million) only in 2015 for constructing the school building (up to 2 Floors) of Narayangonj Bar Academy.

The Headmaster in favour of the school authority vide letter dated November 09, 2017 informed that with the financial support of DBBL, most of the construction work of the two storied school building has already been completed. But due to financial constraints, the finishing/ tiles work of the 2 floors (measuring approx. 5,000 sft. at each floor) has not yet completed. As informed, without completing the floor finishing work, the doors of classrooms cannot be fitted and the facilities of the new building cannot be availed by the students in spite of completing the other construction works. As stated, Tk.1,000,000/- (Taka One million) only is required to complete the finishing/ tiles work of the 2 floors and the school authority is unable to arrange the required fund for completing the said works. In this connection, the Headmaster in favour of 'Narayangonj Bar Academy' has further requested Dutch-Bangla Bank to make financial support for completing the finishing works of 2 floors (of the newly-built 2 storied building) with tiles through the existing constructing firm Nirman Trading Corporation.

In this connection, the esteemed authority of DBBL provided financial support of Tk.1,000,000/- (Taka one million) only in 2017 to Narayangonj Bar Academy for completing the finishing/ tiles works of 02 floors of the newly-built school building. The work has been completed and the academy is now fully functional.



A partial view of Narayangonj Bar Academy at Khanpur, Narayangonj.

2. Contribution to Health Sector

Health is one of the prime parameters to indicate the development of a nation. The need for healthcare is increasing everyday due to rapid growth of population. Dutch-Bangla Bank has identified health care as a priority sector and helped to create better health care facilities at an affordable cost for the disadvantaged population. In this connection, Dutch-Bangla Bank extended its support for the following programs in 2017:

Contribution to Health Sector in 2017

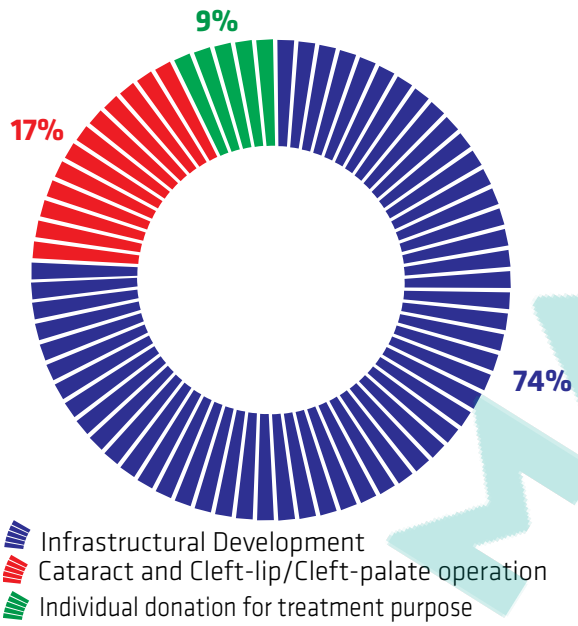

2.1 Contribution for Health infrastructure development

2.1.1 Donation to "Diabetic Association, Dinajpur":

Dinajpur Diabetes & Swasthoseba Hospital has started its journey on 18th March 1979 under supervision of Diabetic Association, Dinajpur with a view to providing medical services among the diabetic patients of northern region of Bangladesh. Since its establishment, it has been operating its activities by the financial support of physicians, organizations and humanitarian persons of Dinajpur town. As stated, Diabetic patients of Rangpur division and surrounding areas are used to rush to this hospital. The hospital has been providing services to its 72,000 registered diabetic patients of Rangpur division and its surrounding areas through 50-bed 3 storied hospital building. 10 beds out of 50, are reserved for the poor diabetic patients who are treated cost-free (including free insulin). On an average 700 registered poor diabetic patients are provided free insulin in a year. Besides these, 500 non-diabetic patients are receiving treatment facilities daily at outdoor of this hospital.

Considering the ever increasing rush of the patients, Diabetic Association, Dinajpur has decided to enhance the capacity of the Hospital by developing infrastructure of the 3rd floor, increasing the number of hospital beds and installing passenger cum bed lift which will cost near about Tk.10,934,250/-only. As the organization is running with the financial support from different persons, it is difficult for them to arrange this huge cost. In these situation, the secretary of Diabetic Association, Dinajpur has requested DBBL for providing financial assistance of Tk.10,934,250/-only for the above stated purposes.

In response to the application as well as considering the activities of the institution and their commitment towards society, the esteemed authority of DBBL has agreed in-principle to provide financial support/ donation of Tk. Tk.5,000,000/-(Taka five million) only (in phases) for meeting up the cost of constructing the 3rd floor of the hospital building along with establishment of 25 hospital beds.

In this connection, in the year of 2017 an amount of Tk.2,000,000/- (Taka two million) only has already been disbursed in favour of Diabetic Association, Dinajpur for meeting up the cost of constructing the 3rd floor of the hospital building along with establishment of 25 hospital beds.



Partial view of the construction work of the 3rd floor of Dinajpur Diabetes & Swasthoseba Hospital.

2.1.2. Donation to Faridpur Diabetic Association:

Faridpur Diabetic Association, a non-profit voluntary socio-medical service organization was established in 1983 to serve the distressed humanity who has been suffering from the curse of non-curable disease of diabetes-mellitus. It obtained the affiliation of Diabetic Association of Bangladesh in 1985 and started its journey with an out-patient clinic in 1985 and 400 beds Multi-disciplinary Hospital, Nursing Institute and Medical College. In recognition of the service, International Diabetic Federation (IDF) was pleased to accord full membership in 2009. Faridpur Diabetic Association is the 2nd IDF member after Diabetic Association of Bangladesh. Faridpur Diabetic Association provides healthcare services including rehabilitation for all diabetic patients irrespective of gender-economic and social status. It runs the following institutions-

A) 400 - bed Faridpur Diabetic Hospital (Multi disciplined).
B) Diabetic Association Nursing Institute.
C) Diabetic Association Medical College.

As stated, the hospital has been providing services to both diabetic & non-diabetic outdoor patients those are around 1,500 per day on an average. Bed occupancy is around seventy percent (70%) and thirty percent (30%) poor patients are treated free of cost. It provides free insulin to all registered diabetic patients upto the age of 22 years. Besides, insulin is provided free or at subsidized rate to the poor patients through social welfare scheme of BIRDEM and from its own source. In the last year as many as 515,447 patients attended Faridpur Diabetic Hospital of which 442,006 in outdoor and 73,441 in indoor departments. It is to be mentioned that out of the total patients 116,454 are diabetic and 398,993 are non-diabetic.



Outside view of Faridpur Diabetic Hospital.

The existing total floor space of the medical college & hospital is about 234,000 sq. feet. But they are not in a position to cope-up with the demand of ever increasing number of patients and other institutional requirements. The foundation of the building is 16 storied one. The construction up to 5th floor of the building was completed under Government grants, 6th to 9th floor was completed from their own fund. The remaining 11th to 15th floor mainly civil structure except other facilities are required to be completed, if fund to the tune of Tk.10.00 crore could be arranged.

In these circumstances, the General Secretary of Faridpur Diabetic Association requested DBBL for providing financial assistance to construct the 11th to 15th floors of the hospital building and purchase 13 numbers of Haemodialysis machines to create a separate Haemodialysis unit.

DBBL granted their appeal and decided to provide a donation of Tk.100,000,000/- (Taka one hundred million) only to Faridpur Diabetic Association for meeting up the expansion cost of 5 (five) floors (11th to 15th) of the Medical College & Hospital Building located at Jhiltuly, Faridpur. In this connection, an MOU was signed between Dutch-Bangla Bank and Faridpur Diabetic Association to disburse the fund in phases subject to the progress of the construction work. It is mentionable that the committed amount of Tk.100,000,000/- has already been disbursed among which Tk.30,000,000/- disbursed in the year 2017 and the construction work is completed.

Besides, Dutch-Bangla Bank provided 13 numbers of German-made Fresenius Brand (Model # 4008S) Haemodialysis machines to Faridpur Diabetic Association Medical College Hospital for creating a separate Haemodialysis Unit to serve the dialysis patients affected by kidney disease. The said Haemodialysis machines have already been installed and the Haemodialysis Unit is functioning properly to serve the patients.



Dutch-Bangla Bank Haemodialysis Unit at Faridpur Diabetic Association Medical College Hospital (inside view).

2.1.3 Donation to SHEBA Health Center

'BAFWWA Health Center SHEBA' is a benevolent medical service provider, which is located in BAF Ghati Bangabandhu at Kurmitola in Dhaka Cantonment. It is running under the supervision of Bangladesh Air Force Women Welfare Association (BAFWWA). It has been providing treatment facilities for the non-entitled class-IV personnel of BAF since June, 2013.

As a non-govt. and welfare organization, SHEBA is running with the help of donations from different sources. In this connection and as per request of the authority of BAFWWA, Health Center SHEBA, DBBL approved donation of Tk.100,000/- only per month for a period of 03 years effective from May 2014 to April 2017 in favor of "SHEBA" for continuing its treatment facilities to the non-entitled class- IV personnel of BAF.

The tenure of the financial support is completed in April 2017. But the authority of BAFWWA informed that they still need financial support from DBBL to exert themselves to the utmost extent for the deprived people and further requested for the continuation of the financial support to serve the humanity.

In this connection, the authority of DBBL decided to continue financial support of Tk.100,000/- (Taka one hundred thousand) only per month for a period of 03 years effective from December 2017 to November 2020 in favor of 'BAFWWA Health Center SHEBA' for continuing its treatment facilities to the non-entitled class- IV personnel of BAF.

Accordingly, a total amount of Tk.500,000/- has already been disbursed in favour of 'BAFWWA Health Center SHEBA' in the year 2017.

2.2 Smile Brighter program

'Smile Brighter' program is an initiative taken by DBBL to bring back smile on the face of the boys and girls with cleft-lip and cleft-palate through plastic surgery at free of cost. DBBL contributed Tk.58.98 million for cleft-lip and cleft-palate operation under 'Smile-Brighter' program since 2003.

Boys and girls cursed with cleft-lips face numerous problems in everyday life such as disruption of formal education, hassle in attending social ceremonies and restraint while getting married. They live in our society with no destiny, shattered hope and gloomy future. In our country, poor cleft patients have very little access to the plastic surgery. Most of the patients receive no treatment at all.

Considering the sufferings of the cleft lipped boys & girls, Dutch-Bangla Bank has taken an initiative to bring back smile on the face of the boys and girls with cleft-lips through plastic surgery at free of cost across the country under the banner "Smile Brighter" in 2003. This is a continuous program aiming at performing as much operation as possible per year.



Before operation



After operation

Photograph of a cleft-lip baby (before and after operation)

DBBL's efforts towards the cleft-lip and cleft-palate patients

In the year of 2017 several cleft-lip and cleft-palate operation camps were arranged in different parts of Bangladesh like- Satkhira, Sunamganj, Brahmanbaria, Dhaka, Lalmonirhat and Gazipur. During 2003 to 2017 more than 6,093 poor cleft-lipped boys & girls have been successfully operated upon across the country under the Bank's "Smile Brighter" program. Among which 241 operations were done in the year 2017.



Managing Director and CEO of DBBL Mr. Abul Kashem Md. Shirin along with the renowned plastic surgeons and cleft-lip patients are seen in a Cleft-lip and Cleft-palate operation camp under "Smile Brighter" program.

Smile Brighter is an initiative taken by DBBL in the year 2003 to bring back smile on the faces of the Cleft-lip and Cleft-palate boys and girls through plastic surgery at free of cost.

Total number of cleft-lip and cleft-palate operation and expenditure since 2003:

Period	Total no. of operation	Total expenditure (Taka in million)
2003-2017	6,093	58.98

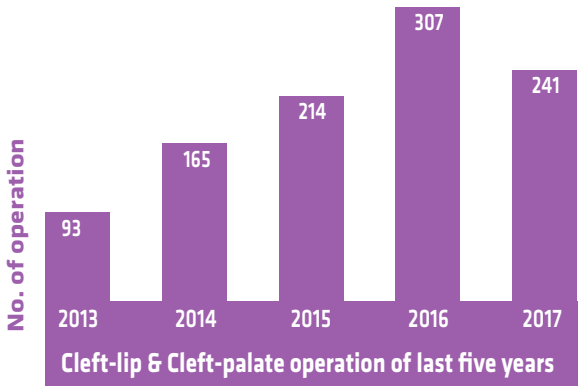

2.3 Cataract operation for underprivileged blind people

Visual impairment is an immense social problem in our country. Cataract is the major cause of blindness and 80% of them can resume vision through cataract operation. A large number of rural poor people are deprived of the opportunity to do away with the problem. Keeping their sufferings in mind, Dutch-Bangla Bank Foundation has been continuing the cataract operation program for underprivileged blind people by providing sophisticated cataract surgery (Intra Ocular Lens) throughout the country since 2008.



As a part of social cause activities to serve the distressed humanity, Dutch-Bangla Bank arrange Cataract Operation camps (IOL) at free of cost for the poor blind patients round the year at different locations of the country. Managing Director & CEO of DBBL Mr. Abul Kashem Md. Shirin is seen visiting such a cataract operation camp.

Several Camps were arranged under this program in Dhaka, Mymensingh, Rangpur, Lalmonirhat, Hobiganj, Sylhet, Magura, Khulna, Cox's Bazar, Laxmipur, Chandpur, Noakhali, Narayanganj and Kushtia districts. About 11,905 cataract operations have so far been completed successfully among which 1,900 operations were done in 2017.

Total number of cataract operation and expenditure since 2008:

Period	Total no. of operation	Total expenditure (Taka in million)
2008-2017	11,905	28.02

Statistics of Cataract operation of last five years:

Year	No. of Operation	Expenditure (Taka in million)
2013	1,500	3.60
2014	1,500	3.60
2015	1,600	3.84
2016	1,900	4.56
2017	1,900	4.56

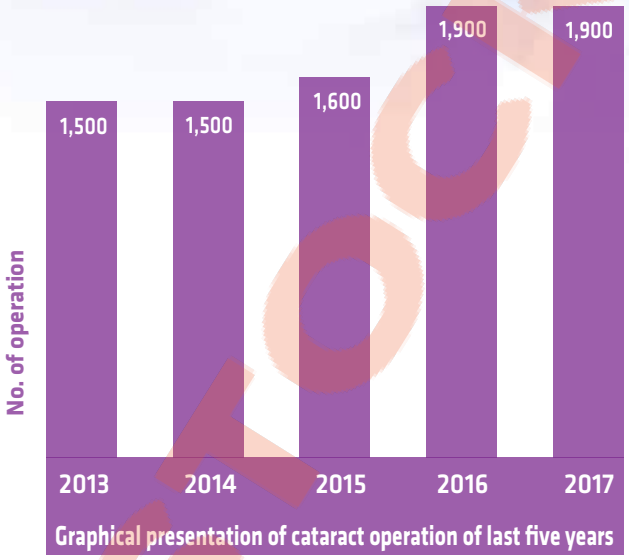

Graphical presentation of cataract operation of last five years

2.4 Support for medical treatment

DBBL provides one time financial assistance to those who have been suffering from various diseases for long time and are not able to bear the treatment cost. In the year 2017 a total amount of Tk.3,681,106/- was donated as financial assistance to different helpless persons to meet the cost of their treatment.



Managing Director & CEO of DBBL Mr. Abul Kashem Md. Shirin is seen handing over the cheque of financial support to renowned singer Mr. Abdul Jabbar, for his treatment purpose. Honorable Governor of Bangladesh Bank Mr. Fazle Kabir and Mr. Manoj Kumar Biswas, GM of Sustainable Finance Department of Bangladesh Bank is present in the occasion.

3. Contribution in Disaster Management

Dutch-Bangla Bank Limited (DBBL) stands by the distressed people at the time when natural calamities occur. DBBL provides support to the affected people in cash and kind for their rehabilitation after the natural calamities like cyclone, flood, tornado, landslide, river erosion, conflagration etc. The donation in kind includes blankets, GCI sheets, food, medicine, water purifying tablets, etc. Some of the contributions of DBBL in this sector in 2017 are mentioned below:

3.1 Donation of blankets to the cold affected people of the country

The people of Bangladesh usually suffer in the chilling cold sweeping through many districts of the country every year. Poor people all over the country become the worst sufferers in the shivering cold as they can not buy warm clothes due to financial hardships. As in the past, this year also Dutch-Bangla Bank has come forward to stand by the cold-hit people of the country through distributing blankets among them.

Dutch-Bangla Bank has been distributing blankets among the poor people of the country for the many years. In this connection DBBL donated a total of 130,000 (one lakh thirty thousand) pieces of blankets in the year 2017.

Continuing with its yearly tradition, Dutch-Bangla Bank has donated the blankets to the Prime Minister's Relief Fund to address the misery of the poor and floating people, who are the worst sufferers in the chilling cold sweeping through many districts of the country. In this connection, Mr. M Sahabuddin Ahmed, Honorable Founder of Dutch-Bangla Bank handed over a sample of blanket to the Honorable Prime Minister Sheikh Hasina on November 27, 2017 at her official Gonobabhan residence, Dhaka.

The Honorable Prime Minister lauded the role of Dutch-Bangla Bank for extending its helping hands to mitigate the sufferings of the fellow countrymen and added that this donation is very timely and would inspire others to stand by the side of the cold-hit people of the country.

3.2 Donation to 'Prime Minister's Relief Fund' for helping the Flood-Affected distressed people of the country

Dutch-Bangla Bank donated Tk.50,000,000/- (Taka fifty million) only to 'Prime Minister's Relief Fund' to mitigate the sufferings of the flood-hit people and meet up the urgent need of crisis for flood affected people across the country. In this connection, Mr. M Sahabuddin Ahmed, Honorable Founder of Dutch-Bangla Bank handed over the cheque of donation to the Honorable Prime Minister Sheikh Hasina on August 23, 2017 at her official Gonobabhan residence, Dhaka.

3.3 Donation to 'Prime Minister's Relief Fund' to help the Rohingya refugees :

DBBL donated Tk.50,000,000/- (Taka fifty million) only to 'Prime Minister's Relief Fund' to help the Rohingya refugees who fled from Myanmar. In this connection, Mr. M Sahabuddin Ahmed, Honorable Founder of Dutch-Bangla Bank handed over the cheque of donation to the Honorable Prime Minister Sheikh Hasina on October 16, 2017 at her official Gonobabhan residence, Dhaka.

4. Contribution to Social Development

4.1 Donation to "Jatir Janak Bangabandhu Sheikh Mujibur Rahman Memorial Trust" and "Prime Minister's Education Assistance Trust"

Jatir Janak Bangabandhu Sheikh Mujibur Rahman Memorial Trust was formed to fund and aid researchers in their quest to study and analyze our nation's history, allowing them to educate and inform the common people of how the birth of Bangladesh actually take place. Besides, the Trust has been playing a vital role in implementing different social and philanthropic programs to help underprivileged people of the country. On the other hand, education is the only tool to make the country free from poverty and hunger. To ensure education for all the students properly, the government provides financial assistance to the students of different levels through

Prime Minister's Education Assistance Trust. Both of the Trusts have been running by the earnings of the seed money provided by the Honorable Prime Minister. But due to the fall of interest rate in financial sector the said two Trusts faced fund crisis to run its activities. In this situation, the authority of these two Trusts requested Bangladesh Association of Banks (BAB) to raise fund for them as financial support.

Accordingly, BAB organized a discussion meeting for mobilising fund for Jatir Janak Bangabandhu Sheikh Mujibur Rahman Memorial Trust and Prime Minister's Education Assistance Trust. In the meeting, it had been unanimously decided that on behalf of the member banks of BAB an amount of Tk.500,000,000/- (Taka five hundred million) only would be provided to each of the aforesaid two Trusts. In this connection, BAB requested Dutch-Bangla Bank to provide Tk.25,000,000/- (Taka twenty five million) only to "Jatir Janak Bangabandhu Sheikh Mujibur Rahman Memorial Trust" and Tk.25,000,000/- (Taka twenty five million) only to "Prime Minister's Education Assistance Trust".

In response to the decision of BAB, the esteemed authority of Dutch-Bangla Bank has provided Tk.50,000,000/- (Taka fifty million) only to the aforesaid two Trusts. In this connection, Mr. M Sahabuddin Ahmed, Honorable Founder of Dutch-Bangla Bank handed over the payment order of the financial support to the Honorable Prime Minister Sheikh Hasina on 15th May, 2017 at Gonobhaban, Sher-e-Bangla Nagar, Dhaka.

4.2 Donation to Anjuman Mufidul Islam

Anjuman Mufidul Islam (AMI) started its humble journey in 1905 in Calcutta, sponsored by a noble philanthropist named Mr. Seth Ibrahim Mohammad Dupley. Under the great leadership of Nawab Sir Samiullah, A. K. Fazlul Huq and H. S. Suhrawardi, who were the President of Anjuman, it steadily grew into a highly respected and successful public institution. For more than 108 glorious years now, Anjuman has been serving the deprived humanity with a high degree of trust, dedication and distinction. Except the burial service (Dafon Sheba) all other services of Anjuman including free ambulance service, free medical service, relief program, poverty eradication program, orphanage program are available to all the poor people irrespective of faith, caste and creed.

Anjuman is almost entirely dependent on private charity (Zakat & Sadaqa) as its source of income. To create an additional source of income, in view of providing the utmost services to the distressed humanity, Anjuman has taken up a landmark project to build a state of the art high-rise commercial building containing 15 floors (10,000 sft per floor), 3 basements, 184,000 sft area on its own land at 42, Anjuman Mufidul Islam Road, Kakrail, Dhaka.

In order to complete the construction works of the proposed complex, Anjuman needs to mobilize a huge amount of fund from the donors. In this circumstance, the President of Anjuman Mufidul Islam, requested DBBL for providing financial assistance to construct the imposing building. After discussion with the authority of Anjuman Mufidul Islam and reviewing the project proposal, DBBL committed to make financial support/donation of Tk.60,000,000/- in phases to 'Anjuman Mufidul Islam' for meeting up the cost of construction of 3 floors (Ground, 1st and 2nd floor) of the Anjuman Mufidul Islam building subject to progress of the construction work.

Among the committed amount Tk.40,000,000/- (Taka forty million) only has already been disbursed in favour of Anjuman Mufidul Islam to carry on the construction work out of which Tk.20,000,000/- (Taka twenty million) was disbursed in 2017. The construction work is going on in full swing.



A partial view of the Anjuman Mufidul Islam building (under construction) at Kakrail, Dhaka.

4.3 Donation for meeting up the beautification cost of the Mazaar gate of Hazrat Shah Paran (R.), Sylhet Sadar, Sylhet

Hazrat Shah Paran (R.) was one of the famous Sufi saints in the subcontinent who played a significant role in propagating Islam and establishing Muslim rule in Bangladesh especially in the Sylhet region. He was born in Hadramaut, Yemen and took part in the expedition of Sylhet which was led by Hazrat Shah Jalal in 1303 AD. After the conquest of Sylhet, he established a khanqah at Khadim Nagar in Dakshingarh Pargana, about 7 km away from Sylhet town, where he started Sufi spiritual practices and activities. After his death, a Mazaar was established in that place and from then it is known as Hazrat Shah Paran (R.) Mazaar.

Thousands of Muslim devotees across the country along with the people of other regions visit the Mazaar every day. There is a gate in the approach road of the Mazaar of Hazrat Shah Paran (R.) which needs to be renovated since it was built many years ago. In this connection, the Hon'ble Finance Minister, Govt. of the People's Republic of Bangladesh and member of the Parliament of Sylhet-1, Mr. Abul Maal Abdul Muhith and former ambassador and Ex-permanent representative of United Nations from Bangladesh Mr. A.K.M. Abdul Monem approached Dutch-Bangla Bank to provide financial support to enhance the beauty of the gate of the Mazaar of Hazrat Shah Paran (R.). They have also approached that the beautification project may be conducted as per the design of a renowned architect of Bengal Foundation.

As the proposed project is in Khadimpara Union Parishad of Sadar Upazila of Sylhet, Mr. Ashfaque Ahmed, Chairman of Sylhet Sadar Upazila Parishad and Mr. Md. Afsor Ahmed, Chairman of Khadimpara Union Parishad, Sylhet informed DBBL that they have estimated the cost amounting to about Tk.40,000,000/- (Taka forty million) only to complete the beautification project of the Mazaar gate as per the design of Bengal Foundation.

Considering the above, the competent authority of Dutch-Bangla Bank has agreed to provide Tk.40,000,000/- (in four phases, Tk.10,000,000/- in each phase) only for the beautification project of the Mazaar gate of Hazart Shah Paran (R.).

In this connection, the 1st phase of the committed donation, i.e. Tk.10,000,000/- (Taka ten million) only, has already been disbursed in 2017 in favour of the Mazar of Hazart Shah Paran (R.), Sylhet Sadar, Sylhet for the beautification project of the Mazaar gate.



Mr. Ashfaque Ahmed, Chairman of Sylhet Sadar Upazila Parishad is seen receiving the cheque of donation from Mr. Sayem Ahmed, Chairman of Dutch-Bangla Bank. Mr. M Sahabuddin Ahmed, Honorable Founder of Dutch-Bangla Bank, Mr. A.K.M. Abdul Monem, former ambassador and Ex-permanent representative of United Nations from Bangladesh and Mr. Abul Kashem Md. Shirin, Managing Director of Dutch-Bangla Bank were present on the occasion.

4.4 Donation for construction of a Bridge (with approach road at both sides) over Bizna Gang river on Kasba- Kuti road, Brahmanbaria

Kasba to Kuti is an important road which connects Brahmanbaria (Sarail) district with Comilla (Moynamoti). Total length of this road is 10.00 km. Kasba Railway station is very adjacent to this road. Many light and heavy vehicles move through this road daily. A river named as Bizna Gang divides the road into two parts. Over the Bizna Gang there is a 44 meters long Baily Bridge which connects the two parts of the road. But due to excessive use for a long time, the existing Baily Bridge has lost its temperaments. Different parts of the bridge have lost its capacity and become useless. Reconstruction work of the Baily Bridge has been done several times to keep the bridge functioning but due to excessive use it was not so useful. As a result vehicle movement through this bridge has become slow and very often accidents are being occurred as well as heavy traffic congestion at starting and closing time of schools, colleges, offices etc. are found regularly. Communication through this road has become hazardous and time consuming. More than 15,000 inhabitants of 9 Wards and 22 Mahallas of Kasba town are facing untold sufferings, especially those who have to carry daily necessities to and from hatbazar, go to Thana sadar, and communicate with the railway station everyday and go schools.

DBBL amply moved after going through the sufferings of the inhabitants of the locality as well as importance of the bridge. From the urge of its social commitment and social value of the project, DBBL agreed to provide financial assistance of Tk.49,725,000/- (Taka forty nine million seven hundred twenty five thousand) only inclusive of applicable VAT and AIT for constructing a bridge over Bizna Gang river on Kasba- Kuti Road under Brahmanbaria Road Division, Brahmanbaria through the joint venture of Total Design Consultant Limited (TDCL) & M/S Jewel Electronic (JE).

It is mentionable that the Roads and Highways Division of the Ministry of Road Transport and Bridges has given

its clearance to construct the bridge through a reputed engineering firm with financial assistance of DBBL. The construction work of the bridge was inaugurated on October 28, 2014. Already an amount of Tk.42,700,000/- only out of the committed amount was paid till now and the construction work has almost been completed.

Though the construction work of the bridge is completed, the bituminous carpeting work of the approach road at both sides of the bridge is yet to start and it is understood that more time is required to start the bituminous carpeting work of the approach road by Roads and Highways Division of the Ministry of Road Transport and Bridges. As such the facility of the bridge will not be utilized without execution of the bituminous carpeting of the approach road. To improve the communication system as well as public interest, it is required to execute the bituminous carpeting work of the approach road at both sides of the bridge immediately.

Considering the above, the competent authority of DBBL has provided financial support of Tk.7,735,000/- only for execution of bituminous carpeting work of the approach road at both sides of the bridge. Among which the rest amount of Tk.800,000/- only was paid in the year 2017.

5. Contribution to environmental beautification

Dutch-Bangla Bank constructed a monument in the crossing of Hotel Ruposhi Bangla and State Guest's House Jamuna. DBBL is also engaged in beautification of the road islands and footpaths from Kakrail Crossing to Hotel Ropashi Bangla Crossing of Dhaka metro as a part of city beautification project. Tk.2,198,800/- (Taka two million one hundred ninety eight thousand and eight hundred) only was spent in last year for maintenance of the monument and fountain.



DBBL monument and fountain in the crossing of Hotel Ruposhi Bangla and State Guest's House Jamuna epitomizes the ethereal sense of DBBL for environmental beautification.

6. Contribution for creating awareness on different social issues

DBBL has been engaged in creating awareness through electronic and print media since long on different social issues like – Hope and love make us lovely, Willpower is enough to do a good job, Good behavior with mentally retarded persons- a moral duty, Human for humanity, Drug addiction- a menace to destroy life, Plant tree- save environment etc.

The short dramas focusing on above social issues are telecast on several electronic media for creating awareness among the mass people. Considering this Dutch-Bangla Bank contributed Tk.6,350,000/- only in 2017. Some of the initiatives of DBBL regarding creation of awareness are enumerated here under:

৬.১. মানুষ বাঁচে আশায়, দেশ বাঁচে ভালোবাসায়





মানুষ জীবনের প্রতিটি ক্ষেত্রেই আশার উপর ভর করে চলে। এসব আশার কয়টিই বা পূর্ণ হয়। একটি স্বপ্ন ভেঙ্গে গেলে আরেকটি স্বপ্নের বুনন হয়। এভাবেই ভাঙ্গাগড়ার খেলায় চলে মানুষের জীবন। আর এর মাঝেই মানুষের ভেতর জন্ম নেয় একের প্রতি অন্যের শ্রদ্ধা, ভালোবাসা, দায়িত্ববোধ ইত্যাদি। তাই মানুষের কল্যাণে এগিয়ে আসে মানুষ। এভাবে বেঁচে থাকে একটি সমাজ, একটি দেশ। মানুষের মধ্যে এসব নৈতিকতা, মূল্যবোধ ও দেশপ্রেম জাগ্রত করার লক্ষ্যে ডাচ্-বাংলা ব্যাংক বিভিন্ন ইলেকট্রনিক মিডিয়া, প্রিন্ট মিডিয়া ও গুরুত্বপূর্ণ স্থানে বিল বোর্ড স্থাপনের মাধ্যমে প্রচার করে আসছে 'মানুষ বাঁচে আশায়, দেশ বাঁচে ভালোবাসায়'।

৬.২. ভালো কাজ করার জন্য পূর্বপরিকল্পনার প্রয়োজন পড়ে না, ইচ্ছাই যথেষ্ট





বনের গাছ কেটে ফেলা, নির্বিচারে পাখি শিকার কিংবা বনের পাখিকে খাঁচায় বন্দী করে রাখা ইত্যাদি মন্দ কাজ করে মানুষ তার বসবাসযোগ্য পরিবেশের ভারসাম্যটাই নষ্ট করে চলেছে। এইসব মন্দ কাজ করতে গিয়ে কত পূর্ব পরিকল্পনার প্রয়োজন হয়। অথচ আমরা ইচ্ছা করলেই বনের পাখিটিকে খাঁচা থেকে মুক্ত করতে পারি। এসব ভালো কাজের জন্য পূর্ব পরিকল্পনার প্রয়োজন হয়না, ইচ্ছাই যথেষ্ট। এই সচেতনতা সৃষ্টির লক্ষ্যে ডাচ্-বাংলা ব্যাংক বিভিন্ন ইলেকট্রনিক মিডিয়া, প্রিন্ট মিডিয়া ও গুরুত্বপূর্ণ স্থানে বিল বোর্ড স্থাপনের মাধ্যমে প্রচার করে আসছে **'ভালো কাজের জন্য পূর্ব পরিকল্পনার প্রয়োজন হয়না, ইচ্ছাই যথেষ্ট '**।

৬.৩. থাকবো ন্যায়ের সঙ্গে



মা, মাতৃভাষা ও মাতৃভূমির জন্য এদেশের মানুষেরা পূর্বে কত ত্যাগই না করেছেন। আমরা কি এর যথাযথ মূল্যায়ন করতে পেরেছি ? ভাষা আন্দোলন ও মুক্তিযুদ্ধের চেতনা নিয়ে গড়া এ বাংলাদেশের কতই বা উন্নতি হয়েছে। চারিদিকে আজ শুধু অস্থিরতা, অরাজকতা ও অসততা। এভাবে আর চলতে দেয়া যায়না। এদেশের তরুণরা কি পারেনা দেশটাকে বদলে দিতে, এরা কি পারেনা সকল অশুভ তৎপরতার বিরুদ্ধে রুখে দাঁড়াতে। দেশ প্রেমের চেতনা নিয়ে দৃঢ় প্রতিজ্ঞা করতে হবে যে, আজ থেকে কোন অন্যায় নয়, আমরা ন্যায়ের সাথেই থাকবো।

তবেই এ দেশটি একদিন সোনার বাংলা হিসেবে রূপ নিবে। এই আদর্শ দেশ গড়ার চেতনা সবার মাঝে জাগ্রত করতে ডাচ্-বাংলা ব্যাংক বিভিন্ন ইলেকট্রনিক মিডিয়া, প্রিন্ট মিডিয়া ও গুরুত্বপূর্ণ স্থানে বিল বোর্ড স্থাপনের মাধ্যমে প্রচার করে আসছে **'থাকবো ন্যায়ের সঙ্গে'**।

৬.৪. প্রতিবন্ধীদের প্রতি সুস্থ আচরণ সবার নৈতিক দায়িত্ব

প্রতিবন্ধীরা সমাজে সবসময়ই অবহেলার শিকার হন। কিন্তু এরাও আমাদের সমাজের একটি অংশ এবং এদেরও সমাজে সুষ্ঠুভাবে বাঁচার অধিকার রয়েছে। তাই প্রতিবন্ধীদেরকে আর অবহেলা নয়, তাদের সাথে আমাদের সবসময় সহযোগিতামূলক ও সুস্থ আচরণ করা উচিত।



ডাচ্-বাংলা ব্যাংক এই বিশ্বাসকে সবার মাঝে ছড়িয়ে দিতে বিভিন্ন ইলেকট্রনিক মিডিয়া, প্রিন্ট মিডিয়া ও গুরুত্বপূর্ণ স্থানে বিল বোর্ড স্থাপনের মাধ্যমে প্রচার করছে 'প্রতিবন্ধীদের প্রতি সুস্থ আচরণ সবার নৈতিক দায়িত্ব'।

৬.৫. মাদকাসক্তি জীবন থেকে জীবন কেড়ে নেয়



মাদকাসক্তি আজ আমাদের যুবসমাজকে ধ্বংসের দিকে নিয়ে যাচ্ছে। যে বয়সে তরুণদের দেশ ও নিজেকে সামনের দিকে এগিয়ে নেয়ার লক্ষ্যে ব্যস্ত থাকার কথা সে বয়সে আজ তারা হতাশাগ্রস্ত হয়ে মাদকে আসক্ত হয়ে পড়ছে। মাদকাসক্ত ব্যক্তিরা শুধু নিজেরাই নিজেদের জীবনকে নষ্ট করছেনা বরং এর নেতিবাচক প্রভাব পরিবার, সমাজ ও রাষ্ট্রের উপর পড়ছে। ফলে সমাজে অস্থিরতা বিরাজ করছে।



তাই মাদককে নিরুৎসাহিত করার লক্ষ্যে ডাচ্-বাংলা ব্যাংক বিভিন্ন ইলেকট্রনিক মিডিয়া, প্রিন্ট মিডিয়া ও গুরুত্বপূর্ণ স্থানে বিল বোর্ড স্থাপনের মাধ্যমে প্রচার করে আসছে **'মাদকাসক্তি জীবন থেকে জীবন কেড়ে নেয় '**।

৬.৬. গাছ লাগান, পরিবেশ বাঁচান



প্রাকৃতিক ভারসাম্য রক্ষার্থে বেশী করে গাছ লাগানোর জন্য আমাদের সকলকে এগিয়ে আসতে হবে। এজন্য প্রয়োজন আমাদের সম্মিলিত উদ্যোগ ও সচেতনতা। দেশের জনগণকে সচেতন করার লক্ষ্যে ডাচ্-বাংলা ব্যাংক বিভিন্ন ইলেকট্রনিক মিডিয়া, প্রিন্ট মিডিয়া ও গুরুত্বপূর্ণ স্থানে বিল বোর্ড স্থাপনের মাধ্যমে প্রচার করে আসছে **'গাছ লাগান, পরিবেশ বাঁচান'** ।



6.1. Hope and Love make us lively

Hope is a sine qua non factor in human life but all hopes cannot be fulfilled. One dream falls apart and another one rises. Life goes through a topsy-turvy. Amid such a notion, respect, love and responsibility grow to support the human values. That's why men/women come forward for the welfare of society and country as well. DBBL has taken a move on the theme to make awareness among the masses to promote moral values and patriotism. A campaign has been launched through electronic media, print media and bill boards by the DBBL carrying the slogan 'Hope and Love make us lively.'

6.2. Willpower is enough to do a good job

Men are destroying the green environment through cutting trees and killing birds. A lot of preparations are needed to perpetrate such misdeeds. But we can free the birds from cage at our own wish. There is no need of pre-planning to do such good jobs, rather willpower is enough. DBBL has taken a move on the theme to make awareness among the masses. A campaign has been launched through electronic media, print media and bill boards by the DBBL carrying the slogan 'Willpower is enough to do a good job.'

6.3. Uphold justice

In the past, the citizens of this country sacrificed a lot to the cause of mother, mother-tongue and mother-land. Have we properly evaluated their contribution? Established on the spirit of language movement and liberation war, Bangladesh has not achieved desired development. Chaos, dishonesty and other vices have engulfed the country. But it cannot be tolerated further. The young generation should come forward to change the situation and resist all evil forces. There must be a strong determination in favour of justice and compromise with the injustice won't be tolerated. This country will be a true 'Golden Bengal' with accomplishment of such promises. That's why a campaign has been launched through electronic media, print media and bill boards by the DBBL carrying the slogan 'Uphold justice.'

6.4. Good behaviour with mentally-retarded persons, a moral duty

Mentally-retarded persons are neglected in our society. But they are part of our society and they have due right to live with honour. So there should not be any negligence towards such persons, rather we should extend cooperation in all aspects to them. A campaign has been launched through electronic media, print media and bill boards by the DBBL carrying the slogan 'Good behaviour with mentally-retarded persons, a moral duty.'

6.5. Drug addiction-a menace to destroy life

Drug addiction has been ruining our young generation. The age which is supposed to build a country towards prosperity is being trapped by drug addiction. Drug addicted people are not only destroying their lives, they are also ruining the family bondage and society fabrics creating imbalances in the society. DBBL has launched a campaign through electronic media, print media and bill boards carrying the slogan 'Drug addiction-a menace to destroy life.'

6.6. Plant tree, save environment

We must come forward to plant trees for the sake of environment balance. We need initiatives and awareness. DBBL has launched a campaign through electronic media, print media and bill boards carrying the slogan 'Plant tree, save environment.'

7. Donation on account of miscellaneous purposes

7.1 Contribution to the bereaved family members of the martyred Army Officers killed in BDR carnage

A good number of the brilliant officers of Bangladesh Army and some of their family members were brutally killed at the then BDR Headquarters at Pilkhana, Dhaka by some mutineers on February 25 & 26, 2009. As the nation mourned the loss of these valiant officers, Dutch-Bangla Bank made one-time donation of Tk.2,500,000/- towards assisting the bereaved family members of the martyred Army Officers through Prime Minister's Relief Fund. The Honourable Founder Chairman of DBBL handed over the cheque for Tk.2,500,000/- to the Prime Minister on 10th March, 2009.

Dutch-Bangla Bank with a plan of long term financial assistance for the bereaved family members, decided that it would make a donation of Tk.40,000/- per month totaling Tk.480,000/- (Taka four hundred eighty thousand) only per year to every bereaved family to continue for the next 10 (ten) years starting from 2009.

The survived members of the following 5 martyred army officers have been getting Tk.480,000/- (Taka four hundred eighty thousand) only each per year from Dutch-Bangla Bank since 2009:

SL	BA No. & Name of the Martyred Army Officers	Name of the Survivor
1	BA-2480, Major Mokbul, EB	Tahira Nipa
2	BA-2790, Major Azizul Hakim, Engineer	Mrs. Aflima Aziz
3	BA-4711, Major Syed Idris Iqbal, Engineer	Dr. Taslima Rafiq
4	BA-5108, Major Abu Syed Gazzali Dastagir	Kazi Ibrahim Dastagir
5	BA-5987, Captain Mohammed Tanvir Haider Noor	Tasnuva Maha

In this connection, DBBL donated Tk. 2,400,000/- (Taka two million four hundred thousand) only in the year 2017.

7.2 Donation of a Pick-up Van to Motijheel Police Station

The Officer In-charge of Motijheel Police Station, Dhaka Metropolitan Police (DMP), Dhaka informed DBBL vide letter dated June 11, 2017 that Motijheel is one of the most populous areas of Dhaka City Corporation and most important commercial centers of the country. The number of vehicles used in Motijheel Police Station is very insufficient against its requirement. Moreover, the vehicles used in patrolling of force and security of banks/financial institutions are not fit and most of the time they remain out of order at roads. As a result public safety and security is seriously hampered. To improve the law and order situation as well as to ensure safe banking transactions/activities, Motijheel Police Station needs 02 (two) Pick-up Vans on emergency basis. In this connection, the Officer In-charge requested Dutch-Bangla Bank Limited for donating 02 (two) units of Pick-up Van to Motijheel Police Station of Dhaka Metropolitan Police.

Considering the above, DBBL donated 01 (one) unit Single Cabin Toyota Townace Pick-up Van in 2017 to Motijheel Police Station of Dhaka Metropolitan Police to perform their activities diligently.



The officials of DMP and DBBL are seen in a frame while DBBL handing over a Pick Up Van to DMP.

7.3 Donation of 02 (two) units of Toyota Hi-ace Microbus to the Detective Branch of Dhaka Metropolitan Police

The Detective Branch (DB) of Dhaka Metropolitan Police is always dedicated to ensure the safety and security of Dhaka City dwellers. This branch is discharging its different public safety and security related jobs such as controlling the criminal offences, maintaining the law and order, preventing the religious extremism, recovering the illicit drugs and arms, investigating the heinous and clueless cases etc. with the highest degree of knowledge and efficiency. But the scarcity of motor vehicles compared to the increasing manpower is very acute in DB of DMP. To run the operational activities of DB smoothly, they are in need of more transport facilities. In this connection, the Additional Commissioner requested Dutch-Bangla Bank Limited for donating at least 03 (three) units of Hi-ace Microbus to the Detective Branch of Dhaka Metropolitan Police to enhance their activities for public safety and security.

Considering the importance of the proposal, DBBL donated 02 (two) units of Toyota Hi-ace Microbus in 2017 to the Detective Branch of Dhaka Metropolitan Police to perform their activities efficiently.



Mr. Sayem Ahmed, Honorable Chairman of Dutch-Bangla Bank is seen handing over the key of Toyota Hi-ace Microbus to Mr. Md. Assaduzzaman Mia, BPM(Bar), PPM, Honorable Commissioner of Dhaka Metropolitan Police (DMP).

7.4 Contribution to reduce the sufferings of the helpless prisoners through legal assistance

Legal Assistance to Helpless Prisoners and Persons (LAHP) is a non-profit, human welfare and service oriented organization which provides legal assistance to helpless prisoners and persons who have little or no knowledge of court proceedings. As informed, the organization has extended assistance to prisoners who have been detained in custody for years without any specific case or did not have the means to proceed with their case because of dire financial reasons and also provide support for their rehabilitation as required. As a non-profit organization, they requested for financial assistance to continue its services towards the helpless prisoners.

It is mentionable that Dutch-Bangla Bank had provided financial assistance of Tk.1,000,000/-, Tk.1,500,000/- and Tk.1,500,000/- only to LAHP in 2013, 2015, and 2016 respectively for reducing the sufferings of the helpless prisoners.

In this connection, the Executive Director of LAHP further requested Dutch-Bangla Bank to make financial assistance of Tk.2,000,000/- (Taka two million) only and expected that our response to LAHP has made them resolute in their commitment to carry on with their objectives.

Considering the importance of the issue DBBL donated an amount of Tk.1,500,000/- (Taka one million five hundred thousand) only in 2017 to Legal Assistance to Helpless Prisoners (LAHP) to reduce the sufferings of the helpless prisoners through legal assistance.

A few of many memorable incidents and illustrations of the impact of DBBL scholarship program are described here for our valued clients and stakeholders.

স্বপ্ন পূরণের পথে যেসব শিক্ষার্থীরা....

ডাচ্-বাংলা ব্যাংক তার বৃত্তি কর্মসূচির আওতায় আর্থিকভাবে অসচ্ছল অথচ মেধাবী হাজারো ছাত্র-ছাত্রীকে বৃত্তি দিয়ে আসছে। এসব ছাত্র-ছাত্রীদের সাথে কথা বলে জানা যায় তাদের পরিবারের করুণ ইতিহাস। যা শুনলে যে কারো চোখে জল আসবে। সেসব ছাত্র-ছাত্রীরা তাদের অবর্ণনীয় কষ্টকে জয় করে এতদূর পর্যন্ত এসেছে। তাদের পথচলাকে কিছুটা হলেও ছন্দময় করতে ডাচ্-বাংলা ব্যাংকের ক্ষুদ্র প্রয়াস হলো এ শিক্ষাবৃত্তি কর্মসূচি। যেসব মেধাবীরা অকালে ঝরে পড়ে যাচ্ছিল এ বৃত্তির মাধ্যমে তারা আজ পেয়েছে টিকে থাকার অবলম্বন। নতুন করে বাঁচার আশায় বুক বাঁধছেন তারা। তাদের মনের অভিব্যক্তিগুলো এখানে তুলে ধরার চেষ্টা করা হলো :

On way to fulfill the dreams of the learners

Dutch-Bangla Bank Limited (DBBL), under its scholarship program, has been awarding scholarships to thousands of meritorious but poor students in need of financial aid in studying at different levels of education. Talking with the students, we came to know the sad history of their family. The touchy stories may bring tears in every body's eye. The students are fighting with poverty and conquered the suffering and came to the long. To make their way easy, the Dutch-Bangla Bank Limited (DBBL) initiates the scholarship program. The meritorious students who were being dropped out because of poverty, the programs salvaged them to survive. They are finding a new lease of hope. Some of their expressions are mentioned here:

ডাচ্-বাংলা ব্যাংকের শিক্ষা বৃত্তি আমার ভবিষ্যৎ সাফল্যের উৎসাহ এবং কঠোর পরিশ্রম তথা অধ্যবসায়ের প্রেরণা

সৌরভ বর্মণ, ময়মনসিংহ জেলার নিকলী উপজেলার অর্ন্তগত প্রত্যন্ত গ্রাম ধামপাড়ার এক দরিদ্র জেলে পরিবারের সন্তান। চার ভাই-বোন ও বাবা মা সহ ছয় সদস্যের পরিবারে একমাত্র উপার্জনক্ষম ব্যক্তি তার বাবা নদীতে মাছ ধরে জীবিকা নির্বাহ করেন । এর মধ্যে থেকেই তার বাবা অতি কষ্টে সে সহ তার চার ভাই-বোনদের পড়াশুনার খরচ যোগাড়ের ব্যবস্থা করতেন। তার বাবা নদীতে মাছ ধরতে না পারলে পরিবারের সবাইকে না খেয়ে থাকতে হতো। তাদের থাকার ঘরটাও ছিল আঁধাভাঙ্গা টিনশেডের। বৃষ্টির দিনে প্রায়ই ভাঙ্গা চাল দিয়ে ঘরের ভেতর পানি পড়ত। সে যখন অষ্টম শ্রেনীতে পড়ত জে. এস. সি. পরীক্ষার প্রাক্কালে একদিন বৃষ্টির পানিতে তার প্রিয় বিজ্ঞান বইটা নষ্ট হয়ে গিয়েছিল। তখন টাকার অভাবে বিজ্ঞান বইটা কেনা সম্ভব হয়নি এবং এক বন্ধুর কাছ থেকে বইটা ধার নিয়ে পড়াশুনা করে এবং জে. এস. সি. পরীক্ষায় অংশগ্রহণ করে জিপিএ ৫ অর্জন করতে সক্ষম হয় । তার প্রবল ইচ্ছা ছিল বিজ্ঞান বিভাগ নিয়ে পড়াশুনা করার। কিন্তু পরিবারের আর্থিক দূরাবস্থা দেখে প্রতিবেশীরা তাকে বিজ্ঞান বিভাগ নিয়ে পড়াশুনা করতে বরাবরই নিরুৎসাহিত করত। বিজ্ঞান বিভাগে পড়াশুনার খরচ বহনের সামর্থ্য তার বাবা মায়ের যে নেই তা সে বুঝত। কিন্তু তারপরেও এই ইচ্ছা পূরণে সে থেমে যায়নি।



সৌরভ বর্মণ

"উৎসাহের উপর সাফল্য নির্ভর করে শতকরা পাঁচ ভাগ আর কঠোর পরিশ্রমের উপরই সাফল্য নির্ভর করে পচাঁনব্বই ভাগ" টমাস আলভা এডিসন এই বাণীটি তাকে আরও সামনে এগিয়ে যেতে প্রবলভাবে তাড়িত করে এবং সে যথারীতি বিজ্ঞান বিভাগেই ভর্তি হয়। রাতদিন টিউশনি করে এবং অন্যের ক্ষেতে কাজ করে শত বাধা সত্ত্বেও পড়াশুনা থেকে এক মুহূর্তের জন্যে পিছিয়ে পড়েনি। বরং প্রবল আগ্রহ ও অক্লান্ত পরিশ্রমের মাধ্যমে সে আস্তে আস্তে ইচ্ছা পূরণের দিকে এগিয়ে গেছে। এমন কি

এস.এস.সি. পরীক্ষার রেজাল্ট প্রকাশের দিন বিকালে মাঠে কাজ করে যখন সে বাড়ী ফিরছিল তখন পথে বন্ধুদের কাছ থেকে এস. এস. সি. পরীক্ষার ফলাফল জানতে পারে। সে ২০১৭ সালে এস. এস. সি. পরীক্ষায় অংশ গ্রহন করে এবং গোল্ডেন জিপিএ ৫ অর্জন করে । আর এই রেজাল্টের খবর শুনে সে তার জীবনের সব কষ্ট ভুলে যায়।

তার প্রবল ইচ্ছা ছিল শহরে কোন একটা ভালো কলেজে বিজ্ঞান বিভাগে ভর্তি হওয়া এবং কোন রকম সামনে পিছনে না ভেবে দেশের শ্রেষ্ঠ বিদ্যাপীঠ নটরডেম কলেজে একাদশ শ্রেণীতে বিজ্ঞান বিভাগে ভর্তির আবেদন করে ও ভর্তি পরীক্ষায় অংশগ্রহন করে মহান সৃষ্টিকর্তার অশেষ কৃপায় ভর্তির সুযোগ পায়। কলেজে ভর্তির টাকাও তার বাবার কাছে ছিল না। অন্যের কাছ থেকে ধার করে বাবা তাকে দেশের শ্রেষ্ঠ বিদ্যাপীঠ নটরডেম কলেজে একাদশ শ্রেণীতে বিজ্ঞান বিভাগে ভর্তি করায়। এরপর থেকে সে ঢাকায় এক বড় ভাইয়ের বাসায় থেকে পরিবারের সামান্য সহায়তায় অনেক কষ্টে পড়াশুনা করতে থাকে। কিন্তু কিছুদিন পর পরিবারের সামান্য সহায়তায়টুকুও বন্ধ হয়ে যায়। চারদিকে অন্ধকার দেখতে থাকে, পড়াশুনার খরচ যোগাড়ের কথা ভেবে। আর ভাবতে থাকে, তাকে পড়াশুনা বন্ধ করে হয়তো আবার গ্রামে ফিরে যেতে হবে এবং তার দীর্ঘ দিনের লালিত স্বপ্ন হয়তো এখানেই শেষ । এমন এক অনিশ্চিত মুহূর্তে ডাচ্-বাংলা ব্যাংকের শিক্ষা বৃত্তির বিজ্ঞাপন তার চোখে পড়ে। পরবর্তীতে সে এই বৃত্তির জন্য আবেদন করে এইচ.এস.সি. পর্যায়ের বৃত্তির জন্য মনোনীত হয় এবং আবারও সে তার অভিষ্ঠ্য লক্ষ্যে পৌছানোর স্বপ্ন দেখতে থাকে।

এইচ. এস. সি. পর্যায়ে ডাচ্-বাংলা ব্যাংকের শিক্ষা বৃত্তির জন্য মনোনীত মেধাবী শিক্ষার্থী সৌরভ বর্মণ তার অনুভূতি প্রকাশ করতে গিয়ে বলেন, "আমার ভবিষ্যৎ জীবন গঠনে এই ডাচ্-বাংলা ব্যাংক প্রদত্ত শিক্ষা বৃত্তি আমার পড়াশুনার খরচ সংক্রান্ত যাবতীয় অনিশ্চয়তা থেকে মুক্তি তথা দূর্দশাময় জীবনে প্রদীপ হয়ে জ্বলে উঠল। এখন আমার আর কোন ভয় নেই, কারণ আমার সাথে আছে ডাচ্-বাংলা ব্যাংক । ব্যাংকের এই বৃত্তি আমার পড়াশুনার অনেক সহায়ক হবে এবং আমার লালিত স্বপ্ন পূরণে সহায়তা করবে। ব্যাংকের এই মহান কার্যক্রমের জন্যই এই ব্যাংক আরও সমৃদ্ধ হয়ে উঠুক। আমার প্রতি এই ব্যাংক যে সহায়তার হাত বাড়িয়েছেন তার জন্য আমি ও আমার পরিবার ডাচ্-বাংলা ব্যাংককে হৃদয়ের অন্তঃস্থল থেকে ধন্যবাদ ও কৃতজ্ঞতা জ্ঞাপন করছি।"

সৌরভ বর্মণ,
এস. এস. সি-২০১৭ ব্যাচ, একাদশ শ্রেণী, নটরডেম কলেজ, ঢাকা।

Dutch-Bangla Bank scholarship encourages my future success and motivated to hard work and perseverance:

Sourouv Barmon, son of a poor fisherman lives in a remote village of Dhampara under the Nikli upazilla of Mymensingh district. His father is the lone bread-winner in a six member's family including four siblings with parents who maintains his livelihood through catching fish in river. Under such precarious situation, his father used to afford four siblings' education expenses in a very difficult way.

If his father could not catch fish, all of the family members would remain starved. Their accommodation was also shabby with half-broken tin-shaded room. Water seepage through this dilapidated residence during the rainy season was common. When he was in class eight, one day's rain water destroyed his favorite science book ahead of his JSC examination. Then it was not possible to buy a new science book for lack of money and he studied by borrowing a book from his friend and appeared at JSC examination and successfully achieved GPA-5.

He yearned for studying in science group. But neighbours always had discouraged to study in Science group due to the financial hardship of his family. He understood that his parents had no ability to afford his education expenses in Science Group. But he never stopped himself to fulfill this wish.

`Five percent successes depend on inspiration and ninety-five percent depends on perspiration'- a quote of Thomas Alva Edison strongly influenced him to move on and as usual he got admitted into science group. He did tuition (educate privately) day and night and worked in green fields owned by others, despite hundreds of obstacles, he never give up for a single moment to move.

Rather he gradually progressed to fulfill his desire through his yearning and tireless effort. In fact, when the SSC examination result was published, he was informed about his result from his friends while he was returning home after completing the menial job in the afternoon. In 2017, he appeared at SSC examination and successfully achieved golden GPA-5. He forgot all pains after hearing this result.

He had a yearning to get admitted into Science Group in a good college of the city and without thinking a little bit he applied to be admitted into Science group in country's renowned Notre Dame College and he qualified to study after passing the admission test by the grace of almighty. His father did not have the money for admission. By borrowing money from others, his father arranged his admission in class eleven, Science group at Notre Dame College, one of the best colleges in the country.

Since then, he began to study enduring hardship living at an elder brother's house in Dhaka with the very minimum help of his family. But a few days later his family assistance also stopped. It was a blow to him as far as his education expenses was concerned. He began to think that he has to stop study and return home again and his cherished dream will come to an end.

Under such a critical juncture, the advertisement of Dutch-Bangla Bank Scholarship attracted his attention. Later, he was selected after applying for this scholarship in HSC level and he started dreaming again to reach his goal.

Sourov Barmon, the talented nominated student of Dutch-Bangla Bank educational scholarship in HSC level shared his opinion – "The Dutch-Bangla Bank Scholarship is the lighthouse of my future life relieving me from all the uncertainties about the cost of my studies. Now I have no fear because Dutch-Bangla Bank is always with me. This scholarship of the bank will be very helpful in my studies and help me to fulfill my long cherished dream. This bank will become more prosperous for such kind of great program. I and my family are very thankful to Dutch-Bangla Bank and express our gratitude from the core of heart for the help extended to me.

Sourov Barmon,
SSC-2017, Class -XI,
Notre Dame College, Dhaka.

ডাক্তার হয়ে বাবা-মায়ের স্বপ্ন পূরণে দৃঢ় প্রত্যয়ী পিতৃহীন আসমা

মেধার বিচারে কেউ পিছিয়ে নেই, কিন্তু তাদের বড় বাধা শুধু আর্থিক অস্বচ্ছলতা। এমনি মেধাবী কিন্তু আর্থিকভাবে অস্বচ্ছল একজন শিক্ষার্থী ডাচ্-বাংলা ব্যাংক থেকে বৃত্তি পাওয়ার পর তার অনুভূতি প্রকাশ করতে গিয়ে যা বলেছিলেন তা অবিকল তুলে ধরা হলো:-

"ডাচ্-বাংলা ব্যাংক এমন একটি মহান ও সাফল্যময় প্রতিষ্ঠান যার জন্যই আমাদের মতো হতদরিদ্র, অসহায় এমনকি প্রতিবন্ধীরাও চিন্তামুক্তভাবে লেখাপড়া করতে পারছে। ইতোপূর্বে ডাচ্-বাংলা ব্যাংক এর আর্থিক সহায়তা ও নিজের অধ্যবসায় দ্বারা অনেকেই ডাক্তার, ইঞ্জিনিয়ার, শিক্ষক ও উচ্চপদস্থ কর্মকর্তা হিসেবে নিজেকে সমাজে প্রতিষ্ঠিত করেছে, কেউ কেউ অবদান রাখছে বিভিন্ন উন্নয়নমূলক কর্মকান্ডে আবার কেউবা আশা করছে তার স্বপ্নপূরণের, যেমন আমি। আমি আসমাউল হোসনা - রাজশাহী বিভাগের জয়পুরহাট জেলার বামনি নামের এক ছোট্ট গ্রামের মেয়ে। আমার বাবা ছিলেন একজন দিনমজুর আর মা গৃহপরিচারিকা, আর সেই জন্যই আমাদের কাছে ডাক্তার হতে চাওয়ার স্বপ্ন আকাশের চাঁদ ধরতে যাওয়ার চেয়ে কোন অংশে কম নয়। বাবার প্রেরণা আর আমার পরিশ্রমে আমি PEC তে বৃত্তি এবং JSC তে GPA-5 পাই। কিন্তু হঠাৎ একদিন, আমার SSC পরীক্ষার কয়েকমাস পূর্বে আমার প্রেরণার উৎস আমার বাবা হার্ট এ্যাটাকে মারা যান। তখন আমাদের জীবনে নেমে আসে দূর্ভোগ, আমরা দিশেহারা হয়ে পড়লাম।



আসমাউল হোসনা

পৃথিবীতে এর মতো কষ্টের বিষয় যেন কিছুই নেই, তবুও আমি পিছপা হলাম না। আমার বাবার আশা-ভরসার কথা চিন্তা করে মায়ের সহায়তাই আবার আমি স্কুলে যাওয়া শুরু করলাম, কিন্তু খরচের কি হবে? তখন আমাদের আত্মীয় স্বজনেরা আমাদের কিছু আর্থিক সহায়তা করলো কিন্তু তা দিয়ে তো আর সব খরচ মেটানো সম্ভব না? তাই অনেক অপূর্ণতাকে মেনে নিয়ে আমাকে পথ চলতে হয়। শুধু নিজের চেষ্টায় SSC পরীক্ষায় GPA-5 পেয়ে উত্তীর্ণ হই। বর্তমানে আমি বেগম বদরুন্নেসা সরকারী মহিলা কলেজ, ঢাকাতে অধ্যয়নরত। কিন্তু বিভিন্ন জনের কাছ থেকে প্রাপ্ত বিচ্ছিন্ন কিছু আর্থিক সহযোগিতা দিয়ে তো আর ঢাকা শহরে পড়ালেখার বিশাল খরচ চালানো সম্ভব নয়। আমার জন্য দরকার নিরবিচ্ছিন্ন ভাবে অর্থের যোগান। তাই পত্রিকায় ডাচ্-বাংলা ব্যাংকের বৃত্তির বিজ্ঞাপন দেখে আশার আলো দেখতে পাই ও বৃত্তির জন্য আবেদন করি।

যখন আমি জানতে পারলাম ডাচ্-বাংলা ব্যাংক আমাকে বৃত্তি দিয়ে আর্থিক সহায়তা করবে তখন যেন নিজেই বিশ্বাস করতে পারছিলাম না। আমার মনে হচ্ছিল এবার হয়তো আমার মতো দরিদ্র পরিবারের মেয়ের ডাক্তার হওয়ার স্বপ্ন পূরণ হবে। আপনারা আমার জন্য জন্য দোয়া করবেন - যেন আমি ডাচ্-বাংলা ব্যাংকের বৃত্তির টাকা সদ্ব্যবহার করে ডাক্তার হয়ে আমার প্রয়াত বাবার স্বপ্ন পূরণ করতে পারি। চিকিৎসা সেবা দিয়ে সমাজের গরীব ও অসহায় মানুষের সহায়তা করতে পারি। ডাচ্-বাংলা ব্যাংকের এই কার্যক্রমের জন্য কৃতজ্ঞতা প্রকাশের ভাষা আমার জানা নেই। কিন্তু আমি বলতে পারি সন্তান যেমন মায়ের কাছে ঋণী তেমনি আমি ও আমার পরিবার ডাচ্-বাংলা ব্যাংকের কাছে ঋণী। ডাচ্-বাংলা ব্যাংক আমার দুঃখের দিনের সাথী হয়েছে। আমার মত হাজারো শিক্ষার্থীদেরকে যদি ডাচ্-বাংলা ব্যাংক শিক্ষাবৃত্তির মাধ্যমে আর্থিক সহায়তা না করতো তা হলে আমাদের ভবিষ্যৎ অন্ধকারাচ্ছন্ন হয়ে যেত। তাই আমি কামনা করছি যে, ডাচ্-বাংলা ব্যাংক দীর্ঘজীবি হউক, আরো উন্নতি লাভ করুক এবং শিক্ষাবৃত্তির কার্যক্রম আরো প্রসারিত হোক।"

আসমাউল হোসনা,
একাদশ শ্রেণি, বিজ্ঞান বিভাগ,
বেগম বদরুন্নেসা সরকারী মহিলা কলেজ, ঢাকা।

Asma's cast-iron vow to be a doctor to materialize her parent's dream

No one is left behind considering intelligence, but they face financial crisis. One poor but a talent student who achieved the scholarship from Dutch-Bangla Bank Ltd explained her feelings and the words are mentioned in toto below-

Dutch-Bangla Bank is such a benevolent and successful institution for which poor and vulnerable students like us, even though physically challenged students, have been able to continue their study. Earlier many of the them became doctors, engineers, teachers and senior officers, few of them immensely contributed in development activities, and someone like me who tries to make his/her dream true. I am Asmaul Hosna, a girl from a village named Bamni of Joypurhat district of Rajshahi division. My father is a day-worker and mother is a house-wife. This is why, carrying a dream to be a doctor is impossible like landing on the moon. Inspired by my father and for my dedication and hard working, I got scholarship in PEC and achieved GPA-5 in JSC. Suddenly my father passed away due to cardiac arrest. Our lives became gloomy, we became guideless. Nothing is painful more than this, but I didn't budge. For the inspiration of my late father and heartiest assistance from my mother's end, I started to go to the school. But how do I pay the expenses? Relatives helped me but that was too little to bear my expenses. So I was passing my livelihoods without fulfilling many of my basic needs. With only of my own willingness, I got GPA-5 in SSC exam.

Now I am a student of Begum Badrunessa Govt Women's College, Dhaka. But it is quite difficult to bear expenses with a little bit support from my well-wishers. I need continuous financial support. So I found a lease of life by knowing about the Dutch-Bangla Bank scholarship in newspapers and applied for the scholarship. I didn't believe the news that Dutch-Bangla Bank selected me for the scholarship. I was trying to be confident that I got a chance to become a doctor, which I dreamt. Please keep me in your prayers that I will be able to become a doctor, which was my father's dream too through proper use of the received money from Dutch-Bangla Bank. I am determined that I will be a doctor, I will provide financial support like Dutch-Bangla Bank to the poor and talent students. I am very much grateful to the Dutch-Bangla Bank for this unforgettable support. I must say that I am indebted to Dutch-Bangla Bank as a child remains grateful to her mother. Dutch-Bangla Bank supported me in my troubled days. If thousands of students didn't get the support from Dutch-Bangla Bank, they would dropped out from a decent life. So I pray for the perpetuation of Dutch-Bangla Bank, and its enduring success so that it can extend its support.

Asmaul Hosna,
Class-XI, Science Section,
Begum Badrunnessa Govt. Women's College, Dhaka.

দৃষ্টিহীন সজীব পড়াশুনা করে লাঘব করতে চায় মায়ের দুঃখ কষ্ট

মো: সজীব চৌধুরী - একজন দৃষ্টিহীন শিক্ষার্থী। সে ২০১৭ সালে এস.এস.সি. পাশ করে ডাচ্-বাংলা ব্যাংকের বৃত্তির জন্য নির্বাচিত হয়। বর্তমানে সে মিরপুর সরকারী বাংলা কলেজে একাদশ শ্রেণির মানবিক বিভাগে অধ্যয়নরত। লেখাপড়া করে সে মায়ের স্বপ্ন পূরণ করে দেশের উন্নয়নে অগ্রণী ভূমিকা রাখতে চায়। সজীবের মুখেই শোনা যাক তার নিজের কথা:



মো: সজীব চৌধুরী

"গাজীপুর জেলার প্রত্যন্ত গ্রামের এক দরিদ্র পরিবারে আমার জন্ম। আমার যখন বোধ শক্তি হয় তখন আমার পিতার আদর-স্নেহ থেকে বঞ্চিত হই। কারণ আমার বাবা আমাদের ছেড়ে অন্যত্র চলে যায়। মা আমাদের দুই ভাইকে নিয়ে অনেক কষ্টে সংসার চালাতে থাকেন। বড় ভাই যখন ৫ম শ্রেণীতে পড়ে তখন মা হঠাৎ ভীষণ অসুস্থ হয়ে পড়ে। এ অবস্থায় বড় ভাই লেখাপড়া ছেড়ে দিয়ে সংসারের হাল ধরেন। সমাজের আর দশটা

ছেলের মতো আমিও বেড়ে উঠতে থাকি। কিন্তু যখন আমি অষ্টম শ্রেণীতে জে.এস.সি. পরীক্ষা দেই তখন অজানা এক ব্যাধিতে আমি আমার দৃষ্টিশক্তি হারিয়ে ফেলি।

আমার বড় ভাই ছিলেন সর্ম্পূণ সুস্থ আর আমি দৃষ্টিহীন। কিন্তু অত্যন্ত দুঃখের বিষয় ২০১৬ সালের ১১ই জুলাই আমার বড় ভাইও পৃথিবী ছেড়ে চলে যান না ফেরার দেশে। ভাইয়ের মৃত্যুর পর থেকে আমার মা গার্মেন্টসে কাজ করে আমাদের সংসার চালিয়ে নিতে থাকেন। কিন্তু তিনিও বিভিন্ন রোগ ব্যাধিতে আক্রান্ত। তাই নিয়মিত কাজে যেতে পারেন না বলে তার আয়ও কমে গেছে। এই অবস্থায় আমার লেখাপড়া চালিয়ে যাওয়া অত্যন্ত কষ্টসাধ্য হয়ে পড়ে। তবুও স্কুলের শিক্ষক ও প্রতিবেশীদের সহায়তায় ২০১৭ সালে হারবাইদ স্কুল এন্ড কলেজ, পূবাইল, গাজীপুর থেকে এস.এস.সি. পরীক্ষায় সাফল্যের সাথে উত্তীর্ণ হই। আমার সফলতার কথা শুনে আনন্দে মায়ের দু'চোখ অশ্রুসিক্ত হয়ে ওঠে।

আবারো প্রতিবেশীদের সহায়তায় মিরপুর সরকারী বাংলা কলেজে একাদশ শ্রেণীতে ভর্তি হলাম। কিন্তু দৃষ্টি প্রতিবন্ধীদের উচ্চ শিক্ষার জন্য বড় বাধা হলো অর্থ। কারণ দৃষ্টি প্রতিবন্ধীদেরকে ব্রেইল পদ্ধতির শিক্ষা উপকরণ ক্রয় বাবদ অনেক অর্থ ব্যয় করতে হয়। তাই উচ্চ শিক্ষার জন্য যে অর্থের প্রয়োজন তা আমি আর আমার মা কোথা থেকে পাবো? আমার পড়ালেখা কি তাহলে এখানেই বন্ধ হয়ে যাবে? এসব চিন্তায় যখন মা ও আমি যখন হতাশার অন্ধকারে নিমজ্জিত এমনই এক সময়ে ডাচ্-বাংলা ব্যাংকের শিক্ষা বৃত্তির সন্ধান পেয়ে আবেদন করি এবং মনোনীত হই।

বৃত্তির জন্য মনোনীত হয়ে এখন আমি নতুন জীবন গড়ে তোলার স্বপ্ন নিয়ে এগিয়ে চলেছি। আমার স্বপ্ন আমি উচ্চ শিক্ষায় শিক্ষিত হয়ে মানুষ গড়ার কারিগর হিসাবে খ্যাত শিক্ষকতা পেশায় যোগ দিয়ে আমার শিক্ষালব্ধ জ্ঞানের আলো ছড়িয়ে দেব সমাজে সবার মাঝে। আজ আমি ও আমার পরিবার অনেকটাই চিন্তামুক্ত, কারণ আজ একজন পরীক্ষিত বন্ধুর মত আমার পাশে আছে ডাচ্-বাংলা ব্যাংক। শুধু আমার পাশেই নয় আমার মতো হাজারো শিক্ষার্থীর পাশে আছে ডাচ্-বাংলা ব্যাংক। তাই শিক্ষা বৃত্তির মাধ্যমে আমি এবং আমার মতো হাজারো দরিদ্র ও মেধাবী শিক্ষার্থীর পাশে দাঁড়ানোর জন্য ডাচ্-বাংলা ব্যাংকের প্রতি রইল কৃতজ্ঞতা ও আন্তরিক শুভ কামনা।"

মো: সজীব চৌধুরী,
একাদশ শ্রেণী, মানবিক বিভাগ,
সরকারী বাংলা কলেজ, মিরপুর, ঢাকা।

Sajib Choudhury wants to contribute for the development of country

Sajib Choudhury is a visually impaired student. He passed his SSC exam in 2017 and was selected for the scholarship of Dutch-Bangla Bank Limited. He reads in class eleven at Humanities section at Mirpur Govt Bangla College. He wants to contribute a lot for the development of the country by fulfilling his mothers dream. Let's hear from Sajib:

I was born in a poor family in a village of Gazipur district. I lost my parents care when I became adult. Because my father left us and went to an unknown place, my mother then supported our livelihood facing an enduring struggle. We are two brothers. When my elder brother was in class 5, my mother became very sick. At this period my brother left his study and took the responsibility of our family. I was also grown up like other boys. While I was in class eight, I lost my sight due to an unidentified disease. My brother was healthy but I became visually impaired. But suddenly my elder brother passed away on 11 July, 2016. After this shocking incident, my mother started to work in a garments factory to bear the cost of our family. But now she is sick attacked by various diseases. So sometimes she failed to perform her office duty. As a result her income decreased.

At this stage it became impossible to continue my study. Moreover, by assistance of my school teacher and neighbours, I passed SSC exam in 2017 from Harbaid School and College. My mother became very delightful to hear the news. Again by getting support from rich people, I got admitted into Mirpur Govt Bangla College in class eleven. But for a visually impaired student, I faced financial hardship to continue my higher study. Because huge money was needed to buy education equipment for visually impaired students. I and my mother were in dark as we had no source of money. Will my study be stopped here? At this critical juncture of my life, I found a news of education scholarship offered by Dutch-Bangla Bank Limited. I applied for the scholarship and got selected. Now I dream to build a new life by getting support from Dutch-Bangla Bank Limited. My dream is to be a teacher by which I will bring light for the people and enlighten the society. My dream will be fulfilled if I continuously get support from Dutch-Bangla Bank Limited.

Now my family members are free of tension because we have a trusted friend besides me. Dutch-Bangla Bank Limited stands for thousands of students like me. I am very much grateful to Dutch-Bangla Bank Limited for such kindness.

Md. Sajib Choudhury,
Class-XI, Humanities Group,
Govt. Bangla College,
Mirpur, Dhaka.

মায়ের স্বপ্ন পূরণের পথে অদম্য ইমরান

২০১৬ সালে উচ্চ মাধ্যমিক পরীক্ষায় পাশ করে যে সকল শিক্ষার্থী ডাচ্-বাংলা ব্যাংকের শিক্ষা বৃত্তির জন্য চূড়ান্তভাবে নির্বাচিত হয়েছিল তাদেরই একজন মো: ইমরান হাসান। সে পত্রিকাতে বৃত্তির ফলাফলে নিজের নামটি দেখে বৃত্তি প্রদান অনুষ্ঠানে নিজের জীবনের কিছু কথা বলার জন্য আগ্রহ প্রকাশ করেছিল। পরবর্তীতে তাকে তার অনুভূতি প্রকাশ করার সুযোগ দেওয়া হয়। শোনা যাক ইমরান সেই অনুষ্ঠানে যা বলেছিল-

"আমার জন্ম দুঃখ দূর্দশাগ্রস্থ এক পরিবারে। বাড়ী পটুয়াখালী জেলার গলাচিপা থানার গোলখালী গ্রামে। বাবা ছিলেন একজন হত দরিদ্র কৃষক। অন্যের জমি চাষ করেই জীবিকা নির্বাহ করতে হত। কিন্তু ভাগ্যের কি নির্মম পরিহাস! আমার জন্মের ২ বছর পরেই বাবা Blood Cancer এ আক্রান্ত হয়ে আমাদের ছেড়ে চলে যান। অর্থের অভাবে বিনা চিকিৎসায় মরতে হয়েছে বাবাকে। দাদা বাড়ী থেকে তাড়িয়ে দেয়ায় আমার মা আমাকে নিয়ে নানা বাড়ী চলে আসে। নানা মৃত থাকায় আমাদের আশ্রয় দেওয়ার মতো কেউ ছিল না। আমার মা অন্যের বাড়ীতে কাজ করে খেয়ে না খেয়ে কোনো রকম দিন পার করতেন। আর স্বপ্ন দেখতেন, আমাকে পড়াশুনা শিখিয়ে মানুষ করবেন।



মো: ইমরান হাসান

৫ বছর বয়সে মা আমাকে প্রাইমারী স্কুলে ভর্তি করিয়ে দেন। প্রতিবেশীরা তখন ব্যঙ্গ করে বলত- যার কিনা দুবেলা খাবারই জোটে না তার আবার লেখাপড়া! প্রতিবেশীদের সহযোগিতা পাওয়া তো দূরের কথা- পেয়েছি গঞ্জনা, অবহেলা আর মানসিক আঘাত। আমি তখন পঞ্চম শ্রেনীতে পড়ি সামনে বৃত্তি পরীক্ষা, পরীক্ষার ফি দিতে হবে ৫০ টাকা। আমার মা তখন অসুস্থ । টাকার অভাবে চিকিৎসা তো দুরের কথা দুমুঠো ভাতও মুখে তুলে দিতে পারিনি। তার উপরে কোন মুখে পরীক্ষার ফি এর কথা বলব? স্কুল থেকে ফিরে না খেয়ে এক প্রতিবেশীর সাথে ক্ষেতে কাজ করি। সন্ধ্যাবেলা সে আমাকে খেতে দেয় আর ৩০ টা টাকা দেয়। সেই টাকা দিয়ে পরীক্ষার ফি দিই। ৫০ টাকার জন্যেও আমাকে অভুক্ত অবস্থায় কাজ করতে হয়েছে। যা হোক আল্লাহর রহমতে আমি পঞ্চম শ্রেণীতে ট্যালেন্টপুলে বৃত্তি পাই।

শহরের স্কুলে ভর্তি হওয়ার সামর্থ্য না থাকায় গ্রামেই মাধ্যমিক বিদ্যালয়ে ভর্তি হই। কিন্তু কিভাবে চলবে পড়ালেখার খরচ? সহপাঠীদের পুরনো খাতার ফাঁকে ফাঁকে লিখতাম। কাগজ কলম কেনার সামর্থ্য ছিলনা। কেরোসিন তেলের অভাবে রাত্রে ঘরে আলো জ্বলতো না। অন্যের বাড়িতে বারান্দায় বসে পড়তাম। আল্লাহর রহমতে JSC পরীক্ষায় Golden A+ পাই। SSC পরীক্ষা দিব, ফর্ম পূরণ করার টাকা ছিল না। স্যারদের সহযোগিতায় ফর্ম Fill-up করি এবং SSC পরীক্ষায় Golden A+ পাই এবং বরিশাল বোর্ডে চতুর্থ হই। HSC পরীক্ষায়ও Golden A+ পাই এবং বরিশাল বোর্ডে প্রথম হই।

স্বপ্ন ছিল মেডিকেলে পড়ব। চান্সও পাই স্যার সলিমুল্লাহ মেডিকেল কলেজে, কিন্তু ভর্তির টাকা পাব কোথায়? তখন আমার কলেজ থেকে প্রিন্সিপাল স্যার ১০ হাজার টাকা দেন যা দিয়ে ভর্তি হই। সরকারী মেডিকেলে চান্স পাবার পরেও আমাকে খরচের কথা ভাবতে হয়েছে। মেডিকেলে তো অনেক খরচ, আমার মায়ের পক্ষে এত খরচ বহন করা কোনোভাবেই সম্ভব না। তাহলে কি আমার ডাক্তার হওয়ার স্বপ্ন অপূর্ণই থেকে যাবে?

তখন আশার আলো হিসাবে দেখা দিয়েছিল ডাচ্-বাংলা ব্যাংকের শিক্ষা বৃত্তি। তাই মেডিকেলে ভর্তি পরীক্ষার আগেই ডাচ্-বাংলা ব্যাংকে বৃত্তির জন্য আবেদন করেছিলাম। ব্যাংক আমাকে নিরাশ করেনি। যেদিন শুনলাম, আমাকে বৃত্তির জন্য চূড়ান্তভাবে নির্বাচিত করেছে সেদিন আমি ও আমার মা খুশিতে আত্মহারা হয়ে গিয়েছিলাম। মনে সাহস পেলাম যে, কেউ তো আমার পাশে এসে দাঁড়িয়েছে, উষ্ণতার হাত বাড়িয়ে দিয়েছে। ডাচ্-বাংলা ব্যাংকের এই বৃত্তি আমার ভবিষ্যৎ পথচলাকে আরও সুন্দর করবে। আমার মাকে হাড়ভাঙ্গা পরিশ্রম থেকে অনেকটাই স্বস্তি দিবে। আমাকে আর টিউশনি করে চলতে হবে না। নিশ্চিন্তে লেখাপড়া করতে পারবো। আমার বাবা নেই ঠিকই, কিন্তু ডাচ্-বাংলা ব্যাংকের এই বৃত্তি আমার অভিভাবকের ভূমিকা পালন করবে। এই বৃত্তি হাসি ফোটাবে আমার মতো অসহায়দের মুখে।

সবাই আমার জন্য দোয়া করবেন, আমি যেন ভাল ডাক্তার হয়ে মানুষের সেবা করতে পারি। আর কোনো বাবাকে যেন বিনা চিকিৎসায় আমার বাবার মত অকালে প্রাণ হারাতে না হয়।"

মো: ইমরান হাসান,
এম.বি.বি.এস, ১ম বর্ষ,
স্যার সলিমুল্লাহ মেডিকেল কলেজ, ঢাকা।

Indomitable Imran moved on the way to fill mothers' dream

Md. Imran Hasan, was one of the students who was finally selected for Dutch-Bangla Bank Limited Education scholarship in 2016 after passing Higher Secondary School certificate examination. When he saw his name in a newspaper as a recipient, he expressed interest to speak about his life in a scholarship ceremony. Later, he got the opportunity to express his feelings. Now listen to what Imran said in that function:

"I was born in a distressed family. The house is in Goalkhali village under Galachipa thana of Patuakhali district. My father was a very poor farmer. He used to earn

his livelihood by farming in the farmland owned by others. But what an unkind destiny! After two years of my birth, father expired suffering from blood cancer.

Due to lack of money, my father had to die without treatment. Mother came to her parent's house with me while my grandfather drove away us from the house. My maternal grandfather was dead so there was no one to give us shelter in that house. My mother passed the days facing lot of hardships working as a housemaid in other's home. She dreamed to make me a well-learned human being through providing education.

At the age of five, mother admitted me into a primary school. Then neighbors ridiculed me saying when daily food cannot be managed then how to study more! Neighbors did not support me but always harassed, neglected and mentally tortured me. When I was in class five, scholarship examination was nearing and the examination fee was fifty taka. My mother was seriously ill.

Due to lack of money, I could not give a little bit of food in her mouth and treatment was far away. How can I say about the examination fee under such critical juncture? Returning home, I worked in a Greenfield with a neighbor without having any food. In the evening, he gave me some food and thirty taka. I paid the examination fee with that money. I had to work for fifty taka only remaining starved. However, I got talent-pool scholarship in class five by the grace of Allah.

Being unable to get admission in the city school, I got admitted into a secondary school of the village. But how could I afford my educational expenses? I wrote in the used old blank areas of my classmate's exercise copies. I had no ability to buy any pen and paper. There was no light at night in the room due to lack of kerosene. I studied by sitting in other's veranda. By the grace of Allah I got golden A+ in JSC examination. At the time of SSC examination, there was no money to fill up the form. With the help of my respected teachers, I filled up the form and obtained GPA-5 and stood fourth in Barisal education board. I also got GPA-5 in HSC examination and stood first in Barisal board.

I had a dream to study in Medical science. I also got the chance to study in Sir Salimullah Medical College but where will I get the money for admission? Then Principal sir of my College donated ten thousand taka to complete my admission. Although I got the chance to admit into a government medical college but I had to think about the expenses. My mother was unable to afford the high cost of medical education. So, will my dream to be a doctor will remain unfulfilled?

Then, Dutch-Bangla Bank scholarship was seen as a light of hope. So, before the medical admission test, I applied for the Dutch-Bangla Bank Educational scholarship. The bank did not disappoint me. On the day when I heard that I was finally selected for the scholarship, I and my mother were over the moon. I got an inspiration that someone has stood beside me with a very cordial warming hand.

This Dutch-Bangla Bank scholarship will make my future life smooth. It will relieve my mother from toiling job. I will also be saved from offering private education. I could study in a blissful way. It is right that my father is not with me but this scholarship of Dutch-Bangla Bank will play the role as a guardian in my life. This scholarship will bring smile in the faces of many helpless students like me.

Everyone will pray for me so that I can serve the people as a good doctor. No father should expire without any treatment like my father."

Md. Imran Hasan,
MBBS course, First Year,
Sir Salimullah Medical College, Dhaka.

শিক্ষা বৃত্তি পেয়ে জোছনার পরিবার ফিরে পেয়েছে স্বস্তি

"অর্থনৈতিক সমস্যার কারণে আমাদের দেশের অনেক মেধাবী শিক্ষার্থী তাদের মেধার বিকাশ ঘটাতে না পেরে অকালেই ঝরে যায়। মেধা, শ্রম, চেষ্ঠা, সব কিছু থাকার পরও যেখানে আর্থিক সমস্যার কারণে মেধা বিকশিত হতে পারেনা -সেখানেই শিক্ষাবৃত্তির মাধ্যমে আর্থিক সাহায্যের হাত বাড়িয়ে দিয়েছে ডাচ্-বাংলা ব্যাংক" নিজের অনুভূতি প্রকাশ করতে গিয়ে এমনটাই বলেছিলেন জোছনা খাতুন।

জোছনা খাতুন বর্তমানে সে ঢাকা বিশ্ববিদ্যালয়ের ব্যাংকিং ও ইন্স্যুরেন্স বিভাগে পড়াশুনা করছে। তার বাড়ি সাতক্ষীরা জেলার আশাশুনি থানার এক প্রত্যন্ত গ্রামে, যেখানে অধিকাংশ মানুষ জীবিকা নির্বাহ করে দিনমজুরের কাজ করে। আর তার বাবাও একজন দিনমজুর যার প্রতিদিনের মজুরী ১৫০ টাকা থেকে ২০০ টাকা যা দিয়ে ৫ সদস্যের পরিবারের খরচ চালানোই কষ্টকর। এখন জোছনার মুখেই শোনা যাক তার নিজের কথা:-

"আমার পড়াশুনা তো এক পর্যায়ে বন্ধই হয়ে যাচ্ছিল। কারণ বাবার পক্ষে আমাদের ৩ ভাই-বোনের পড়াশুনার খরচ বহন করার সামর্থ্য ছিল না। কিন্তু প্রত্যেক শ্রেণীতে ভালো ফলাফল করায় এবং শিক্ষকদের সহায়তায় ফ্রি পড়ার সুযোগ পেয়েছিলাম বলেই বাবা পড়াশুনা বন্ধ করতে পারতেন না। এমতাবস্থায় SSC পরীক্ষায় Golden A+ পেয়ে উত্তীর্ণ হই। তখন আশা আরও বেড়ে যায় কিন্তু বাবার আর্থিক অবস্থার কথা ভেবে হতাশায় ভেঙ্গে পড়ি। কিভাবে কলেজে পড়াশুনার খরচ যোগাবো? বাবা তো আমাকে পড়াশুনা করাতেই চাচ্ছিলেন না। এমনকি প্রতিবেশীদের পরামর্শে বাবা আমাকে বিয়ে দিয়ে দিতে চাচ্ছিলেন। এমনি অনেক প্রতিকূলতার মধ্যে দিয়ে যাচ্ছিল আমার জীবন। এমন সময় জানতে পারি আমাদের মতো দরিদ্র-মেধাবীদের জন্য ডাচ্-বাংলা ব্যাংকের শিক্ষাবৃত্তির কথা। বৃত্তির জন্য আবেদন করি এবং বাবাকে বলি এক্ষুনি বিয়ে দিয়ো না বৃত্তিটি পেলে আমি সেই টাকা দিয়েই পড়াশুনার খরচ চালাবো। আল্লাহর রহমতে আমি HSC পর্যায়ে ডাচ্-বাংলা ব্যাংকের বৃত্তিটি পেয়ে যাই। এই বৃত্তিটা

পাওয়ায় আমি যতটা খুশি হয়েছিলাম তার চেয়ে বেশি খুশি হয়েছিল আমার বাবা-মা। কারণ তাদেরকে আর তখন পড়াশুনার পরিবর্তে আমার বিয়ে দেবার কথা ভাবতে হবে না।



জোছনা খাতুন।

ডাচ্-বাংলা ব্যাংকের এই শিক্ষাবৃত্তি দিয়ে আমি আমার কলেজের পড়াশুনার খরচ চালিয়েছি এবং এর থেকে কিছু টাকা জমা করেছি যাতে পরবর্তীতে বিশ্ববিদ্যালয়ের ভর্তির খরচ দিতে পারি। এইভাবে ২০১৬ সালের HSC পরীক্ষায় আবারো Golden A+ পাই এবং ঢাকা বিশ্ববিদ্যালয়ে পড়ার সুযোগ পেয়ে ঢাকায় চলে আসি আর বাবা-মাকে বলে আসি চিন্তা করো না, আমার সাথে ডাচ্-বাংলা ব্যাংক আছে। আমি আবারো ডাচ্-বাংলা ব্যাংকের বৃত্তি পাবো।

বাবা-মা পড়ালেখা জানেনা, তাই তাদেরকে এই আশাটুকু দিতে পেরেছিলাম। আর এই আশাটুকুই বাস্তবে পরিণত হলো সেদিন, যেদিন পত্রিকায় ডাচ্-বাংলা ব্যাংকের শিক্ষাবৃত্তির চূড়ান্ত ফলাফলে আমার নামটি দেখতে পেলাম। আমি সেই মুহূর্তেই বাড়িতে ফোন করে জানাই। আমি দূর থেকে আমার বাবা-মার আনন্দিত মুখটি দেখিনি ঠিকই কিন্তু তাদের স্বস্তির নিঃশ্বাসটুকু বুঝতে পেরেছিলাম। এই স্বস্তি যেন শুধু আমার বা আমার পরিবারের নয় আমার মতো হাজারো বৃত্তিপ্রাপ্ত শিক্ষার্থীর পরিবারের - যেটা দিয়েছে ডাচ্-বাংলা ব্যাংক।

আমার মতো দরিদ্র মেধাবী শিক্ষার্থীদের কাছে এই শিক্ষাবৃত্তি যে কতটা গুরুত্বপূর্ণ তা ভাষায় প্রকাশ করার সার্মথ্য আমার নেই। আর্থিক কারণে যেখানে মেধা বিকাশের কোন সুযোগ থাকে না সেখানে ডাচ্-বাংলা ব্যাংকের এই শিক্ষাবৃত্তি আমাদের মতো দরিদ্র মেধাবী শিক্ষার্থীদের জীবন গঠনে এক সুদূর প্রসারী ভূমিকা রাখছে। ডাচ্-বাংলা ব্যাংক এই সামাজিক কল্যাণমূলক কার্যক্রমের মাধ্যমে আমার মতো শিক্ষার্থীদের শিক্ষাজীবন থেকে অকালে ঝরে পড়া তথা বাল্যবিবাহ রোধে গুরুত্বপূর্ণ ভূমিকা রাখছে। তাই ডাচ্-বাংলা ব্যাংকের কাছে আমি অনেক কৃতজ্ঞতা এবং এই ব্যাংকের উত্তরোত্তর সমৃদ্ধি কামনা করছি।"

জোছনা খাতুন,
ব্যাংকিং ও ইন্স্যুরেন্স বিভাগ,
ঢাকা বিশ্ববিদ্যালয়।

Zosna's family get sigh of relief after getting the scholarship

Many students do not develop their talent and financial crisis keep them at bay. Dutch-Bangla Bank has been expanding their financial helping hands where such crisis erupts. Expressing own feelings Zosna Khatun tell the story. Now Zosna Khatun is a student at the Department of Banking and Insurance in Dhaka University. She lived at Ashasuni village in Satkhira, where people earn their livelihood through day labour. And his father is also a day laborer and earns Tk 150-200. This is not enough for maintaining the cost of his five-member family.

Let listen to Zosna: At one stage, I have to stop my education. Because my father has not the ability to afford the cost of our three brothers-sisters' education. But as I get successes in every class and teachers give me the opportunity to read in without pay, so it cannot stop my education. At this moment, I got Golden GPA 5. Then my hope got a life-support. But my father's poor economic condition frustrated me. How do I manage the money for my education? My father is not interested on my education. Getting suggestion from neighbors, my father wanted to get me married. I have passed my life facing such troubles. After a few days, I came to know about the DBBL scholarship program and applied. I urged my father not to allow my marriage saying if I get the scholarship, then I will afford my cost of education, you do not need to think about that. At last, I got the scholarship at HSC level. After getting the news, my parents became happier than me.

I manage my cost of education through the scholarship and I also saved a little for getting admitted into a university. I got again GPA 5 at HSC exam in 2016 and got the chance to study at Dhaka University. I came to Dhaka and told my father not to be worried about me, I have Dutch-Bangla Bank beside me. I will get the scholarship from Dutch-Bangla Bank again. As my parents did not know about that, I assured them on the issue. And this comes true when I saw my name at final scholarship result sheet in newspaper. I inform it my home. I did not see my parent's face but realized their sigh of relief. The financial assistance of Dutch-Bangla Bank gives a much sought-after support not only to me or my family but also to thousands of students. I have no language to express that how important the scholarship was to a poor student like me. Where talent cannot develop because of financial crisis, the scholarship of Dutch-Bangla Bank plays an important role in poor students' life. These social activities of Dutch-Bangla Bank plays an important role to stop sudden drop out, means to stop the early marriage. So, I am grateful to Dutch-Bangla Bank Limited and wish success of the institution.

Zosna Khatun,
Department of Banking and Insurance,
Dhaka University.

সানিনার স্বপ্ন শিক্ষার আলোয় নিজেকে সহ সমাজকে আলোকিত করা

"আমি সানিনা আক্তার একজন দৃষ্টিহীন ছাত্রী। জন্মের পর থেকেই আমাকে অন্যের উপর নির্ভর করে চলতে হয় কারণ আমার দুই চোখই অন্ধ। আমাদের পরিবারের মোট সদস্য সংখ্যা ৬ জন। অভাবের সংসার আমাদের। নুন আনতে পানতা ফুরায়। আমার বাবা দীর্ঘ ২২ বছর যাবৎ অসুস্থ থাকায় সংসারের ভরণ-পোষনের জন্য মা'কেই দায়িত্ব নিতে হয়েছে। বাবা যখন সুস্থ ছিলেন তখন তিনি ফ্লাক্সে করে চা বিক্রি করতেন। বাবা অসুস্থ হবার পরে মাকে সেই কাজ করতে হত। কিন্তু মায়ের কাছ থেকে কেউ চা কিনতে চাইতো না। তাই মাকে বাধ্য হয়েই চা বিক্রি ছেড়ে দিয়ে ইট ভাঙ্গার কাজ করেতে হয়। মায়ের এই উর্পাজনে চলে আমাদের চার ভাই-বোনের লেখাপড়া। তার একার পক্ষে সংসারের ভরণ-পোষণসহ আমাদের লেখাপড়ার খরচ বহন করা রীতি মতো দুঃসাধ্য ছিল। এমন দিনও গিয়েছে যে বাড়িতে একমুঠো চালও ছিল না, মা অন্যের বাড়ি থেকে ভাত চেয়ে এনে আমাদের খাবার ব্যবস্থা করেছেন। অভাবের তাড়নায় বড় ভাইকেও লেখাপড়া ছেড়ে দিতে হয়। শত বাধা বিপত্তি সত্ত্বেও আমি হাল ছাড়িনি। মা আমার পড়ার আগ্রহ দেখে আমাকে দৃষ্টি প্রতিবন্ধীদের একটি স্কুলে ভর্তি করিয়ে দেন।



সানিনা আক্তার

অভাব-অনটন আর শারীরিক প্রতিবন্ধকতার পরেও পরবর্তীতে ২০১৪ সালে মিরপুর গার্লস আইডিয়াল ল্যাবরেটরী স্কুল এন্ড কলেজ থেকে জিপিএ-৪.৯৪ পেয়ে আমি এস.এস.সি পরীক্ষায় উর্ত্তীণ হই। এস.এস.সি পাশ করার পরে আমি ও আমার পরিবার খুশি তো হয়েছিলাম কিন্তু চোখে ছিল অশ্রুজল, কারণ এতদিন তো স্কুলে বিনা বেতনে পড়ালেখা করতে পেরেছি এখন তো আমার পড়ালেখার সম্পূর্ণ ব্যয় ভার আমার পরিবারকেই বহন করতে হবে।

আর্থিক অস্বচ্ছলতা এমন ভাবে আঁকড়ে ধরছিল যে মনে হচ্ছিল আমার লেখাপড়া বুঝি এখানেই থেমে যাবে। আমার বুঝি আর কলেজে বা বিশ্ববিদ্যালয়ে পড়া হবে না । কারণ উচ্চ মাধ্যমিকে ভর্তির খরচ, ব্রেইল সরঞ্জামাদি, থাকা-খাওয়া ইত্যাদি খরচ বহন করার মতো সামর্থ্য আমার পরিবারের ছিল না। মনের মধ্যে এমন সব আশংকা যখন বার-বার কড়া নাড়ছিল তখন ডাচ্-বাংলা ব্যাংকের শিক্ষা বৃত্তির কথা শুনে মনের ভেতরে যেন একটা আশার আলো খুজে পেলাম। বৃত্তির জন্য আবেদন করলাম এবং কর্তৃপক্ষ আমাকে তাদের বৃত্তির জন্য নির্বাচিতও করলো। সেদিনের সেই আবেগ আমার আজও মনে আছে। দৃষ্টিহীন বলে আমার মায়ের সেদিনের আনন্দ মাখা মুখটি আমি তখন দেখিনি কিন্তু অন্তর দিয়ে অনুধাবন করেছিলাম। ডাচ্-বাংলা ব্যাংকের শিক্ষা বৃত্তির সদ্ব্যবহার করে পরবর্তীতে ২০১৬ সালে সরকারী বেগম বদরুন্নেসা মহিলা কলেজ থেকে এইচ.এস.সি. পরীক্ষায় সম্মানের সাথে উর্ত্তীণ হই।

এইচ.এস.সি পাশের পরে উচ্চ শিক্ষা গ্রহনের জন্য আশা ছিল পূর্বের মতো এবারও ডাচ্-বাংলা ব্যাংক শিক্ষা বৃত্তি দিয়ে আমার পাশে দাঁড়াবে। সত্যিই ডাচ্-বাংলা ব্যাংক এবারও আমাকে নিরাশ করেনি। তারা আমাকে আবারো উচ্চ শিক্ষার সুযোগ দিয়েছে। আমি বর্তমানে ইডেন মহিলা কলেজে ইতিহাস বিভাগে অনার্স কোর্সে অধ্যয়নরত।

আসলে আমার এতদুর হয়তো আসা সম্ভব হত না, যদি ডাচ্-বাংলা ব্যাংক শিক্ষা বৃত্তি দিয়ে এভাবে এগিয়ে না আসতো। আজ আমি স্বপ্ন দেখি, চোখের আলো না থাকলেও উচ্চ শিক্ষায় শিক্ষিত হয়ে শিক্ষার আলোয় আমি নিজেকে সহ সমাজকে আলোকিত করবো। তাদের এই বৃত্তির কারণে আজ আমার মতো হাজার- হাজার মেধাবী শিক্ষার্থী মেধাকে বিকশিত করে নিজের ও সমাজের উন্নতি সাধন করতে সক্ষম হচ্ছে। তাই ডাচ্-বাংলা ব্যাংককে হৃদয়ের অন্তঃস্থল থেকে কৃতজ্ঞতা জানাই। ডাচ্-বাংলা ব্যাংকের এই কার্যক্রম আরো প্রসারিত হউক এই প্রত্যাশা করি।"

সানিনা আক্তার,
ইতিহাস বিভাগ, ১ম বর্ষ, ইডেন মহিলা কলেজ, ঢাকা।

Sanina's dream to enlighten society with the light of education

"I am Sanina Akter, a visually impaired student. Since my birth, I have to depend on others as my both eyes are blind. The number of our total family members is six. Our family faces financial hardship. The precarious situation is like after meat comes mustard. Although my father was ill for twenty two years, my mother took all the responsibilities to support the family.

When my father was capable, he used to sell tea by flux. After father's illness, my mother had to perform that job. But no one wanted to buy tea from my mother. Therefore, my mother had to abandon the job and joined in a brick field for breaking brick. Our four siblings' education expenses were arranged by my mother's income. It was insurmountable to her to bear our educational expenses in addition to helping our family.

Even we passed days when there was no stock of rice in our house; mother almost begged rice from another house to provide our food. Due to such scarcity, my elder brother had to abandon education. I did not give up despite facing such obstacles. My mother arranged my admission into a school of visually impaired people feeling encouraged at my interest in study.

Facing such scarcity and lack of physical impediment, I obtained GPA-4.94 in SSC examination from Mirpur Girls Ideal Laboratory School and College, Dhaka in 2014. After

passing the SSC, I and my family were over the moon but my eyes were filled with tears because I have been able to study with full-free studentship but now my family has to bear all of my education expenses.

Financial constraint came as a blow and it seemed my study would be stopped here. I won't attend College or University to study as my family was not able to afford Higher Secondary admission cost, Braille equipment, lodging etc. When my mind was facing such apprehension, I got the light of hope offered by Dutch-Bangla Bank scholarship.

I applied for the scholarship and the authorities also selected me for the scholarship. I still remember the emotion of that day. As I was blind, I could not see my mother's joyous face but I could feel that in mind. Embarking on the Dutch-Bangla Bank scholarship properly, I passed HSC examination from Begum Badrunnessa Mohila (Women's) College, Dhaka with accomplishment in 2016.

After passing HSC, I hoped that Dutch-Bangla Bank would stand beside me with the education scholarship as I moved for higher studies. Dutch-Bangla Bank really did not disappoint me. They gave me the opportunity to higher study again. I am presently studying in an honors course of History department at Eden Mohila (Women's) College, Dhaka.

In fact, it was not possible for me to come here if Dutch-Bangla Bank did not come forward with such a scholarship. Today, I dream that I do not have the eyesight; I will enlighten the society through learning education in advanced level. Because of their scholarship, thousands of talented students like me today have been able to develop their skills and improve themselves and the society as well. So, I am very thankful to Dutch-Bangla Bank and express gratitude from the core of my heart. I expect, Dutch-Bangla Bank will expand this program further."

Sanina Akter
History Department, Eden Mohila (Women's) College, Dhaka.

বিত্তবান নয়, ভাল ও আদর্শবান মানুষ হতে চান মেহেদী হাসান তানজিল

মেহেদী হাসান তানজিল, দরিদ্র বাবা মায়ের একমাত্র ছেলে। জন্মের পর থেকেই বাবার ইচ্ছা ও মায়ের স্বপ্ন বড় হয়ে সে একদিন আদর্শবান মানুষ হবে। তাকে ছাড়াও দুই বোন ও বাবা মা সহ পাঁচ সদস্যের পরিবারে একমাত্র উপার্জনক্ষম ব্যক্তি তার বাবা। যিনি পেশায় একজন সামান্য হোটেল কর্মচারী।

পরিবারে অভাব অনটন ছিল একটি নিত্যনৈমিত্তিক বিষয়। অর্থাভাবে বড় দুই বোনের পড়াশুনা বেশিদূর এগোতে পারেনি। অল্প বয়সেই তাদের বিয়ে হয়ে যায়। বাবা মা অনেক কষ্ট করে তাকে ঢাকায় যাত্রাবাড়িতে একটি প্রাথমিক বিদ্যালয়ে ভর্তি করান ও অতি কষ্টে পড়াশুনার খরচ যোগানের ব্যবস্থা করেন। বাবার সামান্য আয় দ্বারা পরিবারের সকলের মৌলিক চাহিদা পূরণ প্রায়ই অসম্ভব ছিল। এরই মধ্যে সে প্রাথমিক শিক্ষা সমাপনী পরীক্ষায় তার বিদ্যালয়ের শিক্ষার্থীদের মধ্যে প্রথম স্থান অর্জন করে ও যাত্রাবাড়ি আইডিয়াল স্কুলে ষষ্ঠ শ্রেণীতে ভর্তি হয়। ওখানে থেকে সে জুনিয়র বৃত্তি পরীক্ষায় অংশগ্রহণ করেও গোল্ডেন জিপিএ ৫ অর্জন করে এবং নবম শ্রেণীতে বিজ্ঞান বিভাগে ভর্তি হয়। পড়াশুনার খরচ আগের তুলনায় বেড়ে যাওয়ায় তার এবং তার বাবা-মায়ের চিন্তা আরও বেড়ে যায়। তাই খরচ মেটানোর জন্য তার মাও বাসায় সেলাইয়ের কাজ শুরু করেন।



মেহেদী হাসান তানজিল

সবাই প্রাইভেট পড়ত ও কোচিং এ ক্লাস করত। তার পক্ষে তা সম্ভব ছিল না। কিন্তু সে থেমে থাকেনি। কোন রকম প্রাইভেট পড়া ও কোচিং এ ক্লাস করা ছাড়া সে নির্বাচনী পরীক্ষায় অংশ গ্রহন করে আবারও প্রথম স্থান অর্জন করে। তারপরে শুরু হয়েছিল নতুন এক সমস্যা । তা হল এস. এস. সি. পরীক্ষার ফরম পূরণের টাকা যোগাড়। সবাই ফরম পূরণ করে ফেলেছে কিন্তু তার ফরম পূরণের অর্থ যোগাড় হচ্ছিল না। এক পর্যায়ে তার মনে হচ্ছিল পরীক্ষাই হয়তো দেয়া সম্ভব হবে না। তখন বাবা মা সহ সে বিদ্যালয়ের প্রধান শিক্ষকের সাথে দেখা করে সবকিছু বলার পর ১,৫০০ টাকায় এস.এস.সি. পরীক্ষার ফরম পূরণের সুযোগ দেন ও পরীক্ষায় অংশগ্রহন করে আবারও গোল্ডেন জিপিএ ৫ অর্জন করে। কিন্তু সামনে আবারও অন্ধকার, কোথায় ভর্তি হবে ও ভর্তির খরচ কিভাবে যোগাবে ? এরই মধ্যে সে দেশের শ্রেষ্ঠ বিদ্যাপীঠ নটরডেম কলেজে বিজ্ঞান বিভাগে ভর্তির সুযোগ পায় ও যথারীতি ভর্তি হয়। বিজ্ঞান বিভাগে পড়াশুনার অনেক খরচ এবং এই খরচ বহনের সামর্থ্য তার বাবা মায়ের নেই তা ভেবে চিন্তায় অস্থির। এর মধ্যে সে ডাচ্-বাংলা ব্যাংকের এইচ.এস.সি. পর্যায়ের শিক্ষা বৃত্তির জন্য আবেদন করে ও মনোনীত হয়।

একটানা ২ বছর ডাচ্-বাংলা ব্যাংকের শিক্ষা বৃত্তি মাধ্যমে ২০১৭ সালের এইচ.এস.সি. পরীক্ষায় অংশগ্রহণ করে এবং আবারও জিপিএ ৫ অর্জন করতে সক্ষম হয়। যথারীতি সে ডাচ্-বাংলা ব্যাংকের স্নাতক



পর্যায়ের শিক্ষা বৃত্তির জন্য আবেদন করে ও মনোনীত হয়। সে বর্তমানে বাংলাদেশ কৃষি বিশ্ববিদ্যালয়, ময়মনসিংহ -এ ভেটেরিনারি সায়েন্স অনুষদে অধ্যয়নরত।

এইচ.এস.সি. ও স্নাতক উভয় পর্যায়ে ডাচ্-বাংলা ব্যাংকের শিক্ষা বৃত্তির জন্য মনোনীত মেধাবী শিক্ষার্থী মেহেদী হাসান তানজিল তার অনুভূতি প্রকাশ করতে গিয়ে বলেন, "ডাচ্-বাংলা ব্যাংকের শিক্ষাবৃত্তি এইচ.এস.সি. পর্যায়ে শিক্ষা গ্রহনে বাবা মায়ের মত আরও একজন অবিভাবকের ন্যায় আমাকে চিন্তামুক্ত পড়াশুনার দায়িত্ব গ্রহন করেছিল এবং স্নাতক পর্যায়ে আবারও মনোনীত করে আমাকে চিন্তামুক্ত পড়াশুনার দায়িত্ব গ্রহনের মাধ্যমে আমার অভিষ্ঠ্য লক্ষ্যে পৌছাতে সাহায্য করছে । আমি আমার বাবার ইচ্ছা ও মায়ের স্বপ্ন পূরণের মাধ্যমে যেদিন আদর্শবান মানুষ হতে পারব সেদিনই ভাবব আমার আরেক অবিভাবকের প্রদত্ত শিক্ষা বৃত্তির উদ্দেশ্যও সার্থক হয়েছে। আমি এই প্রতিষ্ঠানের উত্তরোত্তর সমৃদ্ধি কামনা করছি"

মেহেদী হাসান তানজিল,
স্নাতক (১ম বর্ষ), ভেটেরিনারি সায়েন্স অনুষদ,
বাংলাদেশ কৃষি বিশ্ববিদ্যালয়, ময়মনসিংহ।

Mehedi Hasan Tanzil wants to be an ideal man

Mehedi Hasan Tanzil is a son of a poor family. His parents dream that Tanzil will be an ideal man in future. His father is the lone bread-winner of his family with members of two sisters and his mother. His father is a daily worker in a hotel. Dearth of money is a daily issue of his family. Study of his two elder sisters did not go so far for financial crisis. They got married at early age. His parents sent him to a primary school at a Jatrabari area in Dhaka and tried to bear expanses of his study.

It was impossible for his father to meet the basic needs with a small wages. Tanzil snared the first position at his PSC exam and got admitted into Jatrabari Ideal School in class six. He attended in Junior Scholarship exams and got Golden GPA 5. She got admitted in class nine at Science section. The expenses of his study increased as a new blow. His mother started tailoring job at her home to bear the expenses of Tanzil's study. All the students were admitted in private coaching centre except Tanzil. It was not possible for him due to financial crisis. But Tanzil did not stop the study at the stage. Again he secured the first position in his class without study in private coaching centre. But he faced another problem. His family had no money to pay the cost of SSC exam form fill-up. All the students completed the process, but Tanzil did not manage it. He felt at a stage that he could not able to appear at the SSC exam. Then his parents met his school teacher and told them everything. Then the teachers gave him the chance to fill up the form at Tk 1500 which allowed him to appear at the SSC exam.

Again he got Golden GPA 5. But he faced the same financial trouble again! Where he would be admitted and where he would get the money to admit. In this situation he got chance to get admit into the Notre Dame College, country's one of the best colleges. Studying in the Science Section is very costly and his parents were not able to bear the expenses. This was another tension. In these circumstances, he applied for the education scholarship of Dutch-Bangla Bank Limited and he was selected. After getting the education scholarship of Dutch-Bangla Bank Limited, he appeared at the HSC exam and again he got GPA 5. He again applied for the education scholarship of Dutch-Bangla Bank Limited and was selected. Now he is the student of Faculty of Veterinary Science at Bangladesh Agricultural University, Mymensingh.

After receiving the education scholarship of Dutch-Bangla Bank Limited for HSC and Honours level, he expresses his feeling, `After getting education scholarship of Dutch-Bangla Bank Limited at HSC level, I felt like the Bank helps to continue my study like my parents. And getting scholarship for Honours level, the Bank helped me to reach my targeted aim. When I will be an ideal man ensuring the dream of my parents, then I would feel that my another guardian's paid money brought the success. I wished the success of the Bank.'

Mehedi Hasan Tanzil,
1st year,
Faculty of Veterinary Science,
Bangladesh Agricultural University, Mymensingh.

তানজিলা আক্তার একজন দক্ষ প্রকৌশলী হয়ে দেশের সেবা করতে চায়

মেধা, ইচ্ছা শক্তি ও অধ্যবসায় থাকলে যে কোন মানুষ তার অভিষ্ঠ্য লক্ষ্যে পৌছাতে পারে। তানজিলা আক্তার তার উজ্জ্বল দৃষ্টান্ত। শিক্ষা জীবনে নানা প্রতিবন্ধকতা ও প্রতিকূলতাকে দৃঢ়তার সংগে মোকাবেলা করে এগিয়ে যাচ্ছেন। তিনি ২০১৭ সালে এইচ.এস.সি. পাশ করে ডাচ্-বাংলা ব্যাংকের বৃত্তির জন্য মনোনীত হন এবং বর্তমানে বাংলাদেশ প্রকৌশল বিশ্ববিদ্যালয়ে বায়োমেডিকেল ইঞ্জিনিয়ারিং বিভাগে প্রথম বর্ষে অধ্যয়নরত আছেন। নিজ জীবন সম্পর্কে তার লেখনী থেকেই জানা যাক বিস্তারিতঃ

"যে জাতি যত বেশি শিক্ষিত, সে জাতি তত বেশি উন্নত। তাই আমাদের দেশকে উন্নত করতে শিক্ষার অবদান অনস্বীকার্য। কিন্তু দুঃখজনক হলেও সত্য যে, অর্থনৈতিক সমস্যার কারণে আমাদের দেশের অনেক মেধাবী শিক্ষার্থী তাদের মেধার বিকাশ ঘটাতে পারছে না। যেমনটি ছিল আমার জীবন।

আমি তানজিলা আক্তার। আমার বাড়ি মাদারীপুর জেলার অন্তর্গত শিবচর থানার এক প্রত্যন্ত গ্রামে, যেখানে অধিকাংশ মানুষই দারিদ্রতার সাথে যুদ্ধ করে জীবিকা নির্বাহ করেন। আমার পরিবার তাদেরই একজন। আমার বাবা একটি কাপড়ের দোকানে বিক্রয় প্রতিনিধি হিসেবে কাজ করেন যা দিয়ে আমাদের ৭ সদস্যের পরিবারের খরচ চালানোই দুষ্কর। তাই বাধ্য হয়েই আমি বড় হয়েছি নানা বাড়িতে। কেরোসিন ফুরোবে বলে রাত্রে হারিকেন দিয়ে পড়তে দেওয়া হতো না। যার ফলে আমাকে দিনের বেলাতেই পড়া শেষ করতে হতো। প্রত্যেক শ্রেণীতে বরাবর প্রথম হওয়ায় শিক্ষকরা আমাকে বিনা বেতনে পড়ার সুযোগ করে দিয়েছিলেন। তাই আমার পড়াশুনা বন্ধ হয়নি।



তানজিলা আক্তার

আমি যখন নবম শ্রেণীতে বিজ্ঞান বিভাগে পড়ার আগ্রহ প্রকাশ করি, তখন প্রতিবেশীরা বলত,"পেটে ভাত জোটে না আবার বিজ্ঞান বিভাগে পড়তে চায়"। যে কারণে আমি মানসিক ভাবে ভেঙ্গে পড়ি। এমন সময় জানতে পারি যে, আমি জেএসসি পরীক্ষায় বৃত্তি পেয়েছি। তখন শিক্ষকরা আমাকে বিজ্ঞান বিভাগে পড়ার আশ্বাস দিলে আমি বিজ্ঞান বিভাগে পড়ার চূড়ান্ত সিদ্ধান্ত নেই। এমনকি এস.এস.সি. পরীক্ষার সময় ফরম পূরণ করার টাকাও ছিলনা। আমার এক শ্রদ্ধেয় শিক্ষকের সহায়তায় ফরম পূরণ করি। আল্লাহর রহমতে এস.এস.সি. পরীক্ষায় জিপিএ-৫ পাই। এরপর হলিক্রস কলেজে এক বড় ভাইয়ের সহায়তায় ভর্তি পরীক্ষা দেই এবং ভর্তির সুযোগও পেয়ে যাই। কিন্তু ভর্তি হব কিভাবে? নানা প্রতিবন্ধকতার মধ্যেও আমি কলেজে ভর্তি হই। অনেক কষ্ট সহ্য করে এবং অনেক স্বপ্ন নিয়ে কলেজে গেলাম। কিন্তু একমাস পর আমি বুঝতে পারলাম এত টাকা দিয়ে আমি এ কলেজে পড়তে পারবনা। বিষয়টি বুঝতে পেরে অধ্যক্ষ ম্যাডাম আমাকে বিনা বেতনে পড়ার সুযোগ করে দিয়েছিলেন। আর নিজের খরচ চালানোর জন্য কয়েকটা টিউশনী করাতে শুরু করলাম। এভাবে এইচ. এস.সি. পরীক্ষায়ও আমি জিপিএ-৫ পাই। স্বপ্ন ছিল ইঞ্জিনিয়ার হব। ভর্তির সুযোগও পাই বাংলাদেশ প্রকৌশল বিশ্ববিদ্যালয়ে বায়োমেডিকেল ইঞ্জিনিয়ারিং বিষয়ে। কিন্তু টাকা কোথায় পাব? সবার সহযোগিতায় ভর্তি হই। পাবলিক বিশ্ববিদ্যালয়ে ভর্তি হবার পরও আমাকে ভাবতে হয়েছে যে, বিশ্ববিদ্যালয়ে অনেক খরচ।

এই সময় জানতে পারলাম ডাচ্-বাংলা ব্যাংকের বৃত্তির কথা। বৃত্তির জন্য আবেদন করি এবং পরবর্তীতে বৃত্তির জন্য চূড়ান্তভাবে মনোনীত হওয়ার সংবাদ শুনে খুশিতে মনটা ভরে গিয়েছিল। মনে সাহস পেলাম কেউ একজন আমার পাশে এসে দাঁড়িয়েছে। এই বৃত্তি আমার জীবনের পথচলাকে আরও সুন্দর এবং সহজ করবে। আমাকে আর টিউশনী করতে হবে না। ডাচ্-বাংলা ব্যাংকের এই বৃত্তি হাসি ফোটাবে আমার মতো অসংখ্য অসহায়দের মুখে।

আমাকে বৃত্তি প্রদান করার জন্য ডাচ্-বাংলা ব্যাংককে আমার হৃদয়ের অন্তঃস্থল থেকে কৃতজ্ঞতা জানাচ্ছি। সবাই দোয়া করবেন যেন আমি একজন ভালো ইঞ্জিনিয়ার হয়ে দেশের সেবা করতে পারি।"

তানজিলা আক্তার,
বায়োমেডিকেল ইঞ্জিনিয়ারিং বিভাগ,
প্রথম বর্ষ, বাংলাদেশ প্রকৌশল বিশ্ববিদ্যালয়, ঢাকা।

Tanjila Akter wants to serve the country as a skilled engineer

Anyone can hit the jackpot of his/her life embarking on talent, will- power and perseverance. Tanjila Akter is such a glaring example. She has been progressing fast withstanding different kinds of obstacles in her education life. In 2017, after passing HSC examination, she was selected for Dutch-Bangla Bank scholarship and now she is studying in first year of Bio-medical department at Bangladesh University of Engineering and Technology. Now it could be known through her writing about her life:

"A nation is more developed if it is proportionately educated. So the contribution of education to develop our country is undeniable. But it is painfully true that many talented students cannot explore their talents due to financial hardship like me.

I am Tanjila Akter. I hail from a remote village of Shivcharthana under Madaripur district, where most of the people endure poverty to earn livelihood. My family is the one of them. My father earns a little through working as a salesman in a cloth store to afford the cost of seven-member family. So I was compelled to grow up in our grand-father's house. It was not allowed to read at night as it would raise the cost of hurricane lamp. As a result, I had to finish studies within daytime. As I grabbed the first position in every classes, the teachers allowed me the opportunity to study at free of cost. So my study did not stop.

When I desired to study in Science group in class nine then our neighbours used to ridicule me saying ' ohh,

she cannot afford her daily food cost, she will study in science,'. Such mockery really hurt me. At that time, I came to know that I got a scholarship in JSC examination. Then my teachers assured me to study in Science group and I finally decided to study in Science. Even at the time of SSC examination I had no money to fill up the form.

With the help of one of my respected teachers I filled up the form. By the grace of Allah, I obtained GPA-5 in SSC examination. After that, with the help of an elder brother, I appeared at the admission test at Holycross College and qualified. But how does my admission take place? I got admitted into the college withstanding many obstacles. After enduring a lot of hardships, I began my college life with a lot of dreams. But after one month, I realized I cannot afford my tuition fee at this college.

After assessing my precarious situation, the Principal Madam gave the opportunity to study with a full-free studentship. And I started doing some private tutitions to arrange my own cost. In this way I also got GPA-5 in HSC examination. I had a dream to be an engineer and got a chance to admit at Bio-medical engineering in Bangladesh University of Engineering and Technology (BUET). But where will I get the money. I got admitted with everyone's support. Even after admission into public universities, I had to think about the expensive cost of universities.

During this time, I heard about Dutch-Bangla Bank scholarship. I applied for the scholarship and felt happy that I was finally selected for the scholarship. I found mental courage that someone is supporting me. This scholarship will make the journey of my life more enjoyable and easier. I do not have to teach privately again. The Dutch-Bangla Bank Scholarship will bring smile in the face of several helpless people like me.

I would like to thank Dutch-Bangla Bank from the core of my heart for giving me the scholarship. Everyone will pray for me so that I can serve the country as a quality engineer.

Tanzila Akter,
First Year, Department of Biomedical Engineering,
Bangladesh University of Engineering and Technology,
Dhaka.

দৃষ্টিহীন জিলানী আহমেদ জ্ঞানের আলো দিয়ে বিশ্বকে জয় করতে চায়

মো. জিলানী আহমেদ ঢাকা বিশ্ববিদ্যালয়ের ইসলামের ইতিহাস ও সংস্কৃতি বিভাগের অনার্স ১ম বর্ষের ১ম সেমিস্টারের একজন শিক্ষার্থী। সে ২০১৫ সালে এস.এস.সি. পাশ করে ডাচ্-বাংলা ব্যাংকের শিক্ষাবৃত্তির জন্য মনোনিত হয়েছিল এবং ২০১৭ সালে এইচ.এস.সি. পাশ করে পূনরায় ডাচ্-বাংলা ব্যাংকের শিক্ষা বৃত্তির জন্য মনোনিত হয়েছে। দৃষ্টিহীন হলেও সে শিক্ষার আলো দিয়ে নিজেকে প্রস্ফুটিত করতে চায়। স্বপ্ন পূরণের বন্ধুর পথ সম্পর্কে কিছু অভিব্যক্তি প্রকাশ করতে গিয়ে জিলানী বলেন-

"স্বপ্ন যদি থাকে কারো বড় হওয়ার, শিক্ষা হলো একমাত্র হাতিয়ার। শিক্ষা একটি জাতির মেরুদন্ড। যে জাতি যত বেশি উন্নত, সে জাতি তত বেশি শিক্ষিত। তাই উন্নত জাতি গড়তে শিক্ষার গুরুত্ব অপরিসীম। শিক্ষা অর্জন করতে প্রয়োজন আর্থিক সচ্ছলতা। যে শিক্ষার্থী আর্থিকভাবে অসচ্ছল, তার শিক্ষা জীবন খুবই কষ্টসাধ্য।



মো. জিলানী আহমেদ

আমি মো. জিলানী আহমেদ। ২০১৭ সালে এইচ.এস.সি. পরীক্ষায় দনিয়া বিশ্ববিদ্যালয় কলেজ থেকে অংশ নিয়ে উত্তীর্ণ হয়েছি। বর্তমানে ঢাকা বিশ্ববিদ্যালয়ে ভর্তির সুযোগ পেয়েছি। আমার পিতা-মাতা সহ পাঁচ ভাই-বোন মিলে আমাদের পরিবার। আমার একজন বোন দৃষ্টি প্রতিবন্ধী। শুধু অর্থের অভাবে আমার বোন পড়াশুনা থেকে বঞ্চিত হয়েছেন। জন্মের পর থেকে আমিও অন্য সবার মত সুস্থ-স্বাভাবিক ছিলাম। কিন্তু ভাগ্যের কি নির্মম পরিহাস? ২০১১ সালে জে.এস.সি. পরীক্ষা দেওয়ার পর আমিও দৃষ্টি প্রতিবন্ধী হয়ে যাই।

তারপর একটি বছর অর্থের অভাবে কোথাও ভর্তি হতে পারিনি। কারণ আমার বাবা একজন দিনমজুর। তারপক্ষে আমাদের পরিবারের খরচের পাশাপাশি আমার লেখাপড়ার খরচ বহন করা অসম্ভব ছিল। তাই ২০১৫ সালে সরকারি প্রতিবন্ধী স্কুল থেকে এস.এস.সি. পাশ করার পর আমার

শিক্ষা জীবন বন্ধ হয়ে যাওয়ার উপক্রম হয়েছে। অতঃপর আমি ডাচ্-বাংলা ব্যাংকের নিকট শিক্ষাবৃত্তির জন্য আবেদন করি। তারা আমাকে মনোনিত করে আমার শিক্ষা জীবন সচল রাখতে সহযোগিতা করেন। শুধু আমার নয়, প্রতি বছর হাজার হাজার মেধাবী শিক্ষার্থীকে শিক্ষাবৃত্তি প্রদান করে তাদের কাঙ্খিত লক্ষ্য পূরণে ডাচ্-বাংলা ব্যাংক গুরুত্বপূর্ণ ভূমিকা রাখছে।

একটানা ২ বছর ডাচ্-বাংলা ব্যাংকের শিক্ষাবৃত্তি মাধ্যমে পড়াশোনা করে ২০১৭ সালের এইচ.এস.সি. পরীক্ষায় উত্তীর্ণ হয়ে আবারও স্নাতক পর্যায়ের শিক্ষা বৃত্তির জন্য মনোনিত হয়েছি। এজন্য আমি অত্যন্ত খুশি এবং আমি ও আমার পরিবার ডাচ্-বাংলা ব্যাংকের নিকট চির কৃতজ্ঞ।

"স্বপ্ন অনেক ছোট একটি শব্দ"। স্বপ্ন ছাড়া কল্পনাহীন মানুষের জীবন। হোক সে ধনী কিংবা দরিদ্র যে জন। বিখ্যাত সাহিত্যিক বলেছেন, এমন স্বপ্ন তুমি দেখো যে স্বপ্ন তোমাকে জাগিয়ে রাখতে সহায়তা করে। তাই আমি ও আমরা স্বপ্ন দেখি। যদি মনে করি স্বপ্ন একটি বাহন, তবে ডাচ্-বাংলা ব্যাংক আমাদের কাছে তার প্লাটফর্ম। সেজন্য ডাচ্-বাংলা ব্যাংককে সাথে নিয়ে বলতে চাই-

"চোখের আলো নেই বলে নইতো আমি নিঃস্ব,

জ্ঞানের আলো দিয়েই আমি জয় করিব বিশ্ব"

আমার জন্য সকলে দোয়া করবেন। আমি যেন ডাচ্-বাংলা ব্যাংকের শিক্ষাবৃত্তির উপহার সাথে নিয়ে আমার কাঙ্খিত স্বপ্ন পূরণ করতে পারি। আল্লাহ হাফেজ।

মো. জিলানী আহমেদ,
অনার্স ১ম বর্ষ, ইসলামের ইতিহাস ও সংস্কৃতি বিভাগ,
ঢাকা বিশ্ববিদ্যালয়।

Visually impaired Jilani Ahmed wants to conquer the world thru' the light of knowledge

Mohammed Jilani Ahmed is a student of First Semester of First Year (Honours) of Islamic History and Sangskrit department of Dhaka University. He qualified for Dutch-Bangla Bank education scholarship after passing the SSC exam in 2015 and again in 2017 after passing HSC exam. Despite his blindness, he wants to blossom himself through the light of education. On the troubled way to materialize his dream, Jilani expresses his feeling in the following sentences-

Education is the lone tool to materialize a dream to become great. Education is the backbone of a nation. A nation is developed when it is equally educated. So the importance of education is enormous to build a developed nation. Financial solvency is imperative to achieve education and a learner's education life is very painful if he or she cannot afford the education cost.

I am Mohammed Jilani Ahmed, a visually impaired student. I am now studying at Dhaka University after passing my HSC exam in 2017 from Dania University College. Our family consists of my father, mother and five siblings. One of my sister is visually impaired. My sister is deprived of education just due to financial constraint. What an unkind fate! I became visually impaired in 2011 after appearing at JSC exam. After that I could not get admitted into any school for one year due to lack of money. My father, a day worker was unable to afford my education cost after bearing the cost of family livelihood. So my education life faced a closure-like situation in 2015 after passing SSC from a government school, reserved for physically challenged students. Later I applied for education scholarship to Dutch-Bangla Bank and they selected me to continue my education life. Not only me, Dutch-Bangla Bank has been playing an instrumental role through providing scholarship to thousands of students every year aiming to fulfill their desired target.

So I expected the cooperation in future like the past and today I am very much happy for selecting me again for the most sought- after scholarship. I and my family members remain ever grateful to Dutch-Bangla Bank.

'Dream is a small word'

Without dream, human life, irrespective of owning money is free from imagination. Eminent writers said you should dream which helps you remain awake. So I and we dream. If dream is a tool, then Dutch-Bangla Bank is a platform to us. That's why I like to speak along with Dutch-Bangla Bank- "I am not destitute without having the vision of eye, but I will conquer the world through the light of wisdom." I seek blessing from all of you so that I can fulfill my desired dream with the gifts of Dutch-Bangla Bank. Allah Hafez.

Mohammed Jilani Ahmed,
1st Year,
Department of Islamic History and Culture,
Dhaka University.

স্বপ্ন পূরণ

ডাচ্-বাংলা ব্যাংক এর বৃত্তি পেয়ে আর্থিকভাবে অসচ্ছল অথচ মেধাবী অনেক ছাত্র-ছাত্রী আজ নিজ নিজ কর্মক্ষেত্রে প্রতিষ্ঠিত হয়েছে। এসব ছাত্র-ছাত্রীদের বিগত সময়ের পারিবারিক ইতিহাস অনেক করুণ। যা শুনলে চমকে উঠবে অনেকেই। সেসব ছাত্র-ছাত্রীরা তাদের অবর্ণনীয় কষ্টকে জয় করে এতদূর পর্যন্ত এসেছে। তাদের পথচলাকে কিছুটা হলেও ছন্দময় করেছিল ডাচ্-বাংলা ব্যাংকের এ শিক্ষাবৃত্তি। তাদের এই সাফল্যের ধারাবাহিকতায় সহযোগী হতে পেরে ডাচ্-বাংলা ব্যাংক আজ গর্বিত। তাদের মনের অভিব্যক্তিগুলো এখানে তুলে ধরার চেষ্টা করা হলো :

Fulfilling a dream

Getting scholarship from Dutch-Bangla Bank Limited (DBBL), the meritorious students in need of financial aid now are established in their own profession. The histories of their family were very sad. The students after fighting with poverty conquered the suffering and came to the long. To make their way easy, the Dutch-Bangla Bank Limited (DBBL) takes the scholarship program. DBBL feels proud to assist the poor continuously. Here few are mentioned :

"সামাজিক দায়বদ্ধতার যে অনুপ্রেরণা আমি ডাচ্-বাংলা ব্যাংক থেকে পেয়েছি তা আমি আমার চিকিৎসা সেবার মাধ্যমে সমাজে বিলিয়ে দিতে চাই"

-ডাঃ পিয়াস কুমার দেব
মেডিকেল অফিসার, দিরাই উপজেলা স্বাস্থ্য কমপ্লেক্স, সুনামগঞ্জ

ডাঃ পিয়াস কুমার দেব, ডাচ্-বাংলা ব্যাংকের একজন স্কলার। ৩৪তম বি.সি.এস. পরীক্ষায় উত্তীর্ণ হয়ে বর্তমানে তিনি সুনামগঞ্জ জেলার দিরাই উপজেলা স্বাস্থ্য কমপ্লেক্সে মেডিকেল অফিসার হিসেবে কর্মরত আছেন। আজ তিনি সমাজে একজন সম্মানিত ও প্রতিষ্ঠিত ব্যক্তি। কিন্তু আজকের এই অবস্থানে আসার জন্য তাকে অনেক সংগ্রাম ও কষ্ট করতে হয়েছে। আসুন তার সংগ্রামী জীবনের গল্প তার কাছ থেকেই শোনা যাক:

আমি ডাঃ পিয়াস কুমার দেব, পিতা-জয়ন্ত কুমার দেব, নেত্রকোনা জেলার পূর্বধলা উপজেলার শ্যামগঞ্জ নামক এক প্রত্যন্ত এলাকার একটি দরিদ্র পরিবারের সন্তান। ২০০৭ সালের এইচ.এস. সি পরীক্ষায় উত্তীর্ণ ব্যাচে ডাচ্-বাংলা ব্যাংকের বৃত্তিপ্রাপ্ত শিক্ষার্থীদের একজন আমি আজকের ডাঃ পিয়াস কুমার দেব। ঢাকার স্যার সলিমুল্লাহ মেডিকেল কলেজ থেকে এমবিবিএস পাশ করে ৩৪তম বি.সি.এস. পরীক্ষায় উত্তীর্ণ হয়ে বর্তমানে আমি সুনামগঞ্জ জেলার দিরাই উপজেলা স্বাস্থ্য কমপ্লেক্স মেডিকেল অফিসার হিসেবে ২০১৬ সাল থেকে কর্মরত আছি।

একটি সফল শিক্ষা জীবন সম্পন্ন করে বাংলাদেশে সরকারি চাকুরীতে প্রবেশের সর্বোচ্চ পরীক্ষায় উত্তীর্ণ হয়ে আমি আজকের এই অবস্থানে এসেছি। আমার আজকের এই অবস্থানে আসার পিছনে আমার ও আমার পরিবারের অবর্ণনীয় কষ্ট, প্রতিনিয়ত দারিদ্রতার সাথে সংগ্রাম এবং অনাহার - অর্ধাহারে দিনাতিপাতের ইতিহাস আমাকে এখনও অশ্রুসিক্ত করে।



ডাচ্-বাংলা ব্যাংকের শিক্ষাবৃত্তি প্রদান অনুষ্ঠানে নিজের অনুভূতির কথা বলছেন ডাঃ পিয়াস কুমার দেব

আমার পরিবারের আর্থিক অবস্থা ভালো ছিলো না। ৭ সদস্যের পরিবারে একমাত্র উপার্জনক্ষম ব্যক্তি ছিলেন আমার বাবা, যিনি কোন রকমে একটি ক্ষুদ্র ব্যবসা চালানোর চেষ্টার মাধ্যমে ৭ সদস্যের পরিবারের খরচ যোগাতে হিমশিম খেতেন। আর পরিবারের ভরণ পোষণের খরচ চালানোর পর আমাদের ২ ভাইয়ের পড়াশুনার খরচ চালানো আমার স্বল্প আয়ের পিতার পক্ষে রীতিমত দুঃসাধ্য ছিল। এ রকম আর্থিক দৈন্যের মধ্যে আমাদের শিক্ষা জীবনের শুরু। আমার বড় ভাই ছিলেন আমার চেয়ে ৩ বছরের বড়। স্কুলে পড়ার সময় বড় ভাইয়ের পুরানো বই দিয়েই চলত আমার পড়াশুনা। পড়াশুনায় বরাবরই ভালো ছিলাম বলে স্কুলের শিক্ষকরাও আমাকে বিনা বেতনে পড়ার সুযোগ দিয়েছিলেন। এমনি অনেক আর্থিক কষ্টের মধ্যে প্রয়োজনীয় মৌলিক চাহিদাগুলো পূরণ করা সম্ভব না হলেও সৃষ্টিকর্তার অশেষ কৃপায় আমাদের দুই ভাইয়ের মেধা ছিল, সাথে ছিল আমাদের অদম্য স্পৃহা। যার ফলে ২০০৫ সালে জালসুকা কুমুদগঞ্জ উচ্চ বিদ্যালয় থেকে এস.এস.সি. তে জিপিএ ৫ এবং ২০০৭

সালে ময়মনসিংহের শহীদ সৈয়দ নজরুল ইসলাম কলেজ থেকে এইচ. এস. সি. তে ও জিপিএ ৫ পেয়ে উত্তীর্ণ হই। মানব সেবার মহান পেশা চিকিৎসা সেবার প্রতি আমার আগ্রহ ছিল স্কুল জীবন থেকেই। অদম্য এই আগ্রহ নিয়ে মেডিকেল ভর্তি পরীক্ষায় অবতীর্ণ হয়ে চান্স পাই ঢাকার স্যার সলিমুলাহ মেডিকেল কলেজে। আর্থিক দৈন্যের সাথে নিদারুণ সংগ্রাম করে এইচ.এস.সি. পর্যন্ত পাশ করলেও ঢাকা শহরে থেকে মেডিকেলে পড়ার খরচ কিভাবে চালাবো? একজন চিকিৎসক হয়ে নিজের প্রতিষ্ঠার পাশাপাশি সমাজ ও দেশকে কিছু দেবার জন্য আমার আজন্ম লালিত স্বপ্ন যখন বস্তব হওয়ার দ্বারপ্রান্তে, তখন অর্থের অভাব আমাকে দিশেহারা করে তোলে। এইরকম হতাশার মধ্যে একবুক কষ্ট নিয়ে যখন পথ খুঁজে পাচ্ছিলাম না, তখনই আমার পাশে এগিয়ে আসে ডাচ্-বাংলা ব্যাংক।

২০০৮ সালে আমি ডাচ্-বাংলা ব্যাংক এর বৃত্তিপ্রাপ্ত হই। আমার ও আমার পরিবারের সেদিনের আনন্দ অশ্রু আজো আমাকে শিহরিত করে। তখন আমার মনে হচ্ছিল আমার ও আমার পরিবারের কাধের উপর থেকে কষ্টের এক বিশাল বোঝা তুলে নিয়েছে ডাচ্-বাংলা ব্যাংক এবং আমাকে দিয়েছে নিশ্চিন্তে ডাক্তারি পড়ার সুযোগ। আমার পরিবারকেও দিয়েছে স্বস্তি। একটানা ৫ বছর ডাচ্-বাংলা ব্যাংক এর এই শিক্ষাবৃত্তি পেয়ে আমি ২০১৩ সালে এমবিবিএস পাশ করে ডাক্তার হয়ে বের হই। এরপর ২০১৬ সালে ৩৪তম বি.সি.এস. পরীক্ষায় উত্তীর্ণ হয়ে বর্তমানে আমি সুনামগঞ্জ জেলার দিরাই উপজেলা স্বাস্থ্য কমপেক্সে মেডিকেল অফিসার হিসেবে মানুষের সেবা করে যাচ্ছি।

শুধু আমি নই, আমি নিশ্চিত জানি, ডাচ্-বাংলা ব্যাংক আমার মতো অনেক ডাঃ পিয়াসকে তৈরি হতে দুহাত বাড়িয়ে সহায়তা করেছে এবং আজো করে যাচ্ছে। তারা নিরলস ভূমিকা রাখছে দেশ ও জাতি গঠনে, নিজেদের নিয়োজিত করছে আপামর মানুষের সহায়তায়।

আজকে আমার এই অবস্থানে আসার পিছনে ডাচ্-বাংলা ব্যাংক এর যে অবদান তা হয়ত আমি কোন দিনই শোধ করতে পারব না। কিন্তু তবুও আমার কাজের অবসরে অসহায়, দরিদ্র মানুষদের বিনামুল্যে চিকিৎসা সেবা দিয়ে সমাজের অবহেলিত মানুষের পাশে থাকতে চাই। সামাজিক দায়বদ্ধতার যে অনুপ্রেরণা আমি ডাচ্-বাংলা ব্যাংক থেকে পেয়েছি সেই শিক্ষাই আমি আমার চিকিৎসা সেবার মাধ্যমে সমাজে বিলিয়ে দিতে চাই।

আমি এখানে আর একটি বিষয় যোগ করতে চাই; যদিও এখনো আমি আর্থিকভাবে যথেষ্ট সচ্ছল হতে পারিনি, কিন্তু ভবিষ্যৎ এ যখন আমার আর্থিক সচ্ছলতা আসবে তখন সমাজের এইরকম অসহায় ও মেধাবী ২ বা ৩ জন শিক্ষার্থীকে আর্থিক সহায়তা দানের মাধ্যমে তাদেরকেও সমাজে প্রতিষ্ঠিত হবার ক্ষেত্রে সাধ্যমত চেষ্টা করব- এ স্বপ্ন আমি দৃঢ় ভাবে লালন করি।

`What inspiration I got from Dutch-Bangla Bank, I want that I can serve like that.'

- Dr. Piash Kumar Dev, Medical Officer,
Derai Upazila Health Complex, Sunamganj

Dr. Piash Kumar Dev is a Dutch-Bangla Bank Scholar. After passing 34th BCS, he now works as a medical officer at Derai Upazila Health Complex in Sunamganj district. Now he is an established and honorable person in the society. But he had to struggle a lot to reach this place. Let listen to his struggling life story from his own words:

I am Dr. Piash Kumar Dev, my father's name is Joyonto Kumar Dev. I am a member of a poor family at a village of Shamganj under Purbodhola in Netrokona district. After passing HSC in 2007, I got scholarship from Dutch-Bangla Bank. I passed MBBS from Sir Salimullah Medical College and passed the 34th BCS exam. Then I joined at Derai Upazila Health Complex as a medical officer on 2016.

I completed a successful education life and passed in the top level of this country's government job's examination and came this position. I become tearful when I recognise my family's contribution.

Economic condition of my family was not good enough. My father was the only bread-winner in our seven-member's family. My father got tired to manage family from his little business. It was impossible for him that he could afford our two brother's education cost. Our education life started under such poverty. My elder brother was three years senior to me. I completed my education reading my elder brother's old book. As I was attentive at study, my teachers gave me the opportunity to read without pay. Though we did not fulfill our basic needs due to the poverty, we inherited merit and willpower. I passed SSC exam at Jalshuka Kumudganj High School and got GPA 5 and HSC exam at Mymensingh Shahid Syed Nazrul Islam College and also got GPA 5. I was interested to become a doctor from school life. I got chance at Sir Salimullah Medical College in Dhaka. But considering the financial crisis, I became frustrated. When I did not find any way, Dutch-Bangla Bank expanded its helping hands.

I got Dutch Bangla Bank scholarship in 2008. I still feel the thrill whenever I remember that day. Then I feel that Dutch-Bangla Bank gave relief to my family and gave me to study at a leading medical college. Dutch-Bangla Bank disbursed scholarship to me for five years. I passed MBBS in 2013. Later, I passed 34th BCS and joined at Derai Upazila Health Complex.

I know that Dutch-Bangla Bank expands its helping hands to many others like Dr. Piash. They are playing a vital role to develop the country, expanding themselves for helping people.

I have no expression to show my gratitude to Dutch-Bangla Bank Limited. `But in my pleasure, I vow to stand by the destitute people through offering medical care free of cost. What inspiration I got from Dutch-Bangla Bank, I want that I can serve like that.

Here I add another point that I will help two or three poor students if they dream to be established in the society.

"আমার চলার পথের প্রথম বাধা দূর করতে ও প্রথম ভিত গড়তে পাশে থেকেছে ডাচ্-বাংলা ব্যাংক ..."

..... ডা. মোসা. ফয়জুন্নাহার

মোসা. ফয়জুন্নাহার, বগুড়া জেলার ধুনট উপজেলার প্রত্যন্ত অঞ্চল চকিবাড়ী ইউনিয়নের বাটিকবাড়ী গ্রামের এক দরিদ্র পরিবারের সন্তান। বাবা ফজলার রহমান উপজেলা কৃষি অফিসে ৩য় শ্রেণীর একজন কর্মকর্তা ছিলেন। কিন্তু ২০০৫ সালে তার বাবা মারা যান। বাবা মারা যাওয়ার পর তার মা ৪ ভাই-বোনের পড়াশুনা নিয়ে দুশ্চিন্তায় পড়ে যান। ছেলে মেয়েদের পড়াশুনার প্রতি মায়ের প্রবল আগ্রহ ছিল। যার পরিপ্রেক্ষিতে তিনি সন্তানদের লেখাপড়া অব্যাহত রাখেন। পাশাপাশি ছেলে মেয়েরাও টিউশনি করে মাকে খরচ চালাতে সহায়তা করেন।

এমনই এক দুঃসময়ে ২০০৭ সালে এস.এস.সি. পাশ করে ফয়জুন্নাহার ডাচ্-বাংলা ব্যাংকের শিক্ষাবৃত্তির জন্য মনোনিত হন। শিক্ষাবৃত্তির সুযোগ পুরোপুরি কাজে লাগিয়ে পল্লী উন্নয়ন একাডেমী ল্যাবরেটরী স্কুল এন্ড কলেজ, বগুড়া থেকে ২০০৯ সালে এইচ.এস.সি. পরীক্ষায় জিপিএ ৫ পেয়ে উত্তীর্ণ হন। পরবর্তীতে রংপুর মেডিকেল কলেজ থেকে এমবিবিএস কোর্স সম্পন্ন করে একটি বেসরকারি মেডিকেল কলেজে লেকচারার হিসেবে কর্মরত আছেন। শিক্ষাবৃত্তি সম্পর্কে ডা. মোসা. ফয়জুন্নাহারের কিছু অনুভূতির কথা নিচে তুলে ধরা হলোঃ



শ্রেনীকক্ষে শিক্ষার্থীদের মাঝে ডা. ফয়জুন্নাহার

আমি ডা. ফয়জুন্নাহার। আমি বর্তমানে বগুড়ায় টিএমএসএস মেডিকেল কলেজে গাইনী এন্ড অবস্ এর লেকচারার হিসেবে কর্মরত আছি। এর আগে আমি একটি বেসরকারি হাসপাতালে মেডিকেল অফিসার হিসেবে ও মুন্নু মেডিকেল কলেজে লেকচারার হিসেবে চাকরি করেছি। কিন্তু আমার এই ডাক্তার হওয়ার পথটা খুব সহজ ছিল না।

আমরা চার ভাইবোন। আমার বাবা কৃষি বিভাগের একজন তৃতীয় শ্রেণীর সরকারি কর্মচারী ছিলেন। আমরা খুব সচ্ছল ছিলাম না। ২০০৫ সালে আমার বাবা মারা যান। তার মৃত্যুর পর অর্থের অভাবে আমাদের চার ভাইবোনের পড়াশুনা অনিশ্চিত হয়ে পড়ে। কিন্তু আমার মা ভেঙে পড়েননি। আমি পড়ালেখায় ভাল ছিলাম বলে আমার বাবা-মা স্বপ্ন দেখতেন যে, আমি ডাক্তার হব। বাবা মারা যাওয়ার পর মা টিউশন ফি দিতে পারতেন না। আমার টিউশন নেওয়া বন্ধ হয়ে যায়। মা আমাকে নিজে নিজে পড়ার উৎসাহ দিতেন। ২০০৭ সালে এস.এস.সি. পরীক্ষা দেই ও জিপিএ ৫ পাই। আত্মীয় স্বজন প্রতিবেশী সবাই আমার পড়ালেখা বন্ধ করে বিয়ে দিতে বলেন। কিন্তু মা আমাকে কলেজে ভর্তি করে দেন। পারিপার্শ্বিক বিভিন্ন সমস্যার কারণে বাসার কাছের বেসরকারি কলেজে দিতে বাধ্য হন। তিনি চিন্তায় পড়েন কিভাবে আমার খরচ যোগাবেন।

আমার সেই দুঃসময়ে পাশে এসে দাঁড়ায় ডাচ্-বাংলা ব্যাংক। পত্রিকায় তাদের বিজ্ঞাপন দেখে আমি ও আমার মা আশার আলো দেখতে পাই। আমি আবেদন করি এবং আল্লাহর অশেষ রহমতে শিক্ষাবৃত্তি পেয়েও যাই। ২০০৯ সালে এইচ.এস.সি. পরীক্ষায় জিপিএ ৫ পেয়ে উত্তীর্ণ হই। মেডিকেলে ভর্তি পরীক্ষা দিয়ে রংপুর মেডিকেল কলেজে চান্স পাই। ২০১০ সালে আবার ডাচ্-বাংলা ব্যাংকে শিক্ষাবৃত্তির জন্য আবেদন করি এবং বৃত্তির জন্য মনোনিত হই।

এইচ.এস.সি. থেকে শুরু করে মেডিকেল শিক্ষা জীবনের ৫ বছরসহ মোট ৭ বছর একটানা ডাচ্-বাংলা ব্যাংক আমার পড়াশুনার খরচ জুগিয়েছে, আমার পাশে থেকেছে। শুধু আমি নই, আমার মত আরো অনেক ছাত্র-ছাত্রীর স্বপ্ন পূরণের অংশীদার ডাচ্-বাংলা ব্যাংক। আমার সামনে এখনো অনেক পথ বাকি। কিন্তু আমার চলার পথের প্রথম বাধা দূর করতে সহযোগিতার হাত বাড়িয়েছে, প্রথম ভিত গড়তে পাশে থেকেছে ডাচ্-বাংলা ব্যাংক। এখন আমিও স্বপ্ন দেখি এতিম, দরিদ্র ও মেধাবী ছাত্র-ছাত্রীর পড়াশুনার খরচের দায়িত্ব নেবার এবং আমি নেব। আমি ডাচ্-বাংলা ব্যাংকের উত্তরোত্তর উন্নতি কামনা করি।

ডা. মোসা. ফয়জুন্নাহার,
প্রভাষক,
টিএমএসএস মেডিকেল কলেজ, বগুড়া,
(এস.এস.সি. ২০০৭ এবং এইচ.এস.সি. ২০০৯ ব্যাচে বৃত্তিপ্রাপ্ত শিক্ষার্থী)।

'Dutch-Bangla Bank expanding their helping hands to me and organized my basics.'

.....Dr. Mosamot Foyjunnahar

Mosamot Foyjunnahar is a member of poor family at Chokibari under Dhonot in Bogra. Her father was a class-three official at Upozila Agricultural Office. But her father

passed away in 2005. After her father's passing away, her mother was worried about education of her four children. Her mother had interest about education of her four children. So, she continued their education. Besides, her children also helped through earning from tuition. At this moment Foyjunnahar passed the SSC exam in 2007 and was selected for Dutch Bangla Bank's scholarship. She admitted into Palli Unnoyon Academy Laboratory School and College and got GPA 5. Later, she passed MBBS exam from Rangpur Medical College. Then she joined a private medical college as a Lecturer. Here some of Dr. Mosamot Foyjunnahar's feelings about the education scholarship:

I am Dr Foyjunnahar. Now I work at a private medical college named TMSS Mats as a Lecturer of gynae & obs. I also worked as medical officer at a private hospital and as a Lecturer at Monnu Medical college. But the path was not smooth. We are four siblings. My father was a class-three govt official at Upozila Agricultural Office. We were not financial solvent. My father passed away in 2005. After my father passed away, our education became uncertain. But my mother was determined. As I was serious at education, my parents dreamt that I will be a doctor. After my father passed away, mother did not provide the tuition-fee. I also stopped my tuition. Mother inspired me for study. I appeared at SSC exam in 2007 and got GPA 5. Relatives, neighbors- every one suggested to stop my education and get married. But my mother was determined and I got admitted into a college. I got admitted into a private college for some problems.

She became worried about how to manage the money. At this stage, Dutch-Bangla Bank stands beside me. Mother felt delight to see the advertisement. I applied and was selected. I got GPA 5 in HSC exam in 2009. I qualified for medical education and got admitted into Rangpur Medical College. I applied for the Dutch-Bangla Bank's education scholarship again and was selected. Dutch-Bangla Bank disbursed scholarship to me for five years, supporting my costs. Dutch-Bangla Bank makes dream true for not only me but also for many others. I have long way to go. But Dutch-Bangla Bank expanded promptly their helping hands to me and arranged my basic requirements, now I also dream that I will take responsibility of the education cost of orphan, poor and talent students and I will do that. I wish further development of the Dutch-Bangla Bank.

Dr. Mosamot Foyjunnahar,
Lecturer, TMSS Mats medical college, Bogra.
(Scholarship Awardee of SSC-2007 and HSC-2009 Batch)

সাদ্দাম এখন বিশ্ববিদ্যালয়ের শিক্ষক

রাজশাহী জেলার তানোর থানার অজপাড়া গাঁয়ের একটি ছোট্ট গ্রামের নাম আয়ড়া, সেখানেই জন্ম আমার। আমি মো: সাদ্দাম হোসেন, রাজশাহী প্রকৌশল ও প্রযুক্তি বিশ্ববিদ্যালয় থেকে তড়িৎ ও ইলেকট্রনিক্স এ ইঞ্জিনিয়ারিং পাশ করে বর্তমানে বাংলাদেশ আর্মি ইন্টারন্যাশনাল ইউনির্ভাসিটি অব সায়েন্স এন্ড টেকনোলজিতে প্রভাষক হিসাবে কর্মরত আছি। আমার এই অবস্থানে পৌঁছানোর পথ মোটেও সমতল ছিল না। অনেক চড়াই উৎরাই পেরিয়ে আজ আমি এখানে। আজ আমি আমার জীবনের কিছু কথা আপনাদের কাছে তুলে ধরতে চাই।

আমার বাবা পেশায় একজন কৃষক। যদিও আমাদের নিজস্ব কোনো জমি নেই, অন্যের কাছ থেকে জমি বর্গা নিয়ে সেই জমিতেই চাষাবাদ করা হয়। কিন্তু চাষ করে যে ফসল আমরা পাই তা দিয়ে একমাসও পাঁচ সদস্যের সংসার চালানো সম্ভব নয় যার কারণে বাধ্য হয়েই বাবাকে অন্যের জমিতে বদলি দিতে হতো। তবুও সংসারে অভাব-অনটন লেগেই থাকতো। থাকবেইবা না কেন? আমাদের তিন ভাইয়ের পড়ালেখার খরচসহ পাঁচ সদস্য বিশিষ্ঠ পরিবারের ভরণ-পোষণ তো আমার বাবাকে একাই বহন করতে হয়। কারণ তিনিই পরিবারের একমাত্র উর্পাজনক্ষম সদস্য। যে পরিবারে প্রতিনিয়ত নুন আনতে পানতা ফুরায় অবস্থা বিরাজমান সেখানে লেখাপড়া শিখে বড় হওয়ার স্বপ্ন যেন অধরাই থেকে যায়।



মো: সাদ্দাম হোসেন

বাবার উপরে আর্থিক চাপ কমাবার জন্য গৃহস্থালি কাজের পাশাপাশি মা ও কিছু বাড়তি উর্পাজনের জন্য কাঁথা সেলাই, হাঁস-মুরগী পালন, বাড়ির আশে পাশে থেকে গাছের শুকনো ডাল, পাতা ইত্যাদি কুড়িয়ে এনে নড়বড়ে সংসারের ভিতকে একটু ধরে রাখার চেষ্টা করে যেতেন। বাবা-মায়ের এমন সব কাজ কর্ম দেখে তখন খুব মায়া হতো, মনে হতো পড়ালেখা শিখে কবে বড় হবো? কবে বাবা-মাকে এত পরিশ্রমের হাত থেকে পরিত্রান দেবো? ঘরে চালের স্বল্পতার কারণে এমন দিনও গিয়েছে যে আমি ভাত খেলে অন্য ভাইদেরকে না খেয়ে থাকতে হবে তাই ভাত না খেয়েই স্কুলে পরীক্ষা দিতে গিয়েছি, পরীক্ষা শেষে বাড়ি ফিরে দেখি সেই

ভাত কেউ না খেয়ে আমার জন্য রেখে দিয়েছে, পরবর্তীতে ভাত নষ্ট হয়ে যাবার কারণে কারোরই খাওয়া হয়নি। এমনিই অনটনের মধ্যে দিয়েও পঞ্চম এবং অষ্টম শ্রেণীতে ট্যালেন্টপুলে বৃত্তি পেয়ে স্কুলের শিক্ষকদের নজরে পড়ি। স্কুলের শিক্ষক মহোদয়েরা আমার মেধা ও প্রবল ইচ্ছার কারণে স্কুলে বিনা বেতনে পড়ার সুযোগ করে দেন। এভাবে শিক্ষকদের সহযোগিতায় পরবর্তীতে ২০০৮ সালে এসএসসি এবং ২০১০ সালে এইচএসসি পরীক্ষায় জিপিএ-৫ পেয়ে উত্তীর্ণ হলাম।

কিন্তু উচ্চ মাধ্যমিক পাশের পরে চিন্তা বেড়ে গেল কারণ এতদিন বাড়িতে থেকে শিক্ষকদের সহযোগিতায় এতদুর পর্যন্ত এগোতে পেরেছি এখন বিশ্ববিদ্যালয়ে পড়তে হলে আমাকে বাড়ি ছাড়তে হবে সে জন্য প্রয়োজন অনেক টাকার। কোথা থেকে পাব এত টাকা? টাকার অভাবে কি গ্রামের কলেজে ভর্তি হতে হবে আমাকে? এসব দুঃশ্চিন্তায় যখন ব্যস্ত তখন একমাত্র আশা ছিল ডাচ্-বাংলা ব্যাংকের শিক্ষাবৃত্তি, তাই ভেঙ্গে পড়িনি বরং সেই আশাকেই ধারণ করে ভর্তির জন্য প্রস্তুতি নিতে থাকি এবং RUET এ তড়িৎ ও ইলেকট্রনিক বিভাগে ভর্তির সুযোগ পাই। সেই সাথে ডাচ্-বাংলা ব্যাংকের শিক্ষাবৃত্তির জন্য আবেদন করি এবং কর্তৃপক্ষ আমাকে তাদের বৃত্তির জন্য মনোনীত করে।

ডাচ্-বাংলা ব্যাংক আমাকে নিরাশ করেনি। আমি ব্যাংকের এই শিক্ষা বৃত্তি পেয়ে আমার স্নাতক পর্যায়ের পাঠ নির্বিঘ্নে সমাপ্ত করতে পেরেছি। ডাচ্-বাংলা ব্যাংক আমাকে চারটি বছর শিক্ষাবৃত্তি প্রদান করে যেমনভাবে আমার পরিবারের উপর আমার শিক্ষার ব্যয়ের ভার কমিয়েছিল তেমনিভাবে আমিও দুঃশ্চিন্তামুক্ত ভাবে পাঠে মনোনিবেশ করতে পেরেছি। ডাচ্-বাংলা ব্যাংকের শিক্ষাবৃত্তির অবদান আমার জীবনে সত্যিই অনস্বীকার্য। তাঁরা শুধু আমাকেই নয় হাজারো গরীব শিক্ষার্থীদেরকে তাদের কাঙ্খিত লক্ষ্যে পৌছাতে অগ্রণী ভূমিকা রেখে চলেছে।

আজ আমি একটি বিশ্ববিদ্যালয়ের শিক্ষক হয়ে আমার বাবা-মাকে হাড় ভাঙ্গা পরিশ্রমের হাত থেকে রক্ষা করতে পেরেছি। এটি সম্ভব হয়েছে ডাচ্-বাংলা ব্যাংকের শিক্ষাবৃত্তির কারণে। তাই আমি আল্লাহর কাছে এই প্রার্থনা করি যে, ডাচ্-বাংলা ব্যাংক আরো উন্নতি করুক এবং সেই সাথে তাদের শিক্ষা বৃত্তির ব্যাপ্তি আরো প্রসারিত হোক ।

মো: সাদ্দাম হোসেন,
প্রভাষক,
বাংলাদেশ আর্মি ইন্টারন্যাশনাল ইউনির্ভাসিটি অব সায়েন্স এন্ড টেকনোলজি,
কুমিল্লা সেনানিবাস।

Saddam Hossain is a proud teacher of a university

I was born at Ayra, a village of Tanor thana under the district of Rajshahi. I am Saddam Hossain, passed from the Department of Electrical and Electronic Engineering from Rajshahi University of Engineering & Technology. Now I am serving as a Lecturer at Bangladesh Army International University of Science and Technology. But the journey of the path was not smooth. I have passed an insurmountable struggle to achieve the position. Today, I describe some of incidents of my life.

My father is a farmer, though we have no own land. We subleased land from others and cultivate there. But what we got from the land, that was not enough to bear the expenses of our 5-member family. For this my father has to perform the same job owned by different persons. But poverty continued to grip us. And why not? My father is the only person to meet the education cost of three brothers in the five-member family. To help my father, my mother also did tailoring job, reared domestic animals. I felt sympathy to see the hardship of my parents and thought when will I finish my education? When will I give them some relief? There was shortage of rice, so I passed the day remaining almost starved considering if I eat at my exam time, my brother will not get the food. So sometimes I appeared at the exam without eating. After exam, I returned home and saw that nobody ate rice. Then the rice was rotten. Under such awful poverty I got talent pool scholarship and drew the attention of the teachers.

They gave me the chances to continue my study without pay. With the help of the teachers, I passed SSC exam in 2008 and HSC in 2010 with GPA 5. But tension increased as I have to leave my home to get admission in the university. And for this I need money. How can I collect money? Will I study at village college for lack of money? Fearing such this kind of tension, Dutch-Bangla Bank's education scholarship gave me the assurance. For this, I prepared myself for the admission and got chance in the Department of Electrical and Electronic Engineering under Rajshahi University of Engineering & Technology. As Dutch-Bangla Bank provided me four- year education scholarship, and make my family and me tension-free. The contribution of the education scholarship of Dutch-Bangla Bank is really a core issue. Dutch-Bangla Bank supports talent but poor students like me. Now I am a teacher of a private university and give relief to my parents for their hardworking. And all this was possible due to the education scholarship of Dutch-Bangla Bank. I wish for the success of Dutch-Bangla Bank and also want that the scholarship program may expand.

Saddam Hossain,
Lecturer,
Bangladesh Army International University of Science and Technology, Comilla Cantonment.

A few of many memorable incidents and illustrations of the impact of DBBL Cataract operation program for the poor blind patients are described here:

দৃষ্টি প্রতিবন্ধীত্ব আমাদের দেশের একটি অবর্ণনীয় সামাজিক সমস্যা। চোখের ছানি হলো অন্ধত্বের প্রধান কারণ। তবে আশার কথা হলো, প্রাথমিক অবস্থায় ৮০% ছানিপড়া রোগীকেই ছানি অপারেশনের মাধ্যমে স্বাভাবিক দৃষ্টিশক্তি ফিরিয়ে দেয়া যায়। কিন্তু আমাদের দেশের প্রত্যন্ত এলাকার অনেক দরিদ্র ছানি পড়া রোগী এই ছানি অপারেশনের সুযোগ থেকে বঞ্চিত। এই অবস্থা বিবেচনা করে ডাচ্-বাংলা ব্যাংক ২০০৮ সালে প্রত্যন্ত অঞ্চলের দরিদ্র ছানি পড়া রোগীদের জন্য ইনট্রা ওকিউলার লেন্স ব্যবহার করে বিনামূল্যে চোখের ছানি অপারেশন কার্যক্রম শুরু করে। এই কর্মসূচীর মাধ্যমে ২০১৭ সাল পর্যন্ত সারাদেশব্যাপী সর্বমোট ১১,৯০৫ জন দরিদ্র ছানি পড়া রোগী চোখের ছানি অপারেশনের মাধ্যমে স্বাভাবিক দৃষ্টিশক্তি ফিরে পেয়েছেন। অসহায় এই সব মানুষগুলোর স্বাভাবিক জীবনে ফিরে আসার পথে সহযোগী হতে পেরে ডাচ্-বাংলা ব্যাংক আজ গর্বিত। এমনি দু'জন ছানিপড়া অসহায় রোগীর স্বাভাবিক জীবনে ফিরে আসার কাহিনী এখানে তুলে ধরা হলো ঃ

DBBL Cataract operation Program

Visual impairment is an immense social problem in our country. Cataract is the major cause of blindness and 80% of them can resume vision through cataract operation. A large number of poor rural people are deprived of the opportunity to cure the problem. Keeping their sufferings in mind, in the year 2008 Dutch-Bangla Bank started a new program of operating cataract patients. Under this program more than 11,905 surgeries (Intra ocular lens IOL) have been done till the year 2017 throughout the country. Dutch-Bangla Bank feels proud to assist the victims. Two successful stories are mentioned here:

শান্তি বেগম আবার চোখে দেখতে পেয়ে খুবই আনন্দিত

শরিয়তপুর জেলার নড়িয়া থানার প্রত্যন্ত অঞ্চল ঘড়িসার ইউনিয়নের চরমোহন গ্রামে এক দরিদ্র পরিবারে শান্তি বেগমের জন্ম। জন্মই তার আজন্ম পাপ। এই চিরন্তন প্রবাদটিকে জীবনের প্রতিটি মুহূর্তে উপলব্ধি করেছেন শান্তি বেগম। জন্মের পর থেকে নিত্য অভাব অনটনের মধ্যে বড় হয়েছেন। দরিদ্র বাবা দু-মুঠো ভাত যোগাতে হিমশিম খেতেন। বাবা কখনো দিনমজুরের কাজ করতেন আবার কখনো মাছ ধরে জীবিকা নির্বাহ করতেন। সংসারে একজন আহারের মুখ কমবে এই ভেবে তার বাবা তাকে কিশোরী বয়সেই মোহন ছৈয়ালের সাথে বিয়ে দিয়ে দেন। কিশোরী বয়সে এই বিয়ে মেনে নেয়া ছাড়া তার আর কোন উপায় ছিলনা।



শান্তি বেগম

স্বামীর সংসারে গিয়ে শান্তি বেগম আরও অভাব-অনটনের মধ্যে জীবন যাপন শুরু করেন। তার স্বামী পেশায় একজন জেলে। স্বল্প আয়ে কোন রকমে তাদেরকে চলতে হয়। একদিন নদীতে মাছ ধরতে না গেলে ধার করে সংসারের খরচ যোগাড় করতে হয়। পরবর্তিতে সেই ধার শোধ করা তাদের জন্য খুবই কষ্টকর হয়ে যায়। সংসারে তাদের একজন পুত্র সন্তান আছে। কিন্তু অভাবের সংসারে বাড়তি কিছু আয়ের আশায় ছোটবেলা থেকেই তাদের ছেলেকে বিভিন্ন ধরনের কাজে শ্রম দিতে হত। এভাবে দিন এগিয়ে যেতে থাকে, ইতোমধ্যে তার ছেলে প্রাপ্ত বয়স্ক হয়ে গেছে। তার সংসারে স্ত্রী ও দুজন মেয়ে রয়েছে। এখন সে একটি দর্জির দোকানে কাজ করে জীবিকা নির্বাহ করেন। তার সামান্য আয় দিয়েই বাবা-মা, স্ত্রী ও সান্তানদের ভরণ পোষণের ব্যবস্থা করতে হয়।

বর্তমানে শান্তি বেগমের বয়স ৪৯। এটা এমন কোন বয়স নয়, কিন্তু শান্তি বেগম আজকাল চোখে ভাল দেখতে পাননা। সব কিছুই তার কাছে ঝাপসা লাগে। চোখের সমস্যাটা বাড়তে বাড়তে এখন এতটাই প্রকট আকার ধারণ করেছে যে তিনি এখন আর অন্যের সাহায্য ছাড়া চলাফেরা করতে পারছিলেন না। অন্ধ হয়ে যাওয়ার ভয়ে তিনি ভীত হয়ে পরেন। আর ভাবতে থাকেন কিভাবে তার স্বাভাবিক কাজ কর্ম চলবে । স্থানীয় একটি হাসপাতালে ডাক্তার দেখিয়ে জানতে পারেন যে তার চোখে ছানি পড়েছে। কিন্তু অভাবের সংসারে চোখের ছানি অপারেশন করানো তাদের জন্য অসম্ভব ছিল। কেননা ছেলে যা আয় করে তা দিয়ে সংসার চালানোই কঠিন। এ যেন মরার উপর খাড়ার ঘাঁ।

একদিন শান্তি বেগম তার বড় বোনের মাধ্যমে জানতে পারেন যে, ডাচ্-বাংলা ব্যাংক সম্পূর্ণ বিনামূল্যে ছানি অপারেশনের ব্যবস্থা করে থাকে। শান্তি বেগম ডাচ্-বাংলা ব্যাংক আয়োজিত ছানি আপারেশন ক্যাম্পে যোগাযোগ করেন এবং নির্দিষ্ট দিনে তার চোখে সফল ভাবে ছানি অপারেশন সম্পন্ন হয়।। শান্তি বেগম আবার নব উদ্দ্যমে জীবন সংগ্রাম শুরু করেছেন।

Shanti Begum now happy with regaining eye sight

Shanti Begum was born in a poor family of Charmohon under Gharishar Union of Naria Police Station under Shariatpur district. Shanti Begum realizes an epic proverb which says 'birth is my life-long sin' during every moment of her life. She endured acute hardship from her childhood. Her father, sometimes a day worker, sometimes a fisherman, could not earn the minimum to feed the family members. Her father arranged marriage of Shanti Begum with one Mohan Chhyal at her juvenile age considering that a family member's cost will be reduced. She had no option, but to comply with the father's order.

But Shanti Begum faced more hardship after the marriage. Professionally a fisherman, her husband was not able to earn more. If one day is missed in fishing, then he has to borrow from others to keep the family cost run. Paying back that amount was very difficult for them. The couple has a son who has to perform different menial jobs to support the family. Now the son is working as an ordinary staff in a tailor's shop. He fathered two daughters.

Shanti Begum is now 49, which is not a senior age. But she does not see well with everything becoming gloomy against her vision. The condition of her eye sight became so acute, that she cannot move without the help of others. She became afraid of her eye sight. A local hospital doctor diagnosed that she has been a cataract patient. But surgery was not possible because of financial constraint. It was a new blow for her family. One day Shanti Begum was informed from her elder sister that Dutch-Bangla Bank arranges cataract surgery without cost. Shanti Begum contacted with the cataract camp, arranged by Dutch-Bangla Bank and she underwent a surgery successfully. Shanti Begum now has begun her life struggle with the renewed vigour.

দৃষ্টি শক্তি ফিরে পেয়ে সালাহ্উদ্দিন আবার লেগুনা চালিয়ে জীবিকা নির্বাহ করছেন

মো: সালাহ্উদ্দিন পেশায় একজন ড্রাইভার। বর্তমান বয়স মধ্য পঞ্চাশের ঘরে। থাকেন ঢাকার শাহ্ আলী থানার নবাবের বাগ এলাকায়। স্ত্রী ও তিন মেয়ে নিয়ে তার সংসার। সংসারে তিনিই একমাত্র উপার্জনশীল ব্যক্তি। সালাহ্উদ্দিন দীর্ঘ দিন ট্রাক চালিয়েছেন। ট্রাক নিয়ে ছুটে বেরিয়েছেন বাংলাদেশের এক প্রান্ত থেকে অন্য প্রান্তে। টেকনাফ থেকে তেঁতুলিয়া সবই তার চেনা। কিন্তু সময়ের পরিক্রমায় আজ আর তিনি ট্রাক চালাতে পারেন না। কেননা বয়স এমন এক বাস্তবতা যার কাছে একদিন সবাইকে হার মানতে হয়। তাই বয়সের কারণে অনেক আগেই তাকে ট্রাক চালানো ছেড়ে দিতে হয়েছে। কিন্তু সংসার চালানোর জন্য যে অর্থের প্রয়োজন তা কোথা থেকে আসবে। তাই তাকে নতুন কাজের সন্ধান কারতে হয়। অনেক চেষ্টা করেও নিজের জন্য উপযোগী কোন কাজ যোগাড় করতে না পেরে তিনি আবার ড্রাইভিং পেশায় ফিরে যান।



মো: সালাহ্উদ্দিন

তবে এবার তিনি ঢাকার মিরপুরে লেগুনা চালানো শুরু করেন। এতে তার যা আয় হয় তা দিয়ে কোন রকমে তার সংসার চলে যায়। এভাবে কয়েক বছর চলার পর দেখা দেয় নতুন সমস্যা হঠাৎ করেই তিনি চোখে ঝাপসা দেখা শুরু করেন এবং দিনে দিনে তা প্রকট হতে থাকে। ফলে তার পক্ষে লেগুনা চালানো প্রায় অসম্ভব হয়ে যায়। এক দিন সত্যি সত্যি তাকে লেগুনা চালানো বন্ধ করে দিতে হয়। পরিবারের একমাত্র উপার্জনশীল মানুষটি অন্ধ হয়ে গেলে সংসার চলবে কি করে ?

তাই পরিবারের সদস্যরা আর বিলম্ব না করে তাকে স্থানীয় চক্ষু হাসপাতালে নিয়ে যায়। হাসপাতালের ডাক্তারগণ তার চোখ পরীক্ষা করে তাকে জানিয়ে দেন যে তার দুই চোখেই ছানি পড়েছে। দ্রুত অপারেশন করে লেন্স সংযোজন করতে হবে। অন্যথায় তার চোখ আর ভাল হবেনা এবং ধীরে ধীরে তিনি অন্ধ হয়ে যাবেন। কিন্তু কোথা থেকে যোগাড় হবে অপারেশনের খরচ। সালাউদ্দিন লেগুনা চালিয়ে যা আয় করতেন তা দিয়ে সংসার খরচ মেটানো গেলেও কোন অর্থ সঞ্চিত থাকত না। তাই তারা হাসপতালের ডাক্তারকে তাদের আর্থিক দূরাবস্থার কথা খুলে বলেন।

তখন ঐ ডাক্তার সাহেব তাদেরকে জানান যে, সমাজের যে সকল মানুষ অর্থের অভাবে ছানি অপারেশন করতে পারে না তাদেরকে ডাচ্-বাংলা ব্যাংক বিনামূল্যে অপারেশন করে দেয়। তাই তিনি তাদেরকে ডাচ্-বাংলা ব্যাংকের ছানি অপারেশন ক্যাম্পে যোগাযোগ করতে বলেন। ডাক্তার সাহেবের পরামর্শ মেনে তারা ডাচ্-বাংলা ব্যাংক আয়োজিত চক্ষু শিবিরে যোগাযোগ করলে প্রাথমিক পরীক্ষার নিরীক্ষার পর তার চোখে ছানি রোগ সনাক্ত করেন এবং অপারেশনের মাধ্যমে তার চোখের ছানি অপসারণ করে কৃত্রিম লেন্স সংযোজন করে দেন। দৃষ্টি শক্তি ফিরে পেয়ে বর্তমানে সালাহ্উদ্দিন আবার আগের মত লেগুনা চালিয়ে জীবিকা নির্বাহ করছেন।

After regaining his eyesight, Salauddin now starts driving

Md. Salauddin is a driver by profession. He is at the age of middle 50. He lives at Nababbagh under Sha Ali thana in Dhaka. His family consists of his wife and three daughters. He is the bread-winner of his family.

Salauddin was driving truck for a long time. He was travelling the whole Bangladesh by driving the truck. He visited across the country from Teknaf to Tetulia. But now he cannot drive the truck because of his age. So, he gave up the driving long ago. But how does he earn money to manage his family. So, he finds for new work. But as he cannot find any suitable work for him, he returned to his old profession-driving. Now this time he starts to drive Leguna at Mirpur. What he earns from here, from this he can manage his family. After few years, a new problem erupted as suddenly his eyes were affected with bleary. And it is increasing. So it is impossible to him to continue driving Leguna. At last one day, he had to stop driving Leguna. But how a family will be survived if the only bread-winner man is blind? So his family members did not delay and finally took him to a local hospital. After checking his eyes, doctors told them that he had cataract in his two eyes. And he needs to add lens in his eyes through operation quickly. Otherwise, he will be blind. But how to manage the money for operation. Driving Leguna, he only earned a little amount for the survival. Then they told the doctors about their poverty. From the doctors, they came to know that Dutch-Bangla Bank serves the poor people free of cost in eye surgery.

So, he advised them to communicate with the Bank. After a primary test for his eyes, the doctors added a contact lance through cataract operation. After regaining his eyesight, he now begins to live his livelihood by driving Leguna.

A few of many memorable incidents and illustrations of the impact of DBBL Smile Brighter program the poor cleft-lipped boys and girls are described here under:

ঠোঁটকাটা যতটা না স্বাস্থ্যগত সমস্যা তার চেয়ে বেশী সামাজিক প্রতিবন্ধকতা। ঠোঁটকাটা ছেলেমেয়েদের পড়াশুনা চালিয়ে যাওয়া, সামাজিক আচার অনুষ্ঠানে যোগদান করা কিংবা বিয়ে দেয়া ইত্যাদি নানাবিধ ক্ষেত্রে প্রতিবন্ধকতার সম্মুখীন হতে হয়। এ অবস্থা বিবেচনা করে-ডাচ্-বাংলা ব্যাংক প্লাস্টিক সার্জারীর মাধ্যমে চিকিৎসা প্রদান করে ঠোঁটকাটা ছেলেমেয়েদের মুখে হাসি ফিরিয়ে আনতে ২০০৩ সাল থেকে "স্মাইল ব্রাইটার" নামে একটি অনন্য সাধারণ চিকিৎসা কর্মসূচি গ্রহণ করেছে। এ কর্মসূচীর মাধ্যমে ২০১৭ সাল পর্যন্ত সাড়ে ৬,০৯৩ জন দরিদ্র ঠোঁটকাটা ছেলেমেয়েদের মুখের স্বাভাবিক হাসি ফিরিয়ে এনে সমাজের মূল স্রোতে একাত্ম করা হয়েছে। তাদের এই স্বাভাবিক জীবনের সহযোগী হতে পেরে ডাচ্-বাংলা ব্যাংক আজ গর্বিত। অসহায় পিতামাতার এমনি দুজন শিশুর স্বাভাবিক জীবনে ফিরে আসার কাহিনী এখানে তুলে ধরা হলোঃ

DBBL Smile Brighter program

Cleft-lip is far more a social setback than a health problem. Boys and girls cursed with cleft-lips face numerous problems in everyday life ranging from disruption of formal education, attending social ceremonies and impediment at the time of getting married. Considering the gravity of the situation, DBBL has taken the initiative to bring back smile on the face of the boys and girls with cleft-lip through plastic surgery at free of cost since 2003 under the banner "Smile Brighter". More than 6,093 numbers of poor cleft-lipped boys and girls have so far been successfully operated across the country till 2017 bringing them under the main-stream of the society. Dutch-Bangla Bank feels proud to assist the victims. Two stories of two children who are now getting their normal life are mentioned here:

জান্নাত আরা এখন আর প্রতিবন্ধী নয়

ময়মনসিংহ জেলার ধোবাউরা থানার এক পল্লী গ্রাম সোহাসিপুর । এই গ্রামের এক হতদরিদ্র পরিবারে সন্তান জামাল মিয়া। দারিদ্রতার সাথে লড়াই করে তার বেড়ে ওঠা। বাবা কৃষি কাজ করে যা আয় করে তাদিয়ে এক বেলা আহার জোটে তো আরেক বেলা না খেয়ে থাকতে হয়। পরিবারে পক্ষে লেখাপড়ার খরচ যোগান দেওয়া সম্ভব ছিলনা বলে লেখাপড়ার দৌড় থেমে যায় প্রাইমারী স্কুল পর্যায়ে। কিশোর বয়স থেকেই তাকে বাবা সাথে কৃষি কাজে শ্রম দিতে হয়। কিন্তু তারপরও পরিবারে অনেক দৈনন্দিন চাহিদা অপূর্ণই থেকে যায়। অবশেষে অনেক চিন্তা ভাবনা করে কিছু বাড়তি আয়ের আশায় তার পরিবার তাকে রাজমিস্ত্রীর কাজে পাঠিয়ে দেয়। সেই থেকে আজ পর্যন্ত সে রাজমিস্ত্রীর কাজ করে জীবন নির্বাহ করে চলছে।

ইতোমধ্যে জামাল বিয়ে করেছেন। তার স্ত্রী মোছলেমা একজন গৃহিণী। স্ত্রী ও বাবা-মাকে নিয়ে তার সংসার। ২০১৫ সালের শুরুর দিকে তার প্রথম সন্তার জান্নাত আরা জন্ম গ্রহন করে। কিন্তু কন্যার মুখ দেখে জামাল ভয় পেয়ে যান। কালবৈশাখী ঝড় যে ভাবে সাবকিছু লন্ডভন্ড করে দেয় ঠিক সেভাবে আচমকা তার সব স্বপ্ন গুলো লন্ডভন্ড যায়। কারণ জান্নাত আরা ঠোঁট কাটা ও তালু কাটা সমম্যা নিয়ে জন্ম গ্রহন করেছে। কন্যার ভবিষ্যৎ কি হবে তা ভেবে তিনি ভীত ও সংকিত হয়ে পরেন। আর ভাবতে থাকেন কোন পাপে তার এত বড় শাস্তি হল।

জামাল মিয়া জানেন, আমাদের দেশে ঠোঁট কাটা প্রতিবন্ধীরা কখনোই একজন সুস্থ্য মানুষের মত স্বাভাবিক সম্মান পায়না। সবাই এদেরকে অবহেলার আর ঠাট্টা-মশকরা করে। তাই এরা সবধরনের সামাজিক অনুষ্ঠান এড়িয়ে চলে এবং সমাজের মূল স্রোত থেকে তারা ছিটকে যায়। আর এটাই তাদের নিয়তি ভেবে নিয়ে অভিভাবকরাও তাদের ভবিষ্যাৎ নিয়ে খুব একটা চিন্তা করেনা । কিন্তু জামাল মিয়া চাননা তার কন্যা অন্যদের অনুকম্পা নিয়ে বেঁচে থাকুক। তিনি তার কন্যা জান্নাত আরা জন্য সুস্থ্য ও স্বাভাবিক জীবন নিশ্চিত করতে চান।



অপারেশনের আগে জান্নাত আরা



বর্তমানে জান্নাত আরা

তিনি খোজ নিয়ে জানতে পারেন যে প্লাস্টিক সার্জারীর মাধ্যমে ঠোঁট ও তালু কাটা সমস্যা সারিয়ে তোলা সম্ভব, তবে অপারেশন ও হাসপাতাল খরচ বাবদ ৫০ থেকে ৬০ হাজার টাকা লাগবে। দিন, মাস করে বছর পেরিয়ে যায় কিন্তু জামাল মিয়ার পক্ষে অপারেশনের টাকা যোগার সম্ভব হয়না।

অবশেষে তিনি স্থানীয় একটি হাসপাতাল থেকে জানতে পারেন যে ডাচ-বাংলা ব্যাংক আর্থিক ভাবে অস্বচ্ছল পিতা-মাতার ঠোঁট ও তালু কাটা ছেলে মেয়েদের বিনা খরচে প্লাষ্টিক সার্জারী করে থাকে। তিনি তার মেয়ের অপারেশনের জন্য ডাচ্-বাংলা ব্যাংকে আবেদন করলে ব্যাংকের অর্থায়নে গত ০৫ অক্টোবর ২০১৬ এবং ০১ মার্চ ২০১৭ তারিখে জান্নাত আরার ঠোঁটে ও তালুতে প্লাষ্টিক সার্জারী সম্পন্ন করা হয়। জান্নাত আরা এখন আর প্রতিবন্ধী নয়। এখন সে সম্পূর্ণ সুস্থ। মেয়ের মুখে মধুর হসি দেখে জামাল মিয়াও আজ আনন্দিত।

Jannat Ara is not disabled now

Shohahashipur is a village at Dhobapur thana in Mymensingh district. Jamal Mia is a member of a poor family of this village. He always battle against poverty. Father earns by cultivating land. From this paltry earning, they cannot manage their daily food. His study stopped at a primary level as his family could not provide him the money properly. Although he worked with his father in cultivation from the childhood, but could not fill up his family's every day's need. Hoping to earn more, his family sends him for mason work. From this he supported his livelihood serving as a mason.

Meanwhile, Jamal Mia got married. His wife Moslema is a homemaker. His family consists of his wife and his parents. His first child Jannar Ara was born in 2015. But he got afraid after seeing his daughter's face. His dreams were shattered as the cyclone destroys everything. Because Jannat Ara was born with cleft-lip. He got afraid to think about his daughter's future. And he also thought why that happened.

Jamal Mia knows that in our society, the cleft-lipped persons do not receive equal and normal behavior. The persons face negligence of others. For this they always avoid the social programs and remain isolated from main-stream people of the society. And their family do not think about their future properly. But Jamal Mia does not want that his daughter lives her life as a parasite. He naturally wants a normal life of his daughter.

He came to know that it is possible to cure the cleft-lip and talus problem through plastic surgery. But it needs about TK 50 to 60 thousand. But he cannot afford to collect the money.

At last he came to know from a local hospital that Dutch-Bangla Bank Ltd, which was going to arrange a free treatment for cleft-lipped boys and girls. He applied to the Dutch-Bangla Bank for his daughter's treatment following the procedure. Later, she received a successful operation on 05 October 2016 and follow-up operation on 01 March 2017.

Now Jannat Ara is not a disabled person. Now she lives a normal life like other children. Jamal Mia also felt happy to see his daughter's laughing.

যমজ ভাই আরেফিন এবং সৌরভকে দেখলে কেউ বুঝতে পারবেনা যে এক সময় তারা ঠোঁট কাটা প্রতিবন্ধী ছিল

আরেফিন এবং সৌরভ যমজ ভাই। তাদের বাড়ী গাজীপুর জেলার শ্রীপুর থানার এক প্রত্যন্ত গ্রামে। এ বছর তারা বাড়ীর পাশের কেজি স্কুলে নার্সারীতে ভর্তি হয়েছে। প্রতিদিন তারা অনেক উৎসাহ নিয়ে স্কুলে যায়। লেখাপড়ার পাশাপাশি সহপঠিদের সাথে খেলাধুলা ও হৈ-হোল্লোর চলে সামান তালে। কিন্তু কিছুদিন আগেও তাদের জীবন ছিল নিরানন্দময়। কারণ তারা দুই ভাই-ই ছিল জন্মগত ঠোঁট কাটা প্রতিবন্ধী। কিভাবে তারা এই ঠোঁট কাটা প্রতিবন্ধকতাকে জয় করে সুস্থ ও স্বাভাবিক জীবন পেয়েছে তা তাদের বাবা জনাব হাবিবুর রহমান সাহেবের কাছ থেকে শোনা যাক:-

"আমি হাবিবুর রহমান। স্ত্রী শিরিন আক্তার ও চার ছেলে নিয়ে আমাদের সংসার। আমরা স্বামী-স্ত্রী দু-জনই গার্মেন্টস এ কাজ করি। বড় ছেলে এসএসসি পাশ করেছে। মেজ ছেলে ৪র্থ শ্রেণীতে আর ছোট দুই ছেলে নার্সারিতে পড়ছে। আমরা স্বামী-স্ত্রী গার্মেন্টসে কাজ করে যা উপার্জন করি তা দিয়ে কোন রকমে চলে যায় আমাদের সংসার। আর্থিক স্বচ্ছলতা না থাকলেও বর্তমানে সুখেই চলছে আমাদের দিন। কিন্তু বছর খানেক আগেও আমাদের সংসারে ছিল অনিশ্চয়তা আর ভয়ের কালো ছায়া। কারণ আমাদের ছোট দুই ছেলেই ছিল জন্মগত ঠোঁট কাটা প্রতিবন্ধী।

আমরা স্বামী-স্ত্রী দুজনই একটি কন্যা সন্তানের স্বপ্ন দেখতাম। তাই প্রথম দুই সন্তান ছেলে হওয়ার পর শুধু মাত্র একটি কন্যা সন্তানের আশায় আমরা আবার সন্তান নেই। আমাদের অনেক স্বপ্ন ছিল যে আল্লাহ এবার আমাদেরকে একটি কন্যা সন্তান দিবেন। কিন্তু এবারও ছেলে সন্তান হয় তবে একটি নয় দুটি এবং দুঃখের বিষয় হল এরা দুজনই জন্মগত ঠোঁট কাটা প্রতিবন্ধী। প্রতিবন্ধী যমজ ছেলেদের মুখের দিকে তাকিয়ে তাদের ভবিষ্যতের চিন্তায় ব্যথিত হয়ে পরি, আর ভাবতে থাকি কিভাবে এদেরকে প্রতিবন্ধী জীবনের অভিশাপ থেকে মুক্তি দেওয়া যায়।

বিভিন্ন হাসপাতালে খোঁজ খবর নিয়ে জানতে পারি যে প্লাস্টিক সার্জারীর মাধ্যমে ঠোঁট কাটা রোগীদের চিকিৎসা করানো সম্ভব তবে এ জন্য অনেক টাকা প্রয়োজন। আমি এবং আমার স্ত্রী গার্মেন্টসে কাজ করে যে মজুরী পাই তা দিয়ে সংসার চালানো গেলেও দুই ছেলের অপারেশনের টাকা যোগাড় করা দিবা স্বপ্ন ছাড়া আর কিছুই নয়। তাই আমি চিকিৎসার আশা ছেড়েই দিয়েছিলেন। পরবর্তিতে একদিন পত্রিকায় ডাচ্-বাংলা ব্যাংকের 'স্মাইল-ব্রাইটার' বিজ্ঞাপনটি আমার মনে নতুন আশার আলো সঞ্চালন করে। ঐ বিজ্ঞাপন থেকে জানতে পারি যে, প্লাস্টিক সার্জারীর মাধ্যমে ঠোঁট ও তালু কাটা ছেলেমেয়েদের মুখে মধুর হাসি ফিরিয়ে আনতে ডাচ্-বাংলা ব্যাংক ২০০৩ সাল থেকে **'স্মাইল ব্রাইটার'** নামে একটি চিকিৎসা কর্মসূচি পরিচালনা করে আসছে। এই কর্মসূচির মাধ্যমে দেশের স্বনাম ধন্য প্লাস্টিক সার্জন দ্বারা দরিদ্র ও আর্থিক ভাবে অস্বচ্ছল পিতা-মাতার ঠোঁট ও তালু কাটা ছেলেমেয়েদের বিনা মূল্যে প্লাস্টিক সার্জারী করা হয়। পরবর্তিতে ছেলেদের অপারেশনের জন্য ডাচ্-বাংলা ব্যাংকে যোগাযোগ করলে ব্যাংক কর্তৃপক্ষ আমাকে অপারেশনের তারিখ ও সময় জানিয়ে দেন এবং সে অনুযায়ী গত ০১ মার্চ ২০১৭ তারিখে আরেফিন এবং সৌরভ এর ঠোঁটে প্লাস্টিক সার্জারী সম্পন্ন হয়।



অপারেশনের আগে যমজ ভাই আরেফিন এবং সৌরভ

প্লাস্টিক সার্জারীর পর আরেফিন এবং সৌরভ এখন সুস্থ্য ও স্বাভাবিক জীবন যাপন করছে। এখন তাদেরকে দেখলে কেউ বুঝতে পারবেনা যে এক সময় তারা জন্মগত ঠোঁট কাটা প্রতিবন্ধী ছিল। তাদেরকে এই বছর স্কুলে ভর্তি করেছি। লেখা পড়া শিখে একদিন তারাও সামাজে প্রতিষ্ঠিত হবে, দেশ ও দশের সেবায় কাজ করবে এটাই আমার বিশ্বাস।"



বর্তমানে যমজ ভাই আরেফিন এবং সৌরভ

Now no one can identify Arefin and Sourov born with cleft-lip

Arefin and Sourov is a twin brother. They live at a village at Sreepur in Gazipur district. They get admitted into nursery at a school in front of their house. Every day they attend the school. They also play with their classmates. But they have an unhappy life a few days ago. Because they were born with cleft-lipped. How they conquer the cleft-lipped and manage a simple life, now we listen it from their father:

"I am Habibur Rahman. Our family consists of my wife Shirin Akhtar and four sons. Me and my wife works at a garments factory. Our elder son passed the SSC. The other one reads at class four and the two little at nursery. What we earn from that we manage our family. Though we are not financially solvent, we now live a happy life. But a year ago, our family passed with uncertainty. Because our little two sons were cleft-lipped by born.

We dreamt to have a daughter. So after getting two sons we hoped a daughter and my wife became pregnant. We dream Allah will give us a daughter. But this time we get two sons and both are cleft-lipped. We are worried to think about their future and think how to get rid of this curse.

We came to know from various hospitals that cleft-lipped people can be cured though plastic surgery, but it needs a lot of money. We became frustrated as we had not such amount of money. So I abandoned the treatment hope. Later I saw an advertisement of Dutch-Bangla Bank's `Smile Brighter'. From this advertisement, I came to know that Dutch-Bangla Bank has arranged treatment for the cleft lipped boys and girls free of cost for the poor family from 2003. Under this program, Dutch-Bangla Bank serves plastic surgery for the cleft lipped boys and girls without any fee for the poor family. Later, communicating with the bank authority, they informed us the date and time of the operation. At last, plastic surgery operation of Arefin and Sourov were completed on 1st March 2017.

After a successful operation, Arefin and Sourov lead a normal life now. No one can identify that they were born with cleft-lip. They got admitted into school this year. I believe that getting educated, they will be established in the society and serve for the country's welfare."


AMAR STOCK



Any time
Anywhere

economy and financial market

AMR STOCK


AMAR STOCK



ECONOMY AND FINANCIAL MARKET

Global economic outlook

Brighter Prospects, Optimistic Markets, Challenges Ahead

Global economic activity continues to firm up. Global output is estimated to have grown by 3.7 percent in 2017, which is ½ percentage point higher than in 2016. The pickup in growth has been broad based, with notable upside surprises in Europe and Asia. Global growth forecasts for 2018 and 2019 have been revised upward by 0.2 percentage point to 3.9 percent. The revision reflects increased global growth momentum and the expected impact of the recently approved U.S. tax policy changes.

The U.S. tax policy changes are expected to stimulate activity, with the short-term impact in the United States mostly driven by the investment response to the corporate income tax cuts. The effect on U.S. growth is estimated to be positive through 2020. Due to the temporary nature of some of its provisions, the tax policy package is projected to lower growth for a few years from 2022 onwards.

Risks to the global growth forecast appear broadly balanced in the near term, but remain skewed to the downside over the medium term. On the upside, the cyclical rebound could prove stronger in the near term as the pickup in activity and easier financial conditions reinforce each other. On the downside, rich asset valuations raise the possibility of a financial market correction. A possible trigger is a faster-than-expected increase in advanced economy core inflation and interest rates as demand accelerates. If global sentiment remains strong and inflation muted, then financial conditions could remain loose into the medium term, leading to a buildup of financial vulnerabilities in advanced and emerging market economies alike. Inward-looking policies, geopolitical tensions, and political uncertainty in some countries also pose downside risks.

The current cyclical upswing provides an ideal opportunity for reforms. Shared priorities across all economies include implementing structural reforms to boost potential output and making growth more inclusive. In an environment of financial market optimism, ensuring financial resilience is imperative. Weak inflation suggests that slack remains in many advanced economies and monetary policy should continue to remain accommodative. However, the improved growth momentum means that fiscal policy should increasingly be designed with an eye on medium-term goals—ensuring fiscal sustainability and bolstering potential output. Multilateral cooperation remains vital for securing the global recovery.

The Global Recovery Has Strengthened

The cyclical upswing underway since mid-2016 has continued to strengthen. Some 120 economies, accounting for three quarters of world GDP, have seen a pickup in growth in year-on-year terms in 2017, the broadest synchronized global growth upsurge since 2010. Among advanced economies, growth in the third quarter of 2017 was higher than projected in the fall, notably in Germany, Japan, Korea, and the United States. Key emerging market and developing economies, including Brazil, China, and South Africa, also posted third-quarter growth stronger than expected. High-frequency hard data and sentiment indicators point to a continuation of strong momentum in the fourth quarter. World trade has grown strongly in recent months, supported by a pickup in investment, particularly among advanced economies, and increased manufacturing output in Asia in the run up to the launch of new smartphone models. Purchasing managers' indices indicate firm manufacturing activity ahead, consistent with strong consumer confidence pointing to healthy final demand.

Commodities and inflation.

An improving global growth outlook, weather events in the United States, the extension of the OPEC agreement to limit oil production, and geopolitical tensions in the Middle East have supported crude oil prices. These have risen by about 20 percent between August 2017 and mid-December 2017 to over $60 per barrel. The increase in fuel prices raised headline inflation in advanced economies, but wage and core-price inflation remain weak. Among emerging market economies, headline and core inflation have ticked up slightly in recent months after declining earlier in 2017.

Bond and equity markets.

In the Bond market, yield curves is tending to flatten as short-term rates have risen more than longer-term rates (e.g., in the United States, United Kingdom, and Canada), consistent with still-subdued market expectations of sustained upside surprises on inflation. Equity prices in advanced economies continued to rally, buoyed by generally favorable sentiment regarding earnings

prospects, expectations of a very gradual normalization path for monetary policy in a weak inflation environment, and low expected volatility in underlying fundamentals. Emerging market equity indices have risen further since August, lifted by the improved near-term outlook for commodity exporters. In some cases, long-term yields have inched up in recent months, but they generally remain low, and interest rate spreads remain compressed.

Exchange rates and capital flows

As of early January 2018, the U.S. dollar and the euro remain close to their August 2017 level in real effective terms. The Japanese yen has depreciated by 5 percent on widening interest differentials, while the sterling has appreciated by close to 4 percent as the Bank of England raised interest rates in November and as expectations of a Brexit deal rose. Across emerging market currencies, the renminbi has appreciated by around 2 percent. Capital flows to emerging economies have remained resilient through the third quarter of 2017, with continued strength in non-resident portfolio inflows.

Global Growth Forecast to Rise Further in 2018 and 2019

Global growth for 2017 is now estimated at 3.7 percent. Upside growth surprises were particularly pronounced in Europe and Asia but broad based. The stronger momentum experienced in 2017 is expected to carry into 2018 and 2019, with global growth revised up to 3.9 percent for both years.

Emerging and developing Asia will grow at around 6.5 percent over 2018–19, broadly the same pace as in 2017. The region continues to account for over half of world growth. Growth is expected to moderate gradually in China, pick up in India, and remain broadly stable in the ASEAN-5 region.

Risks

Risks to the outlook are broadly balanced in the near term, but remain skewed to the downside over the medium term. One notable threat to growth is a tightening of global financing terms from their current easy settings, either in the near term or later. In the near term, the global economy is likely to maintain its momentum absent a correction in financial markets—which have seen a sustained run-up in asset prices and very low volatility, seemingly unperturbed by policy or political uncertainty in recent months.

A financial market correction could be triggered, for example, by signs of firmer inflation in the United States. Higher inflation pressure, together with faster Fed policy rate tightening than anticipated, could contribute to a stronger U.S. dollar, and lower equity prices. The tightening of global financial conditions would have implications for global asset prices and capital flows, leaving economies with high gross debt refinancing needs and un-hedged dollar liabilities particularly exposed to financial distress.

Buildup of financial vulnerabilities

If financial conditions remain easy into the medium term, with a protracted period of very low interest rates and low expected volatility in asset prices, vulnerabilities could accumulate as yield-seeking investors increase exposure to lower-rated corporate and sovereign borrowers and less credit-worthy households. The share of companies with low investment-grade ratings in advanced economy bond indices has increased significantly in recent years. Non-financial corporate debt has grown rapidly in some emerging markets, calling for a policy response. Credit risks on these exposures may be hidden while near-term global growth momentum is maintained and refinancing needs remain low. The absence of near-term warning flags, in turn, may reinforce yield-seeking behavior and amplify the buildup of financial vulnerabilities that come to the fore over the medium term.

Inward-looking policies

An increase in trade barriers and regulatory realignments would weigh on global investment and reduce production efficiency, exerting a drag on potential growth in advanced, emerging market, and developing economies. A failure to make growth more inclusive and the widening of external imbalances in some countries, including the United States, could increase pressures for inward-looking policies.

Noneconomic factors

The medium-term global outlook is also clouded by geopolitical tensions, notably in East Asia and the Middle East. Political uncertainty also gives rise to reform implementation risks or the possibility of reoriented policy agendas, including in the context of upcoming elections in several countries. Recent extreme weather developments in many regions point to the risk of recurrent, potent climate events that impose devastating humanitarian costs and economic losses on the affected regions. They may also add to migration flows that could further destabilize already fragile recipient countries.

Policies

Two common policy objectives tie advanced, emerging, and developing economies together. First, the need to raise potential output growth—through structural reforms to lift productivity and, especially in advanced

economies with aging populations, enhance labor force participation rates–while making sure that the gains from growth are shared widely. Second, the imperative to increase resilience, including through proactive financial regulation and, where needed, balance sheet repair and strengthening fiscal buffers. Action is particularly important in a low-interest-rate, low-volatility environment with potential for disruptive portfolio adjustments and capital flow reversals. The current cyclical upswing provides a unique opportunity for structural and governance reforms.

In advanced economies, where unemployment is low and projected to decline further, such as in the United States, a faster pace of policy normalization may be required if inflation were to pick up more than currently anticipated. In advanced economies where output gaps persist and inflation remains below the central bank target, continued monetary accommodation is desirable. Fiscal policy in both cases should focus on medium-term objectives – including public investment to boost potential output and initiatives to raise labor force participation rates where gaps exist–while ensuring that public debt dynamics are sustainable and excessive external imbalances are reduced. Where fiscal consolidation is needed, its pace should be calibrated to avoid sharp drags on growth, while orienting policy toward boosting the quality of public health and education, and protecting the vulnerable, including those that may be adversely affected by structural transformation.

In emerging market economies, with the recent respite provided by the cyclical rebound in commodity prices, policymakers should guard against the temptation to defer reforms and budgetary adjustments for later. Exchange rate flexibility can complement domestic policy settings by preventing sustained misalignments in relative prices, facilitating adjustment to shocks, and curtailing the buildup of financial and external imbalances.

The policy challenges for low-income countries are particularly complex, as they involve multiple, sometimes conflicting goals. These include supporting near-term activity; diversifying their economies and lifting potential output to maintain progress toward their Sustainable Development Goals. Policy initiatives should continue to focus on broadening the tax base, mobilizing revenue, improving debt management, reducing poorly targeted subsidies, and channeling spending into areas that lift potential growth and improve the livelihoods of all (infrastructure, health, and education). Efforts to strengthen macro-prudential frameworks and greater exchange rate flexibility would improve resource allocation, reduce vulnerabilities, and boost resilience.

Cooperative multilateral effort remains vital to safeguard recent momentum in global activity, strengthen medium-term prospects, and ensure the benefits from technological progress and global economic integration are shared more widely. Priority areas include continuing the financial regulatory reforms agenda, labor, and environmental standards; modernizing the rules-based multilateral trade framework; strengthening the global financial safety net; preserving correspondent banking relationships; curbing cross-border money laundering, organized crime, and terrorism; and mitigating and adapting to climate change.

Developments in Bangladesh Economy

Bangladesh economy grew by 7.3 percent in FY 2017 against 7.1 percent growth in FY 2016. This strong growth was mainly supported by industry and services sectors. Annual average CPI inflation continued to decline to 5.7 percent in June 2017, below the target of 5.8 percent. The declining trend in average CPI inflation is mainly driven by non-food inflation while food inflation witnessed a sharp rise due to flash-flood related crop losses in the Northeastern region of the country in HY2 FY 2017.

Export growth fell sharply from 8.9 percent to 1.7 percent, while import witnessed a significant growth by 9.0 percent in FY 2017 from 5.9 percent in FY 2016. Remittance also declined sharply by 14.5 percent during FY 2017 thus current account balance became negative of USD 1.5 billion although overall balance witnessed a surplus of USD 3.2 billion , mainly supported by the surplus of capital and financial account.

In FY 2017, Bangladesh Bank (BB) implemented its monetary policy stance to achieve price stability, alongside supporting inclusive output and employment growth. Foreign exchange reserves reached USD 33.4 billion at the end of FY 2017 equivalent to around eight months of prospective import. Bangladesh Bank continued efforts to smooth out any large fluctuations in the exchange rate. As a result, nominal BDT-USD exchange rate remained broadly stable.

GDP Growth

The key ingredient of impressive progress of Bangladesh is its resilient GDP growth which held steady at about 7.0 percent for a number of years. Bangladesh has achieved the status of lower middle-income country and is expecting to upgrade to upper middle class statues by 2021. The growth has been stable and robust, social indicators have improved, inflation has declined, foreign exchange reserves have risen and fiscal deficits remained moderate.

Bangladesh has achieved a decade high broad based growth of 7.3 percent in FY 2017, up from 7.1 percent in FY 2016. The growth was mainly supported by industry and service sectors' growth. Industry, services, and agriculture sectors grew by 10.2, 6.7, and 3.0 percent respectively. Sectoral composition shows that the service sector appeared to occupy the largest share followed by industry and agriculture sector. According to the Bangladesh Bureau of Statistics (BBS), GDP at current market price was BDT 19,758.2 billion for FY 2017 which was 14.0 percent higher than that of the preceding fiscal year. In FY 2017, per capita real GDP was estimated at BDT 58,602.6.

Agriculture Sector

The growth of agriculture sector as one of the important sector of GDP increased by 3.0 percent in FY 2017, up from 2.8 percent in FY 2016. This increase was mainly attributed to the favorable weather condition, continued government support, availability of inputs and higher disbursement of agricultural credit Moreover, all sub-sectors of agriculture has achieved higher growth in FY 2017 compared to the previous fiscal year. Notwithstanding the growth in agriculture sector, its share in total GDP declined as other sectors grew at a relatively faster rate. The share of agriculture sector in total GDP was 14.7 per cent in FY 2017 as against 15.4 percent in FY 2016. All the sub-sectors of agriculture showed higher growth in FY 2017 compared to the preceding year. Fishing registered the highest growth of 6.2 percent in FY 2017 against 6.1 percent in FY2016. Forest and related services sub-sector recorded a growth of 5.6 percent in FY 2017, which was 5.1 percent in FY 2016. Animal farming and crops and horticulture subsectors achieved slightly higher growth of 3.3 and 1.0 percent in FY 2017 compared to 3.2 and 0.9 percent respectively in FY 2016.

Industry Sector

The overall growth in industry sector slightly declined to 10.2 percent in FY 2017 from 11.1 percent in FY 2016. Growth of manufacturing sub-sector decreased to 11.0 percent from 11.7 percent over the same period. The large and medium scale manufacturing and small-scale manufacturing sub-sector contributed about 82.8 and 17.2 percent respectively of the total output of the manufacturing sector. Quantum Index of Industrial Production (QIIP) showed a growth of 9.7 percent in FY 2017 which was lower than the growth of 13.5 percent in the preceding year. Growth of large and medium scale industry sub-sectors declined to 11.2 percent and growth of small-scale subsectors increased to 9.8 percent. Growth of construction sub-sector increased to 8.8 percent in FY 2017 after stagnating for several years. The growth of mining and quarrying subsector registered significant decline, from 12.5 percent in FY 2016 to 8.9 percent in FY 2017. Manufacture of coke and refined petroleum products and motor vehicles, trailers and semi trailers grew significantly (121.8 and 62.0 percent) in FY 2017. Production of manufacture of leather and related products, electrical equipment, pharmaceuticals and medicinal chemical, nonmetallic and mineral product, fabricated metal product except machinery, and manufacture of textile registered higher growth in FY 2017 compared to FY 2016. Moreover, major industry group's production also increased except food products, beverages, basic metals and other transport equipment in FY 2017.

Services Sector

The services sector maintained its growth momentum and contributed 52.9 percent of the share in overall GDP. In FY 2017, the services sector accelerated its performance and grew by 6.7 percent. This growth was mainly driven by wholesale and retail trade; transport, storage and communication; financial intermediations; real estate, renting and business activities; and community, social and personal services sub-sectors. Among the sub-sectors containing positive growth, financial intermediation subsector recorded highest growth of 9.1 percent in FY 2017 from 4.5 percent in FY 2016. The wholesale and retail trade sub-sector grew at a rate of 7.4 percent in FY 2017 compared to 6.5 percent in FY 2016. The growth of transport, storage and communication sub-sector increased from 6.1 percent in FY 2016 to 6.8 percent in FY 2017. Real estate, renting and business activities subsector registered 4.8 percent growth in FY 2017 which was 4.5 percent in FY 2016. Community, social and personal services sub-sector grew by 3.6 in FY 2017 compared to 3.3 in FY 2016. Public administration and defence sub-sector fell at 9.2 percent in FY 2017 from 11.4 percent in FY 2016. Hotel and restaurants, health and social work sub-sectors slightly increased by 7.1 percent and 7.6 respectively. The education sub-sector posted overall highest growth of 11.4 percent in FY 2017 but it was lower than 11.7 percent growth of the previous period.

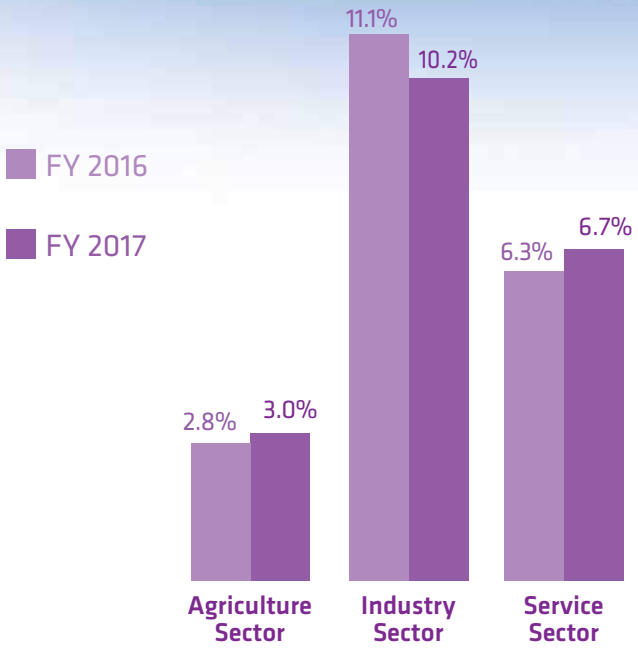

Sectoral Composition of GDP

The sectoral composition of GDP has been changing day by day. Economic activity has shifted towards industry and service for years together. The contribution of the industry sector in GDP increased to 32.4 percent in FY 2017. This was mainly driven by the manufacturing and large & medium scale industries sub-sector whose share in GDP increased by 0.7 percentage points to 21.7 percent and 0.6 percentage points to 18.0 percent respectively in FY 2017. The services sector's share in GDP declined slightly to 52.9 percent in FY 2017 as compared to 53.1 percent of the preceding fiscal year. However, the shares of public administration and defence, education and health and social work sub-sectors went up while those of real estate, renting and business activities and community, social and personal services sub-sectors went down. The share of agriculture declined to 14.7 percent in FY 2017 from 15.4 percent in FY 2016. This was mainly due to crop and horticulture, as the leading sub-sector comprising of 53.3 percent of agriculture, declined to 7.9 percent in FY 2017 from 8.4 percent in FY 2016.

GDP based on Expenditure

Expenditure-based GDP in FY 2017 increased by 14.0 percent to BDT 19,758.2 billion as compared to BDT 17,328.6 billion or 14.3 percent in FY 2016. Gross Domestic Expenditure (GDE) reflects the aggregate demand originated by domestic economic activities, measured as the sum of consumption and investment and net export. Domestic demand was estimated at BDT 20,781.9 billion at current market prices in FY 2017, 14.6 percent higher than that of FY 2016. Net export was estimated at BDT (-) 1033.7 billion in FY 2017.Total consumption expenditure and trade deficit accounted for 74.7 percent and 5.2 percent of GDE respectively in FY 2017. In nominal terms, investment increased by 17.3 percent outpacing the growth in consumption (13.5 percent).

Consumer Prices in Bangladesh

Annual average Consumer Price Index (CPI) inflation showed mixed trend in FY 2017. The headline inflation rate stood at 5.4 percent in June 2017, while the Bangladesh Bank Monetary Policy Statement (MPS, January-June 2017) inflation forecast ranged between 5.3-5.6 percent. The average inflation was 5.9 percent in FY 2016. Rising food inflation due to flash flood related crop losses in the Northeastern Haor region from the middle of FY 2017 mainly accounted for the increase in headline inflation. The average non-food inflation kept declining throughout the whole FY 2017. The twelve-month point-to-point inflation rate went up to 5.9 percent in June 2017 from 5.5 percent in June 2016.

Annual average food inflation stood at 4.8 percent in July 2016 and declined uninterruptedly until December 2016 to 4.5 percent. For the rest of the FY 2017, the average food inflation showed upward trend and ended up 6.0 percent in June 2017. On the other hand, the point-to-point food inflation had a mixed trend throughout FY 2017, starting with 4.4 percent in July 2016 and ending with 7.5 percent in June 2017. Both the point-to-point and average food inflation increased by a wide scale in FY 2017 compared to that in the preceding financial year.

Although annual average non-food inflation depicted declining trend for almost the whole FY 2017, the point-to-point non-food inflation had a mixed trend. At the beginning of FY 2017, the annual average non-food inflation increased to 7.5 percent in August 2016 from 7.5 percent in July 2016. Since August 2016, the average non-food inflation had a continuous fall until June 2017; the rate was recorded as 4.6 percent. The average non-food inflation rate was 7.5 percent in FY 2016. For the point to-point non-food inflation, the rate peaked in August 2016 at 7.0 percent from 6.9 percent in July 2016. Throughout the rest of FY 2017, the point-to-point non-food inflation showed upward and downward trend and finally settling down at 3.7 percent in June 2017. The point to- point non-food inflation in June 2017 was lower by 3.8 percentage point compared to 7.5 percent in June 2016.

Core inflation (non-food, non-fuel) on point-to-point basis declined by a large margin to 3.5 percent in June 2017 compared to 7.4 percent in July 2016. However, there were increases in core inflation for some months of FY 2017, 7.5 percent being the highest in August 2016. The core inflation rate for June 2016 was recorded as 8.2 percent.

Saving and Investment

As the main source of investment and GDP growth, Gross Domestic Savings (GDSs) at current market price stood at 25.3 percent of GDP in FY 2017, higher than 25.0 percent of GDP in the previous fiscal year. Gross National Savings (GNSs) decreased to 29.6 percent of GDP in FY 2017 from 30.8 percent in FY 2016.Gross Domestic Savings (GDSs) and Gross National Savings (GNS) at current market prices increased by 15.6 and 9.8 percent respectively in FY 2017, lower than that in FY 2016. The domestic savings-investment gap as a percentage of GDP increased from 4.7 in FY 2016 to 5.2 in FY 2017.

The recent higher GDP growth has been possible due mainly to among others, steadily higher investment particularly private investment. The share of private investment is around 75.7 percent of total investment. Investment as a share of GDP accelerated to 30.5 percent in FY 2017 from 29.7 percent in FY 2016. It is noted that increase in investment–GDP ratio is highly correlated with higher GDP growth in Bangladesh. In this perspective, Bangladesh needs to increase private investment-GDP ratio up to 28 percent and total investment within the span of 35-38 percent to achieve 8.0 percent economic growth by 2020. Public investment has also been rising gradually from 6.6 percent in 2013 to 7.4 percent of GDP in 2017, whereas private investment has been hovering around 22-23% of GDP.

External Sector

Exports growth fell down to 1.7 Percent in FY 2017, while import growth increased to 9.0 percent. Exports stood at USD 34,019.0 million in FY 2017 from USD 33,441.0 million in FY 2016. During the same period, the total import payments increased to USD 43,491.0 million from USD 39,901.0 million in FY 2016. As import grew faster than export, trade deficit widened to USD 9,472.0 million over the same period from USD 6,460.0 million in FY 2016. The services and income account along with primary and secondary income registered a surplus of USD 7,992.0 million. Current account balance turned negative USD 1,480.0 million in FY 2017 from a surplus of USD 4,262.0 million in FY 2016. The capital and financial account surplus widened to USD 4,493.0 million in FY 2017 from USD 1,408.0 million in FY 2016. The overall balance of payments surplus shrank to USD 3,169.0 million in FY 2017, which was USD 5,036.0 million in FY 2016. Gross international foreign exchange reserves stood at USD 33.4 billion at the end of FY 2017 representing around 8 months of prospective import coverage.

The growth of export (f.o.b.) earnings showed a sharp decline to 1.7 percent in FY 2017 from 8.9 percent in FY 2016. Consequently, export as percentage of GDP decreased to 14.0 in FY 2017 from 15.5 in FY 2016. Among the major export items, chemical products, plastic products, leather and leather products, cotton and cotton products, jute goods, home textile, footwear, and engineering products, experienced a higher growth in FY 2017, while frozen food, agricultural products, woven garments, petroleum bi-products, raw jute, and specialized textiles slowed down the pace of export performance as these items experienced a negative growth.

Imports (c.i.f.) grew by 9.0 percent in FY 2017, up from 5.9 percent growth in FY 2016. Import payments as a percentage of GDP continued to decline in recent years and edged down to 17.4 in FY 2017 from 18.0 in FY 2016. Total import payments for food grains, milk and cream, spices, pulses, sugar, clinker, POL, plastic and rubber articles thereof, raw cotton, and iron, steel & other base metals rose in FY 2017 compared to FY 2016 while those for oil seeds, fertilizer, textile & textile articles thereof, and staple fiber declined during the same period.

Remittance inflows declined by 14.5 percent at the end of FY 2017 compared with the negative growth of 2.5 percent in FY 2016.

Bangladesh Bank closely monitors and takes effective measures for the foreign exchange market to ensure that prices reflect market forces, while avoiding large fluctuations. As of end June FY 2017, BDT recorded depreciation of 2.8 percent in nominal terms against USD. It stood at BDT 80.59 as of end June 2017 compared to BDT 78.40 as of end June 2016. The nominal effective exchange rate (NEER) and real effective exchange rate (REER) of BDT calculated against a trade weighted 15 currency basket (base: FY16=100). NEER index depreciated by 1.69 percent while REER index of BDT appreciated by 1.81 percent in FY 2017.

Outstanding external debt stock of Bangladesh increased to USD 28,566.3 million in FY 2017, up from USD 26,305.7 million in FY 2016. However, the outstanding debt-GDP ratio declined to 11.4 percent from 11.9 percent over the same period.

Government policy towards macroeconomic stability and sustainable growth

The national budget for FY 2017 was formulated by emphasizing on four factors : i) maintaining macro-economic stability, ii) accelerating growth of per capita GNI, iii) making benefits of higher income more inclusive, and iv) ensuring sustainable and environment-friendly economic development. In the budget, GDP growth target set at 7.2 percent and inflation set at 5.8 percent



for FY 2017. For attaining this target, major steps were undertaken including -boosting public and private investment, development in agricultural sector, power and energy sector, communication sector and implementation of eight mega projects.

The broad objective of the proposed budget for FY 2018 was to ensure balanced and harmonized development of all sectors of the economy. This objective will be achieved by formulating annual budgets under a Medium Term Macroeconomic Framework (MTMF). Besides, in formulating the proposed FY 2018 budget, sustainable development goals (SDGs) as well as the targets of the 7th Five Year Plan have also taken into account. In the Proposed Budget Framework for FY 2018, GDP growth rate set at 7.4 percent; the highest in the last four decades and inflation set at 5.5 percent. To accomplish the target, efforts have been underway to stimulating both public and private investment, increasing domestic and external demand, increasing aggregate supply, development in power and energy sector, communication sector, agriculture sector and food security. Additionally, measures for promoting total factor productivity, strengthening social safety net program for equitable distribution of income and ensuring environment-friendly development were included.

Public Finance

In the budget for FY 2017, revenue target was set by considering various reform initiatives such as automation, curtailing tax exemption facility, rationalization of tax administration, widening tax net and tax base under the National Board of Revenue (NBR). As a result, in this fiscal year, the progress of NBR revenue collection has become better than the last few years.

Revenue Receipts

In the revised budget for FY 2017 total revenue receipts stood at BDT 2,185.0 billion, which was 26.3 percent higher than the actual revenue receipts in FY 2016. The tax revenue constituted 88.0 percent of the total revenue receipts, which was higher than 26.6 percent compared to the actual tax collected in FY 2016. The non-tax revenue of FY 2017 was 24.6 percent higher than that of FY 2016.In the revised budget, total revenue receipts as percentage of GDP stood at 11.2 percent which was 10.0 percent in FY 2016. The total tax revenue receipts, as percentage of GDP was 9.8 percent in FY 2017 which was 8.8 percent in the preceding fiscal year. Similarly, total non-tax revenue as percentage of GDP stood at 1.3 percent over the same period which was 1.2 percent in FY 2016.

Expenditure

The total expenditure in the revised budget for FY 2017 amounted to BDT 3,171.7 billion (16.2 percent of GDP) which was 33.0 percent higher than the actual expenditure in FY 2016. The current expenditure in the revised budget for FY 2017 stood at BDT 1,781.5 billion (9.1 percent of GDP) which was 23.3 percent higher than the actual expenditure of BDT 1,444.3 billion in FY 2016.

In the revised budget for FY 2017, direct taxes on income and profit increased by 39.2 percent to BDT 627.5 billion from BDT 450.8 billion in FY 2016. Receipts from narcotics and liquor duty, taxes on income and profit, stamp duty (non judicial), land revenue, value added tax (VAT), import duty, other taxes and duties, supplementary duty, export duty and taxes on vehicle increased by 127.3, 39.2, 36.7, 35.4, 25.8, 21.2, 16.7, 13.0, 10.0 and 5.7 percent respectively in FY 2017 compared to those of FY 2016. However, excise duty decreased by 23.1 percent in revised budget for FY 2017 compared to that of FY 2016.

The Annual Development Programme (ADP) in the revised budget for FY 2017 amounted to BDT 1,107.0 billion (5.7 percent of GDP) which was 39.5 percent higher than the actual ADP in FY 2016. In the revised budget for FY17, it is found that nearly, 39.4 percent of the total ADP was spent on the infrastructure sector (power, oil, gas and natural resources, transport and communication), 16.7 percent on the social sector (education and religious affairs and health, nutrition, population and family welfare), and 5.2 percent on agriculture sector respectively.

Financing Budget Deficit

Total deficit (excluding grants) in the revised budget for FY 2017 stood at BDT 986.7 billion (5.0 percent of the GDP). The domestic borrowing component of the deficit financing was BDT 699.0 billion (3.6 percent of the GDP) in FY 2017. Of this component, BDT 239.0 billion (1.2 percent of the GDP) was bank borrowing and BDT 460.0 billion (2.4 percent of the GDP) was non-bank borrowing mainly borrowing through net sales of national savings schemes. The foreign financing component (excluding grants) of the budget deficit was BDT 240.8 billion (1.2 percent of the GDP).

Near and Medium-Term Outlook for Bangladesh Economy

The near- and medium-term outlook for Bangladesh economy remains broadly positive, driven by favorable domestic and external factors. Overall Balance of Payments remains in surplus despite weaker export performances and remittance inflows. To reach the next phase of growth, Bangladesh needs to increase the level

of private investment to create jobs and support growth. Public investment can crowd in private investments by easing infrastructure bottlenecks.

Looking ahead, global growth is expected to accelerate in 2017 and 2018. The improved outlook reflects faster growth both in advanced economies, and emerging and developing economies. Growth is projected to be stronger in developing Asia also.

Based on the prospects and the potential risks in the context of global and domestic economic perspectives, in the Proposed Budget Framework for FY 2018, GDP growth rate set at 7.4 percent and inflation to 5.5 percent. Bangladesh Bank has been pursuing a monetary policy stance to maintain macroeconomic stability and to keep inflation at the programmed level. The CPI inflation stood at 5.4 percent in FY 2017, while Bangladesh Bank's projection shows average annual inflation for H1 FY 2018 to be around 5.5-5.9 per cent. The risks to the growth outlook from the modest global growth and weaker remittance flows and the inflation risks from any rise in food price and its spillover into non-food inflation need to be closely monitored. In this regard, Bangladesh Bank will update its forecasts on a regular basis.

However, pragmatic policy support, along with the low and stable inflation accompanied by a favorable macroeconomic environment helped Bangladesh become a role model of sustainable finance. Regarding this, Bangladesh Bank's motivational efforts and supervisory surveillance will continue to focus on inclusive, productive use of credit; with particular attention to adequate credit flows to agriculture, SMEs, and environmentally caring 'green' output initiatives. These schemes would make finance and growth more sustainable.

From a macro perspective, domestic demand growth is expected to remain robust over the near and medium-term reflecting demographics, investments and improving infrastructure and cost of doing business. As Bangladesh continues its middle-income transitions, continued focus on easing infrastructure bottlenecks, improving cost of doing business and skills, increasing investment will help create more and better jobs in the years ahead.

Money, Credit and Financial Market

Bangladesh Bank's policy towards economic development.

Bangladesh Bank pursued a monetary policy stance to ensure price stability, along with inclusive output and employment growth in FY 2017. The stance targeted a monetary growth path aiming at achieving above 7.0 percent real GDP growth and 5.8 percent annual average CPI inflation. In FY 2017, Bangladesh Bank's policy rate remained unchanged with repo rate at 6.75 percent and reverse repo rate at 4.75 percent. Broad money (M2) grew by 10.9 percent in FY 2017, below the target growth of 15.5 percent and the 16.3 percent actual growth in FY 2016. The lower growth in broad money is driven by both net foreign asset (NFA) and net domestic asset (NDA). Growth of NFA declined sharply from 22.8 percent in FY 2016 to 11.5 percent. On the other hand, growth of net domestic asset also (NDA) decreased from 14.3 percent in FY 2016 to 10.7 percent in FY 2017.Domestic credit from the banking system grew by 11.2 percent, below the targeted growth of 16.4 percent for FY 2017 and actual growth of 14.4 percent in FY 2016. The lower than targeted growth in domestic credit mainly resulted from the negative growth of credit to the public sector, reflecting public financing mostly through NSD saving instruments and repayment of previous loans from the banking system by the government. Private sector credit grew by 15.7 percent in FY 2017, slightly below the targeted growth of 16.5 percent for FY 2017 and the FY 2016 actual growth of 16.8 percent. The lower than targeted growth of private sector credit along with negative growth of public sector credit resulted to a lower growth of net domestic assets (NDA) of the banking system and stood at 10.7 percent in FY 2017 against the target of 17.3 percent and actual growth of 14.3 percent in FY 2016. Reserve Money (RM) grew by 16.3 percent in FY 2017 which was higher than the projected growth of 14.0 percent and lower than the actual growth of 30.1 percent in FY 2016.

Stance of Monetary and Credit Policy

Monetary policy stance for FY 2017 was to achieve price stability alongside supporting sustainable output and employment growth. Bangladesh Bank (BB) made efforts to nudge the financial system toward addressing long-term sustainability concerns, by supporting an inclusive, employment generating, and environmentally sustainable growth. It is assumed that sustainable finance can help foster social cohesion and long-term macroeconomic stability, which are critical for a rapidly growing, manufacturing-led economy, with a relatively large, young population and with exposure to weather. Accordingly, BB pursued monetary and credit policies and programs to intensively engaging the financial sectors for fostering socially responsible financing in inclusive and eco-friendly green initiatives.

Monetary Policy Performance

Buoyant domestic demand driven economic activity in agriculture, manufacturing and service sectors, strong private sector credit growth supported by increasing import and consumption, momentum in public sector investment along with the macroeconomic and political stability throughout the year contributed GDP growth to

outperform at 7.3 percent from the targeted 7.2 percent set by the government. On the other hand, annual average CPI inflation dipped down to 5.4 percent at the end of June 2017, remained below the targeted level of 5.8 percent owing to eased in non-food inflation, aided by subdued global commodity prices and declining government's borrowing from the banking system. In the backdrop of moderate inflation outlook and ample liquidity condition in the banking system Bangladesh Bank kept policy rates (repo and reverse repo rates) unchanged at 6.75 and 4.75 percent respectively in FY 2017.

Money and Credit Situation

Broad money (M2) actually grew by 10.9 percent against targeted 15.5 per cent due mainly to subdued growth in net domestic assets (NDA). It may be noted that NDA grew at 10.7 percent against the targeted growth of 17.3 percent in FY 2017 due to a negative growth in credit to the public sector including Government sector. Instead of borrowing from the banking system, Government made repayment of its previous loans to the banking system owing to surge in earnings from soaring revenue income and unusually high receipts from net sale of national saving certificates contributed to negative growth of net credit to Government sector. Overall credit to public sector credit including Government declined by 13.0 percent at the end of June 2017 against actual growth of 3.3 percent in FY 2016. On the other hand, private sector credit grew by 15.7 percent at the end of June 2017 supported by a buoyant domestic demand driven activities in agriculture, manufacturing and service sector. As a result, domestic credit grew by 11.2 percent in FY 2017 against actual 14.4 percent growth in FY 2016. Notwithstanding a declining trend in inward remittances and widening of trade gap, net foreign assets (NFA) grew by 11.5 percent in FY 2017 against actual growth of 22.8 percent in FY 2016. Moderate growth in broad money and overall domestic credit helped the economy to attain benign inflation outcome in FY 2017.

Reserve Money Developments

Bangladesh Bank uses reserve money (RM) as an operating target to modulate liquidity consistent with the overall monetary projection. The weekly auctions of Bangladesh Bank's own instruments; i.e., various maturity of BB bills along with Government's treasury bills and bonds were used to influence the level of RM, while repo and reverse repo operations were applied for smoothing the money market.

Actual growth of RM stood at 16.3 percent in FY 2017against 30.1 percent in FY 2016 due to a subdued growth in net foreign assets (NFA) and a huge amount of repayment of previous loans of Government to the Bangladesh Bank. However, NFA of Bangladesh Bank increased by BDT 244.4 billion to BDT 2350.0 billion in FY 2017 against the programmed increase of BDT 225.4 billion. Domestic credit of BB decreased by BDT 62.7 billion or (-) 27.1 percent against the targeted increase of BDT 10.0 billion or 4.3 percent originated mainly from negative credit growth in the public sector. BB's credit to the deposit money banks also marginally declined by 0.8 billion to BDT 43.0 billion in FY 2017 against the targeted amount of BDT 43.8 billion. However, liabilities in other items (net) reduced by BDT 132.2 billion due to making payments for previously held maturity-based BB bills which contributed to decline liabilities in net domestic assets (NDA) of BB amounting to BDT 69.6 billion and contributed to increase RM alongside the growth of NFA.

Money multiplier decreased to 4.5 in FY 2017 as compared to 4.7 in FY 2016. Reserve- deposit ratio increased to 0.098 in FY 2017 from 0.089 in FY 2016 and currency-deposit ratio also increased to 0.157 in FY 2017 as compared to 0.154 in FY 2016. Increase in both reserve-deposit ratio and currency-deposit ratio stemming from increase in cash holding by the people as well as banks' reserves relative to deposits led to decrease the money multiplier.

Income Velocity of Money

The income velocity of money (GDP/ money supply) increased to 1.9 in FY 2017 from 1.9 in FY 2016. The rate of increase in FY 2017 was 2.6 percent as against a decrease of 1.6 percent in FY 2016. This means the growth of nominal income was faster than the growth of M2 in FY 2017.

Bank Credit

Outstanding bank credit (excluding foreign bills and inter-bank items) during FY 2017 rose by BDT 1055.9 billion or 15.8 percent to BDT 7,723.4 billion against an increase of 16.2 percent in FY 2016.

Bank Deposits

Bank deposits increased by BDT 929.5 billion or 10.9 percent to BDT 9,425.3 billion during FY 2017 against 13.8 percent increase in FY 2016. The rise in total bank deposits was shared by all kinds of deposits. Demand deposits increased by BDT 121.3 billion or 13.5 percent to BDT 1,018.8 billion in FY 2017 against 24.00 percent increase in FY 2016. Time deposits increased by BDT 720.5 billion or 10.3 percent to BDT 7,759.9 billion in FY 2017 as compared to the increase of 12.3 percent in FY 2016. Government deposits increased by BDT 87.7 billion or 15.7 percent to BDT 646.5 billion in FY 2017 against 18.6 percent increase in FY 2016.

Credit/ Deposit Ratio

The credit/deposit ratio of the scheduled banks, excluding the specialized banks was 0.82 at the end of June 2017 which was 0.78 at the end of June 2016. Increasing credit to deposit ratio indicates credit growth is higher than the deposit growth reflecting strong domestic demand driven economic activities as well as investment.

Bank Rate

The bank rate remained unchanged at 5.0 percent in FY 2017 which has been unchanged since November 6, 2003 having no role in implementing monetary policy of Bangladesh Bank. Nowadays repo and reverse repo rate are used in implementing monetary policy instead of bank rate that's why it is irrelevant.

Interest Rates on Deposits and Lending

The weighted average interest rates on deposits gradually declined from a pick of 8.5 percent in FY 2013 to 4.8 percent in FY 2017. Similarly, following the downward trend weighted average interest rates on lending rate also gradually declined to 9.6 percent in FY 2017 from a pick of 13.7 percent in FY 2012. Favorable inflation performance, ample liquidity, access of foreign financing facilities at lower interest rate coupled with stringent loan practices by Bangladesh Bank contributed to decline in weighted average interest rates both on deposits and lending. The intermediation spreads between lending and deposit rates were above 5 percent up to FY 2014. Despite substantial decline of the lending and deposit rates, the intermediation spread gradually narrowed merely to 4.7 percent in FY 2017. Downward stickiness of the interest rate spread reflects provisioning costs on high non-performing loan levels in banks with weak lending discipline, and aversion to competitive rate setting by more efficient banks with low non-performing loan levels. BB has directed the commercial banks to focus on attaining efficiency in credit disbursement and loan recovery, drive to recover default loan, increasing competition among the banks in order to reduce the interest rate spread, these would help banks to reduce interest rate on lending.

Liquidity Management framework

Interest Rate and Liquidity Management

The liquidity situation is assessed mainly by the advance-deposit ratio (ADR) and call money rate. It is that during FY 2017, ADR demonstrate increasing trend while call money rate was stable at a low level. This is an encouraging sign for the Bangladesh economy. This indicates that most of the banks did not face any liquidity pressure during the reporting period. The call money rate continued to stable, indicating prevalence of no liquidity stress in the banking system. The newly introduced liquidity indicators also demonstrate that all banks were well positioned to absorb any liquidity shock. Banking sector maintained LCRs much above the minimum regulatory requirement of 100 percent throughout FY 2017. During this period, all banks were also able to maintain the minimum regulatory requirement of NSFR. In general, liquidity situation of the banking industry continued to indicate a position of excess liquidity in FY 2017. This excess liquidity was moped up and sterilized with the cautious use of Bangladesh Bank Bills which contributed stable weighted average Liquidity Coverage Ratio (LCR) and Net Stable Funding Ratio (NFSR) introduced in CY 2015. Besides, BB prudently used various open market operation tools such as repo, special repo, and liquidity support facility in FY 2017 to maintain instant liquidity requirements of banks. Government Treasury bills and bonds were also issued for the purpose of debt management and liquidity management operations. However, policy rates remained unchanged in FY 2017 considering the downward trend of inflation, subdued global inflation outlook as well as the ample liquidity position of the banking system.

Financial Markets, Foreign Exchange Market and Workers' Remittances

Bangladesh Bank remained proactive to achieve efficiency, stability and transparency in the financial market in FY 2017. Liquidity surplus in the banking system continued in FY 2017; at the same time, the banking industry remained well positioned to withstand any liquidity stress. This excess liquidity was moped up and sterilized with the cautious use of Bangladesh Bank Bills which contributed to maintain weighted average interest rate in the call money market as well as in exchange rate. Besides, BB prudently used various open market operation tools such as repo, special repo, and liquidity support facility in FY 2017 to meet instant liquidity requirements of the banks. During FY17, policy rates remained unchanged considering the downward trend of inflation as well as the sufficient liquidity of the banking system.

Money Market

Call Money Market

The money market in Bangladesh comprising banks and financial institutions demonstrate steadiness in FY 2017. BB provided Repo, special Repo and Liquidity Support Facility (LSF) to the primary dealers (PDs) and non-PD banks against their holdings of eligible treasury bills

and bonds. BB's prudential policy measures resulted in a stable weighted average interest rate in the call money market ranging from 3.7 percent to 3.9 percent during FY 2017. The average volume of money transaction in the call money market decreased to BDT 1,152.7 billion in FY 2017 which was 4.7 percent lower than that of FY 2016.

Repo Auctions

Bangladesh Bank usually conducts various types of Repo auctions to provide overnight liquidity facility to banks at a predetermined policy rate as against the collateral face value of government treasury bills and bonds to maintain their instant liquidity requirements. The rates of interest for Repo, Special Repo and Reserve Repo were 6.75 percent, 9.75 percent and 4.75 percent respectively in FY 2017. Repo rate and Reverse Repo rate remained unchanged at 6.75 percent and 4.75 percent during FY 2017 for achieving broad objective of monetary policy.

A total of six Repo auctions (including Special Repo and LSF auctions) were held during FY 2017 of which 6 bids for BDT 1.2 billion were received and all the bids were accepted. During FY 2016, total 10 bids for BDT 13.3 billion were received, of which BDT 13.1 billion was accepted. The volume of accepted amounts decreased by 91.1 percent during FY 2017 compared to FY 2016. The range of interest rate against the accepted bids was 6.75-9.75 percent per annum, which was 7.25- 10.75 percent in FY 2016.

Reverse Repo Auctions

In line with the broad objective of monetary policy, Bangladesh Bank continued to mop up liquidity from the banks through the Reverse Repo auctions to keep up Reserve Money and Money Multiplier on track. In case of Reverse Repo, BB abstained from providing any collateral to the banks. A total of 66 daily Reverse Repo auctions were held in FY 2017. In total 67 bids of 1-2 day and 10 bids of 3-7 day tenors for a total of BDT 84.6 billion were received but no bid was accepted. During FY 2016 bids for BDT 14,538.5 billion were received and BDT 11,747.9 billion were accepted. The interest rate of Reverse Repo remained unchanged at 4.75 percent per annum since 14 January, 2016.

Bangladesh Bank Bill

In order to conduct effective management and sterilize liquidity of the banking system, operations of 7-day, 14-day and 30-day Bangladesh Bank Bill continued in FY 2017 as a tool of Open Market Operations (OMOs). With a view to maintaining stable interest rate and exchange rate, Bangladesh Bank strongly used these instruments efficiently in FY 2017.

Government Securities Market

Government Treasury Bills Auctions

Treasury bills and bonds are short-term and long-term debt instruments issued by Bangladesh Bank on behalf of the Government of Bangladesh. These are the indirect monetary instruments that BB uses mainly for debt management purpose. The securities are issued through an auction process where the allotments are awarded to the bids which fill the notified issue amount ranging from the lowest to highest yield. Pro-rata partial allotments are made for bids at the cut-off -yield. The objectives of issuing these securities are two-fold. The first is to provide a mechanism for financing government budget deficit and secondly managing excess liquidity prevailing in the market. In FY 2017, a total of 20 Primary Dealer (PD) banks worked as underwriters and market makers with commitments to bid in auctions. Apart from that, the auction committee may also devolve the unsubscribed amount to Bangladesh Bank/PD and non-PD banks considering the auction rate, market timing and macroeconomic situation. In FY 2017, the auction committee devolved necessary amount of money to BB curbing higher rate and signaling effective rate to the market with a view to financing to the government at a lower cost and keeping momentum in the weekly valuations of Government Treasury Bills for held for trade (HFT) and held to maturity (HTM) of securities.

Weekly auctions of 91-day, 182-day and 364-day Treasury Bills were continued to use those as the main instruments for debt management of the government in FY 2017. The range of annual weighted average yields of most of the Treasury Bills decreased in FY 2017 as compared to FY 2016 due mainly to existence of affluent liquidity in the market while government borrowing from the banking system registered a very low position.

A total of 2,446 bids amounting to BDT 1,562.7 billion were received of which 648 bids amounting to BDT 505.0 billion (including BDT 14.7 billion as devolved amount) were accepted in FY 2017. The weighted average yield-to-maturity against the accepted bids ranged from 2.8 percent to 5.9 percent. In FY 2016, a total of 3,212 bids amounting to BDT 1,914.1 billion were received of which BDT 588.0 billion was accepted.

Bangladesh Government Treasury Bonds (BGTBs) Auctions

Treasury Bonds bearing half yearly interest coupons with tenors of 2-year, 5-year, 10- year, 15-year and 20-year are auctioned in every month following a pre-announced auction calendar prepared by Bangladesh Bank in collaboration with the Ministry of Finance of the Government of the People's Republic of

Bangladesh, considering liquidity situation and status of macroeconomic indicators.

The BGTB auction committee determined cut-off coupon rate used for bond pricing. Banks are eligible to use government Treasury Bills and BGTBs for Statutory Liquidity Requirement (SLR) purpose in the form of Held To Maturity (HTM) and Held For Trade (HFT). HTM securities are amortised in order to do converge at face value and HFT securities are traded following marking to market method. This bills and bonds are eligible for trading in the secondary market. Thirty two (32) auctions of these instruments were held in FY 2017. A total of 1,689 bids for BDT 490.1 billion were received and 636 bids for BDT 151.0 billion were accepted of which BDT 12.1 billion was devolved on BB. The amount of outstanding bonds was marginally increased by 1.1 percent to BDT 1,291.2 billion at the end of June 2017 from BDT 1,277.3 billion at the end of June 2016.

The weighted average annual yield to- maturity for the treasury bonds ranged from 4.2340 percent to 8.4400 percent and showed a declining trend in FY 2017. It is mentionable that in FY 2016, bids for a total of BDT 777.3 billion were received and BDT 241.5 billion was accepted of which BDT 30.1 billion was devolved on BB/PDs and non-PDs. The overall weighted average yield-to-maturity ranged from 4.1900 percent to 10.3548 percent in FY 2016.

Bangladesh Government Islamic Investment Bond (Islamic Bond)

Government issues bonds as guarantee against the pool of funds formed by the Islamic banks and individuals in order to develop money market for smooth liquidity management of Islamic banks. The return of the bonds depends on investment in line with the Islamic Shariah savings rate and other related factors reflected in the balance sheet of the respective Islamic banks. Currently 3-month and 6-month Bangladesh Government Islamic Investment Bond are in operation. This Government Islamic Investment Bond is operated in accordance with the rules of Islamic Shariah. As per rules, Bangladeshi institutions, individuals and non-resident Bangladeshis who agree to share profit or loss in accordance with Islamic Shariah may buy these bonds. As of end June 2017, the total sale against this bond amounted to BDT 84.1 billion while balance of total amount of financing stood at BDT 54.7 billion and net balance against the bond stood at BDT 29.3 billion. As of end June 2016, the total sale against this bond was BDT 122.9 billion against the balance of total financing of BDT 37.8 billion and net balance of BDT 85.1 billion. Due to higher amount of financing demand by the Islamic banks, the amount of net balance stood at BDT 29.3 billion in FY 2017 comparing BDT 85.1 billion of FY 2016.

Credit Market

Advances of Scheduled Banks by Economic Purposes

Total advances of scheduled banks by economic purposes stood at Taka 6,215.6 billion at the end of June 2016, which was 15.9 percent higher than the total advances of Taka 5,361.5 billion at the end of June 2015. Of the total advances, working capital financing sector recorded the significant improvement by 30.2 percent followed by construction sector (23.1 percent), transports and communication sector (17.3 percent), agriculture, forestry and fishing sector (16.7 percent), trade sector (13.8 percent), industry sector (10.2 percent), and other sectors (4.5 percent) in FY 2016 compared to FY 2015.

Sector-wise contribution of total advances shows that the trade sector played the dominant role (36.0 percent) followed by working capital financing sector (20.0 percent), advances for industry (17.0 percent), construction (9.0 percent), agriculture, fishing and forestry (6.0 percent), transport and communication sector (1.0 percent) and other sectors (11.0 percent) in FY 2016.

The advances of scheduled banks by economic purposes showed an upward trend during FY 2017. Total amount of advances stood at BDT 7,216.8 billion at the end of June 2017 which was 16.1 percent higher than the amount of BDT 6,215.6 billion at the end of June 2016. In recent years, significant changes have been viewed in the trends in total bank advances classified by economic purpose. Of the total advances, industrial sector recorded a significant improvement by 26.0 percent followed by construction sector (20.0 percent), trade (15.5 percent), transports and communication (14.3 percent), working capital financing (13.3 percent), Agriculture, fishing, forestry (8.6 percent) and other sectors (9.3 percent) in FY 2017 compared to that of FY 2016.

Sector-wise contributions of total advances show that the trade sector played the leading role (36.0 percent) followed by working capital financing (20.0 percent), advances for industry (18.0 percent), construction (9.0 percent), agriculture, fishing and forestry (5.0 percent), transport and communication (1.0 percent) and other sectors (11.0 percent) in FY 2017.

Industrial Term Loans of Banks and Financial Institutions

Disbursement of industrial term loans by banks and financial institutions increased by 9.6 percent to Taka 655.4 billion. The outstanding balance showed a positive growth of 18.6 percent and stood at Taka 1,461.0 billion

as of end June 2016. However, the overdue increased by 32.9 percent in FY 2016 and that was 13.5 percent of outstanding loans as of end June 2016.

Disbursement of industrial term loans by banks and financial institutions decreased by 5.2 percent to BDT 621.6 billion in FY 2017. However, the recoveries increased by 8.0 percent to BDT 520.9 billion. The outstanding balance showed a positive growth of 17.0 percent and stood at BDT 1,709.9 billion as of end June 2017. However, the overdue increased by 28.3 percent in FY 2017 and as percentage of outstanding loans increased to 14.8 percent as of end June 2017.

Foreign Exchange Market

Bangladesh Bank closely monitors the foreign exchange market to avoid undue volatility in the exchange rate. BB engages in market interventions if it deems necessary. In FY 2017, BDT experienced a depreciation of 2.8 percent against US dollar compared to 0.8 percent depreciation in FY 2016 due mainly to BB's interventions in the foreign exchange market to maintain stability as well as to ensure external competitiveness. The weighted average interbank rate stood at BDT 80.59 per USD as of 30 June 2017 (end period) against BDT 78.40 per USD as on 30 June 2016.

Foreign Exchange Reserves

The gross foreign exchange reserves held by BB comprises foreign exchanges, holdings of gold and Special Drawing Rights (SDR) with the IMF. At the beginning of FY 2017, foreign exchange reserves was 30.1 billion which grew steadily (10.9 percent) throughout the year and touched the mark of USD 33.0 billion on 21 June 2017 and reached at USD 33.4 billion at the end of FY 2017. BB applies its best efforts to ensure optimum return from forex reserve investment by diversifying the foreign asset portfolio in bonds (issued by sovereign, supranational and highly reputed foreign commercial banks), treasury bills and notes of US Government and in short term deposits with internationally reputed foreign commercial banks. Apart from these, BB provides foreign currency support from reserves to exporters to bolster export through Export Development Fund (EDF). In addition, with the assistance of International Development Association (IDA), BB provides long term financing needs of the manufacturing sector of Bangladesh by a separate window named Long Term Financing Facility (LTTF).

Workers' Remittance

The inflow of remittance from Bangladeshi nationals working abroad has been playing an important role in strengthening the current account balance.

The remittance witnessed fair earnings of USD 14,931.2 million in FY 2016, which is, however, 2.5 percent lower compared to USD 15,316.9 million in FY 2015. The shortfall of remittance is due mainly to the prolonged decline in oil prices and economic downturn in the GCC countries. Bangladesh Bank is encouraging remittance through the formal channel and working on simplifying the remittance distribution networks including easing the approval policy of drawing arrangements between foreign exchange houses abroad and domestic banks. At present, commercial banks have 1142 drawing arrangements with more than 320 exchange houses all over the world for collecting remittances. Banks are being encouraged to open new exchange houses/branch offices. Banks have already established 33 exchange houses/subsidiaries abroad to collect remittances.

Some Micro Finance Institutions (MFIs) have facilitated the delivery of inward remittances. Banks are now using the branch networks of the MFIs and Bangladesh Post Office as the sub-agent for remittance distribution. Banks are instructed to ensure the delivery of remittance to the beneficiaries within 2 (two) working days. Several banks are now allowed to distribute remittance using the countrywide outlets of mobile operators like Grameenphone, Banglalink and Robi.Almost 20 percent remittance came from KSA, 18.2 percent from UAE and 16.2 percent from USA.

For the external sector development finance, workers' remittance is an important phenomenon. To strengthening the current account balance of the country, the inflow of remittance from Bangladeshi nationals working abroad has been playing an essential role. The remittance registered an amount of USD 12,591.0 million in FY 2017 which was 14.5 percent lower compared to USD 14,717.0 million in FY 2016. The shortfall of remittance was mainly due to the decrease of oil revenues, increase of digital hundi (using apps and software) and fiscal tightening in the GCC countries. To encourage and in sending money in the formal channel, Bangladesh Bank has reduced the security deposit requirement for the exchange houses abroad to establish drawing arrangements with local banks. Presently, commercial banks have 1,159 drawing arrangements with more than 250 exchange houses all over the world for collecting remittances. For better control on the remittance collection, establishment of exchange houses/branch offi ces abroad by local banks is being encouraged. Under this arrangement, some banks have already established 29 exchange houses/ subsidiaries abroad to collect remittances by their own.

In addition to their own bank branches and ATM booths, banks are now using the branch networks of the MFIs and Post Offices as the sub-agent for remittance distribution. Remittances are also distributed through agent banking like Singer Bangladesh Limited outlets. Furthermore,

Bangladesh Bank has established a separate department titled 'Financial Integrity and Customer Interest Protection Department' to handle any complaints and suggestions by the customers or any stakeholders at home and abroad to ensure smooth and hassle free services. Banks are instructed to ensure the delivery of remittance to the beneficiaries within 2 (two) working days. Banks are instructed to open "Remittance Help Desk" in all branches for better remittance services. Bangladesh receives the lion's share of remittances from the Middle East

countries. During FY 2017, the highest amount (17.8 percent) of remittance came from Saudi Arabia followed by the United Arab Emirates (UAE) (16.4 percent), United States of America (13.2 percent), Malaysia (8.6 percent), Kuwait (8.1 percent), Oman (7.0 percent) and United Kingdom (6.3 percent). All other countries contributed to 22.5 percent of total remittances over the same period.

Development in the Banking Sector

Banking Sector Performance, Regulation and Bank Supervision

Bangladesh Bank (BB) has been continuing its efforts to improve the performance of the banking sector and ensure a sound, efficient and resilient financial system. In FY 2016-17, BB has adopted a number of policy measures giving emphasis on risk management and corporate governance in the banks, periodic review of stability of the individual bank as well as the whole banking system, exercise of stress testing, monitoring of large borrowers, prevention of fraud-forgeries and strengthening of internal control and compliance system through self-assessment of anti-fraud internal controls etc. Monitoring of scheduled banks' investment in shares has been made stringent in light of the amendment brought in the Bank Company Act, 1991 (amended up to 2013). Performance of Risk Management Committee at the board level is being evaluated regularly to ensure proper risk management practice in the banks. The review of the guideline namely 'Risk Management Guideline for Banks' issued in 2012 is now in process to facilitate banks in adopting contemporary methods to deal with various risk issues prudently. Besides, all core risks management guidelines have been revised recently for timely identification, measurement, control, and monitoring of all existing and probable risks of banks.

Banking Sector Performance

The banking sector in Bangladesh comprises four categories of scheduled banks - State-Owned Commercial Banks (SCBs), State-Owned Development Financial Institutions (DFIs), Private Commercial Banks (PCBs) and Foreign Commercial Banks (FCBs). One newly licensed private commercial bank has started its operation in 2016. Therefore, the number of scheduled banks increased to 57 in 2016 from 56 in 2015.

In 2016, the SCBs held 27.6 percent share of the total assets which was 27.5 percent in 2015. PCBs' share of the total assets increased from 64.5 percent in 2015 to 65.0 percent in 2016. The FCBs held 4.8 percent share of the total assets in 2016, showing a decline over the previous year. The DFIs' share of the total assets was 2.6 percent in 2016 against 2.8 percent in 2015.

Total deposits of the banks in 2016 rose to BDT 8,933.9 billion from BDT 7,928.6 billion in 2015 showing an overall increase of 12.7 percent. The SCBs' share in total deposits slightly decreased from 28.4 percent in 2015 to 28.4 percent in 2016. PCBs' deposits in 2016 stood at BDT 5,788.0 billion or 64.8 percent of the total deposits compared to BDT 5,110.4 billion or 64.5 percent in 2015. FCBs' deposits in 2016 slightly increased by BDT 24.4 billion over the year 2015 although, their contribution to total deposits decreased slightly. The DFIs' deposits in 2016 was BDT 249.4 billion against BDT 226.6 billion in 2015 showing an increase of 10.1 percent over the year.

Aggregate Balance Sheet

Total industry assets in 2016 showed an overall increase of 12.7 percent over 2015. During this period, the SCBs' assets increased by 13.0 percent and those of the PCBs increased by 13.6 percent. Loans and advances of BDT 6,739.2 billion constituted the most significant portion (57.9 percent) of the sector's aggregate assets of BDT 11,626.7 billion. Cash in hand including foreign currencies was BDT 106.5 billion; deposits with BB were BDT 736.9 billion; other assets were BDT 1,904.4 billion and investment in government bills and bonds were BDT 2,139.6 billion.

Deposits continued to be the main sources of funds of the banking industry and constituted 76.8 percent (BDT 8,933.9 billion) of total liability in 2016. Capital and reserves of the banks were BDT 837.7 billion (7.2 percent) in 2016 compared to BDT 753.5 billion (7.4 percent) in 2015.

Capital Adequacy

Capital adequacy focuses on the total position of the banks' capital and the protection of depositors and other creditors from the potential losses that a bank might incur. It helps absorbing all possible financial risks related to credit, market, operation, interest rate, liquidity, reputation, settlement, strategy, environment and climate change etc. Under Basel-III, the banks in Bangladesh are instructed to maintain the Minimum Capital Requirement (MCR) at 10.0 percent of the Risk Weighted Assets (RWA) that will increase up to 12.5 percent in 2019. Under the Supervisory Review Process (SRP), banks are directed to



maintain a level of "adequate" capital which is higher than the minimum required capital and sufficient to cover for all possible risks in their business. This higher level of capital for the banks is usually determined and finalized through SPSREP (Supervisory Review Evaluation Process, the central bank's assessment) dialogue.

As on 31 December 2016, in aggregate, the SCBs, DFIs, PCBs and FCBs maintained CRAR of 5.8, -33.6, 12.4 and 25.4 percent respectively. However, individually, 3 SCBs, 2 PCBs and 2 DFIs failed to maintain the minimum required Capital to Risk Weighted Assets Ratio (CRAR). The CRAR of the banking industry as a whole remained unchanged at 10.8 percent at the end of December 2016

Asset Quality

At the end of December 2016, the gross NPL ratio to total loans of the banking sector stood at 9.2 percent. SCBs' gross NPLs to total loans ratio was 25.0 percent and the NPL ratio of DFIs, PCBs and FCBs were 26.0, 4.6 and 9.6 percent respectively at end December 2016. The gross NPL ratios to total loans for the SCBs, PCBs, FCBs and DFIs were recorded as 26.8, 5.7, 7.8 and 23.7 percent respectively at the end of June 2017. At the end of June 2017, the ratio of NPL to total loans of the industry stood at 10.1 percent.

In 2016, the ratio of net NPLs (net of provisions and interest suspense) to net total loans (net of provisions and interest suspense) was 2.3 percent for the banking sector. It was 11.1, 10.5, 0.1, and 1.9 percent for the SCBs, DFIs, PCBs and FCBs respectively at the end of December 2016. The ratios were 11.6, 8.8, 0.7 and 0.9 percent for SCBs, DFIs, PCBs and FCBs respectively at the end of June 2017.

Writing off Bad Loans

There is a uniform guideline for write-offs bad /loss loans. According to the policy, the loans classified as bad/loss for the last 5 years or more with 100 percent, provisions embarked can be written-off. The total amount of written-off bad debts by banks was BDT 447.3 billion at the end of June 2016.

Earnings and Profitability

Although there are various indicators of earnings and profitability, the most representative and widely used one is return on assets (ROA), which is supplemented by return on equity (ROE) and net interest margin (NIM).

Earnings as measured by ROA and ROE differ greatly within the banking industry. ROA of SCBs, DFIs, PCBs and FCBs were -0.6, -1.6, 0.7, and 2.2 respectively in June 2017. ROA of all categories of banks declined from June 2016 which were -0.2, -0.2.8, 1.0 and 2.6 respectively in June 2016 for four categories of banks.

ROE of the SCBs stood at -6.0 percent in 2016, but it has deteriorated as compared to -1.5 percent in the last year. ROE of the DFIs was also negative which stood at -13.9 percent in 2016. ROE of the PCBs increased to 11.1 percent in 2016 from 10.8 percent in 2015. ROE of the FCBs declined to 13.1 percent in 2016 from 14.6 percent in 2015. At the end of June 2017, ROE of SCBs, DFIs, PCBs and FCBs stood at -19.4,-8.1, 7.5 and 10.8 percent respectively.

Aggregate net interest income of the banking industry in 2016 stood at BDT 328.7 billion which was BDT 292.9 billion in 2015. NII of the SCBs increased to BDT 49.5 billion in 2016 from BDT 40.4 billion in 2015. NII of the DFIs decreased to BDT 0.9 billion in 2016 from BDT 1.7 billion in the last year. PCBs held the major portion (77.32 percent) of NII of the banking industry in 2016 like previous years. NII of the PCBs increased to BDT 254.1 billion from BDT 222.6 billion in the last year. NII of FCBs declined slightly from BDT 28.2 billion in 2015 to BDT 24.2 billion in 2016. The NII of the banking industry stood at BDT 165.4 billion at the end of June 2017.

CAMELS Rating

CAMELS rating is a supervisory tool to assess and review the financial soundness of the banking companies. It helps BB to remain always vigilant over the banks and identify those banking companies which have problems and require close supervision linking it to good governance issues in the banking sector.The revised CAMELS rating guideline has brought not only major changes in ratios or indicators but also modifications in questionnaire for evaluation of qualitative issues. Basel-III principles related to capital adequacy have also been reflected in the guideline. Along with emphasizing best quality capital, investments in the capital market, the amount of off -balance sheet items in comparison to the capital of the banks, large loan exposures to capital, etc. are considered to calculate capital adequacy. Under this rating system, banking companies are assigned two sets of ratings- (i) performance ratings, based on six individual ratings that address six components of CAMELS (capital, assets, management earnings, liquidity and sensitivity to market risk) and (ii) an overall composite rating based on a comprehensive assessment of the overall condition of the banking company. Both ratings are expressed by using a numerical scale of "1" to "5" in ascending order of supervisory concern, "1" representing the best rating, while "5" indicating the worst. Any bank rated 4 or 5, i.e., 'Marginal' or 'Unsatisfactory' under the composite CAMELS rating is generally identified as a problem bank, and the activities of these banks are closely monitored by BB. At present, there are two problem banks, which are under intensive monitoring of BB.

Bangladesh Bank's Early Warning System (EWS) is designed to addressing the difficulties faced by the banks in any of the areas of CAMELS. Any bank found to have

difficulty in areas of operation, is brought under the Early Warning category and monitored very closely to help improve its performance. Presently, there is no bank under EWS.According to June 2017 based CAMELS rating, no bank was rated '1' or 'Strong'; the rating of 41 banks was '2' or 'Satisfactory'; rating of 7 banks was '3' or 'Fair'; 6 banks were rated '4' or 'Marginal', 2 banks were rated '5' or 'Unsatisfactory' and the rest 1 bank was not rated due to inadequate duration of its operation.

Risk Based Capital Adequacy (RBCA) for Banks.

To comply with international best practices and to improve financial stability, Bangladesh Bank (BB) has commenced implementation of Basel III capital adequacy framework since January 2015 after successful completion of Basel-II in December 2014. According to Pillar-1 of Basel-III, RWA of banks is calculated against credit risk, market risk, and operational risk.By December 2019, Banks are required to maintain a total capital conservation buffer (CCB) of 2.5 percent (Following the phase-in arrangements), comprised of Common Equity Tier 1 capital, above the regulatory minimum capital requirement of 10.0 percent. CCB of the banking industry stood at 0.7 percent at the end March 2017. At the end of March 2016, CRAR of the banking industry stood at 10.6 percent while CET1 was 8.2.

In order to avoid building-up excessive on and off -balance sheet leverage in the banking system, a simple, transparent, non-risk based leverage ratio has been introduced since 2015. In Bangladesh, the minimum requirement of leverage ratio is 3.0 percent. Leverage ratio of the banking industry stood at 4.9 percent at the end March 2017. Under the new capital adequacy framework, all banks will be required to maintain the following ratios on an ongoing basis: i. Common Equity Tier-1 (CET1) of at least 4.5 percent of the total RWA. ii. Tier-1 capital will be at least 6.0 percent of the total RWA. iii. Additional Tier-1 capital can be admitted maximum up to 1.5 percent of the total RWA or 33.33 percent of CET-1, whichever is higher. iv. Minimum Capital to risk-weighted Asset Ratio (CRAR) of 10.0 percent of the total RWA. v. Tier-2 capital can be admitted maximum up to 4.0 percent of the total RWA or 88.9 percent of CET-1, whichever is higher. vi. In addition to minimum CRAR, Capital Conservation Buff er (CCB) of 2.5 percent of the total RWA is being introduced which will be maintained in the form of CET-1.

The Supervisory Review Evaluation Process (SREP) of BB includes dialogue between BB and the bank's SRP team, followed by findings/evaluation of the bank's Internal Capital Adequacy Assessment Process (ICAAP). During the SRP-SREP dialogue, BB reviews and determines any additional capital, in excess of CRAR (12.5 percent by the end of 2019), that would be required for banks on the basis of quantitative as well as qualitative judgment. Under the process document, BB provided guidance to calculate required capital against residual risk, credit concentration risk, interest rate risk, liquidity risk, reputational risk, settlement risk, strategic risk, appraisal of core risk management practice, environmental & climate change risk and other material risks in a specified format and to submit the same to BB. Information of banks' ICAAP is counter checked with the information available from both on-site inspection and off -site supervisory departments of BB. During the SRP-SREP dialogue, if the bank fails to produce their own ICAAP report backed by proper evidence and rigorous review regarding risk management, the SREP team of BB applies their prudence and also uses the available information from the inspection departments in determining the adequate capital.

Loan Classification and Loan-Loss Provisions

BB has changed its policies on loan classification and loan-loss provisions at the end of FY13. BB also introduced and clarified the difference between a "defaulted loan," which is a legal concept granting the bank the right to take certain actions against the borrower, and a "classified loan," which is an accounting concept that implies a certain required level of provisioning for expected losses.

Loan Restructuring

Loan restructuring policy for large borrowers having multiple bank exposures was revised. Considering the contribution of the large borrowers to the socio-economic development and employment generation of the country, and to support the loan recovery efforts of the banks, the Board of Directors of Bangladesh Bank recommended necessary policy support for the affected large borrowers.

Corporate Governance in Banks

BB has undertaken several measures in the recent years to establish good corporate governance in the banking sector. These include 'formation of Risk Management Committee at the Board of the banks', 'the constitution of audit committee of the Board, "fit and proper" test for appointment of chief executive officers of PCBs, enhanced disclosure requirements, etc. In continuation of the above reforms, the roles and functions of the board and management have been redefined and clarified with a view to specifying the function and powers of the management of the bank. In this connection, related clauses of the Bank Company Act 1991 have already been amended.

Risk Management Activities of Banks

BB has revised six core risk management guidelines to ensure robustness, efficiency and effectiveness of risk management systems for the banking sector.



Recently, to bring greater expertise and harmonization to risk management activities of all banks and exercise international best practices, the reporting format of risk management activities of banks has been revised and banks submit the report on half yearly basis according to the revised reporting format titled "Comprehensive Risk Management Report (CRMR)". Various contemporary issues have been incorporated in the CRMR for the quantification of risk management process along with a questionnaire for some qualitative checking of the risk management activities of the banks. Moreover, to monitor the risk management activities more closely, a short reporting format named ''Monthly Risk Management Report (MRMR)'' has been introduced and banks are submitting those reports to DOS on monthly basis. Based on the CRMR and MRMR submitted by the banks, DOS regularly evaluates the risk management activities of each bank and provides constructive recommendations to improve their conditions. BB also instructed the banks to determine their risk appetite on a yearly basis for all possible measurable risk areas in line with the strategic planning of their bank and to submit the statement to DOS by the end of first quarter of every year.

BB determines the comprehensive risk management rating of each bank on half yearly basis based on available information in the CRMR, minutes of enterprise risk management committee (ERMC) and board risk management committee (BRMC) meetings, compliance status of BB instructions submitted by banks and other sources. This risk rating carries 15

percent weight in the management component of CAMELS rating. These are taken into account while giving approval/NOC for branch expansion, AD license, dividend declaration, etc. for banks.

Self- Assessment reporting format has been updated by BB in FY 2016-17 to keep the operational risk at a minimum level by strengthening the internal control and compliance system of a bank. This report comprises a questionnaire divided into five (05) sections - Internal Control and Compliance (ICC), General Banking and Operation, Loans and Advances, Foreign Exchange Operation, and Information and Communications Technology (ICT) and two statements containing detailed information regarding fraud-forgeries. The banks submit the report on half-yearly basis. BB analyzes these reports and provides proper instructions to the banks based on the findings.

Financial Stability and Macro Prudential Supervision

Financial Stability Department (FSD) is working relentlessly to build up a stable macro prudential framework that would shield the financial system from any adverse development in the downturn phases of the economic and financial cycles. The department has been publishing 'Financial Stability Report (FSR)'on yearly basis to evaluate the strength of banks and financial institutions (FIs) as a whole and contribute to enhance risk awareness among the stakeholders of the financial system. Another report called 'Quarterly Financial Stability Assessment Reports (QFSAR)' is also published by FSD to provide the stakeholders with more frequent updates on major trends in banking, FIs and capital market indicators. Besides, FSD conducts stress tests on quarterly basis to monitor the strength of the banks to withstand financial shocks and aggregate stress test results are published regularly in FSR and QFSAR.

FSD also use a number of macro prudential supervisory tools as early warning indicators like Financial Projection Model (FPM), a forecasting tool that is used for projecting fluctuations in the financial markets by assuming hypothetical scenarios in the model. Another tool named 'Interbank Transaction Matrix (ITM)' is used by the department for monitoring liquidity management of banks and FIs to find any potential liquidity crisis in the market. ITM report is prepared on quarterly basis. Besides, the department has been preparing Bank Health Index (BHI) and Heat Map on a half yearly basis to perform a dynamic analysis of the health of the banks from liquidity, solvency and earning perspectives.

The department has developed a framework for identifying and dealing with the Domestic Systemically Important Banks (DSIB) in its jurisdiction due to the underlying assumption that the impact of the failure of DSIBs will be significantly greater than that of a non-systemic bank. A new oversight framework titled 'Central Database for Large Credit (CDLC)' has been introduced by FSD to enhance financial discipline through monitoring the large exposures of banks and FIs in a more structured way. This will help to identify and manage the low quality assets well ahead of time before they appear as a cause to financial distress. Reports based on the analysis of CDLC are generated quarterly.

Bangladesh Systemic Risk Dashboard (BSRD) has been developed which is intended to serve as an early warning system capturing probable build-up of any systemic risk in the financial system. It contains a set of relevant qualitative and quantitative indicators of systemic risk. A tool named 'Composite Financial Stability Index (CFSI)' has been developed in order to measure financial stability. Taking into account the interconnectedness among different sectors of the economy, the index integrates the major soundness indicators of banking sector, financial sector, real sector and external sector to form a single composite indicator which will indicate the stability condition of the financial system as well as any build up of systemic stress.

Activities of Credit Information Bureau

Credit Information Bureau (CIB), set up with the objective of minimizing the extent of default loans, has been providing its online services since 2011.With the adoption of highly sophisticated ICT facilities, the performance of the CIB services has been improved significantly in terms of efficiency and quality. It has also appreciably reduced the time and physical movement for the banks/ NBFIs in submission of credit information and CIB report generation process. Consequently, online services of CIB have made the loan processing activity faster.The CIB database consists of detailed credit information in respect of borrowers, co-borrowers and guarantors. CIB database includes credit information of borrowers having outstanding amount of BDT 50,000 and above and defaulted credit card information having outstanding amount of BDT 10,000 and above.

At the end of June 2017, the total number of borrowers was 1,317,664 while it was 1,101,046 during the same period of the previous year. This number recorded an increase of around 20 percent compared to the same of the previous year. The total number of classified borrowers in banks/FIs was 216,647 at the end of June, 2017 which is about 5 percent higher compared to the same period of the last year. In June, 2016 the number was 206,639. The total outstanding amount of loans and advances of the banking and non-banking financial institutions stood at BDT 8612.7 billion (including BLW amount) in June, 2017 which recorded an increase of around 26 percent compared to the same period of the last year. Furthermore, total classified outstanding amount recorded an increase of around 24 percent in June 2017 over the same period of last year. The classified amount was BDT 1,152.6 billion at the end of June, 2017 while it was BDT 929.5 billion in June, 2016.

Besides, Credit Information Bureau of Bangladesh Bank has undertaken several initiatives with a view to increasing the score of 'Depth of Credit Information Index', which is a part of 'Getting Credit' of Doing Business Report prepared by World Bank.

The initiatives are described below:

- Strengthening and making the existing CIB of Bangladesh Bank more informative through-
    - Fine tuning the newly developed CIB online system;
    - Increasing the coverage of credit information stored in CIB database submitted by banks/FIs. i.e. resetting the threshold of outstanding loans and advance at of a borrower;
    - Increasing credit history showed in CIB report of a borrower to 24 months from 12 months
- Developing collateral/security information system to prepare a collateral/security database of immovable assets.

AMARSTOCK



Any time
Anywhere

some of the projects financed by DBBL


AMAR STOCK



A partial view of a 100% export oriented knit composite garment industry located at Fatullah, Narayanganj.



A partial view of a most modern & exclusive backward linkage industry for garments located at Savar, Dhaka.



A partial view of a most modern, fully automated beverage industry located at Siddirgonj, Narayanganj.



A partial view of a most modern quality section of a 100% export oriented garment industry located at Fatullah, Narayanganj.



A partial view of a most modern, fully automated beverage industry located at Mouchak, Kaliakoir, Gazipur.



A partial view of a ball pen industry located at Kamrangirchor, Dhaka.



A partial view of a most modern food & beverage industry (biscuit factory) located at Domna, Kashimpur, Gazipur.



A partial view of a most modern manufacturer of electrical & electronics items, specially transformer located at Savar, Dhaka.



A partial view of a most modern & exclusive plastic industry located at Kaliganj, Gazipur.



A partial view of a most modern & exclusive ice cream factory located at Shyampur, Dhaka.



A partial view of a modern restaurant located at Gulshan, Dhaka.



A partial view of a plastic pipe manufacturing industry located at Zerabo, Savar..



A partial view of a 100% export oriented knit composite garment industry located at Fatullah, Narayanganj.



A partial view of a 100% export oriented knit composite garment industry located at Fatullah, Narayanganj.



A partial view of a most modern cutting section of a 100% export oriented garment industry located at Fatullah, Narayanganj.



A partial view of a most modern Pharmaceuticals industry located at Sreepur, Gazipur.



A partial view of an electric fan manufacturing industry located at Sreepur, Gazipur.



A partial view of a 100% export oriented Denim industry located at Sreepur, Gazipur.



A partial view of a Refrigerator manufacturing industry located at Valuka, Mymensingh.



A partial view of a modern sugar manufacturing industry located at Meghna Ghat, Narayanganj.



A partial view of a most modern embroidery section of a 100% export oriented knit composite garment industry located at Rupganj, Narayanganj.



A partial view of a most modern cutting section of a 100% export oriented knit composite garment industry located at Rupganj, Narayanganj.



A partial view of a modern steel industry located at Gazaria, Munshiganj.



A partial view of a most modern printing & packaging industry located at Panchduna Narsingdi.



Any time
Anywhere

directors' report

AMAR STOCK


AMAR STOCK



DIRECTORS' REPORT

Bismillahir Rahmanir Rahim

Dear Fellow Shareholders

The Board of Directors is pleased to welcome the honorable shareholders in the 22nd Annual General Meeting of the Bank. The Directors' Report along with audited financial statements and auditors' report thereon for the year ended December 31, 2017 are presented before your kind self.

In the report, DBBL's operational performance of 2017 as compared to 2016 has been evaluated and analyzed within the prevailing business environment. The information and analysis may be read in conjunction with the DBBL's audited financial statements for the year ended 31 December, 2017, which have been prepared in accordance with Bangladesh Accounting Standards, Bangladesh Financial Reporting Standards, Bangladesh Securities & Exchange Commission rules and applicable legal and regulatory requirements.

REVIEW OF BUSINESS OPERATIONS AND STRATEGY

Principal activities

The principal activities of DBBL are to provide all kinds of commercial banking products and services to the customers including working capital finance, trade finance & project finance for corporate customers, SME loans to small traders & businesses; and house building loan, car loan and wide range of life style & need based loans for retail customers. There are various deposit products particularly suitable for retail and institutional customers. DBBL's state-of-the-art IT platform and online banking system provide the largest ATM network, Fast Track and POS services of the country through which customers are getting any-branch and anytime banking for 24 hours a day and 365 days a year. IT network also provides SMS banking, alert banking and internet banking services. Debit cards of MasterCard International and DBBL's propriety cards are in operation. International cards (VISA & MasterCard) of different local & international banks are accepted at DBBL's ATMs for withdrawal of money and at POS terminals for payments of shopping, hotel and dining bills etc. DBBL earlier introduced EMV supported Chip VISA Credit Cards for the first time in Bangladesh. Thereafter, EMV Credit Cards of MasterCard and EMV debit cards of MasterCard were introduced in 2010. The EMV feature shields DBBL customers from any kind of frauds as per the guidelines provided by MasterCard & VISA. Bank has taken an initiative to bring all internets banking facilities in one apps/card namely "NEXUS PAY". Although the service not yet launched huge response have found for the service. NEXUS PAY will be a unique services & milestone in the country providing internet banking service to the customers.

In addition, mobile banking services were introduced in 2011 by DBBL which was first of its kind in the country to provide banking services to mainly those people who are living in rural areas of the country and mostly deprived of conventional banking services. The mobile banking services were rebranded in 2016 with 'Rocket' logo for more visibility and customer-centric. The mobile banking services are now spread all over Bangladesh. DBBL also introduced Agent Banking services in 2015. This is deposit based service and extended hands of DBBL branches. The objective is to bring rural small banking customers under the banking umbrella.

As part of its strategic plan, DBBL continued to invest heavily to improve and expand IT network, ATM services, and Fast Track & card services, mobile banking & agent banking services along with branch network, business promotion & activities related to Social Cause. Expenses on such investments in 2017 apparently resulted in higher profit; these will substantially improve our capacity to deliver customer services with a wide range of products and services that can be matched with the best in such industry by strengthening IT platform, expanding distribution channels and communication networks, and improving productivity. DBBL's strategic objective is to have a clear competitive advantage over its competitors to provide the full range of banking services via multiple delivery channels through state-of-the-art-technology at the lowest cost.

Brand positioning

Throughout its operation for last 22 years, DBBL has established itself as a different Bank from others. It has differentiated itself as a leader in technology by reaching the latest banking services to its customers through largest ATM network in the country at free or affordable cost. Fast Track was introduced in 2010 to expand the ATM services. Fast Track includes deposit kiosk supported by an officer from the Bank to facilitate deposit in accounts by our valued customers that is in addition to multiple ATMs housed in a Fast Track. The Fast Track and ATM network was further expanded in 2017. The bank is developing a new service for internet banking introducing "NEXUS PAY"

to make available all the internet banking service in one card. Although it is not yet launched huge response found through pilot project.

DBBL has also established itself as a Bank that cares for the society. All the business activities of DBBL are done in full conformity with social, ethical and environmental standards. DBBL is the pioneer in Social Cause programs in the country. It has been intensifying its resources and efforts on a continuous basis to reach the distressed & needy people of the society to bring smile on their faces and to improve their health and educational standard and overall quality of life.

DBBL is continuing a massive and expanded scholarship program since 2011 which provides yearly scholarships about 21,000 students mainly studying in HSC and graduation levels.

Mobile banking services expanded and covered whole Bangladesh.

Mobile banking service now renamed as "ROCKET", first of it's kind in the country, introduced by DBBL in 2011, was further strengthened in 2017 to cover the entire Bangladesh. The services were targeted to reach the unbanked poor people of the country, who are deprived from traditional banking services, living mostly in rural and remote areas to include them in financial services network through mobile phone.

Compared to traditional banking, mobile banking services are close to the doorsteps of customers, easier to use (can be operated without writing any cheque or using any card but using pin number only) through mobile phone and highly convenient for instant remittance of money from abroad or within the country to any remote destination of the country.

To serve this untapped and unprivileged market, a total number of 573 employees in 77 offices across the country are continuously working together with agent points to meet customer requirements. In addition, all the 175 DBBL Branches have dedicated counters to serve mobile banking customers where they can make transactions free of cost.

A further extension of banking for mass people to reach even the remotest corner of the country, agent banking services introduced in 2015 was further expanded also in 2017. As many as 1,503 Sub-Agent Points covering 477 Upazilas under 64 District were operating at the end of Dec 2017 to serve the agent banking customers. A total of 448 Agents were engaged in providing re-balancing service to the Sub-Agents for smooth operation of customer service. DBBL become "No.-1" in providing agent banking services with more than half of total customers of the country.

DBBL is collecting remittance of our wage earners since long. The bank is providing to the remitter/remittance receiver through main banking, agent banking & mobile banking services. The bank has further expanded the services in 2017. It become second remittance collector in the country within the Private Commercial Banks and the effort is continuing to boost-up remittance collection.

Our report on mobile and agent banking services is set out on **pages 163 to 183** of this Annual Report.

VIP Banking Services

DBBL believes in its uncompromising commitment to fulfill its customer needs and satisfaction and to become their first choice in banking. In order to serve better and to ensure segment wise customer services, the bank decided to introduce **"VIP Banking"** for the existing and new high net worth customers, recognizing their contribution to the bank. The first lounge was opened in the bank's Gulshan branch on 14th March 2017 and subsequently the second lounge was launched on 30th December, 2017 in Gulshan Circle-1 branch. The bank has taken initiatives to open more lounges in the near future. As on December 2017, the bank has 1,595 number of VIP customers with a total amount of deposit of BDT 6,875 million.

Our report on VIP banking services is set out on **pages 209 to 212** of this Annual Report.

Customer focus and customers' right

DBBL's performance cannot be judged by just looking at profit figures. DBBL considers that it is the customers' right to get modern, online and full ranges of banking services at an affordable price anytime and anywhere. DBBL's service cost is the lowest in the industry and in most cases services provided through ATM and Fast Track are free. DBBL is committed to put the customers' interest first. In line with its central vision, DBBL is promise-bound to extend personalized services to the full satisfaction of the customers that should be considered by the customers to be the best in the industry.

Corporate governance ensuring best practices

DBBL complies with good corporate governance practices in line with industry best practices and regulatory requirements of The Bangladesh Securities and Exchange Commission (BSEC) and Bangladesh Bank ensuring transparency, accountability and fairness at every step of its business operations to maximize performance with governance.

Corporate governance practices in DBBL are set out on **pages 55 to 75** of this Annual Report.



Managing risks ensuring quality and value of assets and uninterrupted operations

Risk management covering credit risks, operational risks, market risks and other risks is at the heart of all business operations and transactions of DBBL. Risk management systems are designed and implemented to maintain and improve quality and value of assets, and to ensure smooth banking operations and services in a sustainable way to protect interest of shareholders, depositors and all the stakeholders. Risk management system also complies with Bangladesh Bank's core risk management guidelines, guideline for risk management division (RMD) as well as capital to risk-weighted ratio as per Basel III.

Future risks and uncertainties in business outlook and cash flows and DBBL's responses to address such issues.

Potential Risks and Uncertainties	Policy and Action plan for mitigating Risks and Uncertainties
Higher capital requirement under Basel -III Under Basel -III, capital requirement is much higher along with higher proportion of equity capital, to have adequate cushion against credit risk, market risk, operational risk and other residual risks.	• **Retaining profit** A certain portion of profit generated from business operations will be retained to strengthen the core capital position of the Bank. • **Strengthening Tier 2 capital** Issuing of subordinated debt to the extent of Taka 5,000.0 million was issued in 2017. Because, it may be phased out under Basel-III or Basel IV that's why adequate measures would be taken well in time for enhancing Tier-1 capital of the Bank • **Credit rating of borrowers** Increasingly more corporate borrowers will be brought under credit rating to reduce risk weighted assets and capital requirement, • **Strengthening overall risk management system** Overall risk management system will be further strengthened throughout the Bank and particularly under RMD to reduce combined risk exposure of the Bank that will also enhance capital to risk-weighted ratio of the Bank.
Maintaining ADR ratio As regulator reduced ADR ratio it will tough to maintain.	• **Interest rate on deposit revision** Rate of interest on deposit will be rationalized to collect more deposit. • **Emphasis to collect Deposit** Branch are advised to emphases on deposit collection. • **Client Selection for Loans** Strategy will be taken to hunt best of the best client of the country.
Quality of assets Quality of assets may decline for business or political uncertainty or external reasons	• **Diversified lending** We are continuously diversifying our portfolio towards smaller corporate, SMEs and retail borrowers to reduce portfolio, industry and customer specific credit risks. New organizational structure has been put in place for streamlining our lending operations with particular attention on overall credit risk management and special asset (impaired assets) management. • **Intensified monitoring** We will continue intensified monitoring and recovery efforts, under special assets management division and high powered recovery team , with early warning system in place, to maintain and improve quality of assets

Containing cost / income ratio Cost / income ratio may be increasing	• **Operating cost will be rationalized** Operating cost will be rationalized by using modern software, digitalizing the filing, documentation and working process, improving productivity of resources, improving internal control system and reducing duplication of process, wastage and pilferage. • **Source of income will be diversified** Sources of income will be diversified by developing new value added products and services with particular emphasis on low risk corporate fee income and retail products.
Fierce competition in the market Fierce competition may reduce our market share and growth potential	• **Customer services will be improved** Our state of the art technology, innovative and value added services will help us to attract new customers and to retain existing customers. • **Brand image will be strengthened** We will keep strengthening our brand image, delivery channel and customer services to add value to both corporate and retail customers to bolster our asset and liability growth. • **New Technological Product** A new product "NEXUS PAY" is introducing which will be able to attract new customers to get competitive age in the market.
Liquidity and foreign exchange risk Volatile money market and foreign exchange market may increase risk and reduce profit	• **We will pursue prudent asset-liability management.** Our strong treasury team under the guidance of ALCO is watchful of the ongoing market condition and they are operating within limits without taking any undue or disproportionate risk. • **We will have surplus liquidity** We will run comfortable liquidity by containing credit deposit ratio within limits , expanding low cost & stable deposit base to stave off any possible liquidity crisis in banking sector
Market risk in equity Volatile & bearish stock market may increase market risk and increase loss of the Bank.	• **We have no exposure in stock market** We have no exposure in stock market. We are dedicating our focus and efforts on our core banking business.
Sufficient skilled manpower may not be available Sufficient manpower with adequate experience and expertise may not be available to support the customer services, business growth **and brand position**	• **We have strong brand image and competitive package** Our working environment and compensation package are highly competitive. Moreover, our strong brand image is increasingly attracting more talented people in joining and staying in DBBL.



Market condition may limit our business growth. Current economic and business condition may slowdown our deposit and business growth.	• **Our products and services will attract and retain the depositors.** Depositors can be retained with better access, product and services. With that end in view we will provide them more convenient access to wide range of banking services and options. We will seek diversified credit growth **Credit portfolio will be grown in a diversified way within acceptable risk profile.**
Disruption in online banking system Excessive burden on software system may disrupt or delay transaction resulting in information loss, disruption in business & financial transaction and customer dissatisfaction.	• **We are upgrading our software system** We have upgraded our software and hardware in 2012 enabling the IT platform more secure and capable of handling huge volume compared to our previous system Moreover, we have implemented Synchronous Disaster Recovery Site (DRS) to provide uninterrupted and reliable banking convenience to our customers. A 2nd data centre is expected to be implemented in 2018, for having extra cushion for ensuring uninterrupted IT operations even under adverse condition.
External factors External factors may adversely affect our business growth	• **We will remain cautious** We are aware of latest development in global economy particularly in the USA, EURO area and China and also political unrest of the country in 2018. However, we will remain cautious about external factors and take necessary measures well in advance to protect interest of depositors and other stake holders. We will be particularly cautious in credit approval (both funded and non-funded) and having adequate liquidity.

Our report on Risk management systems in DBBL are set out on **pages 77 to 106** of this Annual Report.

Maintaining adequate capital and capital to risk-weighted ratio – cushion to absorb the unforeseen shocks

As part of risk management system, it is the policy of DBBL to maintain strong capital to risk-weighted assets ratio to have sufficient cushion to absorb any unforeseen shock arising from any potential risk, to ensure long-term solvency of the Bank and to help sustainable business and profit growth of the Bank that can maximize value for stakeholders.

During 2017, Shareholders' equity (Tier-1 capital) increased to Taka 16,593.3 million being 9.2% of risk weighted assets (RWA) and supplementary capital (Tier 2 capital) stood at Taka 9,513.4 million being 5.3% of RWA. Tier-2 capital is comprised of subordinated debt obtained from FMO and DEG, revaluation of fixed assets and revaluation of held to maturity securities and held for trading securities as of 31 December 2017. It may be noted that as per Bangladesh Bank regulation subordinated loan is eligible as Tier-2 capital and 50% of assets revaluation reserve and 50% of revaluation reserve on held for trading and held to maturity securities are also eligible as Tier-2 capital subject to haircut (60% at the end of 2017) as per Basel III regulation. In line with long-term capital management plan of the Bank and in compliance with Basel III requirement, adequate capital adequacy ratio was maintained in 2017 which stood at 14.5% at the end of the year (2016: 13.1%) that was well above statutory requirement of 11.25%

Summary of total capital to risk-weighted Asset ratio of DBBL is as follows:

In million Taka

Particulars	2017	2016
Computation of capital		
Tier I capital **[A]**	16,593.3	14,867.0
Tier 2 capital **[B]**	9,513.4	6,311.8
Total capital (Tier I and 2) **[C]**	26,106.7	21,178.8
Risk weighted assets [D]	**180,130.6**	**162,165.3**
Tier 1 capital (against minimum requirement of 5.50% **[A/D]**	9.2%	9.2%
Total capital (against minimum requirement of 11.25% **[C/D]**	14.5%	13.1%

- **Minimum requirement of capital to risk-weighted Asset ratio was 11.25% at the end 2017.**

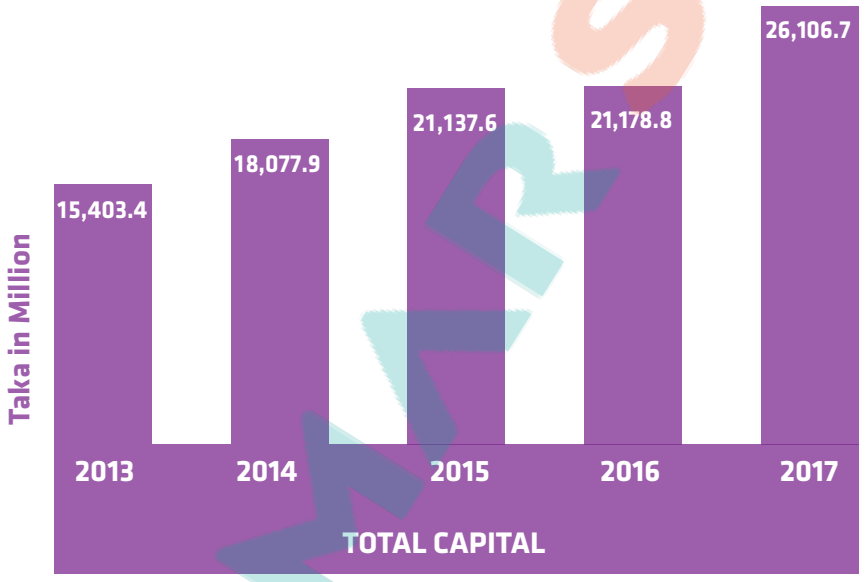

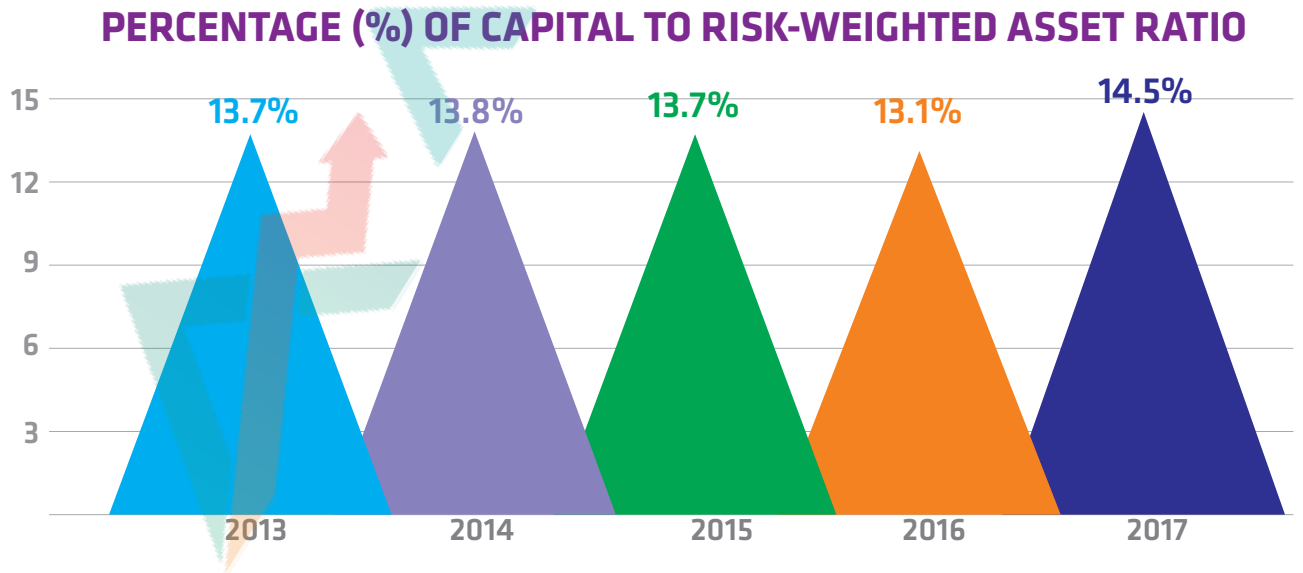

AUTOMATION IN DBBL

Development in IT infrastructure and Online Banking Services

In today's global business scenario, particularly in banking sector, technology plays a vital role in executing all sorts of customer friendly banking operations with cost-effective services. In this sector, competition is rising steadily day by day. As a result, technology has become an aide of necessity rather than option in financial institutions just to satisfy the growing service demand of the customer in a cost effective way. Keeping this in view, the bank has adopted many technology based solutions that has placed our bank at the zenith of the technological advancement in our banking industry.

With the advance of technology, customers are more powerful and more demanding. They want to get the service instantly. They do not want to understand the barrier of time and geographical limitations. Without having a state of the art technology, it is not possible to satisfy such customers. Being understood that customers are the king, Dutch-Bangla Bank has set up a comprehensive ICT infrastructure to manage the time and geographical limitations, to bring employee efficiency, to provide cost effective service to the customers with the ultimate objective of complete customer satisfaction.

Making technology affordable for masses to facilitate seamless transaction and socio-economic development

In DBBL, banking products and services based on latest technology and multiple delivery channels are aimed at faster and better customer services at the doorsteps of customers at affordable cost. DBBL being the most technologically advanced Bank has established the largest ATM and Fast Track network of the country and the first mobile and agent banking services with a huge investment which is not at all financially rewarding. Still DBBL has taken these initiatives as part of its Social Cause programs to reach the benefits to the customers enabling them to make seamless transaction across the country. At the end of 2017, such services were provided through 175 branches, 4,467 ATMs, 780 Fast Tracks, student electronic booths and a large number of POS terminals spread throughout the country.

To widen and spread the benefit of the ATM network, DBBL is allowing customers of other banks to use the Network at nominal cost through central switching network of Bangladesh Bank. DBBL is committed to spreading the network even further to maximize socio-economic benefits of the country though it is not cost-effective for the Bank. By providing such services, DBBL is enabling the customers to maximize their business potentials and to fulfill their personal hopes and aspirations.

Our report on Automation in DBBL is set out on **pages 139 to 161** of this Annual Report.

SME Financing

Small and Medium Enterprises (SMEs) play a significant role in the economy in terms of balanced and sustainable growth, employment generation, development of entrepreneurial skills and contribution to GDP. DBBL strongly believes that SME sector is one of the main driving forces of economic growth and there is a market with huge potential.

In order to facilitate the SMEs of our country, the Bank has been financing the SME sectors since its inception. Full-fledged SME Division has been established to further reinforce SME financing to bring the grass-root entrepreneurs into the main stream of economic growth. Subsequently, SME Division has been further strengthened with sufficient manpower and various rules and procedures at different times. A number of need based SME products are offered to our SME clients

Our report on SME Financing is set out on **pages 213 to 218** of this Annual Report.

Retail Banking & e – banking

Retail Banking and e-banking divisions of DBBL deliver diversified electronic and retail banking products and services including personal loan, auto loan, home loan, credit card, POS (Point of Sales) and e-Payment solutions through NEXUS gateway to bring utmost comfort and enhance the lifestyle of the consumers of different segments.

Our report on Retail Banking is set out on **pages 201 to 208** of this Annual Report.

Expansion of bank branches and mobile banking offices / agent banking operation

The Bank opened 10 new branches in 2017 to reach 175 branches at the end of the year spreading the branch network throughout the country. More branches will be opened in 2018 to expand the branch and distribution network. Mobile banking operation started in 2011 was also expanded in 2017 covering all over the country to spread our banking services to the remotest villages of the country to serve mainly the marginal customers who are mostly deprived from traditional banking services. Agent banking services were also introduced in 2015 to

reinforce our commitment to unbanked people mainly in rural area. These will bring up-to-date banking services to our existing and potential customers both in rural and urban areas at the same time it will optimize utilization of our strong delivery channels, increase our resource position and business potentials that will maximize profitability and shareholders' value. DBBL's strategy is to reach the doorsteps of customers to provide full range of banking services based on state- of -the- art- technology and IT platform at free or affordable cost.

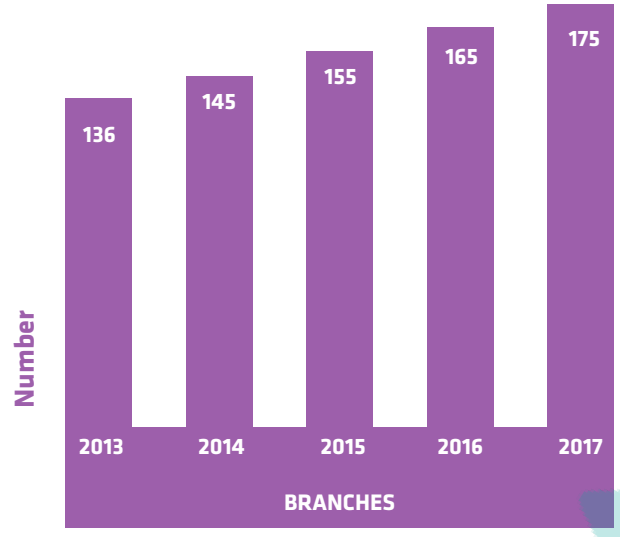

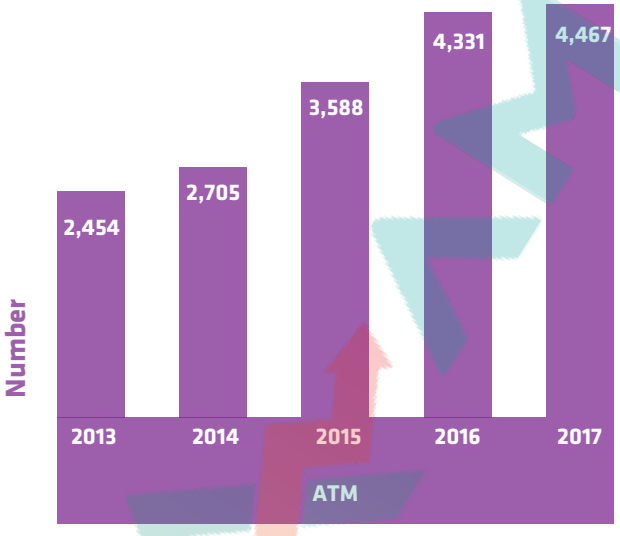

Correspondent banking relationship

During the year 2017, Dutch-Bangla Bank has registered consistent growth in Foreign Trade business. DBBL is well equipped with state of the art technology to provide instant services to the growing customers demand. International Division's strategy is to focus on providing end-to-end solutions for the international banking requirements of corporate clients. Our mission is to establish DBBL as the Bank of choice for key global markets to provide all the international banking solutions more effectively by bringing all Trade Service units under a single roof. Accordingly, Centralized Trade Service (CTS) has been established to offer premium service through reliable, accurate, timely delivery and customized solutions for business needs.

DBBL has further streamlined Trade Finance business while strengthening risk management activities. During the year 2017, bank's import business was USD 1,837.7 million against 1,716.8 USD million in 2016. The export business in 2017 was USD 1,752.5 million against 1,683.6 in 2016.

Trade finance experienced higher demand from the expanding domestic economy. Import and supply chain services registered higher growth in various industry segments. International Division of Dutch-Bangla Bank always strives to enhance and expand foreign correspondence relationship to facilitate International trade business of the Bank. This enabled DBBL to be well positioned to facilitate trade flows through our global network with Relationship Management Applications (RMA) with 521 numbers of reputed foreign banks covering 73 countries across the globe. To facilitate the foreign exchange transactions, Bank maintains 23 nostro accounts in 9 major currencies with internationally reputed banks across the globe. Under Trade Finance Program of Asian Development Bank (ADB) and sufficient credit lines from correspondent banks, DBBL enjoys add confirmation facilities for letter of credits as and when required. In 2017, international division arranged Add Confirmation and Discounting for USD 300.0 million only for the LCs issued by different branches of DBBL.

Bangladesh continues to remain the one of the largest remittance receiving country in the world and DBBL experienced a significant growth in market share of remittances. This has been made possible through our diversified products and service offerings to meet the requirements of the Non Resident Bangladeshi (NRB) spread over the world. Wage remittance is indivisible from banking services and has a significant role in balance of payment. DBBL always focus on inward remittance and also continues effort on further expanding of remittance services through arranging new partnerships and distribution channels to uphold Dutch-Bangla Bank's name at home and abroad. During the year 2017, 50 Exchange Houses all over the world routed USD 770.6 million remittances through Dutch-Bangla Bank with a y-o-y growth of 23.0%. In 2017, it secured second position in receiving remittance of the country.

Off-shore Banking Unit (OBU)

Dutch-Bangla Bank is offering Foreign Currency (FCY) financing facilities at a lower rate of interest to its prime customers through Off-shore Banking Unit. DBBL has two OBU Units located at Chittagong EPZ and Dhaka EPZ. Total advance rose to USD 115.5 million at the end of December, 2017, from USD 98.5 million in the previous year.

Progressive, healthy and safe working environment for staff

A high quality and competent human resource is crucial to continued growth and success of any business entity which can be achieved by improving skill, knowledge and productivity of employees. Accordingly, how human resource is recruited, trained, developed & motivated has far reaching implication on long-term sustainable growth of the Bank. Customers' perception & satisfaction ultimately determines relative or absolute success or failure of an organization. In turn, we need a competent, well-trained, committed & motivated team of human resources with positive & sincere attitude towards customers that can develop, maintain and strengthen trust & confidence in our customers that is crucial for our success.

A talented, committed, skilled and fully motivated team of human resources is the main driving force for providing better, faster and coordinated services to the clients and for performing at the highest level in a fiercely competitive financial market like Bangladesh. Accordingly, the Bank's strategy is to attract, retain and motivate the most talented people and providing them with healthy, safe and progressive working environment and competitive compensation package.

Human Resources policies are designed to long-term career growth - unleashing the hidden potential

The Bank's HR policies are based on trust and relationship. The Bank's policy is to look after people who want to make a long-term career with the Bank because trust and relationship are built over time. Remuneration package may be an important factor to motivate for joining a company, but it is not the only one. The corporate culture at DBBL as grew over last 22 years is such that the members of the staff have ample opportunities to take initiative and responsibilities to unleash their hidden potential to maximize benefits for themselves and for the society. The challenge is to maintain a business like, committed corporate culture that matches DBBL's mission. Achieving results and taking responsibility are important components of the culture we pursue, one in which management and staff work together and are mutually accountable.

DBBL provides challenging but rewarding career where good values, fairness and hard work are highly encouraged.

In case of DBBL, it is excellence of DBBL with good values, fairness, potential for success, scope to develop a broad interesting career etc. which attract people to join and work with DBBL. DBBL always encourages excellence in performance by rewards and recognition.

Healthcare, safety standards and modern working environment

- A thorough medical checkup facility is provided to each employee in every alternate year.
- Medical allowance @ 10% of basic salary is paid to each employee.
- In order to provide highly sophisticated and encouraging working environment, all the DBBL offices including head office and branches are equipped with modern facilities with air-conditioning and generator for power back up.
- All DBBL offices including head office and branches are equipped with fire fighting material and have multiple exit points for emergency exit

Staff welfare schemes in DBBL

A number of well thought out policies are in place for welfare of employees in DBBL those are in addition to competitive compensation package available in the industry:

- DBBL Provident Fund
- DBBL Superannuation Fund,
- DBBL Gratuity Fund
- House Building Loan Scheme,
- Car Lease finance Scheme
- Festival bonus
- Performance bonus and
- Study leave

Career development and training program

DBBL attaches utmost importance to the development of its employees through continuous training so that DBBL executives can have competitive advantage in the market. The training need of individual employees including training need for introducing new products, services and technology is evaluated on a continuous and systematic way. DBBL executives are encouraged to attend high quality training at home and abroad to develop and broaden existing knowledge and skills and to acquire new skills and expertise.

DBBL Library has been equipped with sufficient number of latest professional books and journals.

In order to provide latest knowledge, research and strategy to executives and officers , DBBL library, attached with the training institute, has been equipped with sufficient number of latest books published by internationally reputed writers and publishers on banking, finance, management, economics, ITC, marketing, branding, mobile banking, retail banking, etc . The Library also provides opportunity to the executives / officers for studying international magazines and journals like The Economist, The Banker, Business world and Harvard Business Review.

DBBL training institute organized 23 different training courses and 16 workshops on important banking issues with active participation of 2,470 employees during the year 2017. Trainings carried out by the Bank's own training institute for the year 2017 are outlined below:

Serial No.	Subject	Number of courses	Number of Participants
1.	**Training Courses**		
	Foundation Training Course	9	504
	Credit Risk Management	5	208
	International Trade and Foreign Exchange	2	70
	General Banking Operation	2	115
	Internet Banking/ 2FA/ e-commerce	2	84
	General Banking services in Core Banking Software, Flexcube Universal Banking Solution (FCUBS)	2	84
	Future Leaders: Branch Management	1	60
Sub-total of training		**23**	**1,125**
2.	**Workshop**		
	Prevention of Money Laundering and Combating Terrorist Financing	9	893
	Legal Aspects of Security and Documentation	1	67
	Financing in RMG Industries	1	60
	Capacity Building of the Branch Managers	2	93
	Overall Cash Management	2	164
	Loans Classification and Provisioning: CL-1 to CL-5	1	68
Sub-total of workshop		**16**	**1,345**
Grand Total of training and workshop		**39**	**2,470**

Apart from the above training programs, the Bank also nominated 356 officials to undergo 209 different training programs/courses organized by different organizations like Bangladesh Institute of Bank Management (BIBM), Bangladesh Bank Training Academy (BBTA) and other similar organizations.

In addition, 2 officials were sent abroad for attending overseas training and workshop on 2 different aspects.

The number of DBBL staff increased by 689 in 2017. At the end of 2017, number of staff stood at 6,816 compared to 6,127 at the end of 2016.

CONTRIBUTION TO NATIONAL ECONOMY & NATIONAL EXCHEQUER

Contribution to national economy

Primarily our business strategies are based on goodwill and trust of the customers and other stakeholders. Our Social Cause programs help strengthens this trust. DBBL conducts its activities in responsible way to maximize value for its customers, stakeholders and the economy.

Mobilization and allocation of resources in optimum way-extending loans to important sectors at reasonable interest rate and charges

It is the policy of DBBL to mobilize resources from diversified sources to make it cost effective and sustainable to support business growth. Depositors are offered the best technology driven products & services available in the market to encourage them in savings. While resources are allocated at competitive rates preferably in most productive as well as export-oriented sectors to maximize economic and social development of the country. Resources are also allocated to farmers, people engaged in small business and trade and other individuals to make them self reliant so that they can fulfill their hopes and aspirations and lead a meaningful life and contribute to social progress. Credit-deposit ratio is contained within optimum limits to ensure utilization of resources within tolerable risks.

In 2017 total liability, including capital, deposit, borrowing and others increased from Taka 264,797.4 million to Taka 311,906.8 million. Number of deposit accounts increased from 5.2 million to 6.2 million Loans & advances increased from Taka 173,397.8 million to Taka 207,257.4 million. Within loans, Taka 26,268.3 million was given to SME, Taka 10,699.0 million was given to retail and consumer and Taka 3,547.5 million was given to Agriculture sector.

Commitment to rural area and Supporting SME

DBBL has seven SME/Agriculture branch mainly in rural areas to support SMEs and to bring related low income group under financial intermediation to help them become self reliant and unleash the potential of economic growth in rural area.

In order to reinforce our commitment to rural and marginal people of the country, mobile banking services and agent banking services are offered by DBBL for providing banking services to mainly those people who are living in rural areas of the country and mostly deprived of conventional banking services.

Contribution to the national exchequer

DBBL made significant contribution to the government in boosting its revenue collection. As per the prevailing law of the country, the Bank being a corporate citizen pays tax and VAT on its own income. Besides, the Bank deducts income tax, VAT and excise duty at source from clients, depositors and suppliers, and deposits the same to the national exchequer.

During the year 2017, the Bank contributed Taka 6,043.4 million to national exchequer as against Taka 5,966.5 million in the previous year.

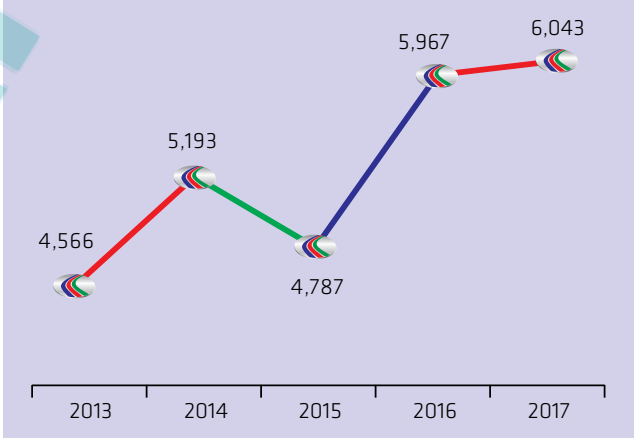

CONTRIBUTION TO NATIONAL EXCHEQUER (TAKA IN MILLION)

Social Cause (Corporate social responsibility) – Supporting the society at large

DBBL being a responsible corporate citizen of the country has been playing a pioneering role in implementing various social and philanthropic programs to help disadvantaged people of the country. Education, healthcare, human resource development, conservation of nature, creation of social awareness, rehabilitation of distress humanities and such other programs to redress human sufferings are some of the important areas where the Bank carries out its social and philanthropic activities.



In order to discharge activities related to Social Cause Programs in an effective way, DBBL established the Dutch-Bangla Bank Foundation (DBBF) in 2001 in which contribution is made by the Bank to carry out highly important social cause programs in the areas of education, healthcare etc. DBBL's contribution to Social cause programs was Taka 860.0 million in 2017 compared to Taka 838.2 million in 2016.

With the aim of illuminating lives of tens of thousands of students with the light of education, DBBL continued its newly expanded and massive scholarship program in 2017 which would provide about 21,000 meritorious but needy students studying in HSC and graduation levels.

Our Full Report on Social Cause Programs is set out on **pages 237 to 301** of this Annual Report.

DBBL is committed to eco-friendly business environment and green banking

In light with Banking Regulations & Policy Department, Bangladesh Bank vide their Circular No. 02 dated February 27, 2011, DBBL has outlined a detail policy guidelines for implementing Green Banking activities under a comprehensive Green Banking Policy in a formal and structured manner in line with global norms so as to protect environmental degradation and ensure sustainable banking practices. DBBL believes that Green Banks or environmentally responsible banks do not only improve their own standards but also affect socially responsible behavior of other businesses.

DBBL, with the support of FMO, has established an international standard Environmental & Social Management System (ESMS) of its own by the technical assistance of a 3rd party consultant viz. F.I. Konsult from Czech Republic. As part of the capacity development program, DBBL has completed, among others, revision of its existing Green Banking policy along with internationally accepted exclusion list and launched Environmental & Social (E&S) Categorization Tool (Environmental Risk Rating) in excel based software as per ERM guidelines of Bangladesh Bank and international best practices.

DBBL complies with environmental standard while financing industrial projects. Projects with likely adverse impact on environment are strongly discouraged by DBBL. We are trying to incorporate sound environmental management process in business operations of projects financed by us that can ensure healthy and sustainable lives for our future generations. DBBL introduced a guideline demanding assessment of environmental and social impacts of the projects to ensure that operations of the projects would be eco-friendly.

DBBL is sponsoring social awareness programs for protecting the environment.

Environmental degradation and depletion of natural resources are matters of great concern in Bangladesh like anywhere in the world. Environmental degradation is taking place due to poverty, over population and lack of awareness about the environment. It is manifested by deforestation, destruction of wetlands, depletion of soil nutrients etc. Natural calamities like floods, cyclones and tidal bores also result in severe socio-economic and environmental damage. DBBL has been continuously creating social awareness to protect the environment that is essential for present and future generations. With that end in view, DBBL is regularly advertising in print and electronic media to develop an eco-friendly society for sustainable and healthy human life.

Our Report on Green Banking Activities is set out on **pages 229 to 235** of this Annual Report.

REVIEW OF FINANCIAL RESULTS AND FINANCIAL POSITION OF THE BANK

Summary

Operating profit increased substantially:

The operating profit of the Bank during the year 2017 has increased due to effective and timely strategy taken by management and policy maker. The contribution of operating profit increased mainly for proper management of deposit mix, diversification of loan portfolio, increase of loan at 19.5% decrease of NPL and recovery of written off loan, utilization of surplus fund & effective management of treasury operation.

The deposit of the Bank increased by 12.8% from Taka 207,234.0 million in 2016 to Taka 233,796.4 million in 2017, loans and advances increased by a higher rate of 19.5% from Taka 173,397.8 million to Taka 207,257.4 million in 2017 while export business of the Bank increased by 9.4% and import business increased by 12.5%. Operating profit increased by 2.9% from Taka 5,521.8 million to Taka 5,683.5 million in 2017 and net profit after tax increased from Taka 1,775.2 million to Taka 2,455.2 million in 2017 showing a growth of 38.3%. Positive growth in net interest income (+15.3%) and non-interest income (+28.2%) resulted in only 16.2% growth in revenue income. Actual expenses growth is attributable to expansion of branch, Fast Track & ATM network; mobile & agent banking operation, operation of robust IT platform & online banking, strategic promotional activities and improved customer services provided through multiple delivery channels to millions of customers. However, despite of higher expenses growth (due to mainly mobile/ agent banking marketing & network expansion) than revenue growth, operating profit increased by 2.9%. Net profit after tax increased (38.3%) mainly due to lower loan loss provisioning and recovery of written-off loan in 2017. Return on equity was 13.2% in 2017 compared to 10.2% in 2016. Return on assets was 0.9% in 2017 as compared to 0.7% in 2016.

Higher investments in IT platform, operation of online banking, expansion of delivery channels like branch network, Fast Track and ATM network, mobile banking services, card services as well as human resources and better services to increasingly higher client base resulted positive profit growth (38.3%) in 2017. However, these investments will increase resource capacity, increase distribution network, improve efficiency in operations, augment resource flow to expand customer base and ensure much better and faster customer services. As a result, in the long term, it will bring substantial and sustainable business and financial benefits for the Bank.

Net interest income

During the year 2017, the net interest income of the Bank rose by Taka 1,525.8 million or 15.3% to Taka 11,489.4 million from Taka 9,963.5 million of the previous year. Net interest income increased mainly due to higher volume of loans and advances in 2017 which rose by 19.5%. Yield on loans and advances declined by 1.1% to 8.3% in 2017 from 9.4% in 2016 mainly due to sustained lower interest rate on loans advances prevailing in the market with huge liquidity surplus. However, Cost of fund decreased by only 0.4% to 6.9% in 2017 from 7.3% in 2016. That means lower yield could not be fully passed on deposits, which is the main reason for lower growth in net interest income. The share of net interest income to the total income of the Bank marginally decreased to 62.1% in 2017 compared to 62.5% of the previous year.

Investment income

During the year 2017, the investment income of the Bank decreased by Taka 44.7 million (2.2%) to Taka 2,026.9 million from Taka 2,071.6 million of the previous year. Investment income marginally decreased mainly due to 17.6% decrease in investments portfolio in 2017 compare to 2016.

Non-interest income

The non-interest income consists of the commission, exchange and other operating income of the Bank. Total non-interest income of DBBL increased by Taka 1,098.4 million (+28.2%) in 2017 over the previous year. Commission and exchange income increased by Taka 372.6 million (+24.1%) during the year 2017 mainly due to higher volume of import and export business as well as higher remittance inflow during 2017. While other operating income grew by Taka 725.8 million (+30.9%) from Taka 2,350.6 million in 2016 to Taka 3,076.4 million in 2017. Other operating income increased due to growing value added services provided through multiple delivery channels powered by state-of- the-art IT network of the Bank including branch Fast Track and ATM network.

Total operating expenses

Total operating expenses of the Bank during the year 2017 grew by Taka 2,417.9 million or 23.2%. Higher operating expenses were necessary to support the long term growth strategy and overall business operations and customer services of the Bank during the year 2017. Increased expenses were required to support capacity building and expansion of distribution network and multiple delivery channels. Ten new branches were opened in 2017 and 72 new Fast Tracks and 136 ATM units were installed in 2017, while mobile & agent banking services were spread to all over the country. Installing new software, maintenance and up gradation of IT network including ATM and Fast Track, expansion of Mobile & Agent Banking Operations and increasing of branch network for supporting expanded business operations and customer services are attributable to higher operating expenses.

Provision for loans & advances and off-balance sheet exposures

Total provision for loans & advances and off-balance sheet exposures increased by Taka 776.8 million during the year 2017. The specific provision against loans increased by Taka 330.6 million during the year because of few accounts becoming NPLs at the end of 2017. The general provision for unclassified loans increased by Taka 341.6 million in consistent with growing loan portfolio. The general provision for off-balance sheet exposures increased by Taka 104.5 million because of higher growth in outstanding off-balance sheet exposures in the banking book at the end of 2017.

Summary of operating results

The summary of operating results for the years 2017 and 2016 with the variance is given below:

In million Taka

Particulars	Amount		Variance (%)
	2017	2016	
Interest income	16,529.2	15,365.6	7.6%
Interest expenses	5,039.9	5,402.0	-6.7%
Net interest income	11,489.4	9,963.5	15.3%
Investment income	2,026.9	2,071.6	-2.2%
Non-interest income	4,994.3	3,895.8	28.2%
Total operating income	**18,510.6**	**15,931.0**	**16.2%**
Total operating expenses	12,827.1	10,409.2	23.2%
Profit before provision	5,683.5	**5,521.8**	2.9%
Provision for loans and advances (including off-balance sheet exposures)	10.2	2,267.8	-99.5%
Other provisions	380.0	20.0	1,800.0%
Profit before taxes	5,293.3	3,234.0	63.7%
Provision for taxation (current and deferred)	2,838.0	1,458.9	94.5%
Net profit after taxation	**2,455.2**	**1,775.2**	**38.3%**

COMPOSITION OF REVENUE AND EXPENSE 2017

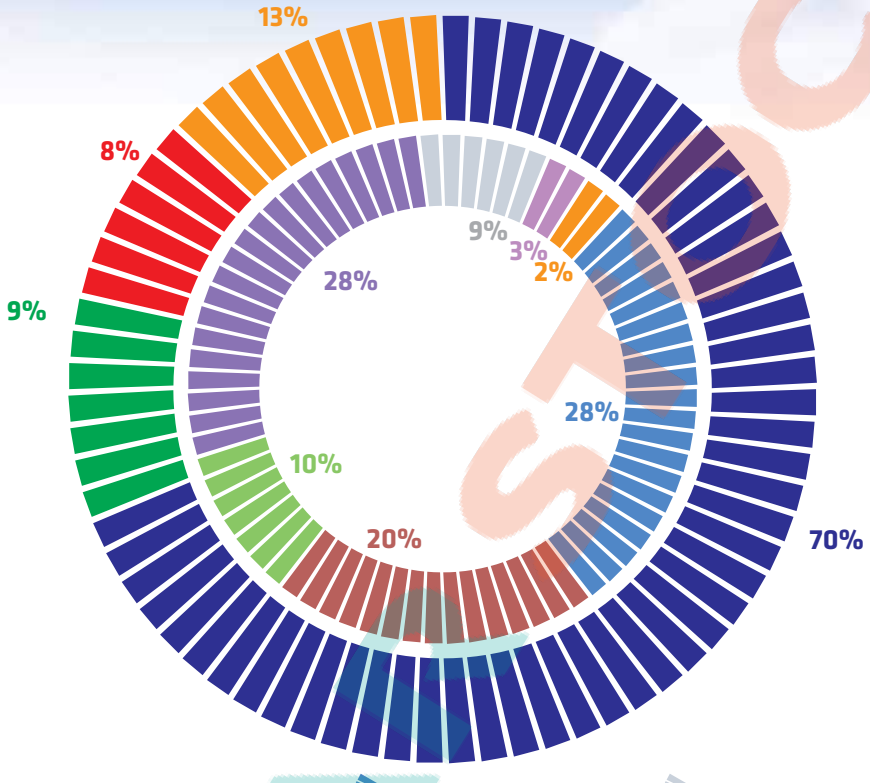

- Interest income
- Investment income
- Commission, exchange and brokerage
- Other operationg income
- Interst expenses
- Salary and allowance
- Depreciation and repair of Bank's assets
- Other expenses
- Rent and insurance
- Stationery, printing and advertisement
- Postage, stamp, telecommunications

Profit before taxes

During the year 2017, profit before taxes of the Bank increased by Taka 2,059.3 million or 63.7% to Taka 5,293.3 million from Taka 3,234.0 million of previous year. This growth was mainly attributed due to reduction of cost of deposit and increase of interest & non-interest income in 2017.

Provision for taxation

As per Income Tax Ordinance, 1984, an amount of Taka 3,077.0 has been charged as provision for current tax for the year 2017 compared to Taka 2,149.7 million of 2016. However, Taka (-) 239.0 million has been (credited) as deferred tax income for the year 2017 as compared to Taka (-) 690.9 million (credited) in 2016 as per provision of Bangladesh Accounting Standard (BAS) - 12. The effective tax rate decreased to 58.1% from 66.5% of 2016 against nominal rate of 40.0%. The effective tax rate is higher than nominal tax rate mainly due to adding back of specific loan loss provisions which is not tax-deductible, inadmissible expenses & perquisites as per Income Tax Law.

Net profit after taxation

The net profit after taxation increased by Taka 680.1 million (38.3%) to Taka 2,455.2 million from Taka 1,775.2 million of the preceding year. The increased after tax profit is attributed to higher operating profit and lower specific loan loss provisions. However, this profit after tax contributed to high Tier 1 capital as well as total capital adequacy ratio of the Bank under Basel-III strengthening the capital base and widening business opportunities for the Bank.

Significant profitability ratio

The key profitability performance indicators for the years 2017 and 2016 are furnished below:

Particulars	Year		Variance (%)
	2017	2016	
Net interest margin	69.5%	64.8%	4.7%
Non-interest income to total income	21.2%	18.3%	2.9%
Cost - income ratio	69.3%	65.3%	4.0%
Profit after tax to total income	10.4%	8.3%	2.1%
Return on average assets (ROA)	0.9%	0.7%	0.2%
Return on average equity (ROE)	13.2%	10.3%	2.9%



REVIEW OF BALANCE SHEET

Total assets

Total assets of the Bank as at 31 December 2017 stood at Taka 311,906.8 million compared to Taka 264,797.4 million of 2016 registering a growth by Taka 47,109.4 million or 17.8%. Loans and advances is the largest component of assets followed by investments.

Summary of assets

The composition of assets vis-à-vis the assets mix and growth are furnished below:

In million Taka

Particulars	Year		Growth (%)	Mix (%)	
	2017	2016		2017	2016
Cash in hand (including foreign currencies)	11,213.6	11,052.0	1.5%	3.6%	4.2%
Balance with Bangladesh Bank and its agent bank (including foreign currencies)	19,668.1	17,660.7	11.4%	6.3%	6.7%
Balance with other banks and financial institutions	25,096.1	11,592.2	116.5%	8.0%	4.4%
Money at call and short notice	-	116.0	-100.0%	0.0%	0.0%
Investments	26,197.9	31,778.5	-17.6%	8.4%	12.0%
Loans and advances	207,257.4	173,397.8	19.5%	66.4%	65.5%
Fixed assets	5,433.1	4,871.9	11.5%	1.7%	1.8%
Other assets	17,040.6	14,328.3	18.9%	5.5%	5.4%
Total	**311,906.8**	**264,797.4**	**17.8%**	**100.0%**	**100.0%**

COMPOSITION OF ASSETS (%)

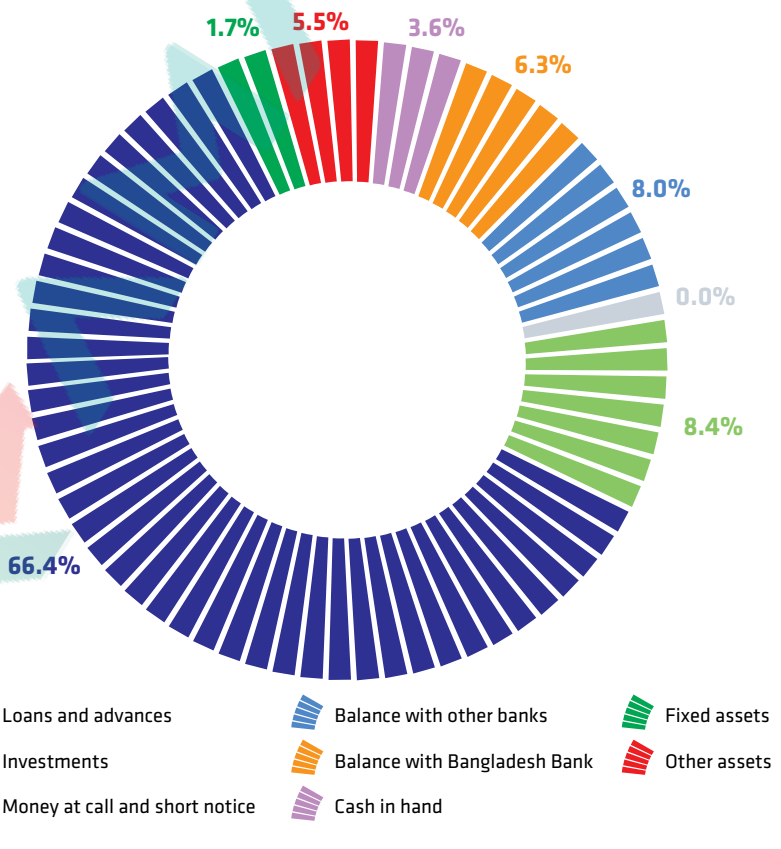

Cash in hand and balances with Bangladesh Bank and its agent bank(s) including foreign currency

As at 31 December 2017, cash in hand and balances with Bangladesh Bank and its agent banks (including foreign currencies) stood at Taka 30,881.7 million as against Taka 28,712.7 million of 2016 registering a growth by Taka 2,169.0 million or (+7.6%). The adequate cash was required to provide uninterrupted cash services to our growing customers through multiple delivery channels. Online transaction facilities with 175 branches, 4,467 units of ATMs, and growing number of account holders, both in core banking and mobile banking operations, required adequate cash balance in our branches, Fast Tracks and ATMs. Growth in deposits required higher balance with Bangladesh Bank to maintain the CRR minimum @ 6.5% or above.

Balance with other banks and financial institutions

A portion of the excess fund, if any, after meeting the requirement to finance loan portfolio, is placed with banks and financial institutions as term deposits for optimizing profit of the Bank. Apart from that, the Treasury Division of the Bank (TFO) has to maintain some special notice deposit (SND) accounts and current deposit (CD) accounts with other banks and financial institutions in and outside the country for smooth functioning of treasury operations and trade finance. The balance outstanding with other banks and financial institutions increased to Taka 25,096.1 million at the end of 2017 from Taka 11,592.2 million at the end of 2016.

Money at call and short notice

The balance of money at call and short notice of Taka 116.0 million has withdrawn to fulfill the main operation business requirement. Balance at money at call and short notice at the year end was nil.

Investments

The Bank's investments at year end 2017 was Taka 26,197.9 million against Taka 31,778.5 million of 2016. The investments mainly included Government securities for Taka 25,900.7 million (98.9% of total investments) maintained to cover SLR requirement and intake of mandatory devolvement of treasury bonds/treasury bills by Bangladesh Bank. In addition, investments were planned in a way to provide sufficient liquidity and flexibility in treasury operations and to boost the income from investments as well as total profitability of the Bank.

↑ 17.8%

Total assets increased by 17.5% compared to previous year.

↑ 1.5%

Cash in hand (including foreign currencies) increased by 1.5% compared to previous year.

↑ 11.4%

Balance with Bangladesh Bank and its agent bank (including foreign currencies) decreased by 11.4% compared to previous year.

↑ 116.5%

Balance with other banks and financial institutions assets increased by 116.5% compared to previous year.

↓ 100%

Money at call and short notice assets decreased by 100% compared to previous year.

↓ 17.6%

Investments decreased by 17.6% compared to previous year.

↑ 19.5%

Loans and advances increased by 19.5% compared to previous year.

↑ 11.5%

Fixed assets increased by 11.5% compared to previous year.

↑ 18.9%

Other assets decreased by 18.9% compared to previous year.

Treasury team of the Bank was very much watchful and active to manage market risk & uncertainty and to ensure maximum return from investments in security, bonds, term deposits and overnight lending, in a market that was characterized by increasing liquidity surplus and falling yield throughout the year 2017 with record foreign exchange reserve reaching USD 33.4 billion as at 31 December 2017 (USD 32.1 billion as at 31 December, 2016). However, at the end of the year Taka was slightly weaker than USD as compared to exchange rate at the beginning of the year. The Bank was able to maintain adequate cash reserve requirement (CRR) and statutory liquidity ratio (SLR) successfully throughout the year 2017.

Loans and advances

Loans and advances of the Bank stood at Taka 207,257.4 million at the end of 2017, with a growth of 19.5% over Taka 173,397.8 million at the end of 2016 which given the interest income with 8.0% growth.

The Bank continued to diversify its portfolio in 2017 to have a diversified client base and portfolio distributed across the sectors to reduce client specific and industry specific concentration and to reduce overall portfolio risk. At the end of 2017, DBBL's total retail loan portfolio was Taka 10,699.0 million (5.2% of total loan portfolio) compared to Taka 3,913.3 million at the end of 2016. At the end of 2017, DBBL's total SME loan portfolio stood at Taka 26,268.3 million (12.7% of total loan portfolio) compared to Taka 23,720.5 million of 2016.

Slower business condition throughout the year put downward pressure on recovery of regular and classified loans. Classified loans of the Bank as a percentage of total loan portfolios decreased to 4.7% at the end of 2017 compared to 5.2% at the end of 2016. However, interest was suspended & transferred to non-accrual account and provision as per regulatory requirement was made against all classified loans and advances. Two high powered Recovery Teams headed by two Deputy Managing Directors have also been making intensified efforts for recovery & regularization of probable and already classified loans and advances.

Summary of loans and advances with the risk status

The summary of loans and advances with the risk status is given below:

In million Taka

Particulars	Position as of 31 December		Variance (%)
	2017	2016	
Total loans and advances	207,257.4	173,397.8	19.5%
Less: Total provision for loans and advances	7,167.9	6,495.6	10.3%
Less: Total balance in interest suspense account	2,582.8	2,148.4	20.2%
Net loans and advances	**197,506.7**	**164,753.7**	**19.9%**
Classified loans			
Substandard	152.3	353.0	-56.9%
Doubtful	141.4	340.0	-58.4%
Bad / loss	9,350.9	8,306.1	12.6%
Total classified loans and advances	**9,644.5**	**8,999.0**	**7.2%**
Net classified loans	**(106.2)**	**355.0**	**-129.9%**
Particulars	**2017**	**2016**	**Deviation**
Classified loans as % of total loans			
Substandard	0.1%	0.2%	-0.1%
Doubtful	0.1%	0.2%	-0.1%
Bad / Loss	4.5%	4.8%	-0.3%
Total	**4.7%**	**5.2%**	**-0.5%**
Net classified loans as a % of net loans	**-0.05%**	**0.2%**	**-0.25%**

Total liabilities

The Bank's outside liabilities (except shareholders' equity) as at 31 December 2017 increased to Taka 292,424.6 million compared to Taka 247,124.7 million at the end of 2016 showing a growth of 18.3%

Deposit, the biggest component of liabilities stood at 80.0% of total liabilities as at 31 December 2017 compared to 83.9% of the preceding year-end.

Summary of liabilities (except shareholders' equity)

The summary of liabilities along the growth is furnished below:

In million Taka

Particulars	Position as of 31 December		Variance (%)
	2017	2016	
Borrowing from other banks, financial institutions and agents	25,134.8	15,346.9	63.8%
Deposits			
Current and other deposits including bills payable	54,984.4	46,875.4	17.3%
Savings deposits	110,348.1	95,377.3	15.7%
Term deposits	68,463.9	64,981.3	5.4%
Total deposits	233,796.4	207,234.0	12.8%
Other liabilities	25,780.6	20,843.7	23.7%
Subordinated debt	7,712.8	3,700.1	108.4%
Total liabilities	292,424.6	247,124.7	18.3%

Deposits

The deposits grew by Taka 26,562.4 million in 2017 from Taka 207,234.0 million to Taka 233,796.4 million showing a growth of 12.8%. The growth was supported by expansion of distribution network; by opening 10 new branches, 136 new ATM units and 72 Fast Tracks at different rural and urban locations throughout the country. DBBL's deposit mix further improved in 2017. Online banking with expanded ATM network and tailor made products and customer services helped increase confidence of customers in DBBL. As a result, number of savings and current accounts as well as amount of deposits increased substantially in 2017. The share of cost free or low cost deposits increased to 80.7% of total deposits in 2017 (78.1% in 2016). As a result, weighted average cost of fund including operating cost decreased to 6.9% in 2017 from 7.3% in 2016.

The savings deposits of the Bank increased by Taka 14,970.7 million to Taka 110,348.1 million from Taka 95,377.3 million of the preceding year showing a growth of 15.7%. The share of high cost fixed deposits decreased to 19.3% of total deposits in 2017 from 21.9% of the preceding year with the absolute amount of fixed deposits deccreased by Taka 398.5 million.

Deposit growth and mix

The growth and deposit mix at the end of 2017 and 2016 are furnished below:

In million Taka

Particulars	Outstanding amount		Growth (%)	Deposit Mix (%)	
	2017	2016		2017	2016
Current and other accounts	55,111.3	47,012.2	17.2%	23.6%	22.7%
Savings deposits	110,348.1	95,377.3	15.7%	47.1%	46.0%
Special notice deposits (SND)	23,288.3	19,397.3	20.1%	10.0%	9.4%
Fixed deposit receipt (FDR) accounts	45,048.7	45,447.2	-0.9%	19.3%	21.9%
Total	**233,796.4**	**207,234.0**	**12.8%**	**100.0%**	**100.0%**

DEPOSIT MIX 2017 (%)

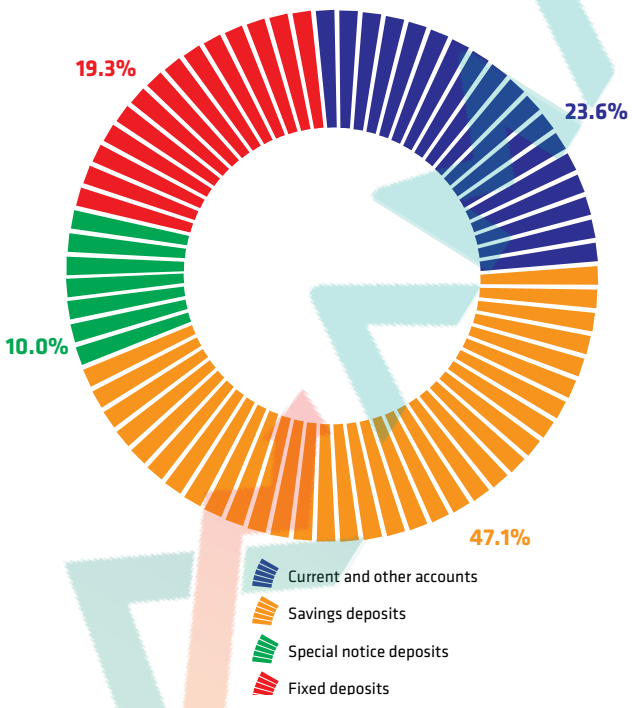

DEPOSIT MIX 2016 (%)

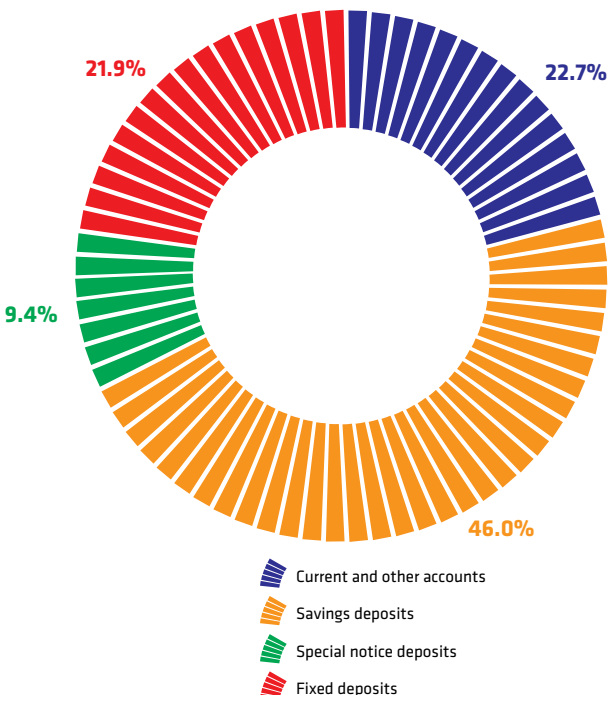

Borrowing from other banks, financial institutions and agents

Borrowing from other banks, financial institutions and agents including overnight borrowing stood at Taka 25,134.8 million at the end of 2017 compared to Taka 15,346.9 million at the end of 2016. There was no overnight borrowing from call market at the end of the year.

The Bank's borrowing includes borrowing against refinance from Bangladesh Bank for financing under (i) housing scheme, (ii) refinance for export financing under Export Development Fund (EDF), (iii) Small & Medium Enterprise financing and (iv)financing to the power sector under Investment Promotion and Financing Facility (IPFF). Besides, the Bank has been availing credit line facilities from the Rupantarita Prakritik Gas Company Limited (RPGCL) for financing CNG buses/ chassis under Dhaka Clean Fuel project and credit lines from Netherlands Development Finance Company (FMO), The Netherlands.

Subordinated debt

The total amount of subordinated loan stood at Taka 7,712.8 million at the end of 2017 against Taka 3,700.1 million at the end of 2016. Subordinated loans have been arranged from FMO and DEG mainly for strengthening the Tier 2 capital of the Bank. Subordinated loans are eligible as Tier 2 capital of the Bank subject to the regulatory conditions.

Shareholders' equity

Regulatory requirement stipulates that the Bank should have 11.25% capital to risk-weighted asset ratio (CRAR) as per Basel-III or Taka 4,000.0 million whichever is higher. As at 31 December 2017, DBBL's shareholders' equity increased to Taka 19,482.2 million from Taka 17,672.7 million of 2016 registering an increase by Taka 1,809.5 million (10.2%). The increase mainly resulted from Taka 2,455.2 million after tax profit. As per Bangladesh Bank regulation, paid up share capital and statutory reserve should be at least Taka 4,000.0 million of which paid up share capital should be minimum Taka 2,000.0 million. Against this, the paid up share capital of the Bank stood at Taka 2,000.0 million at the end of 2017. The statutory reserve increased to Taka 9,193.0 million at the end of 2017 from Taka 8,134.4 million of 2016. The paid up share capital and the statutory reserve together stood at Taka 11,193.0 million as at 31 December 2017.

The summary of shareholders' equity is furnished below:

In million Taka

Particulars	Position as of 31 December		Variance (%)
	2017	2016	
Shareholders' equity			
Paid up share capital	2,000.0	2,000.0	0.0%
Statutory reserve	9,193.0	8,134.4	13.0%
Other reserves and share premium	2,442.3	2,288.1	6.7%
Retained earning	5,846.8	5,250.2	11.4%
Total shareholders' equity	**19,482.2**	**17,672.7**	**10.2%**

Capital management plan and capital to risk-weighted asset ratio

As per Bangladesh Bank guidelines for determining minimum capital requirement (MCR) and the capital to risk-weighted asset ratio (CRAR) for banks, Basel III guidelines has been in force with effect from 1 January 2015.

Under Basel III guideline, the capital to risk-weighted asset ratio (CRAR) at the end of 2017 stood at 14.5% compared to 13.1% of the previous year against regulatory requirement of minimum 11.25%. Tier 1 capital increased to Taka 16,593.3 million being 9.2% of total of risk weighted assets (RWA). Supplementary capital (Tier 2 capital) stood at Taka 9,513.4 million being 5.3% of RWA. The details of risk weighted assets, minimum capital requirement and the capital to risk-weighted asset ratio (CRAR) are given below:

In million Taka

Particulars	As of 31 December		Variance (%)
	2017	2016	
Total risk weighted assets	180,130.6	162,165.3	11.1%
Tier 1 capital	16,593.3	14,867.0	11.6%
Tier 2 capital	9,513.4	6,311.8	50.7%
Total capital	**26,106.7**	**21,178.8**	**23.3%**
			Deviation
Minimum capital requirement	11.25%	10.625%	0.625%
Tier 1 capital to risk-weighted asset ratio	9.2%	9.2%	0.0%
Tier 2 capital to risk-weighted asset ratio	5.3%	3.9%	1.4%
Total capital to risk-weighted asset ratio	**14.5%**	**13.1%**	**1.4%**

REVIEW OF OFF - BALANCE SHEET EXPOSURES AS AT 31 DECEMBER 2017

Total outstanding amount of off-balance sheet exposures of the Bank stood at Taka 70,501.5 million at the end of 2017 from Taka 60,051.7 million of 2016.

The summary of off-balance sheet exposures is furnished below:

In million Taka

Particulars	2017	2016	Growth (%)
Acceptances and endorsements	-	-	-
Letters of guarantee	5,724.3	5,203.5	10.0%
Irrevocable letters of credit	23,961.6	22,172.3	8.1%
Bills for collection	38,563.9	29,178.3	32.2%
Other contingent liabilities	2,251.7	3,497.6	-35.6%
Total	**70,501.5**	**60,051.7**	**17.4%**

Import-Export business

During the year under review, import business of DBBL stood at Taka 151,979.3 million against Taka 135,113.4 million registering a growth of 12.5% while export business stood at Taka 144,931.8 million against Taka 132,505.5 million registering a growth of 9.4%.

The summary of Import and Export business for the years 2017 and 2016 is given below:

In million Taka

Particulars	2017	2016	Growth (%)
Import	151,979.3	135,113.4	12.5%
Export	144,931.8	132,505.5	9.4%
Total	**296,911.1**	**267,618.9**	**10.9%**

Key financial information and ratios for last five years

Key financial information and ratios for last five years are set out on **page 26** of this Annual Report.

Future outlook for Banking Industry

Macroeconomic scenario

As onset of a much awaited strong pickup in domestic investment, Bangladesh Bank has taken contractionary monetary policy stance with a view to check liquidity crises upon reducing money supply to market in expanding interest rate situation of the market to keep the economy and banking sector healthy & inflation within existing level for inclusive and sustainable growth.

Business and financial plan 2018

Within the context of above noted macroeconomic scenario, picking-up business confidence investment and interest rate in the market resulting from squeezed liquidity condition, DBBL has formulated its business and financial plan for 2018.

Strategic goals of business & financial plan 2018

- Be cautiously optimistic about business prospect in 2018 considering present tight liquidity of the industry;
- Strengthening risk management to protect against any unusual risk arising from uncertainty in local market and international economic and financial crises;
- Expanding funded and non-funded business growth while ensuring quality of portfolio and limiting risk; In this respect , the organizational structure of the bank has been changed mainly strengthening and focusing on streamlining business operations and expansions by centralizing credit operations , marketing and decision making.
- Containing cost of fund by opening new savings deposit accounts, introducing value added retail deposit products & services and increasing the amount and percentage of low cost deposits;
- Rationalizing operating cost to optimize operational efficiency and effectiveness, enhancing productivity of resources.
- Running adequate liquidity to ensure smooth transactions including that of ATMs, mobile banking transactions and to protect the bank from exposure to excessive interest rate or liquidity crises;

Key targets in 2018

Keeping in view the above goals, in the business plan and budget for 2018, deposits are projected to grow by 28.3% to Taka 300,000.0 million and loans are projected to increase by 15.8% to Taka 240,000.0 million. Import and export businesses are expected to grow by 18.6% and 16.7% to Taka 180,200.0 million and Taka 169,700.0 million respectively. With improved deposit mix, better quality of assets, growing funded and non-funded business particularly those related to corporate business and value added online services, and increased productivity of resources, healthy growth in operating profit and after tax profit is expected in 2018.

Strategies to achieve the business & financial goals in 2018

The above growth will be supported by expansion of branches & ATM network and further up-gradation of IT and online banking system to provide better and faster services to customers. Mobile and Agent banking operation will be expanded further. Organizational structure and business process will be further streamlined to improve efficiency & productivity, rationalize cost and enhance customer satisfaction. Human resources will be further strengthened through motivations and incentives to improve operational efficiency, productivity and performance. A number of new products and services particularly in mobile banking and agent banking, SME and retail segments will be introduced to provide wider choice and convenience to the customers.

Appropriation of profit

The financial results and appropriation of profit for the year 2017 and 2016 are given below:

In million Taka

Particulars	2017	2016
Net profit after tax	2,455.2	1,775.2
Appropriations		
Transfer to statutory reserve fund	1,058.7	646.8
Retained surplus to retained earnings	**1,396.6**	**1,128.3**

The Bank earned a net profit after tax of Taka 2,455.2 million in 2017 that was 38.3% higher than Taka 1,775.2 million in 2016.

Dividend policy for sustainable growth and maximize shareholder value

DBBL's dividend policy is designed in a way to ensure sustainable growth of the Bank with strong capital to risk-weighted ratio, which must maximize value for shareholders. DBBL paid 30% cash dividend in 2016. The proposed cash dividend for 2017 is 30%.

Election of the Directors

In terms of Article 113 of the Articles of Association of the Company, at every Ordinary General Meeting, one-third of the Directors for the time being or if their number is not three or multiple of three, then the number nearest to one-third shall retire from the office. Accordingly, as per Article 114, Mr. Abedur Rashid Khan and Mr. Md. Fakhrul Islam will retire from the office of Directors. They are eligible for re-election/re-appointment. They offered themselves for re-election.

Meetings of the Directors

14 Meetings of the Board of Directors, 49 Meetings of the Executive Committee, 14 Meetings of the Audit Committee and 07 Meetings of the Risk Management Committee of the Board were held during the year under review.

Appointment of Auditors

Our existing Auditors M/s. A. Qasem & Co., Chartered Accountants has completed audit for the year ended 2017 as second year of their audit and as per Bangladesh Bank's BRPD Circular Letter No. 12 dated 11 July 2001 and order of Bangladesh Securities and Exchange Commission dated 08 July 2015, they are eligible for re-appointment for 2018. They will be appointed and their remuneration will be fixed for the year 2018 by the Honorable Shareholders in this Annual General Meeting.

Gratitude

The members of the Board of Directors of DBBL would like to express their gratitude to all shareholders, valued clients, patrons, all employees and well-wishers for their continued support and cooperation, without which the Bank would not be able to achieve its present amazing position. We are also indebted to the Government of Bangladesh, Bangladesh Bank, Bangladesh Securities and Exchange Commission, Office of the Registrar of Joint Stock Companies & Firms, Dhaka Stock Exchange and Chittagong Stock Exchange for their continued support and cooperation.

We look forward for your continuous support and best wishes for meeting the future challenges awaiting us in the fiercely competitive financial market and satisfying ever increasing expectation of our customers, patrons and well wishers.

With best regards

On behalf of the Board of Directors

Sayem Ahmed
Chairman

FINANCIAL STOCK

directors' responsibility for internal control and financial reporting

The Board of Directors of DBBL is responsible to cause preparation and true & fair presentation of the annual financial statements of 2017 and other financial information and reports contained in this annual report by the management. The accompanying financial statements have been prepared in accordance with Bangladesh Accounting Standards as adopted by Institute of Chartered Accountants of Bangladesh and Companies Act 1994, Banking Companies Act 1991 and Securities and Exchange Rules 1987 with all updated amendments as considered relevant and appropriate under the circumstances. In cases where amounts are stated based on estimate those are based on informed judgment and estimate made by the management and agreed by Board of Directors. The financial information and data provided in this annual report is fully consistent with financial statements.

The Board is responsible for ensuring Adequate Internal Control

The Board of Directors is responsible for ensuring adequate internal control on financial transactions and reporting. In order to ensure effective risk management, the Board also ensures that adequate internal control system is in place and it is consistently complied with to provide reasonable assurance that financial records are reliable for preparation of financial statements, that quality of financial reporting is maintained, that assets of the bank are safeguarded against unauthorized use or disposition and that accountability for assets and business transactions are maintained. The Board monitors and updates internal control procedure on a continuous basis.

Internal control, accounting policies and financial reporting under direct supervision of Audit Committee of the Board that is fully comprised of non-executive members of the Board and independent of executive management

DBBL's internal control, accounting policies and financial reporting are under direct supervision of the Audit Committee of the Board that in turn report to the Board of Directors for general oversight and supervision. Audit Committee of the Board is fully independent of executive management. The Committee regularly reviews reports prepared by Internal Control & Compliance Division (IC&CD) covering all the business operations of the Bank with particular focus on core risks.

Effective Internal Audit Department with Direct Access and Reporting to Audit Committee of the Board

Inter Control & Compliance Division (IC&CD) of the Bank work under close coordination with Audit Committee of the Board for ensuring better internal control, effective operational procedure and reliable financial reporting. IC&CD undertakes details audit of the activities of branches and head office on a regular basis. Its reports are presented directly to Audit Committee of the Board. IC&CD has also direct access to the Audit Committee of the Board to discuss any matter related to their audit, to risk-weighted of internal control procedure and compliance as well as overall risk management of the Bank.

External Auditors has full access to the Audit Committee of the Board for ensuring effectiveness of internal control procedure and reliability of financial reporting

A. Qasem & Co., Chartered Accountants is external auditors of the Bank for auditing annual financial statements. The A. Qasem & Co. keeps an understanding of DBBL's internal control system for preparation of financial statements and financial reporting and undertakes such auditing tests and other auditing procedures as may be considered appropriate under the circumstances to express its independent opinion on the financial statements that follow. The auditors A. Qasem has full access to the Audit Committee to discuss any matter related to its audit to ensure reliability of financial reporting and effectiveness of internal control procedure.

The Board understands that despite taking all cares, any internal control system may have limitations in its effectiveness. However, the Board believes that effective control was maintained over preparation of financial statements for the year ended December 31, 2017.

With best regards

On behalf of the Board of the Directors



Sayem Ahmed
Chairman



Any time
Anywhere

auditors' report

AMP STOCK


AMAR STOCK



AUDITORS' REPORT TO THE SHAREHOLDERS OF DUTCH-BANGLA BANK LIMITED

We have audited the accompanying financial statements of Dutch-Bangla Bank Limited (the "Bank"), which comprise the balance sheet as at 31 December 2017 and the profit and loss account, statements of changes in equity and cash flow statements for the year then ended, and a summary of significant accounting policies and other explanatory information.

Management's Responsibility for the Financial Statements and Internal Controls

Management is responsible for the preparation of financial statements of the Bank that give a true and fair view in accordance with Bangladesh Financial Reporting Standards (BFRSs) as explained in note 2 and for such internal control as management determines is necessary to enable the preparation of financial statements of the Bank that are free from material misstatement, whether due to fraud or error. The Banking Companies Act, 1991 (as amended) and the Bangladesh Bank Regulations require the Management to ensure effective internal audit, internal control and risk management functions of the Bank. The Management is also required to make a self-assessment on the effectiveness of antifraud internal controls and report to Bangladesh Bank on instances of fraud and forgeries.

Auditors' Responsibility

Our responsibility is to express an opinion on these financial statements based on our audit. We conducted our audit in accordance with Bangladesh Standards on Auditing (BSA). Those standards require that we comply with ethical requirements and plan and perform the audit to obtain reasonable assurance about whether the financial statements of the Bank are free from material misstatement.

An audit involves performing procedures to obtain audit evidence about the amounts and disclosures in the financial statements of the Bank. The procedures selected depend on the auditor's judgment, including the assessment of the risks of material misstatement of the financial statements of the Bank, whether due to fraud or error. In making those risk assessments, the auditor considers internal control relevant to the entity's preparation of financial statements of the Bank that give a true and fair view in order to design audit procedures that are appropriate in the circumstances. An audit also includes evaluating the appropriateness of accounting policies used and the reasonableness of accounting estimates made by management, as well as evaluating the overall presentation of the financial statements of the Bank.

We believe that the audit evidence we have obtained is sufficient and appropriate to provide a basis for our audit opinion.

Opinion

In our opinion, the financial statements of the Bank give a true and fair view of the financial position of the Bank as at 31 December 2017 and of its financial performance and cash flows for the year then ended in accordance with Bangladesh Financial Reporting Standards (BFRSs) as explained in note 2.

Report on Other Legal and Regulatory Requirements

In accordance with the Companies Act 1994, Securities and Exchange Rules 1987, the Banking Companies Act, 1991 (as amended) and the rules and regulations issued by Bangladesh Bank, we also report the following:

(a) we have obtained all the information and explanation which to the best of our knowledge and belief were necessary for the purpose of our audit and made due verification thereof;

(b) to the extent noted during the course of our audit work performed on the basis stated under the

Auditor's Responsibility section in forming the above opinion on the financial statements of the Bank and considering the reports of the Management to Bangladesh Bank on anti-fraud internal controls and instances of fraud and forgeries as stated under the Management's Responsibility for the Financial Statements and Internal Control:

i) internal audit, internal control and risk management arrangements of the Bank, as disclosed in the notes to the financial statements appeared to be materially adequate;

ii) nothing has come to our attention regarding material instances of forgery or irregularity or administrative error and exception or anything detrimental committed by employees of the Bank and its related entities;

(c) in our opinion, proper books of account as required by law have been kept by the Bank so far as it appeared from our examination of those books;

(d) the balance sheet and profit and loss account of the Bank dealt with by the report are in agreement with the books of account and return;

(e) the expenditure incurred and payments made were for the purposes of the Bank's business;

(f) the financial statements of the Bank have been drawn up in conformity with prevailing rules, regulations and accounting standards as well as with related guidance issued by Bangladesh Bank;

(g) adequate provisions have been made for advances and other assets which are, in our opinion, doubtful of recovery;

(h) the records and statements submitted by the branches have been properly maintained and consolidated in the financial statements;

(i) the information and explanation required by us have been received and found satisfactory;

(j) we have reviewed over 80% of the risk weighted assets of the Bank and we have spent around 3,000 person hours for the audit of the books and accounts of the Bank; and

(k) Capital to Risk-Weighted Asset Ratio (CRAR) as required by the Bangladesh Bank has been maintained adequately during the year.

Dhaka: 22 February 2018

A Qasem & Co.
Chartered Accountants



Any time
Anywhere

financial statements

AMP STOCK


AMAR STOCK

Consolidated Balance Sheet

as at 31 December 2017

PROPERTY AND ASSETS	Notes	2017 Taka	2016 Taka
Cash			
In hand (including foreign currencies)	4	11,213,603,710	11,051,999,011
Balance with Bangladesh Bank and its agent bank (s) (including foreign currencies)	5	19,668,113,433	17,660,677,577
		30,881,717,143	28,712,676,588
Balance with other banks and financial institutions	6		
In Bangladesh		21,530,251,266	9,193,230,393
Outside Bangladesh		3,565,817,723	2,399,011,762
		25,096,068,989	11,592,242,155
Money at call and short notice	7	-	116,000,000
Investments	8		
Government		25,906,629,424	31,291,256,232
Others		291,283,434	487,243,434
		26,197,912,858	31,778,499,666
Loans and advances	9		
Loans, cash credits, overdrafts, etc.		191,901,808,661	162,415,747,438
Bills purchased and discounted		15,355,572,447	10,982,050,193
		207,257,381,108	173,397,797,631
Fixed assets including land, building, furniture and fixtures	10	5,433,113,654	4,871,867,057
Other assets	11	17,040,583,025	14,328,304,643
Non-banking assets		-	-
TOTAL ASSETS		**311,906,776,777**	**264,797,387,740**
LIABILITIES AND CAPITAL			
Liabilities			
Borrowings from other banks, financial institutions and agents	12	25,134,806,638	15,346,900,455
Deposits and other accounts	13		
Current deposits and other accounts		51,288,786,369	43,084,875,616
Bills payable		3,695,575,746	3,790,478,406
Savings bank deposits		110,348,053,558	95,377,348,042
Term deposits		68,463,941,695	64,981,263,299
		233,796,357,368	207,233,965,363
Other liabilities	14	25,780,595,889	20,843,702,873
Subordinated debt	15	7,712,825,488	3,700,122,226
TOTAL LIABILITIES		**292,424,585,383**	**247,124,690,917**

AMARSTOCK

Consolidated Balance Sheet

as at 31 December 2017

Shareholders' equity	Notes	2017 Taka	2016 Taka
Paid up share capital	16.2	2,000,000,000	2,000,000,000
Share premium	17	11,067,500	11,067,500
Statutory reserve	18	9,193,048,174	8,134,390,476
Other reserve	19	-	-
Dividend equalization account	20	1,566,827,195	1,366,827,195
Assets revaluation reserve	21	850,413,777	850,413,777
Revaluation reserve of HTM securities	22	14,001,469	59,754,912
Retained earnings	23	5,846,833,279	5,250,242,963
TOTAL SHAREHOLDERS' EQUITY		**19,482,191,394**	**17,672,696,823**
TOTAL LIABILITIES AND SHAREHOLDERS' EQUITY		**311,906,776,777**	**264,797,387,740**
OFF-BALANCE SHEET ITEMS			
Contingent liabilities	24		
Acceptances and endorsements		-	-
Letters of guarantee		5,724,307,329	5,203,462,715
Irrevocable letters of credit		23,961,569,706	22,172,252,236
Bills for collection		38,563,914,729	29,178,346,804
Other contingent liabilities		2,251,700,000	3,497,620,000
Total contingent liabilities		**70,501,491,764**	**60,051,681,755**
Other commitments			
Documentary credits and short term trade-related transactions		-	-
Forward assets purchased and forward deposits placed		-	-
Undrawn note issuance and revolving underwriting facilities		-	-
Undrawn formal standby facilities, credit lines and other commitments		-	-
Total other commitments		-	-
Total off-balance sheet items including contingent liabilities		**70,501,491,764**	**60,051,681,755**

The annexed notes 1 to 50 form an integral part of these financial statements.

Chairman | Director | Director | Managing Director & CEO

Auditors' report to the Shareholders
See annexed report of date

A. Qasem & Co.
Chartered Accountants

Dhaka, 22 February 2018

Consolidated Profit and Loss Account

for the year ended 31 December 2017

	Notes	2017 Taka	2016 Taka
Interest income	26	16,529,240,112	15,365,550,326
Interest paid on deposits and borrowings etc.	27	5,039,877,790	5,402,001,222
Net interest income		**11,489,362,322**	**9,963,549,104**
Investment income	28	2,026,943,781	2,071,631,905
Commission, exchange and brokerage	29	1,917,844,085	1,545,244,966
Other operating income	30	3,076,435,819	2,350,595,420
Total operating income		**18,510,586,007**	**15,931,021,395**
Salary and allowances	32	3,519,859,303	3,038,516,077
Rent, taxes, insurance, electricity, etc.	34	1,617,183,791	1,385,333,829
Legal expenses	35	3,733,761	3,506,506
Postage, stamp, telecommunications, etc.	36	300,739,329	272,857,651
Stationery, printings, advertisements, etc.	37	542,430,957	365,019,157
Managing Director & CEO's salary and allowances	38	9,996,000	10,646,000
Directors' fees	39	265,000	252,000
Auditors' fees	40	1,137,750	701,500
Charges on loan losses	41	750,246,513	357,439,118
Depreciation and repair of bank's assets	42	1,851,007,645	1,573,352,067
Other expenses	43	4,230,485,354	3,401,573,677
Total operating expenses		**12,827,085,403**	**10,409,197,582**
Profit before provision		**5,683,500,604**	**5,521,823,813**
Provision for loans and off-balance sheet exposures	14.1.3		
Specific provision for loans	14.1.3(A)	(435,930,739)	1,985,931,729
General provision for loans	14.1.3(B)	341,644,752	231,516,127
General provision for off-balance sheet exposures	14.1.3(B)	104,498,100	50,367,269
		10,212,113	2,267,815,125
Other provision	14.1.1.1	380,000,000	20,000,000
Total provision		**390,212,113**	**2,287,815,125**
Profit before taxes		**5,293,288,491**	**3,234,008,688**
Provision for taxation			
Current tax	14.1.2	3,076,996,735	2,149,728,516
Deferred tax	11.2.2	(238,956,258)	(690,871,114)
		2,838,040,477	1,458,857,402
Net profit after taxation		**2,455,248,014**	**1,775,151,286**
Appropriations			
Statutory reserve	18	1,058,657,698	646,801,738
		1,058,657,698	646,801,738
Retained surplus to retained earnings	23.1	**1,396,590,316**	**1,128,349,548**
Earnings per share (EPS)	23.2	**12.28**	**8.88**

The annexed notes 1 to 50 form an integral part of these financial statements.

Chairman | Director | Director | Managing Director & CEO

Auditors' report to the Shareholders
See annexed report of date

A. Qasem & Co.
Chartered Accountants

Dhaka, 22 February 2018

Consolidated Cash Flow Statement

for the year ended 31 December 2017

		Notes	2017 Taka	2016 Taka
	Interest receipts in cash		18,232,780,041	17,480,198,817
	Interest payments		(5,171,538,563)	(5,596,932,948)
	Dividend receipts in cash		4,569,442	5,712,228
	Gain on sale of shares		-	-
	Gain on sale of securities		-	-
	Recoveries of loan previously written-off		766,552,103	502,680
	Fee and commission receipts in cash		711,776,664	729,408,589
	Cash payments to employees		(3,528,725,385)	(3,050,521,277)
	Cash payments to suppliers		(2,288,151,674)	(2,299,706,996)
	Income taxes paid		(2,301,541,972)	(2,642,292,384)
	Receipts from other operating activities	44	4,281,226,642	3,165,198,620
	Payments for other operating activities	45	(4,966,532,543)	(4,501,344,978)
	Operating profit before changes in operating assets and liabilities		**5,740,414,755**	**3,290,222,351**
	Increase/(decrease) in operating assets and liabilities			
	Statutory deposits		6,187,479,000	5,322,399,000
	Purchase /sale of trading securities		4,997,960,529	(4,997,960,529)
	Loans and advances to other banks		-	-
	Loans and advances to customers		(33,471,771,716)	(21,155,712,267)
	Other assets	46	(916,807,119)	(412,505,727)
	Deposits from other banks		6,106,991	(15,408,934)
	Deposits from customers		20,477,971,604	15,318,534,350
	Other liabilities account of customers		8,358,502,286	7,048,012,213
	Other liabilities	47	351,445,817	516,941,012
	Net cash from operating activities		**11,731,302,148**	**4,914,521,469**
B)	**Cash flows from investing activities**			
	Payments for purchase of securities		(219,274,681,722)	(66,450,391,899)
	Proceeds from sale of securities		219,857,707,401	59,878,281,565
	Purchase of property, plant and equipment		(1,695,764,608)	(1,434,698,390)
	Sale proceeds of property, plant and equipment		6,989,349	9,841,723
	Net cash used in investing activities		**(1,105,749,580)**	**(7,996,967,001)**
C)	**Cash flows from financing activities**			
	Receipts from issue of loan capital and debt securities		5,000,000,000	-
	Payment for redemption of loan capital and debt securities		(987,296,738)	(701,779,931)
	Dividends paid		(510,392,938)	(680,743,036)
	Net cash from financing activities		**3,502,310,324**	**(1,382,522,967)**
D)	**Net increase / (decrease) in cash (A+B+C)**		14,127,862,892	(4,464,968,499)
E)	**Cash and cash-equivalents at beginning of the year**		52,411,125,725	56,876,094,224
F)	**Cash and cash-equivalents at end of the year (D+E)**	48	**66,538,988,617**	**52,411,125,725**
	Net Operating Cash Flow Per Share (NOCFPS)		**58.66**	**24.57**

Chairman | Director | Director | Managing Director & CEO

Auditors' report to the Shareholders
See annexed report of date

A. Qasem & Co.
Chartered Accountants

Dhaka, 22 February 2018

Consolidated Statement of Changes in Equity

for the year ended 31 December 2017

Figures in Taka

Particulars	Paid up share capital	Share premium	Statutory reserve	Other reserve	Dividend equalization account	Assets revaluation reserve	Revaluation reserve of HTM securities	Retained earnings	Total
Balance at 1 January 2017	2,000,000,000	11,067,500	8,134,390,476	-	1,366,827,195	850,413,777	59,754,912	5,250,242,963	17,672,696,823
Changes in accounting policy	-	-	-	-	-	-	-	-	-
Restated balance	**2,000,000,000**	**11,067,500**	**8,134,390,476**	**-**	**1,366,827,195**	**850,413,777**	**59,754,912**	**5,250,242,963**	**17,672,696,823**
Surplus/deficit on account of revaluation of properties	-	-	-	-	-	-	-	-	-
Surplus/deficit on account of revaluation of investments	-	-	-	-	-	-	(45,753,443)	-	(45,753,443)
Currency translation differences	-	-	-	-	-	-	-	-	-
Net gains and losses not recognized in the income statement	-	-	-	-	-	-	-	-	-
Payment of dividend for the year 2016	-	-	-	-	-	-	-	(600,000,000)	(600,000,000)
Transfer for dividend for the year 2016	-	-	-	-	200,000,000	-	-	(200,000,000)	-
Net profit for the year 2017	-	-	-	-	-	-	-	2,455,248,014	2,455,248,014
Issue of share capital	-	-	-	-	-	-	-	-	-
Appropriations during the year	-	-	1,058,657,698	-	-	-	-	(1,058,657,698)	-
Balance at 31 December 2017	**2,000,000,000**	**11,067,500**	**9,193,048,174**	**-**	**1,566,827,195**	**850,413,777**	**14,001,469**	**5,846,833,279**	**19,482,191,394**
Balance at 31 December 2016	**2,000,000,000**	**11,067,500**	**8,134,390,476**	**-**	**1,366,827,195**	**850,413,777**	**59,754,912**	**5,250,242,963**	**17,672,696,823**

Chairman | Director | Director | Managing Director & CEO

Auditors' report to the Shareholders
See annexed report of date

A. Qasem & Co.
Chartered Accountants

Dhaka, 22 February 2018

Consolidated Liquidity Statement (Assets and liabilities maturity analysis)

as at 31 December 2017

Particulars	Residual Maturities					Total Taka
	Within one month	Within one to three months	Within three to twelve months	Within one to five years	More than five years	
	Taka	Taka	Taka	Taka	Taka	
Assets						
Cash in hand	11,213,603,710	-	-	-	-	11,213,603,710
Balance with BB, other banks and financial institutions	2,480,537,623	23,515,613,325	2,414,726,195	-	16,353,305,279	44,764,182,422
Money at call on short notice	-	-	-	-	-	-
Investments	646,329,143	301,054,432	620,024,727	5,840,154,797	18,790,349,760	26,197,912,858
Loans and advances	12,987,004,318	55,932,732,129	73,780,630,062	42,092,860,947	22,464,153,652	207,257,381,108
Fixed assets including land, building, furniture and fixtures	-	-	-	3,039,117,210	2,393,996,444	5,433,113,654
Other assets	15,512,246,241	89,384,022	96,442,795	1,342,509,967	-	17,040,583,025
Non-banking assets	-	-	-	-	-	-
Total assets [A]	**42,839,721,034**	**79,838,783,908**	**76,911,823,780**	**52,314,642,921**	**60,001,805,135**	**311,906,776,777**
Liabilities						
Borrowings from other banks, financial institutions and agents	6,325,896,942	4,950,559,662	8,607,547,254	3,728,377,004	1,522,425,776	25,134,806,638
Deposits	32,240,823,233	61,392,603,110	55,275,710,728	45,937,544,725	35,254,099,826	230,100,781,622
Other accounts	3,695,575,746	-	-	-	-	3,695,575,746
Provision and other liabilities	367,867,445	13,393,724,999	269,105,307	96,038,972	11,653,859,165	25,780,595,889
Subordinated debt	-	-	1,162,200,000	4,550,625,488	2,000,000,000	7,712,825,488
Total liabilities [B]	**42,630,163,367**	**79,736,887,771**	**65,314,563,289**	**54,312,586,189**	**50,430,384,767**	**292,424,585,383**
Net Liquidity Gap [A-B]	**209,557,667**	**101,896,137**	**11,597,260,490**	**(1,997,943,268)**	**9,571,420,368**	**19,482,191,394**
Cumulative liquidity surplus	**209,557,667**	**311,453,804**	**11,908,714,295**	**9,910,771,026**	**19,482,191,394**	**-**

AMARSTOCK

Balance Sheet as at 31 December 2017
(Main Operation)

PROPERTY AND ASSETS	Notes	2017 Taka	2016 Taka
Cash			
In hand (including foreign currencies)	4	11,213,603,710	11,051,999,011
Balance with Bangladesh Bank and its agent bank (s) (including foreign currencies)	5	19,668,113,433	17,660,677,577
		30,881,717,143	28,712,676,588
Balance with other banks and financial institutions	6		
In Bangladesh		27,751,068,151	18,253,220,112
Outside Bangladesh		3,565,817,723	2,399,011,762
		31,316,885,874	20,652,231,874
Money at call and short notice	7	-	116,000,000
Investments	8		
Government		25,906,629,424	31,291,256,232
Others		291,283,434	487,243,434
		26,197,912,858	31,778,499,666
Loans and advances	9		
Loans, cash credits, overdrafts, etc.		191,235,070,845	161,604,799,911
Bills purchased and discounted		6,470,116,423	4,043,027,535
		197,705,187,268	165,647,827,446
Fixed assets including land, building, furniture and fixtures	10	5,433,113,572	4,871,866,975
Other assets	11	17,088,188,517	14,386,780,379
Non-banking assets		-	-
TOTAL ASSETS		**308,623,005,232**	**266,165,882,928**
LIABILITIES AND CAPITAL			
Liabilities			
Borrowings from other banks, financial institutions and agents	12	22,229,159,570	16,897,769,257
Deposits and other accounts	13		
Current deposits and other accounts		51,257,730,383	43,036,251,146
Bills payable		3,695,575,746	3,790,478,406
Savings bank deposits		110,348,053,558	95,377,348,042
Term deposits		68,463,941,695	64,981,263,299
		233,765,301,382	207,185,340,893
Other liabilities	14	25,670,560,215	20,779,319,601
Subordinated debt	15	7,712,825,488	3,700,122,226
TOTAL LIABILITIES		**289,377,846,655**	**248,562,551,977**

AMARSTOCK

Balance Sheet as at 31 December 2017
(Main Operation)

	Notes	2017 Taka	2016 Taka
Shareholders' equity			
Paid up share capital	16.2	2,000,000,000	2,000,000,000
Share premium	17	11,067,500	11,067,500
Statutory reserve	18	9,193,048,174	8,134,390,476
Other reserve	19	-	-
Dividend equalization account	20	1,566,827,195	1,366,827,195
Assets revaluation reserve	21	850,413,777	850,413,777
Revaluation reserve of HTM securities	22	14,001,469	59,754,912
Retained earnings	23	5,609,800,462	5,180,877,091
TOTAL SHAREHOLDERS' EQUITY		**19,245,158,577**	**17,603,330,951**
TOTAL LIABILITIES AND SHAREHOLDERS' EQUITY		**308,623,005,232**	**266,165,882,928**
OFF-BALANCE SHEET ITEMS			
Contingent liabilities	24		
Acceptances and endorsements		-	-
Letters of guarantee		5,724,307,329	5,203,462,715
Irrevocable letters of credit		23,960,109,978	22,169,437,108
Bills for collection		38,563,914,729	29,178,346,804
Other contingent liabilities		2,251,700,000	3,497,620,000
Total contingent liabilities		**70,500,032,036**	**60,048,866,627**
Other commitments			
Documentary credits and short term trade-related transactions		-	-
Forward assets purchased and forward deposits placed		-	-
Undrawn note issuance and revolving underwriting facilities		-	-
Undrawn formal standby facilities, credit lines and other commitments		-	-
Total other commitments		-	-
Total off-balance sheet items including contingent liabilities		**70,500,032,036**	**60,048,866,627**

The annexed notes 1 to 50 form an integral part of these financial statements.

Chairman | Director | Director | Managing Director & CEO

Auditors' report to the Shareholders
See annexed report of date

A. Qasem & Co.
Chartered Accountants

Dhaka, 22 February 2018

Profit and Loss Account for the year ended 31 December 2017

(Main Operation)

	Notes	2017 Taka	2016 Taka
Interest income	26	16,352,731,071	15,345,915,147
Interest paid on deposits and borrowings etc.	27	5,047,269,472	5,467,727,487
Net interest income		**11,305,461,599**	**9,878,187,660**
Investment income	28	2,026,943,781	2,071,631,905
Commission, exchange and brokerage	29	1,917,844,085	1,545,244,966
Other operating income	30	3,069,287,116	2,349,739,222
Total operating income		**18,319,536,581**	**15,844,803,753**
Salary and allowances	32	3,515,506,702	3,033,532,963
Rent, taxes, insurance, electricity, etc.	34	1,617,183,791	1,385,333,829
Legal expenses	35	3,733,761	3,506,506
Postage, stamp, telecommunications, etc.	36	300,727,329	272,852,747
Stationery, printings, advertisements, etc.	37	542,430,957	365,019,157
Managing Director & CEO's salary and allowances	38	9,996,000	10,646,000
Directors' fees	39	265,000	252,000
Auditors' fees	40	1,137,750	701,500
Charges on loan losses	41	750,246,513	357,439,118
Depreciation and repair of bank's assets	42	1,850,811,740	1,573,036,637
Other expenses	43	4,229,857,379	3,400,983,563
Total operating expenses		**12,821,896,922**	**10,403,304,020**
Profit before provision		**5,497,639,659**	**5,441,499,733**
Provision for loans and off-balance sheet exposures	14.1.3		
Specific provision for loans	14.1.3(A)	(435,930,739)	1,985,931,729
General provision for loans	14.1.3(B)	323,450,752	213,200,000
General provision for off-balance sheet exposures	14.1.3(B)	104,498,100	50,367,269
		(7,981,887)	2,249,498,998
Other provision	14.1.1.1	380,000,000	20,000,000
Total provision		**372,018,113**	**2,269,498,998**
Profit before taxes		**5,125,621,546**	**3,172,000,735**
Provision for taxation			
Current tax	14.1.2	3,076,996,735	2,149,728,516
Deferred tax	11.2.2	(238,956,258)	(690,871,114)
		2,838,040,477	1,458,857,402
Net profit after taxation		**2,287,581,069**	**1,713,143,333**
Appropriations			
Statutory reserve	18	1,058,657,698	646,801,738
		1,058,657,698	646,801,738
Retained surplus to retained earnings	23.1	**1,228,923,371**	**1,066,341,595**

The annexed notes 1 to 50 form an integral part of these financial statements.

Chairman | Director | Director | Managing Director & CEO

Auditors' report to the Shareholders
See annexed report of date

A. Qasem & Co.
Chartered Accountants

Dhaka, 22 February 2018

Cash Flow Statement for the year ended 31 December 2017
(Main Operation)

		Notes	2017 Taka	2016 Taka
A)	**Cash flows from operating activities**			
	Interest receipts in cash		17,976,694,785	17,385,700,301
	Interest payments		(5,099,354,030)	(5,587,795,876)
	Dividend receipts in cash		4,569,442	5,712,228
	Gain on sale of shares		-	-
	Gain on sale of securities		-	-
	Recoveries of loan previously written-off		766,552,103	502,680
	Fee and commission receipts in cash		711,776,664	729,408,589
	Cash payments to employees		(3,524,372,784)	(3,045,538,163)
	Cash payments to suppliers		(2,288,151,674)	(2,299,706,996)
	Income taxes paid		(2,301,541,972)	(2,642,292,384)
	Receipts from other operating activities	44	4,274,077,939	3,164,342,422
	Payments for other operating activities	45	(4,965,904,568)	(4,500,754,864)
	Operating profit before changes in operating assets and liabilities		**5,554,345,905**	**3,209,577,937**
	Increase/(decrease) in operating assets and liabilities			
	Statutory deposits		6,187,479,000	5,322,399,000
	Purchase /sale of trading securities		4,997,960,529	(4,997,960,529)
	Loans and advances to other banks		-	-
	Loans and advances to customers		(31,669,548,061)	(19,324,101,439)
	Other assets	46	(916,807,119)	(412,505,727)
	Deposits from other banks		6,106,991	(15,408,934)
	Deposits from customers		20,495,540,088	15,326,317,416
	Other liabilities account of customers		5,331,390,313	4,430,763,116
	Other liabilities	47	335,065,565	529,153,488
	Net cash from operating activities		**10,321,533,211**	**4,068,234,328**
B)	**Cash flows from investing activities**			
	Payments for purchase of securities		(219,274,681,722)	(66,450,391,899)
	Proceeds from sale of securities		219,857,707,401	59,878,281,565
	Purchase of property, plant and equipment		(1,695,764,608)	(1,434,698,390)
	Sale proceeds of property, plant and equipment		6,989,349	9,841,723
	Net cash used in investing activities		**(1,105,749,580)**	**(7,996,967,001)**
C)	**Cash flows from financing activities**			
	Receipts from issue of loan capital and debt securities		5,000,000,000	-
	Payment for redemption of loan capital and debt securities		(987,296,738)	(701,779,931)
	Dividends paid		(510,392,938)	(680,743,036)
	Net cash from financing activities		**3,502,310,324**	**(1,382,522,967)**
D)	**Net increase / (decrease) in cash (A+B+C)**		12,718,093,955	(5,311,255,640)
E)	**Cash and cash-equivalents at beginning of the year**		49,486,466,962	54,797,722,602
F)	**Cash and cash-equivalents at end of the year (D+E)**	48	**62,204,560,917**	**49,486,466,962**

Chairman | Director | Director | Managing Director & CEO

Auditors' report to the Shareholders
See annexed report of date

A. Qasem & Co.
Chartered Accountants

Dhaka, 22 February 2018

Statement of Changes in Equity for the year ended 31 December 2017

(Main Operation)

Figures in Taka

Particulars	Paid up share capital	Share premium	Statutory reserve	Other reserve	Dividend equalization account	Assets revaluation reserve	Revaluation reserve of HTM securities	Retained earnings	Total
Balance at 1 January 2017	2,000,000,000	11,067,500	8,134,390,476	-	1,366,827,195	850,413,777	59,754,912	5,180,877,091	17,603,330,951
Changes in accounting policy	-	-	-	-	-	-	-	-	-
Restated balance	**2,000,000,000**	**11,067,500**	**8,134,390,476**	**-**	**1,366,827,195**	**850,413,777**	**59,754,912**	**5,180,877,091**	**17,603,330,951**
Surplus/deficit on account of revaluation of properties	-	-	-	-	-	-	-	-	-
Surplus/deficit on account of revaluation of investments	-	-	-	-	-	-	(45,753,443)	-	(45,753,443)
Currency translation differences	-	-	-	-	-	-	-	-	-
Net gains and losses not recognized in the income statement	-	-	-	-	-	-	-	-	-
Payment of dividend for the year 2016	-	-	-	-	-	-	-	(600,000,000)	(600,000,000)
Transfer for dividend for the year 2016	-	-	-	-	200,000,000	-	-	(200,000,000)	-
Net profit for the year 2017	-	-	-	-	-	-	-	2,287,581,069	2,287,581,069
Issue of share capital	-	-	-	-	-	-	-	-	-
Appropriations during the year	-	-	1,058,657,698	-	-	-	-	(1,058,657,698)	-
Balance at 31 December 2017	**2,000,000,000**	**11,067,500**	**9,193,048,174**	**-**	**1,566,827,195**	**850,413,777**	**14,001,469**	**5,609,800,462**	**19,245,158,577**
Balance at 31 December 2016	**2,000,000,000**	**11,067,500**	**8,134,390,476**	**-**	**1,366,827,195**	**850,413,777**	**59,754,912**	**5,180,877,091**	**17,603,330,951**

Chairman | Director | Director | Managing Director & CEO

Auditors' report to the Shareholders
See annexed report of date

A. Qasem & Co.
Chartered Accountants

Dhaka, 22 February 2018

Notes to the Financial Statements as at and for the year ended 2017

(Main Operation and Off-shore Banking Unit)

1. Status of the Bank

1.1 Dutch-Bangla Bank Limited (the Bank) is a scheduled commercial bank set up as a joint venture between Bangladesh and The Netherlands. Incorporated as a public limited company under the Companies Act 1994 , the Bank obtained license from Bangladesh Bank on 23 July 1995 and started its banking business with one branch on 3 June 1996. The number of branches was 175 as at 31 December 2017 all over Bangladesh. The Bank is listed with Dhaka Stock Exchange and Chittagong Stock Exchange as a publicly quoted company.

1.2 Nature of business

Main operation

The principal activities of the Bank are to carry on all kinds of commercial banking business in Bangladesh.

Mobile Banking Services

The Bank obtained the permission for conducting the Mobile Banking Services from Bangladesh Bank on 28 April 2010. The Bank started operation of Mobile Banking Services on 31 March 2011.

The principal activities of the Mobile Banking Services are to provide banking services to Mobile Banking customers through Mobile Phone and multiple delivery channels within the applicable rules & regulations and guidelines of Bangladesh Bank.

Mobile Banking Services are part of Main Operation of the Bank.

Agent Banking Services

The Bank obtained the permission for conducting the Agent Banking services from Bangladesh Bank on 27 July 2014. The Bank started operation of Agent Banking Services on 19 January 2015.

The principal activities of the Agent Banking Services are to provide banking services to the Bank customers through engagement of agents who conducts Banking Transaction on behalf of the Bank under a valid agency agreements rather than Bank's own Tellers/Cashiers to deliver the services within the applicable rules & regulations and guidelines of Bangladesh Bank.

Agent Banking Services are part of Main Operation of the Bank.

Off-shore Banking Unit (OBU)

The Off-shore Banking Unit (OBU) of the Bank is the separate business entity governed by the applicable rules & regulations and guidelines of Bangladesh Bank. The Bank obtained the permission for conducting the operations of OBU from Bangladesh Bank on 23 February 2010. The Bank started the operation of OBU on 12 July 2010. The number of OBUs were two as at 31 December 2017 located at Chittagong EPZ Branch-Chittagong and Dhaka EPZ Branch-Dhaka.

The principal activities of the OBUs are to provide commercial banking services through its Units within the rules & regulations and guidelines of Bangladesh Bank applicable for the Off-shore Banking Units.

2. Significant accounting policies and basis of preparation of financial statements

2.1 Basis of accounting

The financial statements of the Bank have been prepared under historical cost convention except investments which are measured at present value and in accordance with "First Schedule" of the Bank Companies Act, 1991 as amended under sub-section 38(4) of the Act, relevant Bangladesh Bank Circulars, International Accounting Standards (IASs) and International Financial Reporting Standards (IFRSs) adopted by the Institute of Chartered Accountants of Bangladesh (ICAB) and named as Bangladesh Accounting Standards (BASs) and Bangladesh Financial Reporting Standards (BFRSs) respectively, the Companies Act, 1994, the Securities and Exchange Rules, 1987 and other rules and regulations applicable for Banks in Bangladesh.

In cases, any requirement of provisions and circulars issued by Bangladesh Bank differs with those of other regulatory authorities, the provisions & circulars issued by Bangladesh Bank shall prevail. Material departures from the requirement of BAS & BFRS are as follows:



2.1.1 Investment in shares and Securities

BFRS & BAS:

As per requirements of BAS 39, investment in shares and securities generally falls either under "at fair value through profit and loss account" or under "available for sale" where any change in the fair value (as measured in accordance with BFRS 13) at the year-end is taken to profit and loss account or revaluation reserve respectively.

Bangladesh Bank:

As per BRPD circular no. 14 dated 25 June 2003 investments in quoted shares and unquoted shares are revalued at the year end at market price and as per book value of last audited balance sheet respectively. Provision should be made for any loss arising from diminution in value of investment.

2.1.2 Revaluation gain/loss on Government securities

BFRS & BAS:

As per requirement of BAS 39, where securities treasury bills and treasury bonds fall under the category of "held for trading", any change in the fair value (as measured in accordance with BFRS 13) of held for trading assets is recognized through profit and loss account. T-bills and T-Bonds designated as "held to maturity" are measured at amortized cost method and interest income is recognized through the profit and loss account.

Bangladesh Bank:

HFT securities are revalued on the basis of marking to market and at year end any gains on revaluation of securities which have not matured as at the balance sheet date are recognized in other reserve as a part of equity and any losses on revaluation of securities which have not matured as at the balance sheet date are charged in the profit and loss account. Interest on HFT securities including amortization of discount are recognized in the profit and loss account.

2.1.3 Provision on loans and advances

BFRS & BAS:

As per BAS 39 an entity should start the impairment assessment by considering whether objective evidence of impairment exists for financial assets that are individually significant. For financial assets are not individually significant, the assessment can be performed on an individual or collective (portfolio) basis.

Bangladesh Bank:

As per BRPD circular no. 14 dated 23 September 2012, BRPD circular no. 19 dated 27 December 2012, BRPD circular no. 05 dated 29 May 2013 & BRPD circular no. 16 dated 18 November 2014, a general provision at 0.25% to 5% under different categories of unclassified loans (good/standard loans) has to be maintained regardless of objective evidence of impairment. Also provision for sub-standard loans, doubtful loans and bad losses has to be provided at 20%, 50% and 100% respectively for loans and advances depending on time past due. Again as per BRPD circular no. 10 dated 18 September 2007 and BRPD circular no. 14 dated 23 September 2012, a general provision at 1% is required to be provided for all off-balance sheet exposures. Such provision policies are not specifically in line with those prescribed by BAS 39.

2.1.4 Recognition of interest in suspense

BFRS & BAS:

Loans and advances to customers are generally classified as 'loans and receivables' as per BAS 39 and interest income is recognized through effective interest rate method over the term of the loan. Once a loan is impaired, interest income is recognized in profit and loss account on the same basis based on revised carrying amount.

Bangladesh Bank:

As per BRPD circular no. 14 dated 23 September 2012, once a loan is classified, interest on such loans are not allowed to be recognized as income, rather the corresponding amount needs to be credited to an interest in suspense account, which is presented as liability in the balance sheet.

2.1.5 Other comprehensive income

BFRS & BAS:

As per BAS 1 Other Comprehensive Income (OCI) is a component of financial statements or the elements of Other Comprehensive Income are to be included in a Single Other Comprehensive Income (OCI) Statement.

Bangladesh Bank:

Bangladesh Bank has issued templates for financial statements which will strictly be followed by all banks. The templates of financial statements issued by Bangladesh Bank do not include Other Comprehensive Income nor are the elements of Other Comprehensive Income allowed to include in a Single Comprehensive Income (OCI) Statement. As such the company does not prepare the other comprehensive income statement. However elements of OCI, if any, are shown in the statements of changes in equity.

2.1.6 Financial instruments – presentation and disclosure

In several cases Bangladesh Bank guidelines categorize, recognize, measure and present financial instruments differently from those prescribed in BAS 39. As such some disclosure and presentation requirements of BFRS 7 and BAS 32 cannot be made in the financial statements.

2.1.7 Repo and Reverse Repo transactions

BFRS & BAS:

When an entity sells a financial asset and simultaneously enters into an agreement to repurchase the asset (or a similar asset) at a fixed price on a future date (repo or stock lending), the arrangement is treated as a loan and the underlying asset continues to be recognized in the entity's financial statements. The difference between selling price and repurchase price will be treated as interest expense. Same rule applies to the opposite side of the transaction (reverse repo).

Bangladesh Bank:

As per DOS Circular letter no. 6 dated 15 July 2010 and subsequent clarification in DOS circular no. 2 dated 23 January 2013, when a bank sells a financial asset and simultaneously enters into an agreement to repurchase the asset (or a similar asset) at a fixed price on a future date (repo or stock lending), the arrangement is accounted for as a normal sales transactions and the financial assets are derecognized in the seller's book and recognized in the buyer's book. However, as per DMD circular letter no. 7 dated 29 July 2012, non primary dealer banks are eligible to participate in the Assured Liquidity Support (ALS) program, whereby such banks may enter collateralized repo arrangements with Bangladesh Bank. Here the selling bank accounts for the arrangement as a loan, thereby continuing to recognize the asset.

2.1.8 Financial guarantees

BFRS & BAS:

As per BAS 39, financial guarantees are contracts that require an entity to make specified payments to reimburse the holder for a loss it incurs because a specified debtor fails to make payment when due in accordance with the terms of a debt instrument. Financial guarantee liabilities are recognized initially at their fair value (as measured in accordance with BFRS 13), and the initial fair value is amortized over the life of the financial guarantee. The financial guarantee liability is subsequently carried at the higher of this amortized amount and the present value of any expected payment when a payment under the guarantee has become probable. Financial guarantees are included within other liabilities.

Bangladesh Bank:

As per BRPD 14,2003, financial guarantees such as letter of credit, letter of guarantee will be treated as Off- Balance Sheet items. No liability is recognized for the guarantee except the cash margin.

2.1.9 Cash and cash equivalent

BFRS & BAS:

Cash and cash equivalent items should be reported as cash item as per BAS 7.

Bangladesh Bank:

Some cash and cash equivalent items such as 'money at call and on short notice', Treasury bills, Bangladesh Bank bills and Prize bond are not shown as cash and cash equivalent. Money at call and on short notice presented on the face of the balance sheet, and Treasury bills, Prize bonds are shown in investments.

2.1.10 Cash flow statement

BFRS & BAS:

Cash flow statement can be prepared either in direct method or in indirect method. The presentation is selected to present these cash flows in a manner that is most appropriate for the business or industry. The method selected is applied consistently.

Bangladesh Bank:

As per BRPD circular no. 14 dated 25 June 2003, cash flows is the mixture of direct and indirect method.



2.1.11 Balance with Bangladesh Bank: (CRR)

BFRS & BAS:

Balance with Bangladesh Bank should be treated as other asset as it is not available for use in day to day operations as per BAS 7.

Bangladesh Bank:

Balance with Bangladesh Bank is treated as cash and cash equivalents.

2.1.12 Presentation of intangible asset

BFRS & BAS:

An intangible asset must be identified and recognized, and the disclosure must be given as per BAS 38.

Bangladesh Bank:

There is no requirement for regulation of intangible assets in BRPD 14.

2.1.13 Off-balance sheet items

BFRS & BAS:

There is no concept of off-balance sheet items in any BFRS; the off-balance sheet item e.g., Letter of credit, Letter of guarantee etc are considered as contingent liability and require disclosure on note to the financial statements.

Bangladesh Bank:

As per BRPD circular no. 14 dated 25 June 2003, off balance sheet items (e.g. Letter of credit, Letter of guarantee etc.) must be disclosed separately on the face of balance sheet.

2.1.14 Disclosure of appropriation of profit

BFRS & BAS:

There is no requirement to show appropriation of profit in the face of statement of comprehensive income.

Bangladesh Bank:

As per BRPD circular no. 14 dated 25 June 2003, an appropriation of profit should be disclosed in the face of profit and loss account.

2.1.15 Loans and advance net of provision

BFRS & BAS:

Loans and advances should be presented net of provisions.

Bangladesh Bank:

As per BRPD circular no. 14 dated 25 June 2003, provision on loans and advances are presented separately as liability and cannot be netted off against loans and advances.

2.2 Consolidation of financial statements

The consolidated financial statements of the Bank include the financial statements of Dutch-Bangla Bank Limited and the Off-shore Banking Units.

The consolidated financial statements have been prepared on the basis of the consolidated statements of affairs and income and expenditure account of all branches and head office of Main Operations as well as the consolidated statement of affairs and income and expenditure account of all Off-shore Banking Units of the Bank.

All the financial transactions of the OBUs are recorded and maintained separately. A set of financial statements for the Off-shore Banking Units of the Bank are also shown separately.

2.3 Functional and presentation currency

These financial statements are presented in Taka, which is the Bank's functional currency. Figures appearing in these financial statements have been rounded off to the nearest Taka.

AMARSTOCK

2.4 Use of estimates and judgements

The preparation of financial statements requires management to make informed judgements, estimates and assumptions that affect the application of accounting policies and the amounts of assets, liabilities, income and expenses reported in the financial statements. Actual results may differ from these estimates.

2.5 Foreign currency transactions

Foreign currency transactions are converted into Taka using the exchange rates prevailing on the dates of respective transactions. In terms of instructions contained in Bangladesh Bank's Letter No. BRPD(R)717/2004-959 dated 21 November 2004, foreign currency assets and liabilities are translated into Taka at the weighted average rate as on balance sheet date as determined by Bangladesh Bank. Gains and losses arising from foreign currency transactions are credited/charged to profit and loss account.

2.6 Taxation

As per provisions of **Bangladesh Accounting Standard (BAS) 12 'Income Taxes',** provision for income taxes has been made as under:

2.6.1 Current tax

Provision for current income tax has been made @ 40.00% on taxable profit as per Income Tax Ordinance 1984 and as per Finance Act 2017.

2.6.2 Deferred tax

Deferred tax is accounted for all temporary timing differences arising between the tax base of assets and liabilities and their carrying value for financial reporting purpose. Tax rate (@ 40.00%) prevailing at the balance sheet date is used to determine deferred tax.

2.7 Bases for valuation of assets

2.7.1 Loans and advances

a) Loans and advances are stated at gross amount. Provision and interest suspense against loans and advances are shown separately as other liabilities. Interest income is accounted for on accrual basis until the loans and advances are defined as classified accounts as per Bangladesh Bank guidelines.

Interest on classified loans (other than bad/loss loans) are credited to interest suspense account instead of income account. Such interest kept in suspense account is reversed to income account only when respective loan accounts are regularized and /or realized in cash, in accordance with Bangladesh Bank guidelines.

As per Bangladesh Bank directives, interest on loans and advances classified as bad/loss is not accounted for. A separate memorandum record is maintained for such interest on bad/loss loans.

b) Provision for loans and advances is made on the basis of the year end review by the management of the Bank in line with the instructions contained in BRPD Master Circular No. 14 dated 23 September 2012, BRPD Circular No. 19 dated 27 December 2012, BRPD Circular No. 05 and 06 dated 29 May 2013, BRPD Circular No. 15 dated 23 December 2013, BRPD Circular No. 16 dated 18 November 2014, BRPD Circular No. 08 dated 02 August 2015 and BRPD Circular No. 01 dated 20 February 2018 issued by Bangladesh Bank on the following basis:

Category / status of loans and advances	Rates	
	Bangladesh Bank's requirement	Maintained by the Bank
General provisions for unclassified loans and advances :		
All unclassified loans (other than loans under small and medium enterprise financing, consumer financing, loans to Brokerage Houses (BHs) / Merchant Banks (MBs) / Stock Dealers (SDs) against Shares and staff loans)	1.00%	1.00%
Small and medium enterprise financing	0.25%	0.25%
Consumer financing (other than housing finance and loans for professionals under consumer financing scheme)	5.00%	5.00%
Consumer financing for housing finance,etc.	1.00%	2.00%
Consumer financing for loans to professionals and loans to Brokerage Houses (BHs) / Merchant Banks (MBs) / Stock Dealers (SDs) against Shares etc.	2.00%	2.00%
Short term agricultural credit, and Micro credit	1.00%	1.00%
Special mention account		
All loans (other than loans under small and medium enterprise financing, consumer financing, loans to Brokerage Houses (BHs) / Merchant Banks (MBs) / Stock Dealers (SDs) against Shares and staff loans)	1.00%	1.00%
Small & Medium enterprise financing	0.25%	0.25%
Consumer financing (other than housing finance and loans for professionals under consumer financing scheme)	5.00%	5.00%
Consumer financing for housing finance, and Credit card, loans to professionals and loans to Brokerage Houses (BHs) / Merchant Banks (MBs) / Stock Dealers (SDs) against Shares etc.	2.00%	2.00%
Specific provision for classified loans and advances:		
Substandard	20.00%	20.00%
Doubtful	50.00%	50.00%
Bad/loss	100.00%	100.00%

General provision

General provision for all unclassified and SMA loans and advances (other than loans under small and medium enterprise financing, consumer financing, loans to Brokerage Houses (BHs) / Merchant Banks (MBs) / Stock Dealers (SDs) against Shares and staff loans) has been maintained @ 1%.

General provision for all unclassified and SMA loans and advance under small & medium enterprise financing has been maintained @ 0.25%.

General provision for all unclassified and SMA loans and advance under consumer financing for housing finance, loans to professionals and loans to Brokerage Houses (BHs) / Merchant Banks (MBs) / Stock Dealers (SDs) against Shares has been maintained @ 1% to 5%.

Specific provision

Specific provision for classified loans and advances has been maintained @ 20% to 100% as prescribed by Bangladesh Bank.

c) Loans and advances are written-off in line with Bangladesh Bank's BRPD Circular No. 02 dated 13 January 2003 and DOS Circular No. 01 dated 29 December 2004, when prospect of recovery of such loans and advances become non-existent . However, such write-off does not reduce the claim against the borrower. Detailed records for all write-off accounts are separately maintained by the Bank to continue the recovery efforts.

2.7.2 Investments

a) Investments have been accounted for as follows :

Particulars	Valuation method
Government treasury bills	Present value
Government treasury bonds	Present value
Subordinated bonds	At redemption value
ICB's debenture	At redemption value
Prize bond	Cost price
Shares:	
Quoted	Cost or market price whichever is lower
Unquoted	Cost or Book value as per latest audited accounts whichever is lower

b) The investment in government securities (Treasury bills and bonds) are classified into **Held to Maturity (HTM) and Held for Trading (HFT)** as per Bangladesh Bank's guidelines contained in DOS Circular Letter No. 05 dated 26 May 2008, DOS Circular Letter No. 05 dated 28 January 2009, DOS Circular No. 06 dated 15 July 2010 and under reference Letter No. DOS (SR)1153/120-A/2011-746 dated 29 December 2011. Reclassification of HTM securities into HFT securities are also done in compliance with Bangladesh Bank's guidelines.

The government securities under **'Held to Maturity (HTM)**' category are valued at present value at amortized cost at the end of the year. The Held to Maturity securities are amortized to ensure a constant yield over the remaining period of maturity of the securities. The resulting gains / (losses) are credited to revaluation reserve account and shown in the equity. Such gains / (losses) are credited to income account at the time of maturity or sale of the security.

The government securities under **'Held for Trading (HFT)'** category are valued at present value on the basis of marking to market method. The resulting gains / (losses) are transferred to other reserve account. The gains / (losses) arising on maturity or sale of such securities are credited to income.

2.7.3 Fixed assets

a) All fixed assets are stated at cost or revalued amount less accumulated depreciation.

b) Depreciation is charged over the estimated useful life of fixed assets excepting land on a straight line method. The useful life of fixed assets are reviewed on a yearly basis to determine if there has been any significant change in the expected pattern of consumption resulting in changes in estimated residual value and useful life of the fixed assets and if considered appropriate, adjustment is made at the balance sheet date.

The annual rates of depreciation based on estimated useful life for fixed assets are given below:

Building	2.50%
Interior decoration	15.00%
Furniture and fixtures	10.00%
ATM Booth	10.00%
ATM/Fast Track	12.50%
Computer equipment	20.00%
Computer software	20.00%
Other machinery and equipment	15.00%
Motor vehicles	20.00%
Books	10.00%

c) As at 31 December 2010, all immovable properties of the Bank including land, building and ready made floor spaces were revalued by a professionally qualified valuation firm and certified by the external auditors, M/S. A. Qasem & Co., Chartered Accountants. Accordingly, revaluation surplus is included in fixed assets and equity in terms of instructions contained in BRPD Circular No. 10 dated 25 November 2002.

2.8 Off-balance sheet exposures

In compliance with the instruction contained in BRPD Circular No. 10 dated 18 September 2007 issued by Bangladesh Bank, provision against the off-balance sheet exposures of the Bank as at reporting date has been made as under:

Category / status of Off-balance sheet exposures	Rates	
	Bangladesh Bank's requirement	Maintained by the Bank
General provision for Off-balance sheet exposures		
All types of Off-balance sheet exposures	1.00%	1.00%

2.9 Bases for valuation of liabilities and provisions

2.9.1 Retirement benefits to the employees

The retirement benefits accrued for the employees of the Bank as at the reporting date have been accounted for in accordance with the provisions of **Bangladesh Accounting Standard (BAS) 19, 'Employee Benefits'** as outlined below:

a) Provident fund

There is a Provident Fund Scheme under defined contribution plan. The Fund is operated by a separate Board of Trustees approved by the National Board of Revenue as per Income Tax Ordinance, 1984. All eligible employees contribute 10% of their basic pay to the Fund. The Bank also contributes equal amount of employees' contribution to the Fund. Benefits from the Fund is given to eligible employees at the time of retirement/resignation as per approved rules of the Fund.

b) Gratuity fund

The Bank has a separate Board of Trustees for operating the staff gratuity fund approved by the National Board of Revenue. The provision for the gratuity fund is made in the books of account of the Bank for the eligible employees on the basis of the assessment made by the management at the year end **[Note 14.1]**. The amount of provision is transferred to the Board of Trustees of the Fund on a yearly basis.

c) Superannuation fund

The Bank has a separate Board of Trustees for operating the staff superannuation fund approved by the National Board of Revenue. The provision for the superannuation fund is made in the books of account of the Bank for the eligible employees on the basis of the assessment made by the management at the year end. The amount of provision is transferred to the Board of Trustees of the Fund on a yearly basis.

2.9.2 Workers' Profit Participation Fund (WPPF)

Consistent with the Industry practice and in accordance with the Bank Company Act, 1991, no provision has been made for WPPF.

2.10 Revenue recognition

The revenues of the Bank during the year have been recognized in terms of the provisions of **Bangladesh Accounting Standard (BAS) 18, 'Revenue'** as outlined below:

2.10.1 Interest income

a) Interest income from loans and advances

The policy for accounting of interest income on loans and advances is stated in **2.7.1.a** and **2.7.2** above.

b) Other interest income

Interest income from investments, money at call on short notice and fund placement with other banks and financial institutions is recognized on accrual basis.

2.10.2 Fees and commission income

Fees and commission income arising from different services provided by the Bank is recognized on cash receipt basis. Commission realized on letters of credit and letters of guarantee is credited to income at the time of effecting the respective transactions.

2.10.3 Dividend income

Dividend income from investments in shares is accounted for on cash receipt basis.

2.10.4 Interest paid on deposits and borrowings

Interest paid on deposits, borrowings etc. are accounted for on accrual basis.

2.10.5 Other operating expenses

All other operating expenses are provided for in the books of the accounts on accrual basis.

2.11 Earnings per share

Earnings per share (EPS) has been computed by dividing the basic earnings by the number of ordinary shares outstanding as at 31 December 2017 as per **Bangladesh Accounting Standard (BAS) 33, 'Earnings Per Share'.**

2.12 Cash flow statement

Cash flow statement has been prepared in accordance with the **Bangladesh Accounting Standard (BAS) 7, 'Statement of Cash Flows'** under Direct method as recommended in the BRPD Circular No. 14 dated 25 June 2003 issued by the Banking Regulation & Policy Department of Bangladesh Bank.

2.13 Statement of liquidity

The liquidity statement of assets and liabilities as at the reporting date has been prepared on residual maturity term as per the following bases:

a) Balance with other banks and financial institutions, money at call on short notice etc. are on the basis of their maturity term.
b) Investments are on the basis of their maturity.
c) Loans and advances are on the basis of their repayment / maturity schedule.
d) Fixed assets are on the basis of their useful life.
e) Other assets are on the basis of their realization/adjustment.
f) Borrowing from other banks, financial institutions and agents are as per their maturity /repayment term.
g) Deposits and other accounts are on the basis of their maturity term and past trend of withdrawal by the depositors.
h) Other long term liabilities are on the basis of their maturity term.
i) Provisions and other liabilities are on the basis of their payment /adjustment schedule.

2.14 Events after the reporting period

a) There were no material post balance sheet events which could affect the values stated in these financial statements.
b) The Board of Directors of the Bank in its 192nd meeting held on 22 February 2018 recommended cash dividend @ 30% for the year 2017.

2.15 Reconciliation of books of account

Books of account with regard to inter-bank (in Bangladesh and outside Bangladesh) transactions and inter-branch transactions are reconciled in all material respects. There were no un-reconciled entries which could materially affect the financial condition or results of the Bank.

2.16 Reporting period

The reporting period of these financial statements cover one calendar year from 1 January 2017 to 31 December 2017.

2.17 Offsetting

No asset or liability has been offset or reduced by any other asset or liability unless a legal right **[Note 10, 28 (revaluation gain on securities), 29.2 and 30.2]** of set-off exists and the offsetting represents the expectation as to the realization or settlement of the asset or liability in normal course of business.

2.18 Compliance report on Bangladesh Accounting Standards (BASs) and Bangladesh Financial Reporting Standards (BFRSs)

The Institute of Chartered Accountants of Bangladesh (ICAB) is the official standard setting body in the country. ICAB has adopted most of the International Accounting Standards (IASs) and International Financial Reporting Standards (IFRSs) as Bangladesh Accounting Standards (BASs) and Bangladesh Financial Reporting Standards (BFRSs). The Bank has complied with all the applicable Bangladesh Accounting Standards and Bangladesh Financial Reporting Standards for preparation and presentation of the financial statements of the Bank as at 31 December 2017 as noted below:

Bangladesh Accounting Standards (BASs)	BAS Number	Status of compliance by DBBL
Presentation of Financial Statements	BAS -1	Complied
Inventories	BAS -2	Complied
Statement of Cash Flows	BAS -7	Complied
Accounting Policies, Changes in Accounting Estimates and Errors	BAS -8	Complied
Events After the Reporting Period	BAS -10	Complied
Construction Contracts	BAS -11	Not applicable
Income Taxes	BAS -12	Complied
Property, Plant and Equipment	BAS -16	Complied
Leases	BAS -17	Complied
Revenue	BAS -18	Complied
Employee Benefits	BAS -19	Complied
Accounting for Government Grants and Disclosure of Government Assistance	BAS -20	Not applicable
The Effects of Changes in Foreign Exchange Rates	BAS -21	Complied
Borrowing Costs	BAS -23	Complied
Related Party Disclosures	BAS -24	Complied
Accounting and Reporting by Retirement Benefit Plans	BAS -26	Complied
Separate Financial Statements	BAS -27	Not applicable
Investments in Associates and Joint Ventures	BAS -28	Not applicable
Financial Reporting in Hyperinflationary Economics	BAS -29	Not applicable
Interest in Joint Ventures	BAS -31	Not applicable
Financial Instruments: Presentation	BAS -32	Complied
Earnings Per Share	BAS -33	Complied
Interim Financial Reporting	BAS -34	Complied
Impairment of Assets	BAS -36	Complied
Provisions, Contingent Liabilities and Contingent Assets	BAS -37	Complied
Intangible assets	BAS -38	Not applicable
Financial Instruments: Recognition and Measurement	BAS -39	Complied
Investment Property	BAS -40	Not applicable
Agriculture	BAS -41	Not applicable

Bangladesh Financial Reporting Standards (BFRSs)	BFRS Number	Status of compliance by DBBL
First-time Adoption of Bangladesh Financial Reporting Standards	BFRS - 1	Not applicable
Share-based Payment	BFRS - 2	Not applicable
Business Combinations	BFRS - 3	Not applicable
Insurance Contracts	BFRS - 4	Not applicable
Non-current Assets Held for Sale and Discontinued Operations	BFRS - 5	Not applicable
Exploration for and Evaluation of Mineral Resources	BFRS - 6	Not applicable
Financial Instruments : Disclosures	BFRS - 7	Complied
Operating Segments	BFRS - 8	Complied
Consolidated Financial Statements	BFRS - 10	Not applicable
Joint Arrangements	BFRS - 11	Not applicable
Disclosure of Interests in other Entities	BFRS - 12	Not applicable
Fair Value Measurement	BFRS - 13	Complied
Regulatory deferral accounts	BFRS - 14	Not applicable

2.19 Approval of the financial statements

The Board of Directors of the Bank in its 192nd meeting held on 22 February 2018 approved the financial statements of the Bank for the year ended 31 December 2017.

3. General

3.1 Wherever considered necessary previous year's figures and presentation have been rearranged to conform with the current year's presentation.

3.2 Auditors' work-hour

The external auditors, M/S. A. Qasem & Co. , Chartered Accountants of the Bank worked about in excess of 3,000 work-hours at the Bank's Head Office and different branches. During their audit, they audited above 80% of the Bank's risk weighted assets as at the reporting date.

	2017 Taka	2016 Taka
4. Cash in hand (including foreign currencies)		
Local currency	11,189,077,291	11,035,206,461
Foreign currencies	24,526,419	16,792,550
	11,213,603,710	**11,051,999,011**
5. Balance with Bangladesh Bank and its agent bank(s) (including foreign currencies)		
Bangladesh Bank		
Local currency	16,353,305,279	15,702,327,016
Foreign currencies	2,942,139,358	1,339,380,905
	19,295,444,637	**17,041,707,921**
Sonali Bank Limited (as an agent of Bangladesh Bank) - Local currency	372,668,796	618,969,656
	19,668,113,433	**17,660,677,577**

5.1 Cash Reserve Requirement (CRR) and Statutory Liquidity Ratio (SLR)

Cash Reserve Requirement (CRR) and Statutory Liquidity Ratio (SLR) have been calculated and maintained in accordance with the Section 33 of the Bank Companies Act, 1991 and of instructions contained in BRPD Circular No. 11 dated 25 August 2005, BRPD Circular No. 12 dated 25 August 2005, Monetary Policy Department (MPD) Circular No. 1 dated 4 May 2010, MPD Circular No. 2 dated 4 May 2010, MPD Circular No. 4 dated 1 December 2010, MPD Circular No. 5 dated 1 December 2010, DOS Circular No. 1 date 19 January 2014, MPD Circular No. 1 date 23 June 2014 and MPD Circular No. 116/2014-853 date 23 June 2014 issued by Bangladesh Bank.

5.1.1 Cash Reserve Requirement (CRR): average 6.5% of average demand and time liabilities with minimum 6% on any date

Required reserve	15,421,038,000	13,358,545,000
Actual reserve maintained		
Balance with Bangladesh Bank-Local currency **[Note 5]**	16,353,305,279	15,702,327,016
Surplus	**932,267,279**	**2,343,782,016**
Cash Reserve Maintained: more than 6% throughout the accounting year and 6.89% on the Balance Sheet date	**6.89%**	**7.64%**

		2017 Taka	2016 Taka
5.1.2	**Statutory Liquidity Ratio (SLR): 13% of average demand and time liabilities**		
	Required reserve	30,842,076,000	26,717,090,000
	Available for maintenance:		
	Cash in hand (including foreign currencies)	11,213,603,710	11,051,999,011
	Balance with Bangladesh Bank - Foreign currencies	2,942,139,358	1,339,380,905
	Balance with Sonali Bank Limited (as an agent of Bangladesh Bank)	372,668,796	618,969,656
	Unencumbered approved securities (treasury bills and bonds, debentures etc.)	25,900,671,524	31,285,697,732
		40,429,083,388	44,296,047,304
	Surplus	**9,587,007,388**	**17,578,957,304**
	Total surplus (5.1.1+5.1.2)	**10,519,274,667**	**19,922,739,320**
	Statutory Liquidity Ratio (SLR) Maintained (%)	**17.04%**	**21.55%**
6.	**Balance with other banks and financial institutions**		
	In Bangladesh		
	Main Operation **[Note 6.1 (a)]**	27,751,068,151	18,253,220,112
	Off-shore Banking Unit	4,334,427,700	2,924,658,763
	Less: Inter Bank transactions **[Note 12]**	(10,555,244,585)	(11,984,648,482)
	Total in Bangladesh	**21,530,251,266**	**9,193,230,393**
	Outside Bangladesh		
	Main Operation **[Note 6.1 (b)]**	3,565,817,723	2,399,011,762
	Total Balance with other banks and financial institutions	**25,096,068,989**	**11,592,242,155**
6.1	**Balance with other banks and financial institutions**		
	(a) In Bangladesh		
	In current deposit accounts with		
	Janata Bank Limited	49,066	93,051
	Sonali Bank Limited	76,936,895	105,577,405
	Standard Chartered Bank, Dhaka	42,349,585	59,366,925
	Islami Bank Bangladesh Limited	49,884,201	104,800,782
	Agrani Bank Limited	344,919	65,335
	Al Arafah Islami Bank Limited	2,735	5,500
	The City Bank Limited	44,216	-
	National Bank Limited	35,015	45,304
		169,646,632	**269,954,302**

AMARSTOCK

	2017 Taka	2016 Taka
In special notice deposit accounts with		
Sonali Bank Limited	1,585,305,015	1,520,311,059
National Bank Limited	7,259,898	32,307,819
The City Bank Limited	4,359	4,668
Rupali Bank Limited	4,582,195	8,101,283
Agrani Bank Limited	21,562,536	15,767,411
Janata Bank Limited	205,442,958	145,259,338
Dhaka Bank Limited	1,614,019	1,614,019
Islami Bank Limited	622,632,099	487,052,921
	2,448,403,079	**2,210,418,518**
In fixed deposit accounts with		
Dhaka Bank Limited	1,000,000,000	-
Brac Bank Limited	1,000,000,000	-
IFIC Bank Limited	1,000,000,000	-
Jamuna Bank Limited	1,000,000,000	-
Midland Bank Limited	300,000,000	-
Modhumoti Bank Limited	300,000,000	-
Mutual Trust Bank Limited	1,000,000,000	-
National Bank Limited	1,000,000,000	-
NCC Bank Limited	2,000,000,000	-
Standard Bank Limited	1,000,000,000	-
	9,600,000,000	**-**
In fixed deposit accounts (in foreign currency) with		
Modhumoti Bank Limited.	-	118,053,300
Arab Bangladesh Bank Limited	-	787,022,000
Social Islami Bank Limited	-	157,404,400
Eastern Bank Limited	-	787,022,000
Off-shore Banking Unit, Dutch-Bangla Bank Limited	6,533,018,440	9,223,345,592
	6,533,018,440	**11,072,847,292**
Other financial institutions		
In fixed deposit accounts with		
Investment Corporation of Bangladesh	6,500,000,000	1,000,000,000
Industrial and Infrastructure Development Finance Company Limited (IIDFC)	-	150,000,000
Delta Brac Houseing Limited	800,000,000	-
Phoenix Finance & Investments Limited	-	200,000,000
International Leasing & Financial Services Limited	250,000,000	400,000,000
Bangladesh Industrial Finance Company Limited	350,000,000	350,000,000
Fareast Finance & Investment Limited	-	200,000,000
Lanka Bangla Finance Limited	400,000,000	1,100,000,000
IDLC Finance Limited	600,000,000	300,000,000
Premier Leasing & Finance Limited	-	150,000,000
Prime Finance and Investment Limited	-	600,000,000
Union Capital Limited	100,000,000	150,000,000
National Finance Limited	-	100,000,000
	9,000,000,000	**4,700,000,000**
Total (a) In Bangladesh	**27,751,068,151**	**18,253,220,112**



(b) Outside Bangladesh

In demand deposit accounts (interest bearing) with

Name of the correspondent Bank	Currency	2017			2016		
		Amount in foreign currency	Exchange rate for per unit foreign currency	Amount in Taka	Amount in foreign currency	Exchange rate for per unit foreign currency	Amount in Taka
Mashreqbank PSC, New York, USA	USD	6,233,192	82.7000	515,485,011	6,925,510	78.7022	545,052,896
Commerzbank AG, Frankfurt, Germany	EUR	120,213	98.2972	11,816,625	79,210	81.8896	6,486,456
AB Bank Ltd., Mumbai, India	ACU	213,639	82.7000	17,667,952	440,078	78.7022	34,635,127
Citibank N.A., New York, USA	USD	6,739,307	82.7000	557,340,648	5,777,287	78.7022	454,685,181
Unicredit S.P.A., Milano, Italy	EUR	145,185	98.2972	14,271,308	419,041	81.8896	34,315,066
ICICI Bank Limited, Mumbai, India	ACU	66,168	82.7000	5,472,133	76,120	78.7022	5,990,804
				1,122,053,677			**1,081,165,530**

In demand deposit account (non-interest bearing) with

Name of the correspondent Bank	Currency	2017			2016		
		Amount in foreign currency	Exchange rate for per unit foreign currency	Amount in Taka	Amount in foreign currency	Exchange rate for per unit foreign currency	Amount in Taka
Standard Chartered Bank, London, UK	GBP	66,838	110.7767	7,404,058	14,049	96.1662	1,351,031
Standard Chartered Bank, New York, USA	USD	25,998,667	82.7000	2,150,089,760	12,593,404	78.7022	991,128,586
ICICI Bank Ltd., Hong Kong	USD	142,595	82.7000	11,792,592	-	-	-
JP Morgan Chase Bank N.A., New York, USA	USD	2,704,424	82.7000	223,655,886	3,573,645	78.7022	281,253,727
Standard Chartered Bank, Colombo, Sri Lanka	ACU	8,728	82.7000	721,794	4,559	78.7022	358,802
Commerzbank AG, Frankfurt, Germany	CHF	54,414	83.8317	4,561,656	35,585	76.4470	2,720,374
The Bank of Tokyo-Mitsubishi UFJ Ltd., Tokyo, Japan	JPY	3,522,820	0.7295	2,569,897	3,856,859	0.6715	2,589,881
Bank of Montreal, Canada	CAD	70,807	65.3393	4,626,474	19,264	58.0485	1,118,243
Axis Bank, India	ACU	84,456	82.7000	6,984,465	-	-	-
Commerz Bank AG, Germany	AUD	40,181	64.2331	2,580,941	1,733	56.5239	97,937
Westpac Banking Corporation, Australia	AUD	24,100	64.2331	1,548,028	28,861	56.5239	1,631,349
Mashreqbank PSC, Mumbai, India	ACU	17,524	82.7000	1,449,268	124,394	78.7022	9,790,081
Mashreqbank PSC, Mumbai, India	EUR	683	98.2972	67,179	683	81.8896	55,966
Standard Chartered Bank, Mumbai, India	ACU	191,962	82.7000	15,875,236	138,717	78.7022	10,917,326
HDFC Bank Limited	ACU	88,753	82.7000	7,339,854	167,079	78.7022	13,149,520
Bank of Ceylon, Colombo, Sri Lanka	ACU	14,673	82.7000	1,213,482	-	78.7022	154,217
Habib Metropolitan Bank, Karachi, Pakistan	ACU	16,308	78.7022	1,283,476	19,430	78.7022	1,529,192
				2,443,764,046			**1,317,846,232**
Total (b) Outside Bangladesh				**3,565,817,723**			**2,399,011,762**
Total (a+b)				**31,316,885,874**			**20,652,231,874**

		2017 Taka	2016 Taka
6.2	**Maturity grouping of balance with other banks and financial institutions**		
	On demand	5,386,546,354	3,552,211,569
	Within one to three months	23,515,613,325	10,067,390,863
	Within three to twelve months	2,414,726,195	1,592,415,207
	Within one to five years	-	5,440,214,235
	More than five years	-	-
		31,316,885,874	**20,652,231,874**
7.	**Money at call and short notice**		
	a) With banks	**-**	**-**
	b) With non bank financial institutions		
	Fareast Finance Limited	-	50,000,000
	Premier Leasing & Finance Limited	-	30,000,000
	Bangladesh Industrial Finance Limited	-	36,000,000
		-	**116,000,000**
	Total (a+b)	**-**	**116,000,000**
8.	**Investments**		
	In Government securities		
	Treasury bills		
	91-day treasury bills	-	-
	182-day treasury bills	-	-
	364-day treasury bills	-	-
	07-day Bangladesh Bank bills	7,498,123,857	10,996,900,100
		7,498,123,857	**10,996,900,100**



	2017 Taka	2016 Taka
Treasury bonds		
2-year treasury bonds	-	16,998,702
5-year treasury bonds	5,104,459,176	5,782,861,125
10-year treasury bonds	11,012,363,574	12,201,657,431
15-year treasury bonds	1,991,522,038	1,993,088,882
20-year treasury bonds	294,202,879	294,191,492
	18,402,547,667	20,288,797,632
Total treasury bills and bonds	**25,900,671,524**	**31,285,697,732**
Prize bonds	5,957,900	5,558,500
	25,906,629,424	**31,291,256,232**
Other investments		
Subordinated bonds **[Note 8.3]**	280,000,000	475,960,000
Shares **[Note 8.4]**	11,283,434	11,283,434
	291,283,434	**487,243,434**
	26,197,912,858	**31,778,499,666**

8.1 Classification of investments

Government treasury bills and bonds		
Held for trading (HFT)	-	4,997,960,529
Held to maturity (HTM)	25,900,671,524	26,287,737,203
Total investments in government securities	**25,900,671,524**	**31,285,697,732**
Prize bonds	5,957,900	5,558,500
Other investments	291,283,434	487,243,434
	26,197,912,858	**31,778,499,666**

8.2 Details of treasury bills and bonds

Tenors and Status (HFT)	Coupon/Interest	Date of maturity	Present value (Taka)	
			As at 31 Dec 2017	As at 31 Dec 2016
Held for trading (HFT) [Note 8.1]				
5-year treasury bonds	2.98%	5-Jan-17	-	4,997,960,529
10-year treasury bonds	-	-	-	-
Total of held for trading (HFT) securities			-	4,997,960,529

Tenors and Status (HTM)	Coupon / interest rate	Date of maturity	Present value (Taka)	
			As at 31 Dec 2017	As at 31 Dec 2016
Held to maturity (HTM) [Note 8.1]				
07-day treasury bills	2.98%	2-Jan-17	-	4,999,184,286
07-day treasury bills	2.98%	3-Jan-17	-	999,755,286
07-day treasury bills	2.98%	2-Jan-18	2,999,510,571	-
07-day treasury bills	2.98%	3-Jan-18	999,755,286	-
07-day treasury bills	2.98%	4-Jan-18	3,498,858,000	-
2-year treasury bonds	8.50%	4-Mar-17	-	16,998,702
5-year treasury bonds	11.50%	8-Aug-17	-	165,900,000
5-year treasury bonds	11.55%	5-Sep-17	-	164,600,000
5-year treasury bonds	11.55%	3-Oct-17	-	129,500,000
5-year treasury bonds	11.50%	7-Nov-17	-	79,785,943
5-year treasury bonds	11.52%	5-Dec-17	-	138,139,297
5-year treasury bonds	11.62%	2-Jan-18	152,204,067	152,230,920
5-year treasury bonds	11.72%	6-Feb-18	156,306,849	156,334,118
5-year treasury bonds	11.82%	6-Mar-18	138,900,000	138,900,000
5-year treasury bonds	11.70%	8-May-18	74,283,682	74,252,154
5-year treasury bonds	11.75%	10-Jul-18	95,383,072	95,359,253
5-year treasury bonds	11.78%	14-Aug-18	103,878,928	103,853,276
5-year treasury bonds	11.78%	11-Sep-18	128,152,333	128,100,057
5-year treasury bonds	11.78%	9-Oct-18	136,633,467	136,567,173
5-year treasury bonds	9.82%	13-Aug-19	2,000,607,021	2,000,917,166
5-year treasury bonds	9.82%	13-Aug-19	2,000,607,021	2,000,917,166
5-year treasury bonds	9.59%	15-Oct-19	62,531,174	62,545,571
5-year treasury bonds	9.66%	12-Nov-19	54,971,562	54,959,032
10-year treasury bonds	8.50%	7-Feb-17	-	218,615,898
10-year treasury bonds	8.50%	7-Mar-17	-	319,020,418
10-year treasury bonds	8.50%	9-May-17	-	299,913,077
10-year treasury bonds	8.50%	6-Jun-17	-	299,935,541
10-year treasury bonds	11.74%	2-Jan-18	500,012,998	500,056,384
10-year treasury bonds	11.72%	7-Jan-19	205,751,658	210,268,664
10-year treasury bonds	11.72%	4-Feb-19	206,100,158	210,586,710
10-year treasury bonds	11.68%	8-Apr-19	421,791,964	430,684,179
10-year treasury bonds	10.23%	6-May-19	812,923,407	820,892,228
10-year treasury bonds	9.45%	8-Jul-19	1,006,669,368	1,010,252,145
10-year treasury bonds	8.74%	5-Aug-19	995,793,023	993,759,561
10-year treasury bonds	11.75%	22-Aug-22	108,100,000	108,100,000
10-year treasury bonds	11.75%	12-Sep-22	150,400,000	150,400,000
10-year treasury bonds	11.80%	10-Oct-22	132,900,000	132,900,000
10-year treasury bonds	11.75%	14-Nov-22	160,162,571	160,130,218
10-year treasury bonds	11.80%	12-Dec-22	178,433,215	178,424,304
10-year treasury bonds	11.90%	9-Jan-23	96,900,000	96,900,000
10-year treasury bonds	12.00%	13-Feb-23	83,900,000	83,900,000
10-year treasury bonds	12.10%	13-Mar-23	111,935,588	111,895,886
10-year treasury bonds	12.10%	13-Mar-23	118,101,640	118,060,648

Tenors and Status (HTM)	Coupon / interest rate	Date of maturity	Present value (Taka)	
			As at 31 Dec 2017	As at 31 Dec 2016
10-year treasury bonds	12.10%	10-Apr-23	94,280,363	94,253,623
10-year treasury bonds	12.22%	17-Jul-23	68,817,420	68,808,018
10-year treasury bonds	12.22%	17-Jul-23	66,383,113	66,365,333
10-year treasury bonds	12.22%	17-Jul-23	77,461,701	77,446,245
10-year treasury bonds	12.22%	17-Jul-23	65,294,615	65,282,079
10-year treasury bonds	12.16%	20-Nov-23	56,783,965	56,776,297
10-year treasury bonds	7.59%	20-Jul-26	518,070,764	519,548,446
10-year treasury bonds	7.59%	20-Jul-26	520,352,704	522,022,159
10-year treasury bonds	7.59%	20-Jul-26	514,832,671	516,040,566
10-year treasury bonds	7.59%	20-Jul-26	515,801,495	517,089,821
10-year treasury bonds	7.59%	20-Jul-26	264,450,587	265,653,370
10-year treasury bonds	7.59%	20-Jul-26	263,617,897	264,748,823
10-year treasury bonds	7.59%	20-Jul-26	263,119,909	264,208,033
10-year treasury bonds	7.59%	20-Jul-26	262,788,444	263,848,149
10-year treasury bonds	7.59%	20-Jul-26	546,316,756	550,260,631
10-year treasury bonds	7.59%	20-Jul-26	544,929,137	548,747,077
10-year treasury bonds	7.59%	20-Jul-26	540,106,424	543,490,448
10-year treasury bonds	7.59%	20-Jul-26	539,080,019	542,372,454
15-year treasury bonds	13.97%	15-Aug-22	358,600,000	358,600,000
15-year treasury bonds	12.22%	9-Jan-23	304,000,000	304,000,000
15-year treasury bonds	11.75%	23-May-27	1,027,337,486	1,028,931,103
15-year treasury bonds	11.88%	19-Sep-27	66,600,000	66,600,000
15-year treasury bonds	11.93%	17-Oct-27	18,268,584	18,267,037
15-year treasury bonds	12.10%	29-Dec-27	16,617,659	16,618,916
15-year treasury bonds	12.20%	16-Jan-28	14,600,000	14,600,000
15-year treasury bonds	12.38%	20-Mar-28	8,195,291	8,195,080
15-year treasury bonds	12.40%	19-Jun-28	41,555,087	41,548,895
15-year treasury bonds	12.40%	24-Jul-28	16,930,808	16,927,899
15-year treasury bonds	12.42%	25-Sep-28	38,885,741	38,881,071
15-year treasury bonds	12.42%	23-Oct-28	26,092,262	26,087,921
15-year treasury bonds	11.47%	26-Nov-29	21,159,184	21,157,690
15-year treasury bonds	11.47%	26-Nov-29	32,679,936	32,673,270
20-year treasury bonds	12.16%	29-Aug-32	58,200,000	58,200,000
20-year treasury bonds	12.16%	26-Sep-32	28,400,000	28,400,000
20-year treasury bonds	12.16%	25-Oct-32	19,673,173	19,672,574
20-year treasury bonds	12.18%	28-Nov-32	9,274,667	9,274,111
20-year treasury bonds	12.28%	26-Dec-32	19,000,000	19,000,000
20-year treasury bonds	12.48%	27-Mar-33	13,871,835	13,871,260
20-year treasury bonds	12.48%	26-Jun-33	20,004,676	20,002,804
20-year treasury bonds	12.48%	25-Sep-33	19,407,043	19,405,280
20-year treasury bonds	12.33%	26-Dec-33	24,889,843	24,889,851
20-year treasury bonds	11.98%	29-Oct-34	37,066,856	37,064,553
20-year treasury bonds	11.98%	26-Nov-34	16,306,094	16,304,492
20-year treasury bonds	11.98%	26-Nov-34	28,108,691	28,106,567
Total of held to maturity (HTM) securities			**25,900,671,524**	**26,287,737,203**
Total of treasury bills and bonds (HFT and HTM)			**25,900,671,524**	**31,285,697,732**

		2017 Taka	2016 Taka
8.3	**Other investments -Subordinated Bonds**		
	Prime Bank 7 Years Bond	-	200,000,000
	Mutual Trust Bank Bond	-	75,000,000
	Dhaka Bank Bond	-	40,000,000
	National Bank Bond	-	40,960,000
	First Security Islami Bank Mudaraba Bond	280,000,000	120,000,000
		280,000,000	**475,960,000**
8.4	**Other investments - shares**		
	In shares (quoted and unquoted)		
	Quoted		
	RAK Ceramics (Bangladesh) Limited	5,664	5,664
		5,664	**5,664**
	Unquoted		
	Central Depository Bangladesh Limited	6,277,770	6,277,770
	Market Stabilization Fund (MSF) Asset Management Company Limited	5,000,000	5,000,000
		11,277,770	**11,277,770**
		11,283,434	**11,283,434**

8.5 Valuation of investments

	Cost / present value Taka	Market/present value at 31 Dec 2017 Taka
Government securities		
Treasury bills and bonds		
Held for trading (HFT)	-	4,997,960,529
Held to maturity (HTM)	25,900,671,524	26,287,737,203
Prize bonds	5,957,900	5,558,500
	25,906,629,424	**31,291,256,232**
Other investments		
Subordinated bonds		
First Security Islami Bank Mudaraba Bond	280,000,000	280,000,000
	280,000,000	**280,000,000**

Shares (Quoted and unquoted)

Quoted as at 31 December 2017	**Number of shares**	**Cost per share Taka**		
RAK Ceramics (Bangladesh) Limited	170	33.32	5,664	10,183
Sub total	**170**	**33.32**	**5,664**	**10,183**
Unquoted as at 31 December 2017				
Central Depository Bangladesh Limited	2,284,721	2.75	6,277,770	6,277,770
Market Stabilization Fund (MSF) Asset Management Company Limited	500,000	10.00	5,000,000	5,000,000
Sub total	**2,784,721**		**11,283,434**	**11,287,953**
Total of other investments	**2,784,891**		**291,283,434**	**291,287,953**
Total investments			**26,197,912,858**	**31,582,544,185**

		2017 Taka	2016 Taka
8.6	**Maturity grouping of investments**		
	Payable		
	On demand	646,329,143	11,002,458,600
	Within one to three months	301,054,432	487,243,434
	Within three to twelve months	620,024,727	-
	Within one to five years	5,840,154,797	11,113,844,630
	More than five years	18,790,349,760	9,174,953,002
		26,197,912,858	**31,778,499,666**

8.7 Disclosures for REPO and Reverse REPO transactions

In terms of the instructions contained in DOS Circular No. 6 dated 15 July 2010, the disclosures requirements for REPO and Reverse REPO transactions of the Bank are furnished below:

8.7.1 Disclosure regarding outstanding REPO as on 31 December 2017

SL No.	Name of the counter party	Agreement date	Reversal date	Amount (1st leg cash consideration)
	-	-	-	-

8.7.2 Disclosure regarding outstanding Reverse REPO as on 31 December 2017

SL No.	Name of the counter party	Agreement date	Reversal date	Amount (1st leg cash consideration)
	-	-	-	-

8.7.3 Disclosure regarding overall transactions of REPO and Reverse REPO for the year ended 31 December 2017

Particulars	Minimum outstanding during the year Taka	Maximum outstanding during the year Taka	Daily average outstanding during the year Taka
Securities sold under repo / ALS			
i) With Bangladesh Bank	-	-	-
ii) With other banks and financial institutions	-	-	-
Securities purchased under reverse repo			
i) From Bangladesh Bank	-	-	-
ii) From other banks and financial institutions	-	-	-

9. Loans and advances

Main Operation [Note 9.1]		
Loans, cash credits, overdrafts, etc.	191,235,070,845	161,604,799,911
Bills purchased and discounted	6,470,116,423	4,043,027,535
	197,705,187,268	**165,647,827,446**
Off-shore Banking Unit		
Loans, cash credits, overdrafts, etc.	666,737,816	810,947,527
Bills purchased and discounted	8,885,456,024	6,939,022,658
	9,552,193,840	**7,749,970,185**
Total loans and advances	**207,257,381,108**	**173,397,797,631**

		2017 Taka	2016 Taka
9.1	**Loans, cash credits, overdrafts etc. - Main Operation**		
	In Bangladesh		
	Overdraft	21,609,425,990	19,857,236,266
	Cash credit	43,158,407,264	46,031,393,256
	Export cash credit	16,641,311,409	15,516,564,255
	Transport loan	1,209,109,886	1,766,837,610
	House building loan	2,172,330,095	1,244,458,024
	Loan against trust receipt	4,406,465,108	6,300,107,014
	Term loan - industrial	60,654,766,122	44,876,698,889
	Term loan - other	29,917,901,497	20,099,619,806
	Payment against document - cash	80,203,923	231,466,581
	Payment against document - EDF	615,527,031	1,207,104,350
	Consumer Finance	10,179,768,756	3,881,634,939
	Staff loan	589,853,764	591,678,921
		191,235,070,845	**161,604,799,911**
	Outside Bangladesh	-	-
		191,235,070,845	**161,604,799,911**
	Bills purchased and discounted - Main Operation		
	Payable in Bangladesh		
	Inland bills purchased	6,416,673,400	3,984,735,262
	Payable outside Bangladesh		
	Foreign bills purchased and discounted	53,443,023	58,292,273
		6,470,116,423	**4,043,027,535**
	Total loans and advances	**197,705,187,268**	**165,647,827,446**
	Total loans and advances of the Bank includes outstanding amount against the Small and Medium Enterprises (SME) financing as follows **[Note 9.5]:**		
	Loans to Small and Medium Enterprise (SME) financing	26,268,300,235	23,720,499,207
9.2	**Net loans and advances including bills purchased and discounted**		
	Total loans and advances **[Note 9.1]**	197,705,187,268	165,647,827,446
	Less : Provision against loans and advances (specific and general) **[Note 9.9(b)]**	7,072,213,981	6,418,141,865
	Less : Cumulative balance of interest suspense account **[Note 14.1.4]**	2,582,802,096	2,148,422,267
		188,050,171,191	**157,081,263,314**
9.3	**Residual maturity grouping of loans and advances including bills purchased and discounted**		
	Payable		
	On demand	12,987,004,318	14,596,266,950
	Within one to three months	55,932,732,129	39,751,461,341
	Within three to twelve months	64,228,436,222	71,153,694,598
	Within one to five years	42,092,860,947	28,483,070,999
	More than five years	22,464,153,652	11,663,333,559
		197,705,187,268	**165,647,827,446**

		2017 Taka	2016 Taka
9.4	**Loans and advances including bills purchased and discounted are classified into the following broad categories- Main Operation**		
	a) Loans and advances		
	In Bangladesh		
	Loans	126,467,237,591	95,716,170,389
	Cash credit	43,158,407,264	46,031,393,256
	Overdraft	21,609,425,990	19,857,236,266
		191,235,070,845	**161,604,799,911**
	Outside Bangladesh	-	-
		191,235,070,845	**161,604,799,911**
	b) Bills purchased and discounted		
	Payable in Bangladesh	6,416,673,400	3,984,735,262
	Payable outside Bangladesh	53,443,023	58,292,273
		6,470,116,423	**4,043,027,535**
	Total (a+b)	**197,705,187,268**	**165,647,827,446**
9.5	**Loans and advances including bills purchased and discounted on the basis of significant concentration**		
i.	Loans and advances to the allied concerns of the directors	-	-
ii.	Advances to chief executive and other senior executives (AVP and above)	587,185,957	587,563,315
iii.	Advances to customers' group		
	Commercial lending	5,732,274,276	7,344,100,794
	Agricultural loan	3,547,547,634	2,578,596,561
	Export financing	1,998,636,903	1,503,446,480
	Consumer credit scheme	10,699,016,956	3,913,304,584
	Small and medium enterprise financing	26,268,300,235	23,720,499,207
	Staff loan (except Sl. No. ii)	2,667,807	4,115,606
	House building loan (other than the employees)	1,082,576,297	1,243,532,204
	Others	147,786,981,203	124,752,668,696
		197,118,001,311	**165,060,264,131**
		197,705,187,268	**165,647,827,446**

iii(a). **Disclosure on large loan**

Disclosures on large loan i.e. loan sanctioned to any individual or enterprise or any organization of a group amounting to 10% or more of the Bank's total capital and classified amount therein and measures taken for recovery of such loan have been furnished as under. Mentionable that, total capital of the Bank as at 31 December 2017 was Taka 26,106,678,161 against that of Taka 21,178,806,823 as at 31 December 2016.

iii (a.i)	Number of clients to whom loans and advances sanctioned each more than 10% of the Bank's total capital	40	41
iii (a.ii)	Amount of outstanding loans and advances [to the clients quoted in iii(a.i) above]	91,435,200,000	68,450,100,000
iii (a.iii)	Amount of classified loans and advances [out of the amount quoted in iii(a.ii) above]	-	-
iii (a.iv)	Measures taken for recovery [for the amount mentioned in iii(a.iii) above]	Not applicable	Not applicable

		2017 Taka	2016 Taka
9.6	**Industry-wise loans and advances including bills purchased and discounted**		
	Agriculture, fisheries and forestry	3,547,547,634	2,578,596,561
	Pharmaceutical industries	3,598,932,721	1,867,338,341
	Textile industries	66,539,369,379	61,230,322,986
	Ready- made garment industries	24,180,152,267	18,886,122,604
	Chemical industries	505,319,023	233,366,822
	Bank and other financial institutions	2,849,849,804	4,034,402,159
	Transport and communication	3,980,987,691	1,175,132,756
	Electronics and automobile industries	4,671,703,073	2,032,916,140
	Housing and construction industries	8,310,753,788	6,771,363,854
	Energy and power industries	585,844,106	529,711,540
	Cement and ceramic industries	2,385,094,169	1,579,685,840
	Food and allied industries	7,509,150,431	6,172,074,040
	Engineering and metal industries including ship breaking	8,267,716,300	5,514,221,542
	Service industries	8,232,283,234	7,500,780,667
	Other industries	52,540,483,647	45,541,791,595
		197,705,187,268	**165,647,827,446**
9.7	**Geographical location-wise loans and advances including bills purchased and discounted**		
	Urban		
	Dhaka Division	148,487,009,784	124,279,936,222
	Chittagong Division	15,979,171,327	14,216,047,016
	Khulna Division	2,975,840,126	1,746,852,612
	Rajshahi Division	1,312,554,353	1,312,288,567
	Barisal Division	280,621,543	130,214,840
	Sylhet Division	1,478,314,679	1,294,956,438
	Rangpur Division	1,276,867,344	1,128,107,972
	Mymensingh Division	22,169,619,085	19,125,202,345
		193,959,998,240	**163,233,606,011**
	Rural		
	Dhaka Division	2,931,648,356	1,987,196,073
	Chittagong Division	463,312,072	242,282,254
	Rajshahi Division	58,057,495	31,236,568
	Sylhet Division	117,686,698	91,518,133
	Mymensingh Division	174,484,407	61,988,407
		3,745,189,028	**2,414,221,435**
		197,705,187,268	**165,647,827,446**
9.8	**Broad economic sector-wise segregation of loans and advances including bills purchased and discounted**		
	Government and autonomous bodies	-	-
	Bank and financial institutions (public and private)	92,583,302	4,034,402,159
	Other public sector	2,849,849,804	132,263,858
	Private sector	194,762,754,162	161,481,161,429
		197,705,187,268	**165,647,827,446**

9.9 a) Classification of loans and advances including bills purchased and discounted

Status of loans and advances	Year					
	2017				2016	
	Outstanding amount (Taka)			Mix (%)	Total Outstanding amount (Taka)	Mix (%)
	Main Operation [Note 9.9.b]	Off-shore Banking Unit	Total			
Unclassified loans and advances						
Standard (including staff loans)	185,263,890,968	9,552,193,840	194,816,084,808	94.00%	159,305,264,601	91.87%
Special mention account	2,796,776,689	-	2,796,776,689	1.35%	5,093,502,835	2.94%
Total unclassified loans and advances	**188,060,667,657**	**9,552,193,840**	**197,612,861,497**	**95.35%**	**164,398,767,436**	**94.81%**
Classified loans and advances						
Substandard	152,284,623	-	152,284,623	0.07%	352,956,624	0.20%
Doubtful	141,353,913	-	141,353,913	0.07%	340,001,334	0.20%
Bad/loss	9,350,881,075	-	9,350,881,075	4.51%	8,306,072,236	4.79%
Total classified loans and advances	**9,644,519,611**	**-**	**9,644,519,611**	**4.65%**	**8,999,030,195**	**5.19%**
Total loans and advances	**197,705,187,268**	**9,552,193,840**	**207,257,381,108**	**100.00%**	**173,397,797,631**	**100.00%**

b) Classification and provisioning of loans and advances including bills purchased and discounted

Classification / Status of loans and advances	Amount of outstanding loans and advances as at 31 December 2017 (Taka)	Base for provision (Taka)	Percentage (%) of provision required as per Bangladesh Bank's directives	Amount of provision required as at 31 December 2017 (Taka)	Amount of provision required as at 31 December 2016 (Taka)
Unclassified loans and advances					
All unclassified loans (other than loans under small and medium enterprise, consumer financing and short term agricultural credit)	143,690,924,791	143,101,071,027	1%	1,449,952,519	1,233,052,636
Small and medium enterprise financing	25,115,354,755	25,115,354,755	0.25%	64,754,398	55,389,897
Consumer financing (other than housing finance under consumer financing scheme)	6,005,313,474	6,005,313,474	5%	300,265,674	195,052,930
Consumer Financing(Credit Card)	1,270,835,976	1,270,835,976	2%	25,416,720	
Consumer financing (for housing finance)	5,354,924,844	5,354,924,844	1%	53,549,248	40,843,262
Loans to BHs/MBs/SDs	449,727,014	449,727,014	2%	8,994,540	4,819,935
Short term agricultural credit	3,342,783,874	3,342,783,874	1%	33,427,839	64,464,914
Micro credit	34,026,240	34,026,240	1%	340,262	
	185,263,890,968	**184,674,037,204**		**1,936,701,200**	**1,593,623,574**
Special mention account					
All unclassified loans (other than loans under small enterprise and consumer financing)	2,544,813,012	2,544,813,012	1%	25,448,130	47,234,698
Small & Medium enterprise financing	164,532,878	164,532,878	0.25%	411,332	591,682
Consumer financing (other than housing finance under consumer financing scheme)	71,076,340	71,076,340	5%	3,553,817	3,954,126
Consumer Financing(Credit Card)	14,573,981	14,573,981	2%	291,480	
Consumer financing (for housing finance)	1,780,478	1,780,478	1%	17,805	1,085,558
	2,796,776,689	**2,796,776,689**		**29,722,564**	**52,866,064**
	188,060,667,657	**187,470,813,893**		**1,966,423,764**	**1,646,489,638**
Classified loans and advances					
Substandard	152,284,623	55,744,056	20%	11,148,811	48,387,667
Doubtful	141,353,913	53,002,892	50%	26,501,446	28,433,697
Bad /loss	9,350,881,075	5,031,264,938	100%	5,031,264,938	4,684,578,840
	9,644,519,611	**5,140,011,886**		**5,068,915,195**	**4,761,400,204**
	197,705,187,268	**192,610,825,779**		**7,035,338,959**	**6,407,889,842**
Total provision maintained				7,072,213,981	6,418,141,865
Total provision surplus				**36,875,022**	**10,252,023**

		2017 Taka	2016 Taka
b.1)	**Total provision required**		
	Main Operation (i)	7,035,338,959	6,407,889,842
	Off-shore Banking Unit (ii)	95,521,938	77,499,702
		7,130,860,897	**6,485,389,543**
	Total provision maintained		
	Main Operation (iii)	7,072,213,981	6,418,141,865
	Off-shore Banking Unit (iv)	95,693,755	77,499,755
		7,167,907,736	**6,495,641,620**
	Total provision surplus		
	Main Operation (iii-i)	36,875,022	10,252,023
	Off-shore Banking Unit (iv-ii)	171,817	53
		37,046,839	**10,252,077**

c) Disclosure on large loan restructuring

The Bank has not any restructured large loan facilities in 2017.

9.10 Particulars of loans and advances including bills purchased and discounted

i)	Loans considered good in respect of which the banking company is fully secured	173,123,642,877	132,169,254,736
ii)	Loans considered good for which the banking company holds no other security other than the debtor's personal guarantee	10,997,449,042	6,837,100,364
iii)	Loans considered good and secured by the personal undertakings of one or more parties in addition to the personal guarantee of the debtors	13,584,095,349	26,641,472,346
iv)	Loans adversely classified; provision not maintained there against	-	-
		197,705,187,268	165,647,827,446
v)	Loans due by directors or officers of the banking company or any of them either separately or jointly with any other persons *	589,853,764	591,678,921
vi)	Loans due from companies or firms in which the directors of the banking company have interests as directors, partners or managing agents or in case of private companies as members	-	-
vii)	Maximum total amount of advances, including temporary advances made at any time during the year to directors or managers or officers of the banking company or any of them either separately or jointly with any other persons	589,853,764	591,678,921
viii)	Maximum total amount of advances, including temporary advances granted during the year to the companies or firms in which the directors of the banking company have interests as directors, partners or managing agents or in the case of private companies as members	7,000,000	-



		2017 Taka	2016 Taka
ix)	Due from other banking companies	-	-
x)	Amount of classified loans on which interest has not been charged	9,350,881,075	8,306,072,236
a.i)	Increase/(decrease) in specific provision	330,621,364	1,986,434,409
a.ii)	Amount of loan written-off during the year	1,080,296,141	407,892,546
a.iii)	Amount realized against loan previously written-off	749,684,433	493,980
b)	Amount of provision kept against loan classified as 'bad/loss' on the date of preparing the balance sheet	5,031,264,938	4,684,578,840
c)	Interest creditable to the interest suspense account (during the year)	1,895,926,701	1,545,038,895

*** Amount represents loans to employees of the Bank only.**

xi)	a) Cumulative amount of written-off loan		
	Opening balance	1,523,093,332	1,115,694,766
	Add: Amount written-off during the year	1,080,296,141	407,892,546
	Less: Amount realized against written-off loan during the year	749,684,433	493,980
	Less: Amount waiver / adjustment against written-off loan during the year	569,496,141	-
	Balance as on 31 December	1,284,208,899	1,523,093,332
	b) Amount realized against loan previously written - off	749,684,433	493,980
	c) Amount of written-off loan for which lawsuit has been filed for its recovery	1,284,208,899	1,523,093,332

9.11 Bills purchased and discounted

Payable		
In Bangladesh	6,416,673,400	3,984,735,262
Outside Bangladesh	53,443,023	58,292,273
	6,470,116,423	**4,043,027,535**

9.11.1 Bills purchased and discounted on the basis of the residual maturity grouping

Payable		
Within one month	2,732,799,517	1,384,372,210
More than one month but less than three months	2,708,360,977	1,859,772,567
More than three months but less than six months	1,028,955,929	798,882,758
Above six months	-	-
	6,470,116,423	**4,043,027,535**

AMAR STOCK

9.12 Litigation filed by the Bank

As of the reporting date, the Bank filed lawsuit against recovery of its defaulted loans and advances as under:

Name of the Branch	Lawsuit filed for recovery of loans and advances outstanding as at 31 December	
	2017	2016
Local Office	985,223,530	1,629,544,529
Agrabad Branch	258,568,856	263,137,720
Banani Branch	9,704,086	5,615,756
Nababpur Branch	9,743,576	8,741,410
Motijheel (Foreign Exchange) Branch	282,596,656	282,596,656
Narayangonj Branch	1,527,775	82,325,845
Kawran Bazar Branch	137,984,016	122,890,177
Shantinagar Branch	498,931	196,923
Baburhat Branch	3,285,292,143	1,271,388,693
Dhanmondi Branch	817,766,775	1,173,118
Patherhat Branch	470,555	-
Mohakhali Branch	166,827,630	166,827,630
Gulshan Branch	295,386,945	294,965,283
Khulna Branch	1,581,044	1,755,044
Sylhet Branch	17,835,165	18,499,578
Board Bazar Branch	174,905,286	174,905,286
Netaigonj Branch	306,017	-
Elephant Road Branch	300,432	300,432
Shimrail Branch	241,033	241,033
O. R. Nizam Road Branch	65,443,008	65,443,008
Joypara Branch	2,550,077	2,526,447
Biswanath Branch	2,858,255	-
Moulvibazar Branch	606,985	122,222
Muradpur Branch	70,315,744	55,417,618
Rajshahi Branch	1,971,743	1,971,743
Savar Bazar Branch	309,483	309,483
Gazipur Chowrasta Branch	211,370	211,370
Imamgonj Branch	83,628	83,628
Feni Branch	3,113,639	-
Jubilee Road Branch	3,032,995	3,279,755
Kadamtoli Branch	5,363,876	4,854,337
Cox's Bazar Branch	417,858	417,858
Lohagara Branch	911,362	1,546,782
Ring Road Branch	872,145	872,145
Fatikchari Branch	4,100,027	4,100,027
Goalabazar Branch	2,794,485	3,522,423
Khatungonj Branch	27,723,621	27,630,089
Beani Bazar Branch	869,093	869,093
Chhatak Branch	568,000	568,000
Rangpur Branch	2,094,515	2,094,515
Halishahar Branch	14,957,104	14,587,452
Basurhat Branch	4,679,841	-
Sreemongal Branch	268,789	268,789
Bhairab Branch	155,200	329,950
Gobindagonj Branch	2,598,261	1,133,711
Tongi Branch	4,690,250	4,690,250
Satkhira Branch	5,362,763	5,952,763
Meghula SME / Agriculture Branch	758,000	1,000,000
Habiganj Branch	2,074,090	2,074,090
Shahjalal Uposhohar Branch	1,361,545	-
Bijoynagar Branch	24,394,454	-
Raozan SME / Agriculture Branch	589,375	1,361,545
Progoti Shoroni Branch	58,656,143	-
Digpait Branch	1,035,000	-
Borolekha Branch	171,473	171,473
Naogaon Branch	697,459	697,459
Total	**6,765,422,107**	**4,533,213,139**

AMARSTOCK

		2017 Taka	2016 Taka
10.	**Fixed assets at cost or revalued amount including land, building, furniture and fixtures-**		
	Main Operation [Note 10.1]		
	Total cost	12,826,322,940	11,215,668,937
	Less: Accumulated depreciation	7,393,209,368	6,343,801,962
		5,433,113,572	**4,871,866,975**
	Off-shore Banking Unit		
	Total cost	101,633	101,633
	Less: Accumulated depreciation	101,551	101,551
		82	**82**
	Total Fixed assets at cost or revalued	**5,433,113,654**	**4,871,867,057**
	Details are shown in Annexure-A		
10.1	**Fixed assets at cost or revalued amount including land, building, furniture and fixtures**		
	Land	748,360,000	748,360,000
	Building	399,543,957	399,543,957
	Interior decoration	1,046,405,929	946,202,143
	Furniture and fixtures	348,152,250	315,212,029
	Other machinery and equipment	1,899,302,350	1,562,898,392
	Computer equipment	3,721,177,496	2,922,149,299
	Computer software	431,961,950	391,944,979
	Motor vehicles	538,061,835	399,368,525
	ATM Booth	1,037,508,902	979,321,342
	ATM/Fast Track (Deposit Machine)	2,655,653,680	2,550,473,680
	Books	194,591	194,591
		12,826,322,940	**11,215,668,937**
	Less: Accumulated depreciation	7,393,209,368	6,343,801,962
		5,433,113,572	**4,871,866,975**
11.	**Other assets**		
	Main Operation		
	Income generating other assets **(Note 11.1.a)**	-	-
	Non-income generating other assets **(Note 11.1.b)**	17,088,188,517	14,386,780,379
		17,088,188,517	**14,386,780,379**
	Off-shore Banking Unit	31,970,723	16,387,601
	Less: Inter Bank transactions **[Note 14]**	(79,576,215)	(74,863,337)
	Total Other assets	**17,040,583,025**	**14,328,304,643**
11.1.a	**Income generating other assets**		
	i) Investment in shares of subsidiary companies:		
	In Bangladesh	-	-
	Outside Bangladesh	-	-
		-	-

			2017 Taka	2016 Taka
11.1.b	**Non-income generating other assets**			
	i)	Stationery, stamps, printing materials in stock	168,540,016	136,479,702
	ii)	Advance rent and advertisement	584,216,572	641,272,498
	iii)	Interest accrued on investment but not collected, commission and brokerage receivable on shares and debentures and other income receivable	858,865,511	848,266,647
	iv)	Security deposits	17,961,785	13,018,436
	v)	Preliminary, formation and organization expenses, renovation/ development expenses and prepaid expenses	947,085,157	1,688,585,620
	vi)	Branch adjustment (net)	8,037,461	5,639,176
	vii)	Suspense account	(4,685,242)	(8,800,498)
	viii)	Silver	-	-
	ix)	Others **[Note 11.2]**	14,508,167,257	11,062,318,798
			17,088,188,517	**14,386,780,379**
11.2	**Break-up of others**			
	Encashment of Sanchaya Patra (awaiting realization)		352,879,636	331,338,472
	Advance tax **[Note 11.2.1]**		10,074,401,386	7,772,859,414
	Deferred tax **[Note 11.2.2]**		2,085,282,270	1,846,326,012
	Sundry assets **[Note 11.2.3]**		1,995,603,965	1,111,794,900
			14,508,167,257	**11,062,318,798**

11.2.1 Advance tax

The amount is stated after adjustment of advance income tax against final assessment orders for the accounting years 1996, 1997, 2001, 2002, 2003, 2004, 2005, 2006, 2007, 2008 and 2009. **[Note 14.1.2 and 14.1.2.2]**

11.2.2 Deferred tax

Opening balance	1,846,326,012	1,155,454,898
Add: Deferred tax assets / (liability) for the year **[Note11.2.2.1]**	238,956,258	690,871,114
Closing balance	**2,085,282,270**	**1,846,326,012**

11.2.2.1 Detail calculation of deferred tax asset / (liability)

In terms of instructions contained in BRPD Circular No. 11 dated 12 December 2011 and provision of **Bangladesh Accounting Standard (BAS) - 12, " Taxation",** the detail calculation of deferred tax asset / (liability) of the Bank is furnished as under:

i) Temporary timing difference in written down value (WDV) of Fixed Assets

Accounting written down value [carrying amount] of fixed assets (excluding value of land) **[A]**	4,518,789,636	3,952,352,928
Written down value of fixed assets as per Tax (Tax base) as of the balance sheet date (excluding value of land) **[B]**	3,936,910,081	3,458,904,092
Temporary timing difference in Accounting WDV and Tax WDV (excluding value of land) [B - A]	(581,879,555)	(493,448,836)



		2017 Taka	2016 Taka
ii)	**Temporary timing difference in provision for other classified assets [Note 14.1.1]**	484,893,000	104,893,000
iii)	**Temporary timing difference in specific provision for loans and advances [Note 14.1.3(A)]**	5,100,192,229	4,769,570,865
iv)	**Temporary timing difference in provision for Gratuity [Note 14.1]**	210,000,000	234,800,000
Total amount of temporary timing differences in assets / (liabilities) [i+ii+iii] [C]		**5,213,205,674**	**4,615,815,029**
Effective tax rate **[D]**		40.00%	40.00%
Deferred tax asset / (liability) [C X D]		**2,085,282,270**	**1,846,326,012**
Deferred tax (liability) / asset for the year **[Note 11.2.2]**		**238,956,258**	**690,871,114**

v) Detail description of deferred tax asset recognized on specific loan loss provision

a) Amount of deferred tax asset recognized on specific loan loss provision

Temporary timing difference in specific provision for loans and advances	5,100,192,229	4,769,570,865
Effective tax rate	40.00%	40.00%
Deferred tax asset recognized	**2,040,076,892**	**1,907,828,346**

b) Method of calculation	As per BAS -12 and Income Tax Ordinance, 1984	As per BAS -12 and Income Tax Ordinance, 1984

c) Year of origin of deferred tax asset on specific loan loss provision

2007	229,694,727	229,694,727
2008	(20,889,786)	(20,889,786)
2009	106,847,212	106,847,212
2010	60,085,384	60,085,384
2011	75,234,728	75,234,728
2012	132,159,371	132,159,371
2013	393,254,949	393,254,949
2014	313,950,178	313,950,178
2015	(177,082,181)	(177,082,181)
2016	794,573,764	794,573,764
2017	132,248,546	-
Total as at 31 December	**2,040,076,892**	**1,907,828,346**

As per BRPD Circular no. 11 dated 12 December 2011, the above amount of deferred tax originated against specific loan loss provision and included in the accumulated retained earning is not distributable as dividend.

d)	**Amount recognized and realized in the financial statements for the year**	**132,248,546**	**794,573,764**

e) Expected time of adjustment of deferred tax asset recognized against specific loan loss provision

Temporary timing difference in terms of specific provision against loans and advances will be adjusted in future when the "loans and advances" will be recovered or written-off.

		2017 Taka	2016 Taka
11.2.3	**Sundry assets**		
	Sundry debtors	68,100,883	82,396,350
	Cash remittance	83,485,115	168,827,393
	Others	1,844,017,967	860,571,157
		1,995,603,965	**1,111,794,900**
12.	**Borrowings from other banks, financial institutions and agents- Consolidated**		
	Main Operation **[Note 12.1]**	22,229,159,570	16,897,769,257
	Off-shore Banking Unit	13,460,891,653	10,433,779,680
	Less: Inter Bank transactions **[Note 6]**	(10,555,244,585)	(11,984,648,482)
		25,134,806,638	**15,346,900,455**
12.1	**Borrowings from other banks, financial institutions and agents- Main operation**		
	a) In Bangladesh		
	Secured		
	Refinance from Bangladesh Bank		
	Housing **[Note 12.3]**	10,777,804	14,488,988
	Investment Promotion and Financing Facility (IPFF) **[Note 12.3]**	-	-
	Export Development Fund (EDF)	14,473,454,008	13,892,564,091
	Small and Medium Enterprise (SME) **[Note 12.2 , 12.3]**	62,499,405	45,580,893
	Financial Sector Support Project (FSSP)	119,392,204	-
		14,666,123,421	**13,952,633,972**
	Unsecured		
	Call Money Borrowing		
	From other Banks, Financial Institutions and Agents	-	-
	Credit lines		
	From Rupantarita Prakritik Gas Company Limited (RPGCL)	30,472,504	71,681,760
	From Others Bank	3,500,000,000	-
	From BASIC Bank Limited	10,337,500	112,150,635
	From Off-shore Banking Unit, Dutch-Bangla Bank Limited	4,022,226,145	2,761,302,890
		7,563,036,149	**2,945,135,285**
		22,229,159,570	**16,897,769,257**
	b) Outside Bangladesh		
	Secured	-	-
	Unsecured		
	Others	-	-
		-	-
	Total (a+b)	**22,229,159,570**	**16,897,769,257**
12.2	**Small and Medium Enterprise (SME)**		
	Refinance facility (ies) availed from Bangladesh Bank under the following schemes for Small and Medium Enterprises :		
	Asian Development Bank Fund **[Note 12.3]**	2,615,625	6,845,625
	International Development Agency (IDA) and Enterprise Growth and Bank Modernization Programme (EGBMP) Fund **[Note 12.3]**	-	57,143
	Women Entrepreneur Fund **[Note 12.3]**	54,283,780	33,678,125
	10 Taka Account Fund **[Note 12.3]**	5,600,000	5,000,000
		62,499,405	**45,580,893**

		2017 Taka	2016 Taka

12.3 Assets pledged as security for liability

As at the reporting date of these financial statements, the Bank had no assets pledged as security except the Balance with Bangladesh Bank (local currency) against liability of refinance facility availed from Bangladesh Bank under the Housing Loan, Investment Promotion and Financing Facility (IPFF), Small & Medium Enterprising Financing under Asian Development Bank Fund, International Development Agency (IDA) and Enterprise Growth and Bank Modernization Programme (EGBMP) Fund, Women Entrepreneur Fund and 10 Taka Account Fund by the Bank. **[Note 12.1]**

12.4 Residual maturity grouping of borrowings from other banks, financial institutions and agents

Repayable		
Within one month	6,325,896,942	994,506,629
Over one month but within three months	4,950,559,662	4,950,559,662
Over three months but within twelve months	5,701,900,186	4,701,900,186
Over one year but within five years	3,728,377,004	4,728,377,004
More than five years	1,522,425,776	1,522,425,776
	22,229,159,570	**16,897,769,257**

13. Deposits and other accounts

Main Operation **[Note 13.1]**	233,765,301,382	207,185,340,893
Off-shore Banking Unit	31,055,986	48,624,470
	233,796,357,368	**207,233,965,363**

13.1 Deposits and other accounts - Main Operation

Current deposits and other accounts		
Current deposits	39,662,324,977	31,533,275,796
Foreign currency deposits	1,864,491,922	1,421,786,722
Sundry deposits **[Note 13.2]**	9,730,913,484	10,081,188,628
	51,257,730,383	**43,036,251,146**
Bills payable		
Payment order	3,668,407,317	3,770,600,641
Demand draft	27,168,429	19,877,765
	3,695,575,746	**3,790,478,406**
Savings bank deposits	**110,348,053,558**	**95,377,348,042**
Term deposits		
Fixed deposits	45,048,710,534	45,447,175,897
Special notice deposits	23,288,256,088	19,397,274,804
Non resident foreign currency deposits	2,761,461	2,702,945
Resident foreign currency deposits	75,301,430	57,399,841
Monthly term deposits	48,912,182	76,709,812
	68,463,941,695	**64,981,263,299**
	233,765,301,382	**207,185,340,893**

AMAR STOCK

		2017 Taka	2016 Taka
13.2	**Details of sundry deposits**		
	Margin on irrevocable letters of credit	695,649,676	634,791,690
	Margin on letters of guarantee	250,944,969	266,030,112
	Margin on inward foreign documentary bills for collection (IFDBC)	346,767,394	380,123,552
	Sundry deposit on foreign bills purchased awaiting for realization (FBPAR)	6,077,562,336	5,860,881,903
	Sundry deposit - withholding tax -IT	230,476,769	304,151,299
	Sundry deposit - excise duty	310,821,573	484,991,502
	Sundry deposit - withholding tax -VAT	161,572,238	137,134,869
	Sundry deposits-sale proceeds of Sanchay Patra	6,800,000	64,962,484
	Interest payable on deposit accounts	459,011,293	568,176,883
	Deposits on lease finance	-	200,000
	Others sundry deposits	1,191,307,236	1,379,744,334
		9,730,913,484	**10,081,188,628**
13.3	**Segregation of deposits and other accounts**		
	Other than inter-bank deposits	233,750,162,220	207,176,308,722
	Inter-bank deposits **[Note 13.7]**	15,139,162	9,032,171
		233,765,301,382	**207,185,340,893**
13.4	**Residual maturity grouping of deposits and other accounts**		
(a)	**Other than inter-bank deposits**		
	Repayable		
	On demand	23,497,660,033	33,933,806,533
	Within one month	12,427,613,153	20,427,613,153
	Over one month but within six months	73,667,110,363	57,667,110,364
	Over six months but within one year	42,966,134,120	41,966,134,120
	Over one year but within five years	45,937,544,725	37,937,544,725
	Over five years but within ten years	35,254,099,826	15,244,099,826
		233,750,162,220	**207,176,308,722**
(b)	**Inter-bank deposits [Note 13.6]**		
	Repayable		
	On demand	1,214,060	724,320
	Within one month	9,911,733	5,913,436
	Over one month but within six months	4,013,369	2,394,415
	Over six months but within one year	-	-
	Over one year but within five years	-	-
	Over five years but within ten years	-	-
		15,139,162	**9,032,171**
	Total (a+b)	**233,765,301,382**	**207,185,340,893**
13.5	**Unclaimed deposits for ten (10) years and more held by the Bank**	-	-
		-	-

	2017 Taka	2016 Taka

13.6 As at the reporting date of these financial statements, there were no valuable items unclaimed for ten (10) years or more held by the Bank.

13.7 Details of inter-bank deposits

In current deposits account		
Al-Arafah Islami Bank Limited	3,181,553	740,893
Prime Bank Limited	-	-
Southeast Bank Limited	8,135	9,975
	3,189,688	**750,868**
In special notice deposits account		
Janata Bank Limited	54,855	56,061
Dhaka Bank Limited	10,692,245	6,867,770
Mutual Trust Bank Limited	66,081	64,831
National Credit and Commerce Bank Limited	131,148	154,115
Prime Bank Limited	882,944	862,673
ICB Islami Bank Limited	110,137	108,167
Bank Asia Limited	-	-
The City Bank Limited	11,493	82,649
First Security Islami Bank Limited	571	1,671
The Trust Bank Limited	-	83,366
	11,949,474	**8,281,303**
	15,139,162	**9,032,171**

13.8 Sector-wise break up of deposits and other accounts

Deposit and other accounts	Year			
	2017		2016	
	Outstanding amount (Taka)	Mix (%)	Outstanding amount (Taka)	Mix (%)
a) Other than inter-bank deposits				
Government institutions	1,109,609,000	0.47%	1,110,995,000	0.54%
Autonomous and semi autonomous bodies	759,020,000	0.32%	782,208,000	0.38%
Public non-financial corporations	5,833,056,000	2.50%	5,505,865,000	2.66%
Local authorities	580,166,000	0.25%	578,132,000	0.28%
Non-bank depository corporations-public	156,478,000	0.07%	158,395,000	0.08%
Other financial intermediaries-public	25,171,000	0.01%	25,167,000	0.01%
Insurance companies and pension funds - public	10,792,000	0.00%	16,392,000	0.01%
Private sector (including individual public deposit)	225,275,870,220	96.37%	198,999,154,722	96.02%
	233,750,162,220	**99.99%**	**207,176,308,722**	**99.98%**
b) Inter-bank deposits [Note 13.7]				
State-owned commercial banks (SCBs)	54,855	0.00%	56,061	0.00%
Specialised banks (SBs)	-	0.00%	-	0.00%
Private commercial banks (PCBs)	15,084,307	0.01%	8,976,110	0.02%
	15,139,162	**0.01%**	**9,032,171**	**0.02%**
Total (a+b)	**233,765,301,382**	**100.00%**	**207,185,340,893**	**100.00%**

AMARSTOCK

		2017 Taka	2016 Taka
14.	**Other liabilities**		
	Main Operation **[Note 14.1]**	25,670,560,215	20,779,319,601
	Off-shore Banking Unit	189,611,889	139,246,609
	Less: Inter Bank transactions **[Note 11]**	(79,576,215)	(74,863,337)
		25,780,595,889	**20,843,702,873**

		Notes		
14.1	**Other liabilities- Main operation**			
	Unclaimed dividends		336,951,067	247,344,005
	Provision for expenses		248,549,322	183,082,761
	Contribution to Dutch-Bangla Bank Limited Employees' Superannuation Fund		120,000,000	12,500,000
	Contribution to Dutch-Bangla Bank Limited Employees' Gratuity Fund		210,000,000	234,800,000
	Provision for interest on credit lines, refinance scheme and subordinated debt		252,784,356	195,703,324
	Provision for classified assets	14.1.1	484,893,000	104,893,000
	Provision for taxation	14.1.2	13,466,859,777	10,389,863,042
	Accumulated provision for loans and advances including off-balance sheet exposures	14.1.3	7,777,228,899	7,018,658,683
	Cumulative balance of interest suspense account	14.1.4	2,582,802,096	2,148,422,267
	Others		190,491,698	244,052,519
			25,670,560,215	**20,779,319,601**

14.1.1	**Provision for classified assets**		
	Provision for other classified assets **[Note 14.1.1.1]**	484,893,000	104,893,000
	Provision for nostro accounts **[Note 14.1.1.2]**	-	-
		484,893,000	**104,893,000**

14.1.1.1 Provision for other classified assets

As per BRPD Circular No. 14 dated 25 June 2001, the following amount has been provided in the financial statements of the Bank as provision for other classified assets (legal expenses recoverable from the defaulted borrowers):

Opening balance	104,893,000	84,893,000
Add: Provision made for the year	380,000,000	20,000,000
Closing balance	**484,893,000**	**104,893,000**

14.1.1.2 Provision for nostro accounts

As per instructions contained in the Circular Letter No. FEPD (FEMO)/01/2005-677 dated 13 September 2005 issued by Foreign Exchange Policy Department of Bangladesh Bank, following provision has been made against the un-reconciled debit balance of nostro accounts:

Opening balance	-	-
Add: Adjustment during the year	-	-
Closing balance	-	-



		2017 Taka	2016 Taka
14.1.2	**Provision for taxation**		
	Current tax		
	Opening balance	10,389,863,042	8,240,134,526
	Add: Provision made for the year **[Note 14.1.2.1]**	3,076,996,735	2,149,728,516
	Less: Adjustment made against Advance Tax/Adjustment made against final assessment orders by the Deputy Commissioner of Taxes or the Appellate Authority.	-	-
	Closing balance **[Note 14.1.2.2]**	**13,466,859,777**	**10,389,863,042**
14.1.2.1	**Current tax - Provision for the year**		
	Provision made for the current year on taxable income	3,076,996,735	2,149,728,516
	Adjustment for the previous year	-	-
		3,076,996,735	**2,149,728,516**

14.1.2.2 Assessment of income tax has been finalized with the tax authority for the accounting years 1996, 1997, 2001, 2002, 2003, 2004, 2005, 2006, 2007, 2008 and 2009. **[Note 11.2.1]**

Final assessment of income tax for accounting years 1998, 1999, 2000, 2010, 2011 and 2012 are pending with Appellate Authorities. Full tax provision has been made in the accounts for the respective years based on the latest assessment orders made by the Deputy Commissioner of Taxes or Appellate Authorities.

14.1.3 Accumulated provision for loans and advances and Off-balance sheet exposures

(A) Specific provision for bad and doubtful loans and advances

Opening balance	4,769,570,865	2,783,136,456
Less : Fully provided debt written-off	-	-
Add: Recoveries of amounts previously written-off	766,552,103	502,680
Add: Specific provision for the year	(435,930,739)	1,985,931,729
Less: Recoveries and Provision no longer required	-	-
Add: Net charge to profit and loss account	-	-
Provision held at the end of the year **[Note 9.9(b)]**	**5,100,192,229**	**4,769,570,865**

(B) General provision

General provision against unclassified loans and advances

Opening balance	1,648,571,000	1,435,371,000
General provision for the year	323,450,752	213,200,000
Provision held at the end of the year **[Note 9.9(b)]**	**1,972,021,752**	**1,648,571,000**

General provision against Off-balance sheet exposures

As per the instructions contained in BRPD Circular No. 8 dated 7 August 2007 and BRPD Circular No. 10 dated 18 September 2007, following provision has been made against the Off-balance sheet exposures of the Bank:

Opening balance	600,516,818	550,149,549
Add: Provision made for the year	104,498,100	50,367,269
Provision held at the end of the year	**705,014,918**	**600,516,818**
	2,677,036,670	**2,249,087,818**
Total (A) + (B)	**7,777,228,899**	**7,018,658,683**

(C) General provision against unclassified loans and advances

Main Operation	1,972,021,752	1,648,571,000
Off-Shore Banking Unit	95,693,755	77,499,755
	2,067,715,507	**1,726,070,755**

		2017 Taka	2016 Taka
14.1.4	**Cumulative balance of interest suspense account**		
	Opening balance	2,148,422,267	1,552,447,367
	Add: Amount transferred to interest suspense account during the year	1,895,926,701	1,545,038,895
	Less: Amount recovered from interest suspense account during the year	1,127,320,873	885,451,270
	Less: Amount written-off/waived during the year	334,225,999	63,612,725
	Balance at the end of the year	**2,582,802,096**	**2,148,422,267**

15. Subordinated debt

Subordinated debt - Taka 642,252,440

The Bank arranged a subordinated debt from FMO, the Netherlands totaling Taka 642,252,440 equivalent to EURO 6.6 million for a term of ten years to strengthen the capital base of the Bank. Principal amount of Taka 642,252,440 has been restructured in 2010 with the approval of Bangladesh Bank. The principal amount is repayable in five (5) equal yearly installments, last installment of which is payable on 15 December 2018.

The interest rate for the Subordinated debt is fixed at 7% p.a.	128,450,488	256,900,976

Subordinated debt - Taka 1,934,375,000

The Bank arranged a subordinated debt from FMO, the Netherlands for USD 25 million equivalent to Taka 1,934,375,000 for a term of six years to strengthen the Tier-2 capital as well as total capital of the Bank during December 2013 with the approval of Bangladesh Bank. The principal amount is repayable in eight (8) equal half-yearly installments with two years moratorium, last installment of which is payable on 15 February 2020.

The interest rate for the subordinated debt is six (6) month LIBOR plus 5% margin p.a.	1,292,187,500	1,721,610,625

Subordinated debt - Taka 1,934,375,000

The Bank arranged a subordinated debt from DEG, Germany for USD 25 million equivalent to Taka 1,934,375,000 for a term of six years to strengthen the Tier-2 capital as well as total capital of the Bank during June 2014 with the approval of Bangladesh Bank. The principal amount is repayable in eight (8) equal half-yearly installments with two years moratorium, last installment of which is payable on 15 August 2020.

	1,292,187,500	1,721,610,625

The interest rate for the subordinated debt is six (6) month LIBOR plus 5% margin p.a.

Subordinated debt - Taka 5,000,000,000

The Bank arranged a subordinated debt from six scheduled local banks for Taka 5,000,000,000 for a term of seven years to strengthen the Tier-2 capital as well as total capital of the Bank during June 2017 with the approval of Bangladesh Bank. The principal amount is repayable in five (5) equal installments with two years moratorium, last installment of which is payable on 14 June 2024.

	5,000,000,000	-

The interest rate for the subordinated debt is approximately @ 8.4% p.a.

Total	**7,712,825,488**	**3,700,122,226**

As per BRPD Circular No. 13 dated 14 October 2009, BRPD Circular No. 35 dated 29 December 2010 and Letter No. BRPD(BIC)661/14B(P)/2010-340 dated 22 December 2010, FEPD (external debts & grants section)/701/K-1/2013-463 dated 17 December 2013 and Letter No. BRPD(BIC)661/148(P)/2013/2560 dated 30 December 2013 issued by Bangladesh Bank, the above noted debt capital (Subordinated debt) is considered as a component of supplementary capital (Tier 2 capital) of the Bank within the regulatory limits. **[Note 16.6.5].**



		2017 Taka	2016 Taka
15.1	**Residual maturity grouping of subordinated debt**		
	Repayable		
	Within one month	-	-
	Over one month but within three months	-	491,888,750
	Over three months but within twelve months	1,162,200,000	620,339,238
	Over one year but within five years	4,550,625,488	2,587,894,238
	More than five years	2,000,000,000	-
		7,712,825,488	**3,700,122,226**
16.	**Share capital**		
16.1	**Authorized share capital**		
	400,000,000 ordinary shares of Taka 10 each.	**4,000,000,000**	**4,000,000,000**
16.2	Issued, subscribed and fully paid up share capital		
	200,000,000 ordinary shares of Taka 10 each.	**2,000,000,000**	**2,000,000,000**
16.2.1	**Raising of capital**		
	The paid-up share capital of the Bank was raised in the following manner:		
	From the sponsor shareholders before IPO		
	By issuing of 1,800,000 ordinary shares of Taka 100 each	180,000,000	180,000,000
	Through Initial Public Offering (IPO)		
	The Bank raised Taka 22,135,000 through initial public offering in the year 2001 against issuance of 221,350 ordinary shares of Taka 100 each	22,135,000	22,135,000
	The premium of Taka 50 was also applied for 221,350 shares against face value of Taka 100 each **[Note 17]**		
	Bonus shares		
	Bonus shares @3.94719 against 1 existing share of Taka 100 each for the year 2007	797,865,000	797,865,000
	Bonus shares @0.50 against 1 existing share of Taka 100 each for the year 2008	500,000,000	500,000,000
	Bonus shares @0.333 against 1 existing share of Taka 100 each for the year 2009	500,000,000	500,000,000
		2,000,000,000	**2,000,000,000**

16.3 Particulars of fully paid up share capital as at 31 December are as follows

Categories	2017			2016
	Number of shares	Percentage (%) of holding	Value (Taka)	Value (Taka)
Local sponsors	122,634,240	61.32%	1,226,342,400	1,226,342,400
Foreign sponsors	51,348,900	25.67%	513,489,000	513,489,000
General Public shares	26,016,860	13.01%	260,168,600	260,168,600
Total	**200,000,000**	**100.00%**	**2,000,000,000**	**2,000,000,000**

FMARSTOCK

16.4 Range-wise shareholdings as at 31 December 2017 are as follows

Range of holding of shares	Number of shareholders	Percentage (%) of holding of shares	Number of shares
Less than 500	2,057	0.14%	279,400
500 to 5,000	2,591	1.83%	3,668,504
5,001 to 10,000	179	0.68%	1,353,731
10,001 to 20,000	91	0.65%	1,300,633
20,001 to 30,000	31	0.39%	771,107
30,001 to 40,000	14	0.24%	489,658
40,001 to 50,000	13	0.30%	608,661
50,001 to 100,000	25	0.96%	1,923,297
100,001 to 1,000,000	32	6.40%	12,799,166
Over 1,000,000	12	88.40%	176,805,843
Total	**5,045**	**100.00%**	**200,000,000**

16.5 Name of the Directors and their shareholdings in the year 2017

SL. No	Name of the Directors	Status	Position on 1 January 2017 (number of shares Taka 10 each)	Position on 31 December 2017 (number of shares Taka 10 each)	Percentage (%) of shareholdings
1	Mr. Sayem Ahmed	Chairman	4,947,170	4,947,170	2.47%
2	Mr. Abedur Rashid Khan	Director	10,469,210	10,469,210	5.23%
3	Mr. Bernhard Frey *	Director (Nominee of M/s. Ecotrim Hong Kong Limited)	-	-	-
4	Mr. Md. Fakhrul Islam	Director (Elected from general public shareholders' group)	10,000	10,000	0.005%
5	Mr. Md. Nazim Uddin Bhuiyan, FCMA**	Independent Director	-	-	-
6	Mr. Mohd. Khorshed Alam**	Independent Director	-	-	-
7	Mr. Abul kashem Md. Shirin **	Ex-officio Director (Managing Director & CEO)	-	-	-

* M/s. Ecotrim Hong Kong Limited (sponsor shareholder) held 49,471,880 shares of Taka 10 each (24.74 %) as on 1 January 2017 and also as on 31 December 2017.

** Independent Director and Managing Director & CEO of the Bank need not to hold any qualification share.



		2017 Taka	2016 Taka
16.6	**Capital to risk-weighted asset ratio (CRAR)**		

As per Section 13 of the Bank Company Act, 1991 (Amended up to 2013) and instructions contained in BRPD Circular No. 18 dated 21 December 2014, [Guidelines on Risk Based Capital Adequacy (Revised Regulatory Capital Framework for banks in line with Basel III)], the risk based capital (eligible regulatory capital) of the Bank as of 31 December 2017 stood at Taka 26,106,678,161 against the risk based capital requirement of Taka 20,264,692,557. As a result, there was a capital surplus of Taka 5,841,985,604 in risk based capital adequacy ratio as on 31 December 2017.

As per Section 13(2) of the Bank Company Act, 1991 (Amended up to 2013) and the instruction contained in BRPD Circular Letter No. 11 dated 14 August 2008, the paid-up share capital and statutory reserve should be at least Taka 4,000,000,000, in which, the paid-up share capital should be minimum Taka 2,000,000,000. Against that, the paid-up share capital and statutory reserve of the Bank was Taka 11,193,048,174 (Paid-up share capital, Taka 2,000,000,000 and statutory reserve, Taka 9,193,048,174) as on 31 December 2017.

The details of capital to risk-weighted asset ratio (CRAR) are furnished below:

Total assets (excluding off-balance sheet assets)	311,906,776,777	264,797,387,740
Total off-balance sheet assets	70,501,491,764	60,051,681,755
Total Risk weighted assets [RWA] against **[Note 16.6.1]**		
i. Credit Risk		
On-balance sheet **[Note 16.6.1.1]**	139,822,215,006	127,731,256,392
Off-balance sheet **[Note 16.6.1.2]**	12,098,572,465	9,264,682,514
	151,920,787,471	**136,995,938,906**
ii. Market Risk **[Note 16.6.2]**	3,123,972,868	2,364,907,868
iii. Operational Risk **[Note 16.6.3]**	25,085,840,168	22,804,436,976
A) Total Risk weighted assets (RWA) [i+ii+iii]	**180,130,600,507**	**162,165,283,750**
B) Minimum Capital Requirement (MCR) with Capital Conservation Buffer (CCB) [11.25% for 2017 & 10.625% for 2016 of risk weighted assets]	**20,264,692,557**	**17,230,061,398**
C) Common Equity Tier 1 (CET1) capital		
Paid -up share capital	2,000,000,000	2,000,000,000
Share premium	11,067,500	11,067,500
Statutory reserve	9,193,048,174	8,134,390,476
Dividend equalization account	1,566,827,195	1,366,827,195
Retained earnings (Including OBU)	5,846,833,279	5,250,242,963
	18,617,776,148	**16,762,528,134**
Less : Other Intangible Assets (computer software)	86,449,310	83,097,598
Less : Deferred tax asset **[Note 16.6.4]**	1,938,073,047	1,812,436,929
	16,593,253,791	**14,866,993,607**
D) Additional Tier-1 Capital		
Non-cumulative irredeemable preference shares	-	-
Instruments issued by the banks that meet the qualifying criteria for AT1	-	-
Others (if any item approved by Bangladesh Bank)	-	-
	-	-
Less: Regulatory Adjustments from AT-1 Capital	-	-
	-	-
E) Tier 1 Capital [C+D]	**16,593,253,791**	**14,866,993,607**

		2017 Taka	2016 Taka
F)	**Tier 2 Capital**		
	General provision maintained against unclassified loans and off-balance sheet exposures (including OBU) **[Note 16.6.5]**	2,772,730,425	2,326,587,573
	Subordinated debt capital **[Note 16.6.6]**	6,550,625,000	3,700,122,226
	Assets revaluation reserves **[Note 16.6.7]**	425,206,889	425,206,889
	Revaluation reserves of HTM securities **[Note 16.6.7]**	49,965,473	49,965,473
		9,798,527,787	**6,501,882,161**
	Less: 20% Revaluation Reserves for Fixed Assets, Securities	285,103,417	190,068,945
		9,513,424,370	**6,311,813,216**
G)	**Total Eligible Regulatory Capital (Tier 1 and 2) [C+D+F]**	**26,106,678,161**	**21,178,806,823**
Total capital surplus [G - B]		**5,841,985,604**	**3,948,745,425**
Capital to risk-weighted asset ratio (CRAR):			
	Common Equity Tier-1 to RWA (C/A)*100	9.21%	9.17%
	Tier-1 Capital to RWA (E/A)*100	9.21%	9.17%
	Tier-2 Capital to RWA (F/A)*100	5.28%	3.89%
	Capital to risk-weighted asset ratio (CRAR) (G/A)*100	14.49%	13.06%

16.6.1 Calculation of risk weighted assets (RWA)

16.6.1.1 Credit Risk-On balance sheet assets

SL No.	Particulars	Outstanding balance as of 31-Dec-2017 (Taka)	Risk weights (%)	Risk weighted assets	
				As of 31-Dec-2017 Taka	As of 31-Dec-2016 Taka
i.	Cash	11,213,603,710	0%	-	-
ii.	Claims on Bangladesh Government and Bangladesh Bank	45,667,324,701	0%	-	-
iii.	Claims on other Sovereigns & Central Banks	-	0%	-	-
iv.	Claims on Bank for International Settlements, International Monetary Fund and European Central Bank	-	0%	-	-
v.	Claims on Multilateral Development Banks (MDBs)	-	0%-150%	-	-
vi.	Claims on Public Sector Entities (other than Government) in Bangladesh	-	50%-125%	-	-
vii.	Claims on Banks and NBFIs				
	Original maturity over 3 months	7,386,265,351	20%-100%	3,927,346,847	4,203,425,232
	Original maturity less than 3 months	26,340,282,140	20%	5,268,056,428	2,278,795,523
viii.	Claims on Corporate	128,028,695,552	20%-125%	74,324,162,998	62,119,594,054
ix.	Claims on SME	17,940,970,300	20%-100%	16,176,105,748	17,528,459,268
x.	Claims under Credit Risk Mitigation	15,742,835,776	20%-125%	8,604,887,892	7,087,100,392
xi.	Claims categorized as retail portfolio and small & medium enterprise (excluding consumer loan)	192,386,658	75%	144,289,994	784,384,315



				2017 Taka	2016 Taka
xii.	Consumer loan	7,176,335,048	100%	7,176,335,048	3,901,021,717
xiii.	Claims fully secured by residential property	3,381,654,273	50%	1,690,827,137	573,584,843
xiv.	Claims fully secured by commercial real estate	2,726,170,681	100%	2,726,170,681	2,162,369,730
xv.	Past due claims (net off specific provision)	7,372,381,105	50%-150%	8,851,884,077	11,678,695,599
xvi.	Capital Market Exposures	449,727,014	125%	562,158,768	301,245,903
xvii.	Unlisted equity investments and regulatory capital instruments issued by other banks (other than those deducted from capital) held in the banking book	280,000,000	125%	350,000,000	594,950,000
xviii.	Investments in venture capital	-	150%	-	-
xix.	Investments in premises, plant and equipment and all other fixed assets	5,433,113,572	100%	5,433,113,572	4,871,866,976
xx.	Claims on all fixed assets under operating lease	-	100%	-	-
xxi.	All other assets	19,703,941,577	0%-100%	4,586,875,817	9,645,762,842
Total		**299,035,687,459**		**139,822,215,006**	**127,731,256,392**

16.6.1.2 Credit Risk-off- balance sheet assets

SL No.	Particulars	Notional Amount [Netting off Margin and add-on factor for exchange rate fluctuation] (Taka)	Credit conversion factor (CCF)	Credit equivalent	Risk weights (%)	Risk weighted assets	
						As of 31 December 2017 (Taka)	As of 31 December 2016 (Taka)
i.	Direct Credit Substitutes	4,829,177,952	100%	4,829,177,952	20%-125%	12,098,572,465	9,264,682,514
ii.	Lending of Securities or posting of securities as collateral	-	100%	-			
iii.	Other commitments with certain drawdown	-	100%	-			
iv.	Performance related contingencies	13,127,389,597	50%	6,563,694,799			
v.	Commitments with original maturity of over one year	-	50%	-			
vi.	Trade related contingencies	15,286,028,888	20%	3,057,205,778			
vii.	Commitments with original maturity of one year or less	-	20%	-			
viii.	Other commitments that can be unconditionally cancelled by any time	29,562,107,048	0%	-			
ix.	Foreign exchange contract	-		-			
Total		**62,804,703,485**		**14,450,078,528**		**12,098,572,465**	**9,264,682,514**

16.6.2 Risk weighted assets against Market Risk

SL No.	Particulars	Capital charge (Taka)	Risk weighted assets	
			As of 31 Dec 2017 (Taka)	As of 31 Dec 2016 (Taka)
i.	Capital charge for Interest rate risk	-	-	-
ii.	Capital charge for Equities	2,256,687	22,566,868	22,566,868
iii.	Capital charge for Foreign Exchange position	310,140,600	3,101,406,000	2,342,341,000
iv.	Capital charge for Commodities	-	-	-
Total		**312,397,287**	**3,123,972,868**	**2,364,907,868**

	2017 Taka	2016 Taka

16.6.3 Risk weighted assets against Operational Risk

Gross income	Amount (Taka)	Amount (Taka)
Year 1 [2016]	18,079,443,662	-
Year 2 [2015]	17,161,241,740	17,161,241,740
Year 3 [2014]	14,930,994,934	14,930,994,934
Year 4 [2013]	-	13,516,637,277
Total gross income	**50,171,680,336**	**45,608,873,951**
Average gross income	16,723,893,445	15,202,957,984
Capital charge @ 15% of average gross income	2,508,584,017	2,280,443,698
Risk weighted assets	**25,085,840,168**	**22,804,436,976**

16.6.4 In terms of instruction contained in BRPD Circular No. 11 dated 12 December 2011, deferred tax asset for Taka 2,040,076,892 on specific provision for loans and advances has been created. As per BRPD Letter No. BRPD(BFIS)661/14B(P)/2015-18014 dated 24 December 2015, 5% of deferred tax asset on specific provision for loans and advances has been recognized in Common Equity Tier 1 (CET1) Capital. Excess over 5% of Deferred Tax Asset created on specific provision amounting to Taka 1,938,073,047 [Taka 2,040,076,892 - Taka 102,003,845] has been deducted.

16.6.5 In compliance with the BRPD Circular Letter No. 5 dated 31 May 2016, General Provision maintained against unclassified loans and off-balance sheet exposures including OBUs amounting to Taka 2,772,730,425 has been fully considered as Tier 2 capital as at 31 December 2017.

16.6.6 As per Bangladesh Bank's instructions contained in BRPD Circular No. 18 dated 21 December 2014, [Guidelines on Risk Based Capital Adequacy (Revised Regulatory Capital Framework for banks in line with Basel III)], Subordinated Debt is considered as a component of Tier 2 capital.

16.6.7 As per Bangladesh Bank's instruction, until 31 December 2014, 50% revaluation reserves for Fixed Assets and HTM securities are eligible for Tier 2 capital. As per Basel III guideline, Revaluation Reserve (RR) for Fixed Assets and HTM securities based on the position as of 31 December 2014 should be deducted @ 20% on yearly basis from 2015 to 2019.

In terms of Bangladesh Bank's instruction, 50% of revaluation reserves for fixed asset (Taka 425,206,889) and HTM securities (Taka 49,965,473) as of 31 December 2014 amounting to total Taka 475,172,362 has been considered as base for component of Tier 2 capital. Against that, Taka 285,103,417 (i.e. 60% of Taka 475,172,362) has been deducted and rest amount of Taka 190,068,945 has been shown as Tier 2 capital as at 31 December 2017 under Basel III guideline.

17. Share premium

Taka 5 per share on 2,213,500 ordinary shares of Taka 10 each at the time of issuing shares through initial public offering in the year 2001 *	**11,067,500**	**11,067,500**

* In compliance with Bangladesh Securities and Exchange Commission (BSEC) Order No. SEC /CMRRCD/2009-193/109 dated 15 September 2011 and with the approval of shareholders in the 3rd Extra-ordinary General Meeting (EGM) held on 13 November 2011, the denomination of shares (face value) has been changed from Taka 100 each to Taka 10 each with effect from 4 December 2011 and accordingly the number of shares and premium have been restated.

	2017 Taka	2016 Taka

18. Statutory reserve

As per Section 24 (1) of the Bank Companies Act, 1991, an amount equivalent to 20% of profit before taxes for the year has been transferred to the statutory reserve fund as under.:

Balance at 1 January	8,134,390,476	7,487,588,738
Add: Transferred from profit during the year	1,058,657,698	646,801,738
Closing balance	**9,193,048,174**	**8,134,390,476**

19. Other reserve

Revaluation reserve of HFT securities **[Note 19.1]**	-	-
	-	-

19.1 Other reserve

In terms of First Schedule (Section 38) of the Bank Companies Act, 1991, and instructions contained in BRPD Circular No. 5 dated 26 May 2008 and Letter No. DOS (SR)1153/120-A/2011-746 dated 29 December 2011 the revaluation reserve for HFT securities has been made as under:

Balance at 1 January	-	-
Add: Reserve made for the year	-	-
Less: Adjustment during the year	-	-
Closing balance	**-**	**-**

20. Dividend equalization account

As per BRPD Circular Letter No. 18 dated 20 October 2002 issued by Bangladesh Bank, ***'Dividend Equalization Account'*** has been created by transferring the amount from the profit that is equal to the cash dividend paid in excess of 20%.

Balance at 1 January	1,366,827,195	966,827,195
Add: Transferred for the previous year's dividend	200,000,000	400,000,000
Closing balance	**1,566,827,195**	**1,366,827,195**

21. Assets revaluation reserve

In terms of **Bangladesh Accounting Standard (BAS) 16, 'Property, Plant and Equipment' ,** and instructions contained in BRPD Circular No. 10 dated 25 November 2002 issued by Bangladesh Bank, all the immovable properties of the Bank has been revalued by a professionally qualified valuation firm of the country. The rationale of the valuation has also been certified by the Bank's external auditors, M/s. A. Qasem & Co., Chartered Accountants. Accordingly, revaluation surplus of Taka 850,413,777 has been included in equity.

Balance at 1 January	850,413,777	850,413,777
Add : Addition during the year (net)	-	-
Closing balance	**850,413,777**	**850,413,777**

22. Revaluation reserve of HTM securities [Note 2.7.3(b)]

Balance at 1 January	59,754,912	116,544,853
Add: Reserve made for the year	(45,753,443)	(56,789,941)
Closing balance	**14,001,469**	**59,754,912**

		2017 Taka	2016 Taka
23.	**Retained Earnings-Consolidated**		
	Main Operation **[Note 23.1]**	5,609,800,462	5,180,877,091
	Off-shore Banking Unit	237,032,817	69,365,872
		5,846,833,279	**5,250,242,963**
23.1	**Retained Earnings-Main Operation**		
	Balance at 1 January	5,180,877,091	5,314,535,496
	Dividend paid for previous year's	(600,000,000)	(800,000,000)
	Transfer to dividend equalization fund for previous year's dividend paid	(200,000,000)	(400,000,000)
	Retained surplus for the current year	1,228,923,371	1,066,341,595
	Closing balance	**5,609,800,462**	**5,180,877,091**
23.2	**Calculation of Earnings Per Share (EPS)**		
	The earnings per share of the Bank has been calculated in accordance with the **Bangladesh Accounting Standard (BAS) 33, 'Earnings Per Share'** under Basic Earning Per Share method as follows:		
	Basic earnings (net profit after tax) [numerator]	2,455,248,014	1,775,151,286
	Number of ordinary shares outstanding (denominator)	200,000,000	200,000,000
	Earnings Per Share (Taka)	**12.28**	**8.88**
24.	**Contingent liabilities**		
	Main Operation **[Note 24.1]**	70,500,032,036	60,048,866,627
	Off-shore Banking Unit	1,459,727	2,815,128
		70,501,491,764	**60,051,681,755**
24.1	**Contingent liabilities - Main Operation**		
	a) Acceptances and endorsements	-	-
	b) Letters of guarantee		
	Local	5,587,027,500	5,018,034,143
	Foreign	137,279,829	185,428,572
		5,724,307,329	**5,203,462,715**
	c) Irrevocable letters of credit		
	Local		
	Cash	509,335,139	158,110,678
	Usance	70,023,523	197,374,317
	Back to back	6,730,613,912	4,099,293,488
		7,309,972,574	**4,454,778,483**
	Foreign		
	Cash	6,522,404,552	5,924,236,470
	Usance	8,058,021,169	10,172,958,232
	Back to back	2,069,711,683	1,617,463,923
		16,650,137,404	**17,714,658,625**
		23,960,109,978	**22,169,437,108**
	d) Bills for collection		
	Inward	38,563,243,345	29,178,231,849
	Outward	671,384	114,955
		38,563,914,729	**29,178,346,804**
	e) Other contingent liabilities		
	Travellers' cheques	-	-
	Export Development Fund	-	-
	Bangladesh Shanchaya Patra	2,251,700,000	1,962,620,000
	Others	-	1,535,000,000
		2,251,700,000	**3,497,620,000**
	Total (a+b+c+d+e)	**70,500,032,036**	**60,048,866,627**

		2017 Taka	2016 Taka
24.2	**Letters of guarantee**		
	Money for which the Bank is contingently liable in respect of guarantee issued favoring:		
	Directors	-	-
	Government	71,154,907	112,674,549
	Bank and other financial institutions	54,797,913	21,231,637
	Others	5,598,354,509	5,069,556,529
		5,724,307,329	**5,203,462,715**
24.3	**Irrevocable letters of credit and other commitments**		
	Documentary credit and short-term trade-related transactions	23,960,109,978	22,169,437,108
		23,960,109,978	**22,169,437,108**
	Forward Assets purchased and forward deposits placed	-	-
		-	-
	Undrawn formal standby facilities, credit facilities and other commitments		
	Less than one year	-	-
	One year and above	-	-
		-	-
	Spot and forward foreign exchange rate contract	-	-
		-	-
	Other exchange contract	-	-
		-	-
		23,960,109,978	**22,169,437,108**

25. Particulars of profit and loss account

	Notes		
Income			
Interest, discount and other similar income	26	16,529,240,112	15,365,550,326
Dividend income	28	4,569,442	5,712,228
Fees, commission and brokerage	29.1	711,776,664	729,408,589
Gains less losses arising from dealing securities		-	-
Gains less losses arising from investment securities	28	2,022,374,339	2,065,919,677
Gains less losses arising from dealing in foreign currencies	29.2	1,206,067,421	815,836,377
Income from non-banking assets		-	-
Other operating income	30	3,076,435,819	2,350,595,420
Profit less losses on interest rate changes		-	-
		23,550,463,797	**21,333,022,617**
Expenses			
Interest, fee and commission	27	5,039,877,790	5,402,001,222
Charges on loan losses	41	750,246,513	357,439,118
Directors' fees	39	265,000	252,000
Administrative expenses	31	6,717,283,276	5,576,405,210
Other operating expenses	43	4,230,485,354	3,401,573,677
Depreciation on banking assets	42	1,128,805,260	1,073,527,577
		17,866,963,193	**15,811,198,804**
Profit before provision		**5,683,500,604**	**5,521,823,813**

		2017 Taka	2016 Taka
26.	**Interest income**		
	Interest income - Main Operation **[Note 26.1]**	16,352,731,071	15,345,915,147
	Interest income - Off-Shore Banking Unit	552,423,900	299,955,552
	Less: Inter Bank transactions **[Note 27]**	(375,914,859)	(280,320,373)
		16,529,240,112	**15,365,550,326**
26.1	**Interest income - Main Operation**		
	Interest on loans and advances		
	House building loan	93,505,725	86,504,359
	Transport loan	125,106,027	163,960,050
	Term loan - industrial	4,673,874,905	3,658,855,192
	Term loan - others	964,243,246	496,349,257
	Secured overdraft	1,723,343,234	1,905,790,182
	Cash credit	2,767,921,579	3,642,899,160
	Payment against document - cash	6,703,661	3,121,800
	Payment against document EDF- others	284,458,172	279,454,304
	Loan against trust receipts	232,560,744	241,335,250
	Export cash credit	113,873,263	98,477,104
	Loan against accepted bills	376,222,354	314,682,501
	Staff loan	29,170,655	30,488,065
	SME and consumer financing	3,595,958,379	3,235,241,567
		14,986,941,944	**14,157,158,791**
	Interest on balance with other banks and financial institutions		
	Fixed deposits	953,920,615	702,940,347
	Special notice deposits	4,961,047	5,301,579
	Nostro accounts	7,097,396	5,462,993
	Money at call and short notice	399,810,069	475,051,437
		1,365,789,127	**1,188,756,356**
		16,352,731,071	**15,345,915,147**
27.	**Interest paid on deposits and borrowings etc.**		
	Main Operation **[Note 27.1]**	5,047,269,472	5,467,727,487
	Off-shore Banking Unit	368,523,177	214,594,108
	Less: Inter Bank transactions **[Note 26]**	(375,914,859)	(280,320,373)
		5,039,877,790	**5,402,001,222**
27.1	Interest paid on deposits- Main Operation **[Note 27.2]**	4,454,995,206	5,024,819,867
	Interest paid on borrowings- Main Operation **[Note 27.3]**	592,274,266	442,907,620
		5,047,269,472	**5,467,727,487**
27.2	**Interest paid on deposits- Main Operation**		
	Savings deposits	1,653,531,251	1,799,306,607
	Special notice deposits	447,480,892	585,665,410
	Fixed deposits	2,351,869,460	2,637,382,742
	Non-resident foreign currency deposits	35,439	18,949
	Resident foreign currency deposits	762,226	252,281
	Monthly term deposits	1,315,938	2,193,878
		4,454,995,206	**5,024,819,867**

		2017 Taka	2016 Taka
27.3	**Interest paid on borrowings- Main Operation**		
	Interest on borrowings-call loan and term loan	9,835,546	9,294,126
	Interest on credit lines	1,156,735	2,635,967
	Interest paid on subordinated debt	442,423,999	257,835,647
	Interest on borrowing under REPO and Re-financing facilities with Bangladesh Bank	138,857,986	173,141,880
	Interest on borrowing under REPO with other banks	-	-
		592,274,266	**442,907,620**
28.	**Investment income**		
	Dividend on shares	4,569,442	5,712,228
	Interest on treasury bills, bonds and debentures		
	Interest on treasury bills and bonds (net)	1,991,988,221	1,996,384,133
	Interest on reverse REPO with other banks	-	-
	Interest on subordinated bonds	30,386,118	69,535,544
		2,022,374,339	**2,065,919,677**
	Gain on sale of shares	-	-
		2,026,943,781	**2,071,631,905**
29.	**Commission, exchange and brokerage**		
	Commission **[Note 29.1]**	711,776,664	729,408,589
	Exchange earnings (net) **[Note 29.2]**	1,206,067,421	815,836,377
		1,917,844,085	**1,545,244,966**
29.1	**Commission**		
	Commission on Remittances-Local	17,178,647	13,333,309
	Commission on Remittances-Foreign	55,260,239	48,354,545
	Commission on Letter of Credit-Import	105,137,898	106,357,243
	Commission on Letter of Credit-Export	458,108,059	478,695,526
	Commission on Export Bills	12,880,875	13,647,245
	Commission on Letter of Guarantee	53,337,444	53,019,349
	Commission on Sale of Government Saving Instruments	9,723,601	15,366,338
	Commission on Banker to the issue & underwriting	-	-
	Other Commission	149,901	635,034
		711,776,664	**729,408,589**
29.2	**Exchange earnings (net)**		
	From commercial bills	1,152,057,927	422,836,939
	From dealing operations	54,009,494	392,999,438
		1,206,067,421	**815,836,377**
30.	**Other operating income**		
	Main Operation **[Note 30.1]**	3,069,287,116	2,349,739,222
	Off-shore Banking Unit	7,148,703	856,198
		3,076,435,819	**2,350,595,420**

AMAR STOCK

		2017 Taka	2016 Taka
30.1	**Other operating income- Main Operation**		
	Charges for service	82,760,390	45,413,882
	Income from IT service	2,088,925,945	1,512,149,103
	Recoveries from client	141,829,190	115,769,980
	Service charges on deposit accounts	418,114,799	381,298,254
	Income from Export-Import	120,434,830	127,716,014
	Document handling charges-Export	249,075	720,816
	Locker Rent	11,159,062	11,655,333
	Gain on sale of fixed assets **[Note 30.2]**	1,276,598	1,233,177
	Other earning	204,536,717	153,782,663
		3,069,287,116	**2,349,739,222**
30.2	**Gain on sale of fixed assets (net)**		
	Some impaired items of fixed assets were sold during the year as under:		
	Gain on sale of fixed assets	1,276,598	1,233,177
	Less: Loss on sale of fixed assets	-	-
	Gain on sale of fixed assets (net) **[Note 30.3]**	**1,276,598**	**1,233,177**
30.3	**Calculation of income from sale of fixed assets**		
	Sale proceeds **[A]**	6,989,349	9,841,723
	Cost price of the sold items	85,110,605	83,607,486
	Less: Accumulated depreciation	79,397,854	74,998,940
	Written down value **[B]**	5,712,751	8,608,546
	Net gain **[A - B]**	1,276,598	1,233,177

31. Administrative expenses

	Notes		
Salary and allowances	32	3,519,859,303	3,038,516,077
Rent, taxes, insurance, electricity, etc.	34	1,617,183,791	1,385,333,829
Legal expenses	35	3,733,761	3,506,506
Postage, stamp, telecommunications, etc.	36	300,739,329	272,857,651
Stationery, printings, advertisements etc.	37	542,430,957	365,019,157
Managing Director & CEO's salary and allowances	38	9,996,000	10,646,000
Auditors' fees	40	1,137,750	701,500
Repair and maintenance	42	722,202,385	499,824,490
		6,717,283,276	**5,576,405,210**

32. Salary and allowances

Main Operation **[Note 32.1]**	3,515,506,702	3,033,532,963
Off-shore Banking Unit	4,352,601	4,983,114
	3,519,859,303	**3,038,516,077**

32.1 Salary and allowances

Basic salary	1,470,085,312	1,336,109,417
House rent allowance	737,091,343	668,221,266
Conveyance allowance	147,126,475	147,424,615
Other allowances	143,149,964	34,232,971
Bank's contribution to provident fund	138,908,309	120,749,608
Medical expenses	154,804,395	140,194,898
Bonus	384,740,904	339,300,188
Gratuity	219,600,000	234,800,000
Superannuation	120,000,000	12,500,000
	3,515,506,702	**3,033,532,963**

33. Number of employees and remuneration thereof

As per the Schedule XI of the Companies Act, 1994, the number of employees (including contractual employees) engaged for the whole year or part thereof who received a total remuneration of Taka 36,000 per annum or Taka 3,000 per month were 6,816 as at 31 December 2017 compared to 6,127 as at 31 December 2016.

		2017 Taka	2016 Taka
34.	**Rent, taxes, insurance, electricity, etc.**		
	Rent		
	Office premises	778,768,174	730,681,278
	ATM Booths and other installations	231,450,823	111,216,105
		1,010,218,997	**841,897,383**
	Rates and taxes		
	Rates	2,527,250	1,437,710
	Taxes	7,267,933	7,467,847
		9,795,183	**8,905,557**
	Insurance		
	Cash	30,015,859	32,463,595
	Vehicles	4,688,020	3,207,368
	Deposits	132,380,687	121,825,858
	Other properties	7,763,766	11,889,559
		174,848,332	**169,386,380**
	Electricity and sanitation		
	Light and power	410,933,062	356,247,366
	Water and sewerage	11,388,217	8,897,143
		422,321,279	365,144,509
		1,617,183,791	**1,385,333,829**
35.	**Legal expenses**		
	Legal expenses	3,733,761	3,506,506
		3,733,761	**3,506,506**
36.	**Postage, stamp, telecommunications, etc.**		
	Main Operation **[Note 36.1]**	300,727,329	272,852,747
	Off-shore Banking Unit	12,000	4,904
		300,739,329	**272,857,651**
36.1	**Postage, stamp, telecommunications, etc.-Main Operation**		
	Postage	25,891,563	25,067,726
	Telephone	16,537,261	14,250,944
	Radio link	245,012,605	221,994,811
	Swift, Reuters, internet, etc.	13,285,900	11,539,266
		300,727,329	**272,852,747**
37.	**Stationery, printings, advertisements etc.**		
	Printing and stationery:		
	Printed stationery	53,674,063	50,611,198
	Security stationery	38,081,817	23,967,164
	Petty stationery	54,097,504	85,133,598
		145,853,384	**159,711,960**
	Publicity and advertisement	**396,577,573**	**205,307,197**
		542,430,957	**365,019,157**
38.	**Managing Director & CEO's salary and allowances**		
	Basic salary	6,360,000	6,860,000
	House rent allowance	480,000	380,000
	House maintenance	360,000	260,000
	Bank's contribution to provident fund	636,000	686,000
	Leave fare assistance	360,000	360,000
	Other allowances	240,000	440,000
	Bonus	1,560,000	1,660,000
		9,996,000	**10,646,000**

AMAR STOCK

		2017 Taka	2016 Taka
39.	**Directors' fees**		
	Honorarium for attending meeting	265,000	250,000
	Incidental expenses for attending meeting	-	2,000
		265,000	**252,000**
40.	**Auditors' fees**		
	Statutory annual audit fees	775,500	402,500
	Special audit fees	362,250	299,000
	Fees for various certification	-	-
		1,137,750	**701,500**
41.	**Charges on loan losses**		
	Loan written- off	750,246,513	357,439,118
	Interest waived	-	-
		750,246,513	**357,439,118**
42.	**Depreciation and repair of bank's assets**		
	Depreciation on fixed assets including building, furniture and fixtures		
	Main Operation **[Note 42.1]**	1,128,805,260	1,073,517,848
	Off-shore Banking Unit	-	9,729
		1,128,805,260	**1,073,527,577**
	Repair and maintenance		
	Main Operation **[Note 42.2]**	722,006,480	499,518,789
	Off-shore Banking Unit	195,905	305,701
		722,202,385	**499,824,490**
		1,851,007,645	**1,573,352,067**
42.1	**Depreciation on fixed assets including land, building, furniture and fixtures**		
	Land	-	-
	Building (including lease hold property)	9,988,597	9,988,601
	Interior decoration	97,668,637	88,658,734
	Furniture and fixtures	27,279,117	25,215,931
	Other machinery and equipment	203,506,997	177,814,475
	Computer equipment	332,439,020	320,372,059
	Computer software	36,665,259	48,883,389
	Motor vehicles	48,551,580	38,197,581
	ATM Booth	97,303,811	90,599,306
	ATM/Fast Track (Machinery)	275,384,115	273,769,644
	Books	18,127	18,128
		1,128,805,260	**1,073,517,848**
42.2	**Repair and maintenance**		
	Premises	188,309,864	181,875,987
	Vehicles	51,112,647	44,882,053
	Computers	482,583,969	272,760,749
		722,006,480	**499,518,789**

AMAR STOCK



		2017 Taka	2016 Taka
43.	**Other expenses**		
	Main Operation **[Note 43.1]**	4,229,857,379	3,400,983,563
	Off-shore Banking Unit	627,975	590,114
		4,230,485,354	**3,401,573,677**
43.1	**Other expenses- Main Operation**		
	Entertainment expenses	39,185,931	42,230,591
	Fuel and lubricant	48,000,564	47,917,432
	Subscription and donations	303,338,806	200,189,278
	Annual general meeting	521,508	1,127,325
	Casual wages & allowances	877,956,747	730,318,469
	Travelling expenses and allowances	312,999,618	273,321,832
	Petty conveyance	30,862,631	25,341,550
	Credit rating fees	230,000	460,000
	News papers, periodicals, learning materials etc.	1,354,835	1,441,338
	Crockeries	624,973	642,269
	Debit and Credit Card expenses	402,055,783	390,367,653
	ATM expenses	14,871,094	20,691,397
	Tele Banking Expenses	3,671,093	1,270,122
	Cash carrying charges	39,954,728	33,299,091
	ATM cash replenishment charges	629,223,000	449,000,000
	Recruitment , training, seminar and workshop	21,056,255	16,189,310
	Service charge on nostro account and others	63,693,214	66,198,059
	Consultancy fees	4,076,651	5,971,765
	Business promotion and development	732,408,860	871,973,603
	Laundry and cleaning	465,787	415,054
	Other expenses for Mobile Banking Services	478,303,003	161,969,727
	Other expenses for Agent Banking Services	216,556,529	56,906,523
	Miscellaneous	8,445,769	3,741,175
		4,229,857,379	**3,400,983,563**
44.	**Receipts from other operating activities**		
	Other operating income **[Note 30]**	3,069,287,116	2,349,739,222
	Less: Income from sale of fixed assets (net)	1,276,598	1,233,177
		3,068,010,518	**2,348,506,045**
	Exchange earnings (net) **[Note 29.2]**	1,206,067,421	815,836,377
		4,274,077,939	**3,164,342,422**
45.	**Payments for other operating activities**		
	Expenses for the year	5,087,297,137	4,284,123,687
	Add: Opening accrued expenses	181,069,147	246,167,455
	Add: Closing advance expenses	584,216,572	641,272,498
	Less: Closing accrued expenses	245,405,790	181,069,147
	Less: Opening advance expenses	641,272,498	489,739,629
		4,965,904,568	**4,500,754,864**

ATMARSTOCK

		2017 Taka	2016 Taka
46.	**Increase/(decrease) of other assets**		
	Closing other assets		
	Security deposits	17,961,785	13,018,436
	Suspense account	(4,685,242)	(8,800,498)
	Branch adjustment (net)	8,037,461	5,639,176
	Encashment of Sanchaya Patra (awaiting realization)	352,879,636	331,338,472
	Sundry debtors	68,100,883	82,396,350
	Cash remittance	83,485,115	168,827,393
	Others	1,844,017,967	860,571,157
		2,369,797,605	**1,452,990,486**
	Opening other assets		
	Security deposits	13,018,436	11,907,787
	Suspense account	(8,800,498)	1,915,683
	Branch adjustment (net)	5,639,176	5,856,274
	Encashment of Sanchaya Patra (awaiting realization)	331,338,472	185,402,332
	Sundry debtors	82,396,350	72,800,461
	Cash remittance	168,827,393	162,728,877
	Others	860,571,157	599,873,345
		1,452,990,486	**1,040,484,759**
		916,807,119	**412,505,727**
47.	**Increase/(decrease) of other liabilities**		
	Closing other liabilities		
	Cumulative balance of interest suspense account	2,582,802,096	2,148,422,267
	Revaluation reserve for HTM securities	14,001,469	59,754,912
	Revaluation reserve for HFT securities	-	-
	Others	190,491,698	244,052,519
		2,787,295,263	**2,452,229,698**
	Opening other liabilities		
	Cumulative balance of interest suspense account	2,148,422,267	1,552,447,367
	Revaluation reserve for HTM securities	59,754,912	116,544,853
	Revaluation reserve for HFT securities	-	-
	Others	244,052,519	254,083,990
		2,452,229,698	**1,923,076,210**
		335,065,565	**529,153,488**
48.	**Cash and cash-equivalents**		
	Main Operation **[Note 48.1]**	62,204,560,917	49,486,466,962
	Off-shore Banking Unit	4,334,427,700	2,924,658,763
		66,538,988,617	**52,411,125,725**
48.1	**Cash and cash-equivalents-Main Operation**		
	Cash in hand (including foreign currencies)	11,213,603,710	11,051,999,011
	Balance with Bangladesh Bank and its agent bank (including foreign currencies)	19,668,113,433	17,660,677,577
	Balance with other banks and financial institutions	31,316,885,874	20,652,231,874
	Prize bonds	5,957,900	5,558,500
	Money at call on short notice	-	116,000,000
		62,204,560,917	**49,486,466,962**

49. Disclosure on audit committee of the Board

The Audit Committee of the Board was first duly constituted by the Board of Directors of the Bank in accordance with the BRPD Circular Number 12 dated December 23, 2002 of Bangladesh Bank. Subsequently, the Committee was reconstituted at several times due to change of Members of the Committee and to comply with the rules and regulations of Bangladesh Bank and Bangladesh Securities and Exchange Commission. Accordingly, last 24 December 2014, the Audit Committee was reconstituted in 148th meeting of the Board of Directors in compliance with the BRPD Circular No. 11 dated 27 October 2013 as under :

Sl. No.	Name	Status with the Bank	Status with the committee	Educational qualification
i)	Mr. Md. Nazim Uddin Bhuiyan, FCMA	Independent Director	Chairman	M.Com (Accounting), FCMA
ii)	Mr. Md. Fakhrul Islam	Director from the General Public Shareholders' Group	Member	B. Sc. Engineer, Civil
iii)	Mr. Mohd. Khorshed Alam	Independent Director	Member	B. Com

The Audit Committee of the Board conducted fourteen (14) meetings in 2017, among others, the following salient issues were discussed:

a) The Committee reviewed the inspection reports of different branches of the Bank conducted and submitted by the Bank's Internal Control & Compliance Division and gave necessary instructions to the management for proper and prompt rectification / solution of the irregularities / objections stated therein.

b) The Committee reviewed the annual financial statements for the year 2016 including the annual report and gave necessary instructions.

c) The Committee reviewed the compliance report of the Management Letter / Report for the year 2016 submitted by the external auditors of the Bank.

d) The Committee reviewed the financial statements for the first quarter (Q1) ended on 31 March 2017, half yearly (Q2) ended on 30 June 2017 and the third quarter (Q3) ended on 30 September 2017 and gave necessary advices.

e) The Committee approved the Internal Control and Compliance Health Score as evaluated/prepared by IC & CD for eventual preparation of 'Annual integrated Health Report' of Dutch-Bangla Bank Limited for the year 2016.

f) The Committee reviewed the performance of Internal Control & Compliance Division (IC & CD) for the year 2016.

g) The Committee reviewed & approved the audit and inspection plan of IC & CD for the year 2017.

50. Disclosures on related party / (ies)

50.1 Name of the Directors and the entities in which they have interest as at 31 December 2017

Sl. No.	Name of the Directors	Status with the Bank	Name of the firms/ companies in which interested as proprietor, partner, director, managing agent, guarantor, employee, etc.	Percentage (%) of holding / interest in the concern	Remarks
i)	Mr. Sayem Ahmed	Chairman	Director of i) Kader Compact Spinning Limited ii) AA Yarn Mills Limited and iii) MSA Textiles Ltd. Deputy Managing Director of i) Kader Synthetic Fibres Limited ii) MSA Spinning Limited iii) AA Synthetic Fibres Limited iv) SR Synthetic Fibres Limited and v) AA Power Generation Co. Limited	 45% 4.23% 85% - 1.41% - - -	
ii)	Mr. Abedur Rashid Khan	Director	i) Avanti International - Proprietor ii) Nextgen Trading Limited - Chairman	 100% 16.67%	
iii)	Mr. Bernhard Frey	Director	Ecotrim Hong Kong Limited - Managing Director		Nominee of Ecotrim Hong Kong Limited
iv)	Mr. Md. Fakhrul Islam	Director	i) M/S. Dev Con -Proprietor ii) ADEPT Consultancy Limited -Managing Director	 100% 50%	
v)	Mr. Md. Nazim Uddin Bhuiyan, FCMA	Independent Director	Professor Department of Accounting & Information Systems, University of Dhaka, Dhaka	-	
vi)	Mr. Mohd. Khorshed Alam	Independent Director	i) Director of Bangladesh Textile Mills Association, Dhaka ii) Advisor of Bangladesh China Chamber of Commerce & Industry iii) Member of Advisory Committee of National Institute of Textile Engineering & Research (NITER) Managing Director of i) Duptara Spinning Mills Ltd.; and ii) Intimate International Ltd. Chairman of i) Little Star Spinning Mills Ltd.; and ii) Intimate Spinning Mills Ltd.	 23% 40% 37.50% 28.57%	
vii)	Mr. Abul Kashem Md. Shirin	Ex.-officio Director	Dutch-Bangla Bank Limited - Managing Director & CEO	-	

50.2	Significant contracts in which the Bank, its subsidiary or any fellow subsidiary company was a party and wherein the Directors have interest subsisted at any time during the year or at the end of the year	Nil
50.3	Shares issued to Directors and Executives to acquire shares at 'Nil' consideration or restricted shares plan exercisable at discount	Nil
50.4	Nature, type and elements of transactions with the related party	Not applicable
50.5	Lending policies in respect of related party	
	a) Amount of transactions regarding loans and advances, deposits, guarantees and commitment	Nil
	b) Amount of transactions regarding principal items of deposits, expenses and commission	Nil
	c) Amount of provision against loans and advances given to related party	Not applicable
	d) Amount of guarantees and commitments arising out of the statement of affairs	Nil
50.6	Business other than the banking business with the related concerns of the Directors as per Section 18(2) of the Bank Companies Act, 1991	Nil
50.7	Investments in securities of the Directors and their related concerns	Nil

Chairman | Director | Director | Managing Director & CEO

Dhaka, 22 February 2018

AMARSTOCK

Annexure - A

Schedule of fixed assets (including land, building, furniture and fixtures)

as at 31 December 2017

(Main Operation and Off-shore Banking Unit)

Particulars	Land	Building	Interior decoration	Furniture and fixtures	Other machinery and equipment	Computer equipment	Computer software	Motor vehicles	ATM Booth	ATM/Fast Track Deposit Machine	Books	Total
	Taka	Taka	Taka	Taka	Taka	Taka	Taka	Taka	Taka	Taka	Taka	Taka
Cost / Revaluation												
At 1 January 2017	105,550,689	191,939,491	946,202,143	315,212,029	1,562,898,392	2,922,250,932	391,944,979	399,368,525	979,321,342	2,550,473,680	194,591	10,365,356,793
Revaluation surplus	642,809,311	207,604,466	-	-	-	-	-	-	-	-	-	850,413,777
Cost with revaluation surplus At 1 January 2017	**748,360,000**	**399,543,957**	**946,202,143**	**315,212,029**	**1,562,898,392**	**2,922,250,932**	**391,944,979**	**399,368,525**	**979,321,342**	**2,550,473,680**	**194,591**	**11,215,770,570**
Addition during the year	-	-	103,437,096	34,520,696	363,171,218	826,355,655	40,016,971	164,895,412	58,187,560	105,180,000	-	1,695,764,608
Revaluation surplus during the year	-	-	-	-	-	-	-	-	-	-	-	-
Disposal / adjustments	-	-	3,233,310	1,580,475	26,767,260	27,327,458	-	26,202,102	-	-	-	85,110,605
At 31 December 2017	**748,360,000**	**399,543,957**	**1,046,405,929**	**348,152,250**	**1,899,302,350**	**3,721,279,129**	**431,961,950**	**538,061,835**	**1,037,508,902**	**2,655,653,680**	**194,591**	**12,826,424,573**
Depreciation												
At 1 January 2017	-	76,157,805	644,115,761	176,542,992	854,791,874	2,123,875,434	308,847,381	312,985,950	439,507,167	1,406,962,104	117,045	6,343,903,513
Charged for the year	-	9,988,597	97,668,637	27,279,117	203,506,997	332,439,020	36,665,259	48,551,580	97,303,811	275,384,115	18,127	1,128,805,260
Disposal / adjustments	-	-	3,233,305	1,451,743	26,575,098	27,314,851	-	20,822,857	-	-	-	79,397,854
At 31 December 2017	**-**	**86,146,402**	**738,551,093**	**202,370,366**	**1,031,723,773**	**2,428,999,603**	**345,512,640**	**340,714,673**	**536,810,978**	**1,682,346,219**	**135,172**	**7,393,310,919**
Written down value												
At 31 December 2017	**748,360,000**	**313,397,555**	**307,854,836**	**145,781,884**	**867,578,577**	**1,292,279,526**	**86,449,310**	**197,347,162**	**500,697,924**	**973,307,461**	**59,419**	**5,433,113,654**
At 31 December 2016	**748,360,000**	**323,386,152**	**302,086,382**	**138,669,037**	**708,106,518**	**798,375,498**	**83,097,598**	**86,382,575**	**539,814,175**	**1,143,511,576**	**77,546**	**4,871,867,057**



Annexure - B

Business segment results of the Bank for the year ended 31 December 2017

In million Taka

Particulars	Corporate Banking	Retail Banking	Financial Inclusion	SME Banking	Treasury	Off-shore Banking Unit	Total
Interest income	7,457.0	3,915.1	508.0	2,730.9	3,388.2	552.4	18,551.6
Interest paid on deposits and borrowings	1,171.1	2,382.8	7.1	518.1	592.3	368.5	5,039.9
Net interest income	**6,285.9**	**1,532.3**	**500.9**	**2,212.9**	**2,795.9**	**183.9**	**13,511.7**
Transfer of interest between business segments	(4,915.0)	8,422.6	-	(1,779.3)	(1,728.4)	-	-
Net interest income(NII) after transfer of interest between business segments	**1,370.9**	**9,954.9**	**500.9**	**433.5**	**1,067.4**	**183.9**	**13,511.6**
Non-interest income (fees, commission, exchange & other operating income)	2,568.3	1,347.3	78.2	858.5	139.4	7.1	4,998.9
Total operating income	**3,939.2**	**11,302.5**	**579.1**	**1,292.0**	**1,206.9**	**191.0**	**18,510.7**
Operating expenses	1,562.1	8,586.5	1,279.1	510.2	884.0	5.2	12,827.1
Profit before provision	**2,377.1**	**2,716.0**	**(700.0)**	**781.8**	**322.8**	**185.9**	**5,683.6**
Provision for loans and off-balance sheet exposures (specific and general)	257.7	28.4	-	85.9	-	18.2	390.2
Profit before taxes	**2,119.4**	**2,687.5**	**(700.0)**	**695.9**	**322.8**	**167.7**	**5,293.4**
Total provision for taxation (current and deferred)	1,093.1	1,386.1	-	358.9	-	-	2,838.0
Net profit after taxation	**1,026.4**	**1,301.5**	**(700.0)**	**337.0**	**322.8**	**167.7**	**2,455.3**
Total Average Assets	**162,163.7**	**12,202.8**	**7,900.1**	**44,663.3**	**49,117.4**	**12,304.8**	**288,352.1**
Total Average Assets Liabilities	**61,771.4**	**147,984.9**	**7,372.0**	**23,790.3**	**16,704.4**	**12,151.6**	**269,774.6**

AMARSTOCK

Annexure - C

Highlights on the overall activities of the Bank for the years 2017 and 2016

Serial No.	Particulars	Year	
		2017 Taka	2016 Taka
1	Paid up share capital	2,000,000,000	2,000,000,000
2	Total capital	26,106,678,161	21,178,806,823
3	Capital surplus	5,841,985,604	3,948,745,425
4	Total assets	311,906,776,777	264,797,387,740
5	Total deposits	233,796,357,368	207,233,965,363
6	Total loans and advances	207,257,381,108	173,397,797,631
7	Total contingent liabilities and commitments	70,501,491,764	60,051,681,755
8	Credit deposit ratio	88.65%	83.67%
9	Percentage of classified loans against total loans and advances	4.65%	5.19%
10	Net profit after taxation and provision	2,455,248,014	1,775,151,286
11	Amount of classified loans and advances at the end of the year	9,644,519,611	8,999,030,195
12	Provisions kept against classified loan	5,100,192,229	4,769,570,865
13	Provisions surplus against classified loan	31,277,034	8,170,661
14	Cost of fund including operating cost	6.92%	7.26%
15	Interest earning assets	263,838,635,306	221,617,659,926
16	Non-interest earning assets	48,068,141,471	43,179,727,814
17	Return on investment (ROI)	7.74%	6.52%
18	Return on asset (ROA)	0.85%	0.68%
19	Income from investment	2,026,943,781	2,071,631,905
20	Earnings per share (Taka)	12.28	8.88
21	Net income per share (Taka)	12.28	8.88
22	Price earning ratio (Times)	12.47	13.15

AMARSTOCK



Any time
Anywhere

off-shore banking unit

STOCK


AMAR STOCK

Balance Sheet as at 31 December 2017

(Off-shore Banking Unit)

PROPERTY AND ASSETS	Notes	2017		2016
		USD	Taka	Taka
Cash				
In hand (including foreign currencies)		-	-	-
Balance with Bangladesh Bank and its agent bank (s) (including foreign currencies)		-	-	-
		-	-	-
Balance with other banks and financial institutions				
In Bangladesh		52,411,459	4,334,427,700	2,924,658,763
Outside Bangladesh		-	-	-
		52,411,459	4,334,427,700	2,924,658,763
Money at call and short notice		-	-	-
Investments				
Government		-	-	-
Others		-	-	-
		-	-	-
Loans and advances	3			
Loans, cash credits, overdrafts, etc.		8,062,126	666,737,816	810,947,527
Bills purchased and discounted		107,442,032	8,885,456,024	6,939,022,658
Lease receivables		-	-	-
		115,504,158	9,552,193,840	7,749,970,185
Fixed assets including land, building, furniture and fixtures	4	1	82	82
Other assets	5	386,587	31,970,723	16,387,601
Non-banking assets		-	-	-
TOTAL ASSETS		**168,302,205**	**13,918,592,345**	**10,691,016,631**

LIABILITIES AND CAPITAL				
Liabilities				
Borrowings from other banks, financial institutions and agents	6	162,679,249	13,460,891,653	10,433,779,680
Deposits and other accounts	7			
Current deposits and other accounts		375,526	31,055,986	48,624,470
Bills payable		-	-	-
Savings bank deposits		-	-	-
Term deposits		-	-	-
		375,526	31,055,986	48,624,470
Other liabilities	8	2,339,898	189,611,889	139,246,609
Subordinated debt		-	-	-
TOTAL LIABILITIES		**165,394,672**	**13,681,559,528**	**10,621,650,759**

AMARSTOCK

Balance Sheet as at 31 December 2017

(Off-shore Banking Unit)

	Notes	2017		2016
		USD	Taka	Taka
Shareholders' equity				
Paid up share capital		-	-	-
Share premium		-	-	-
Statutory reserve		-	-	-
Other reserve		-	-	-
Dividend equalization account		-	-	-
Assets revaluation reserve		-	-	-
Retained earnings	9	2,907,533	237,032,817	69,365,872
TOTAL SHAREHOLDERS' EQUITY		**2,907,533**	**237,032,817**	**69,365,872**
TOTAL LIABILITIES AND SHAREHOLDERS' EQUITY		**168,302,205**	**13,918,592,345**	**10,691,016,631**

OFF-BALANCE SHEET ITEMS

Contingent liabilities

Acceptances and endorsements		-	-	-
Letters of guarantee		-	-	-
Irrevocable letters of credit		17,651	1,459,728	2,815,128
Bills for collection		-	-	-
Other contingent liabilities		-	-	-
Total contingent liabilities		**17,651**	**1,459,728**	**2,815,128**
Other commitments				
Documentary credits and short term trade-related transactions		-	-	-
Forward assets purchased and forward deposits placed		-	-	-
Undrawn note issuance and revolving underwriting facilities		-	-	-
Undrawn formal standby facilities, credit lines and other commitments		-	-	-
Total other commitments		**-**	**-**	**-**
Total off-balance sheet items including contingent liabilities		**17,651**	**1,459,728**	**2,815,128**

AMARSTOCK

Profit and Loss Account for the year ended 31 December 2017

(Off-shore Banking Unit)

	Notes	2017		2016
		USD	Taka	Taka
Interest income	10	6,679,854	552,423,900	299,955,552
Interest paid on deposits and borrowings etc.	12	4,456,145	368,523,177	214,594,108
Net interest income		**2,223,709**	**183,900,723**	**85,361,444**
Investment income		-	-	-
Commission, exchange and brokerage		-	-	-
Other operating income	11	86,442	7,148,703	856,198
Total operating income		**2,310,151**	**191,049,426**	**86,217,642**
Salary and allowances	13	52,632	4,352,601	4,983,114
Rent, taxes, insurance, electricity, etc.		-	-	-
Legal expenses		-	-	-
Postage, stamp, telecommunications, etc.	14	145	12,000	4,904
Stationery, printings, advertisements, etc.		-	-	-
Managing Director & CEO's salary and allowances		-	-	-
Directors' fees		-	-	-
Auditors' fees		-	-	-
Charges on loan losses		-	-	-
Depreciation and repair of bank's assets	15	2,369	195,905	315,430
Other expenses	16	7,593	627,975	590,114
Total operating expenses		**62,739**	**5,188,481**	**5,893,562**
Profit before provision		**2,247,412**	**185,860,945**	**80,324,080**
Provision for loans and off-balance sheet exposures	3.4			
Specific provision for loans		-	-	-
General provision for loans		220,000	18,194,000	18,316,127
General provision for off-balance sheet exposures		-	-	-
		220,000	**18,194,000**	**18,316,127**
Other provision		-	-	-
Total provision		**220,000**	**18,194,000**	**18,316,127**
Net profit before taxation		**2,027,412**	**167,666,945**	**62,007,953**
Provision for taxation				
Current tax		-	-	-
Deferred tax [expense /(income)]		-	-	-
		-	-	-
Net profit after taxation		**2,027,412**	**167,666,945**	**62,007,953**
Appropriations	**9**	**-**	**-**	**-**
Retained surplus to retained earnings		**2,027,412**	**167,666,945**	**62,007,953**

AMARSTOCK

Cash Flow Statement for the year ended 31 December 2017

(Off-shore Banking Unit)

	Notes	2017		2016
		USD	Taka	Taka
A) Cash flows from operating activities				
Interest receipts in cash		6,679,854	552,423,900	299,955,552
Interest payments		(4,456,145)	(368,523,177)	(214,594,108)
Dividend receipts in cash		-	-	-
Gain on sale of shares		-	-	-
Gain on sale of securities		-	-	-
Recoveries of loan previously written-off		-	-	-
Fee and commission receipts in cash		-	-	-
Cash payments to employees		(52,632)	(4,352,601)	(4,983,114)
Cash payments to suppliers		-	-	-
Income taxes paid		-	-	-
Receipts from other operating activities		86,442	7,148,703	856,198
Payments for other operating activities		(7,593)	(627,975)	(590,114)
Operating profit before changes in operating assets and liabilities		**2,249,926**	**186,068,850**	**80,644,414**
Increase/(decrease) in operating assets and liabilities				
Statutory deposits		-	-	-
Purchase /sale of trading securities		-	-	-
Loans and advances to other banks		-	-	-
Loans and advances to customers		(17,032,067)	(1,802,223,655)	(1,831,610,828)
Other assets		-	-	-
Deposits from other banks		-	-	-
Deposits from customers		(242,303)	(17,568,484)	(7,783,066)
Other liabilities account of customers		30,106,339	3,027,111,973	2,617,249,097
Other liabilities		168,485	16,380,253	(12,212,476)
Net cash from operating activities		15,250,379	1,409,768,937	846,287,141
B) Cash flows from investing activities				
Payments for purchase of securities		-	-	-
Proceeds from sale of securities		-	-	-
Purchase of property, plant and equipment		-	-	-
Sale proceeds of property, plant and equipment		-	-	-
Net cash used in investing activities		-	-	-
C) Cash flows from financing activities				
Receipts from issue of loan capital and debt securities		-	-	-
Dividends paid		-	-	-
Net cash from financing activities		-	-	-
D) Net increase / (decrease) in cash (A+B+C)		**15,250,379**	**1,409,768,937**	**846,287,141**
E) Cash and cash-equivalents at beginning of year		**37,161,080**	**2,924,658,763**	**2,078,371,622**
F) Cash and cash-equivalents at end of year (D+E)		**52,411,459**	**4,334,427,700**	**2,924,658,763**

AMARSTOCK

Notes to the Financial Statements as at and for the year ended 31 December 2017

(Off-shore Banking Unit)

1. Status of the unit

1.1 The Off-shore Banking Units (OBU) of Dutch-Bangla Bank Limited are governed by the applicable rules & regulations of Bangladesh Bank. The Bank obtained the permission for conducting the activities of OBU under reference letter no. BRPD(P-3)744(109)/2010-610 dated 23 February 2010 of Bangladesh Bank. The Bank started the operation of OBU on 12 July 2010. The number of OBUs were two as at 31 December 2017, located at Chittagong EPZ Branch-Chittagong and Dhaka EPZ Branch-Dhaka.

1.2 Nature of business

The principal activities of the Bank are to carry on all kinds of banking business in accordance with applicable rules and regulations of Bangladesh Bank for operations of Off-shore Banking Unit in Bangladesh.

2. Significant accounting policies and basis of preparation of financial statements

2.1 Basis of accounting

The financial statements of the Bank have been prepared under historical cost convention and in accordance with the Bank Companies Act, 1991 as amended under sub-section 38(4) of the Act, relevant Bangladesh Bank Circulars, International Accounting Standards (IASs) and International Financial Reporting Standards (IFRSs) adopted by the Institute of Chartered Accountants of Bangladesh (ICAB) and named as Bangladesh Accounting Standards (BASs) and Bangladesh Financial Reporting Standards (BFRSs) respectively, the Companies Act, 1994, the Securities and Exchange Rules, 1987 and other rules and regulations applicable in Bangladesh.

The financial statements represent the financial position and results of OBUs of the Bank.

2.2 Functional and presentation currency

The functional currency of OBUs is US Dollar. While the financial statements are presented both in USD and equivalent Bangladesh Taka.

Transactions in others currencies are recorded in the functional currency (USD) at the rate of exchange prevailing on the date of the transactions. Assets and liabilities in other currencies are translated into functional currency (USD) at the rate of exchange prevailing at the date of balance sheet.

2.3 Loans and advances

a) Loans and advances are stated at gross amount. While the provision and interest suspense against loans and advances are shown separately as other liabilities.

b) Interest income is calculated on daily product basis and accounted for on quarterly rest on accrual basis until the loans and advances are defined as classified accounts as per Bangladesh Bank guidelines. As per Bangladesh Bank directives, interest on loans and advances classified as bad/loss is not accounted for. A separate memorandum record is maintained for such interest on bad/loss loans.

c) Provision for loans and advances is made on the basis of the year-end review by the management of the Bank in line with the instructions contained in BRPD Circular No. 14 dated 23 September 2012 and BRPD Circular No. 19, dated 27 December 2012, BRPD Circular No. 05 and 06 dated 29 May 2013 issued by Bangladesh Bank.

2.4 Revenue recognition

The revenues of the OBU during the year have been recognized in terms of the provisions of **Bangladesh Accounting Standard (BAS) 18 , 'Revenue'** as outlined below:

2.4.1 Interest income

a) Interest income from loans and advances and lease finance

The policy for accounting of interest income on loans and advances is stated in 2.3.a and 2.3.b above.

2.4.2 Fees and commission income

Fees and commission income arising from different services provided by the Units are recognized on cash receipt basis.

2.4.3 Interest paid on deposits and borrowings

Interest paid on deposits, borrowings etc. are accounted for on accrual basis.

2.5 Cash flow statement

Cash flow statement has been prepared in accordance with the **Bangladesh Accounting Standard (BAS) 7, 'Statement of Cash Flows'** under Direct method as recommended in the BRPD Circular No. 14 dated 25 June 2003 issued by the Banking Regulation & Policy Department of Bangladesh Bank.

	2017		2016
	USD	**Taka**	**Taka**
3. Loans and advances			
Loans, cash credits, overdrafts etc.	8,062,126	666,737,816	810,947,527
Bills purchased and discounted	107,442,032	8,885,456,024	6,939,022,658
Total loans and advances	**115,504,158**	**9,552,193,840**	**7,749,970,185**
3.1 Net loans, advances and lease receivables including bills purchased and discounted			
Total loans, advances and lease receivables	115,504,158	9,552,193,840	7,749,970,168
Less : Provision against loans and advances (specific and general)	1,204,248	95,693,755	77,499,755
Less : Cumulative balance of interest suspense account	-	-	-
	114,299,910	**9,456,500,085**	**7,672,470,413**
3.2 Residual maturity grouping of loans, advances and lease receivables including bills purchased and discounted			
Payable			
On demand	-	-	-
Within one to three months	-	-	-
Within three to twelve months	115,504,158	9,552,193,840	7,749,970,185
Within one to five years	-	-	-
More than five years	-	-	-
	115,504,158	**9,552,193,840**	**7,749,970,185**

	2017		2016
	USD	Taka	Taka

3.3 Classification status of loans and advances including the bills purchased & discounted

Unclassified			
Standard	115,504,158	9,552,193,840	7,749,970,185
Special mention account (SMA)	-	-	-
	115,504,158	**9,552,193,840**	**7,749,970,185**
Classified			
Substandard	-	-	-
Doubtful	-	-	-
Bad / loss	-	-	-
	-	-	-
	115,504,158	**9,552,193,840**	**7,749,970,185**

3.4 Classification and provisioning of loans, advances and lease receivables including bills purchased and discounted

Classification / Status of loans and advances	Amount of outstanding loans and advances as at 31 December 2017		Base for provision	Percentage (%) of provision required as per Bangladesh Bank's directives	Amount of provision required as at 31 December 2017 (Taka)	Amount of provision required as at 31 December 2016 (Taka)
	USD	Taka	Taka			
Unclassified loans and advances						
Small & Medium enterprise financing				0.25%		
Other than Small & Medium enterprise financing	115,504,158	9,552,193,840	9,552,193,840	1.00%	95,521,938	77,499,702
Special mention account	-	-	-	5%	-	-
Total unclassified loans and advances	**115,504,158**	**9,552,193,840**	**9,552,193,840**		**95,521,938**	**77,499,702**
Classified loans and advances						
Substandard	-	-	-	20%	-	-
Doubtful	-	-	-	50%	-	-
Bad / loss	-	-	-	100%	-	-
Total classified loans and advances	**-**	**-**	**-**		**-**	**-**
Total loans and advances	**115,504,158**	**9,552,193,840**	**9,552,193,840**		**95,521,938**	**77,499,702**
Total provision maintained					**95,693,755**	**77,499,755**
Total provision surplus					**171,817**	**53**

3.5 Geographical location-wise loans, advances and lease receivables including bills purchased and discounted

Dhaka Division	112,695,868	9,319,948,305	7,089,173,233
Chittagong Division	2,808,289	232,245,535	660,796,952
Other Divisions	-	-	-
	115,504,158	**9,552,193,840**	**7,749,970,185**

	2017		2016
	USD	Taka	Taka

4. Fixed assets at cost or revalued amount including land, building, furniture and fixtures

Computer equipment and software	1,242	101,633	101,633
	1,242	**101,633**	**101,633**
Less: Accumulated depreciation	1,241	101,551	100,346
Exchange differences adjustment*			1,205
	1,241	**101,551**	**101,551**
* USD1 = Taka 81.85 in 2011	**1**	**82**	**82**

5. Other assets

Interest accrued on investment but not collected, commission and brokerage receivable on shares and debentures and other income receivable	386,587	31,970,723	16,387,601
	386,587	**31,970,723**	**16,387,601**

6. Borrowings from other banks, financial institutions and agents

a) In Bangladesh

Borrowings from Dutch-Bangla Bank, Head Office	78,908,110	6,533,018,440	9,223,345,592
	78,908,110	6,533,018,440	9,223,345,592
b) Outside Bangladesh			
Borrowings from other banks, financial institutions and agents	83,771,139	6,927,873,213	1,210,434,088
	83,771,139	6,927,873,213	1,210,434,088
Total (a+b)	**162,679,249**	**13,460,891,653**	**10,433,779,680**

7. Deposits and other accounts

Current deposits	357,875	29,596,258	45,809,324
Savings bank deposits	-	-	-
Fixed deposits	-	-	-
Special notice deposits	-	-	-
Monthly term deposits	-	-	-
Sundry deposit - withholding tax -IT	17,651	1,459,728	2,815,146
	375,526	**31,055,986**	**48,624,470**

8. Other liabilities

Interest payable on borrowings	1,135,637	93,917,180	61,882,517
Accumulated provision for loans and advances including off-balance sheet exposures **[Note 8.1]**	1,204,248	95,693,755	77,499,755
Other liability	13	694	-
Exchange differences*	-	260	(135,663)
* USD1 = Taka 82.7000 as on 31 December 2017; USD1 = Taka 78.7022 as on 31 December 2016.	**2,339,898**	**189,611,889**	**139,246,609**



		2017		2016
		USD	Taka	Taka
8.1	**Accumulated provision for loans and advances and Off-balance sheet exposures**			
	General provision			
	Opening balance	984,248	77,499,755	59,183,628
	General provision for the year	220,000	18,194,000	18,316,127
	Provision held at the end of the year **[Note 3.4]**	**1,204,248**	**95,693,755**	**77,499,755**
9.	**Retained earnings**			
	Balance at 1 January	880,121	69,365,872	7,357,919
	Retained surplus for the year	2,027,412	167,666,945	62,007,953
	Closing balance	**2,907,533**	**237,032,817**	**69,365,872**
10.	**Interest income**			
	Interest on loans and advances	5,052,340	417,828,520	230,078,159
	Interest on balance with other banks and financial institutions	1,627,514	134,595,380	69,877,393
		6,679,854	**552,423,900**	**299,955,552**
11.	**Other income**			
	Commission	329	27,186	16,431
	Recoveries from client	2,248	185,910	87,989
	Service charges on deposit accounts	8,976	742,315	283,879
	Income from Export-Import	74,889	6,193,292	467,899
		86,442	**7,148,703**	**856,198**
12.	**Interest paid on deposits and borrowings etc.**			
	Interest paid on borrowings	4,456,145	368,523,177	214,594,108
		4,456,145	**368,523,177**	**214,594,108**
13.	**Salary and allowances**			
	Basic salary	27,448	2,269,961	2,605,127
	House rent allowance	13,724	1,134,980	1,302,562
	Conveyance allowance	1,978	163,550	115,277
	Bank's contribution to provident fund	2,743	226,814	260,515
	Medical expenses	2,743	226,814	260,515
	Bonus	3,996	330,482	439,118
		52,632	**4,352,601**	**4,983,114**
14.	**Postage, stamp, telecommunications, etc.**			
	Postage, telecommunications, etc.	145	12,000	4,904
		145	**12,000**	**4,904**

AMARSTOCK

		2017		2016
		USD	Taka	Taka
15	**Depreciation and repair of bank's assets**			
	Depreciation on fixed assets including land, building, furniture and fixtures **[Note-14.1]**	-	-	9,729
	Repair and maintenance **[Note-14.2]**	2,369	195,905	305,701
		2,369	**195,905**	**315,430**
15.1	**Depreciation on fixed assets including land, building, furniture and fixtures**			
	Computer equipment and software	-	-	9,729
		-	**-**	**9,729**
15.2	**Repair and maintenance**			
	Vehicle	2,369	195,905	305,701
		2,369	**195,905**	**305,701**
16.	**Other expenses**	**7,593**	**627,975**	**590,114**

AMAR STOCK



Any time
Anywhere

Top Management of DBBL

Managing Director & CEO

Mr. Abul Kashem Md. Shirin

Deputy Managing Directors

Mr. Md. Sayedul Hasan

Mr. Khan Tariqul Islam

Mr. Md. Monzur Mofiz

AMAR STOCK

DBBL BRANCHES

01. Abdullahpur Branch
Anwar Hossain Plaza (1st floor), Abdullahpur,
Keraniganj, Dhaka.
Mob: 01938-801698

02. Aganagar Branch
Mayaz Tower (1st & 2nd floor),
Aganagar, Kaligonj, Keranigonj, Dhaka.
Mob: 01938-803293

03. Agrabad Branch
Hossain Court, 75, Agrabad C/A, Chittagong-4100.
Tel: 031-724781-2, 031-726571
Mob: 01711-728391, 01729-072876

04. Amborkhana Branch
781, Lace Super Market (1st floor), Amborkhana, Sylhet.
Tel: 0821-710416, 0821-720178
Mob: 01938-801621
Fax: 0821-717497

05. Amin Bazar Branch
Begun Bari, Amin Bazar, Savar, Dhaka.
Tel: 02-9026098, 02-9026096
Mob: 01938-801677

06. Ashkona Branch
Bhuiyan Shopping Complex, 301/631, Ashkona,
Dakshinkhan, Dhaka.
Tel: 58955884, 7912494, 7914814
Mob: 01938-801625

07. Ashuganj Branch
Nur Plaza, Dag# R. S. 97/2961, Union: Chor Chartala,
Thana: Ashuganj, Dist: Brahmanbaria.
Tel: 8528-74144, 8528-74154
Mob: 01938-803287

08. Ashulia Branch
Jamgora, DEPZ Main Road, Ashulia, Dhaka.
Mob: 01938-801656

09. Ati Bazar Branch
Ati Bazar, Keraniganj, Dhaka.
Tel: 02-55103283, 02-55103284
Mob: 01938-801676, 01938-801681

10. Aushkandi Branch
1st Floor of Hazi Nawab Mansion, Aushkandi,
Nabiganj, Habiganj.
Mob: 01847278108

11. B. B. Road Branch
60 (Old) / 86 (New), B.B. Road, Narayanganj.
Tel: 7642860-2, Mob:01711-541739
Fax: 7642862

12. Baburhat Branch
Madhabdi Bazar, Narsingdi.
Tel: 9446921-22, 9446670
Mob: 01711-541734, 01711-629340

13. Banani Branch
Plot# 75, Block# B, Kamal Ataturk Avenue, Banani,
Dhaka-1213. Tel: 55034190, 9883892
Mob: 01711-596014, 01713-069923, Fax: 9887336

14. Bandura Branch
Shezan Multi Shopping Mall (1st Floor),
Bandura Bazar, Nawabganj, Dhaka.
Mob: 01730-726982, 01730-726983, 01713-481746

15. Barisal Branch
S.S. Tower, 109, Sadar Road, Barisal.
Tel: 0431-61662,0431-2174474
Mob: 01713-450734, 01938-801653
Fax:0431-2174489

16. Bashundhara Branch
Ka-3/1-C (1st Floor) Bashundhara Road,
Jagannathpur, Dhaka-1229. Tel:8413618-20
Mob: 01730-024092, Fax: 8413620 Ext: 108

17. Basurhat Branch
Tanha Bhaban (1st & 2nd floor),
College Road, Basurhat, Noakhali.
Tel: 03223-56015-16, Mob: 01730-333631
Fax: 03223-56010

18. Beani Bazar Branch
Zaman Plaza, Beani Bazar, Sylhet.
Tel: 08223-56061-62
Mob: 01713-481743
Fax: 08223-56060

19. Benapole Branch
Noor Shoping Complex, Holding # 570/1, Jessore-Kolkata
Highway, Benapole, Jessore. Mob: 01847278106

20. Bhairab Branch
261-262, Char Rastar More, Bottola Road, Bhairab Bazar,
Bhairab, Kishorgonj.
Tel: 029470255-6, Mob: 01730-333773

21. Bhuigar Branch
Bhuiyan Tower (1st floor), Bhuigar Bus stand, Fatulla,
Kutubpur, Narayanganj.
Mob: 01938-801734

22. Bhulta Branch
Hazi Abdul Haque Super Market, Bhulta, GolaKandail,
Rupgonj, Narayangonj.
Mob: 01730-313995



23. Bijoynagar Branch
180-181, Shahid Syed Nazrul Islam Shoroni,
Bijoynagar, Dhaka.
Tel: 8391562-3, Mob: 01730-703441, 01938-801692

24. Biswanath Branch
Didar Shopping Complex, Rampasha Road,
Biswanath, Sylhet.
Tel: 08224-56009, 08224-56010
Mob: 01713-080234

25. Board Bazar Branch
Mansur Plaza, Board Bazar, Gazipur.
Tel: 9293433-5, Mob: 01713-060712

26. Bogra Branch
Madhu Metro Tower (2nd & 3rd Floor),
Holding# 56/64, Kazi Nazrul Islam Road, Sathmatha,
Bogra Sadar, Bogra-5800.
Tel: 051-69820, 051-69830, Mob: 01713-201690

27. Borolekha Branch
Hazi Moshud Ali Trade Centre,
Vill-Baroigram (Borolekha Bazar),
P.S.: Borolekha, Dist: Moulvibazar.
Tel: 08622-56702-04, Mob: 01938-801634

28. Brahmanbaria Branch
F.C. Tower, Holding# 1018,
Court Road (Kalaisreepara), Brahmanbaria
Tel: 0851-63284
Mob: 01938-801650

29. Chandpur Branch
Hakim Plaza, 2nd floor,
248, Shahid Muktijoddha Road, Chandpur.
Tel: 0841-66595-7, Mob: 01938-801714

30. Chapai Nawabganj Branch
Holding# 04 (2nd floor), Puraton Bazar,
Godagari Road, Chapai Nawabganj.
Tel: 0781-52699(M), 0781-52697(D/M), 0781-52698 (cash)
Mob: 01938-801715

31. Chhatak Branch
Mehetaj Shopping City, 82, Girls' School Road,
Chhatak, Sunamganj.
Tel: 08723-56356, 08723-56446, 08723-56439
Mob: 01713-481707

32. Chittagong EPZ Branch
Islam Mansion, Airport Road,
South Halishahar, Bondor, Chittagong.
Tel: 031-741421-2, Mob:01730-703435

33. Chokoria Branch
M. M. Hossain Market,862, Main Road,
Chokoria, Cox's Bazar.
Tel: 034-2256415, 034-2256416
Mob: 01938-801664

34. Chowmuhani Branch
NSS Bhaban, Feni Road,
Chowmuhani, Begumganj, Noakhali.
Tel: 0321-53632-3, Mob: 01730-077785

35. Chuadanga Branch
Anawar Tower, Holding# 0634, Ferighat Road,
Ward# 04, Chuadanga.
Tel: 0761-81131-2
Mob: 01988-03288

36. Comilla Branch
32/30, Bandi Shahi Market, Chawk Bazar, Comilla.
Tel: 081-61011, Mob: 01713-431444

37. Companiganj Branch
871 (1st & 2nd floor), Nabinagar Road,
Companiganj, Muradnagar,
Comilla.
Mob: 01938-801717

38. Cox's Bazar Branch
M. Rahman City Centre, Holding# 465,
Road# 01, Main Road, Cox's Bazar Sadar, Cox's Bazar.
Tel: 0341-51146-7
Mob: 01713-257364

39. Dagonbhuiyan Branch
Sultan Tower, Zero Point, Dagonbhuiyan, Feni.
Tel:03323-79397-8
Mob: 01730-351786
Fax: 03323-79425

40. Dakshinkhan SME / Agriculture Branch
83, Rajob Ali Super Market (1st Floor),
Dakshinkhan Bazar, Dakshinkhan, Dhaka.
Tel: 8999669-71, Mob:01730-317194

41. Dania Branch
Ayesha Mosharaf Shopping Complex (2nd & 3rd Floor),
Dania, Shyampur, Dhaka 1236.
Tel: 7552400, 7553095, 7552501, Mob: 01713-010703
Fax: 7552501

42. Dhaka EPZ Branch
Baipail Mor, Asulia,Savar, Dhaka.
Tel: 7790668, 7788254
Mob: 01713-046290
Fax: 7789265

43. Dhanmondi Branch
House# 500A-1/A (1st Floor), Road# 8,
Dhanmondi R/A, Dhaka-1205.
Tel: 58610963, 58615661, 58611372, Mob: 01711-590289

44. Dhaka Dakshin SME / Agriculture Branch
32, Shahir Uddin Super Market,
Dhaka Dakshin, Golapganj, Sylhet.
Tel: 8227-56523
Mob: 01713-481740

45. Dinajpur Branch
Palok, Munshipara, Lilir Mor, Kotwali, Dinajpur.
Tel: 0531-63960-61, Mob: 01730-331459
Fax: 0531-63962

46. Digpait Branch
Digpait Uposhahar, Sadar, Jamalpur.
Mob: 01938-801620

47. Dumni Branch
Dumni Bazar, Khilkhet, Dhaka.
Mob: 01938-801704

48. Elephant Road Branch
118/3, Dr. Kudrat-E-Khuda Road (Elephant Road, Bata Signal), Dhaka – 1205. Tel: 9631875, 9675498
Mob: 01713-049306, 01938-801690
Fax: 9675498 Ext-(111)

49. Elenga Branch
Ekattur Bhaban (1st floor), Elenga Bus Stand,
Kalihati, Tangail.
Mob: 01938-801713

50. Fatikchari Branch
Nazrul Shopping Complex, College Road,
Bibirhat, Fatikchari, Chittagong.
Tel: 03022-56235-6, Mob: 01730-077780

51. Faridpur Branch
Chawk Bazar Tower,
57-58, Chawk Bazar, Faridpur.
Tel: 0631-67080-82, Mob: 01730-703437

52. Feni Branch
Aziz Shopping Centre, 163, S.S.K. Road, Feni.
Tel: 0331-63526, 0331-74490
Mob: 01713-431443

53. Gazipur Branch
Asian Tower (2nd floor), Holding# 80, Block# J,
Bus Stand, Bazar Road, Joydebpur, Gazipur.
Tel-02-9264234, 9264260, 9264189, 9264228
Mob: 01938-801695, Fax: 02-9264234

54. Gazipur Chowrasta Branch
Reaz Tower (1st Floor), Gazipur Chowrasta, Gazipur.
Tel: 9262167, 9262001, 9262067
Mob: 01713-141987, 01938-801649

55. Goala Bazar Branch
Hazi Abdul Gafur & Sons Shopping Complex (1st & 2nd Floor), South Goala Bazar, Osmani Nagar, Sylhet.
Tel: 08242-56419-20, Mob: 01730-077787

56. Gobindaganj Branch
219, Rangpur -Bogra Highway, Gobindaganj, Gaibandha.
Tel: 05423-75310, 05423-75318
Mob: 01713-435864
Fax: 05423-75320

57. Gopaldi Branch
Holding# H/D-112, Ward# 06, Gopaldi,
Araihazar, Narayanganj.
Mob: 01938-803290

58. Gouripur Branch
Madona Twin Tower, Gouripur Bazar, Gouripur,
Daoudkandi, Comilla. Mob: 01938-801680

59. Golapgonj Branch
Noor Mansion, Golapgonj, Chowmohona, Sylhet.
Tel: (08227)-756300, Mob: 01713-060998

60. Gopalganj Branch
04, Madrasa Road,
Gopalganj Sadar,
Gopalganj.
Mob: 01847278101

61. Gulshan Branch
The Grand Delvistaa CES (A), Road # 113, Old GP Center,
Gulshan, Dhaka - 1212. Tel: 58812213, 9888436
Mob: 01711-590396, 01713-040865, Fax: 8826344

62. Gulshan Circle-1 Branch
Bay's 23, Gulshan Avenue (1st Floor), Plot # 6,
Block # SW (I), Gulshan Model Town, Dhaka - 1212.
Mob: 01938-801720, 01938-801726

63. Habiganj Branch
Habiganj Regency, R.D Hall Road (Kalibari Road),
Habiganj.
Tel: 0831-63153-4, Mob: 01730-703433, Fax: 0831-63152

64. Halishahar Branch
Holding No.12/A, Road# 1, Block-G, Port Connecting Road, Halishahar Housing Estate, Chittagong.
Tel: 031-2518051-3, Mob: 01730-333630

65. Hasnabad Branch
Mofizuddin Mansion, Holding# 01,
Hasnabad, South Keraniganj,
Dhaka.
Mob: 01938-803296

66. Hathazari Branch
S.S. Tower (1st Floor), Court Road, Hathazari, Chittagong.
Tel: 031-2601188
Mob: 01711-728300

67. Hemayetpur Branch
Hazi Ashraf Shopping Complex, 1st floor,
Hemayetpur Bus Stand, Savar, Dhaka.
Tel: 027745865, Mob: 01938-801718

68. Imamgonj Branch
41, Imamgonj, Roy Ishwar Chandra Sheel Bahadur Street,
Lalbagh, Dhaka.
Tel: 7341344, 7341369-70
Mob: 01713-060961, Fax: Ext:108



69. Islampur Branch
Jahangir Tower (2nd Floor & 3rd floor), 114-116, Islampur Road, Dhaka-1100. Tel: 57395414, 57392944, 57396026
Mob: 01711-594508, 01730-726981

70. Jamalpur Branch
Jam-e Masjid Road (Tamaltala),
Jamalpur Sadar, Jamalpur.
Tel: 0981-62489, 0981-64868, Mob: 01938-801644

71. Jhawtala SME / Agriculture Branch
Holding# 1040/2 (1st Floor), Jhawtala Main Road,
Jhawtala, Comilla. Tel: 081-68618, 081-68588
Mobile: 01713-481725, Fax: 081-68594

72. Jessore Branch
11/A, R.N. Road, Kotwali, Jessore.
Tel: 0421-68314-5
Mob: 01713-431347

73. Jhenaidah Branch
M. N. Super Market (1st floor), 19, Sher-e-Bangla Sarak,
Jhenaidah Sadar, Jhenaidah. Tel: 0451-63641-2
Mob: 01938-801694, FAX : 0451-63643

74. Joypara Branch
Monowara Mansion, Joypara Bazar,
Dohar, Dhaka. Tel: 02-7768169, Mob:01713-201877

75. Joypurhat Branch
Ansar Ali Complex (Gr. Floor), Sadar Road, Joypurhat.
Mob: 01938-803285

76. Jubilee Road Branch
Kader Tower (2nd Floor), Tinpool, 128, Jubilee Road,
Kotwali, Chittagong.
Tel: 031-2854491-3, Mob: 01713-257361

77. Kadamtali Branch
Rahat Centre(1st Floor), 295, D.T. Road,
Kadamtali, Chittagong.
Tel: 031-2514116, 031-2514130, Mob: 01713-257362

78. Kalampur Branch
Kalampur Bazar, Dhamrai,
Dhaka-1351.
Mob: 01938-801703

79. Kaliganj Branch
Gouro Bhabon (1st floor), 220, Kaligonj Bazar,
Kaligonj, Gazipur.
Mob: 01938-801712

80. Kanchpur Branch
96, Sonargaon Mega Complex (1st floor), Kanchpur,
Sonargaon, Narayanganj.
Mob: 01938-803283

81. Kapasia Branch
Mollah Manson, Kapasia Bazar, Kapasia, Gazipur.
Mob: 01938-801711

82. Kashinathpur Branch
New Alahi Super Market, Kashinathpur Bazar,
Kashinarhpur, Sathia, Pabna.
Mob: 01938-801702

83. Kawran Bazar Branch
BDBL Bhaban (2nd Floor),
12, Kawran Bazar, Dhaka-1215. Tel: 58155506, 58155508
Mob: 01711-590395, 01711-431524, Fax:58155522

84. Keraniganj Branch
Jahanara Plaza, Dakpara, Zinzira, Keraniganj, Dhaka.
Tel: 7763994-6, Mob: 01938-801615
Fax: 7763997

85. Khatunganj Branch
Alam Business Center (1st & 2nd floor),
254, Khatungonj, Chittagong.
Tel: 031-2856781-3, 031-2866691-2, Mob: 01730-088882

86. Khulna Branch
R. Amin Trade Center, 17, KDA Avenue, Khulna.
Tel: 041-813782-3
Mob: 01713-400582

87. Konabari Branch
143/144 BSCIC Industrial Area, Konabari, Gazipur.
Tel: 9298841-3, Mob: 01730-077784

88. Kishoreganj Branch
Nirala Shopping Complex, 742, Ishakhan Road,
Kishorejonj. Tel: 0941-61390-1, Mob: 01938-801699

89. Kurigram Branch
Ganir Uddin Super Market, 1st floor, Holding# 25,
Ghoshpara, Bazar Road, Kurigram.
Mob: 01938-801732

90. Kushtia Branch
Monir Tower, 298 (old 164) N.S. Road, Barobazar, Kushtia.
Tel: 071-71729, 071-71730
Mob: 01730-333634

91. Laksham Branch
Khair Mansion, Holding# 894, Laksham Bazar,
Laksham, Comilla. Tel: 08032-51031-2
Mob: 01938-801647

92. Local Office
1, Dilkusha C/A, Dhaka-1000.
Tel: 9568539, 9559291, 9557846, 9552831
Mob: 01730-031823, 01711-566271

93. Lohagara Branch
Mostafa City (1st Floor), Lohagara Sadar,
Lohagara, Chittagong.
Tel: 03034-56342, Mob: 01730-024090

94. Laxmipur Branch
Ali Plaza, 1126, 1127 Godown Road (Old Khaddogudam Road),
Laxmipur. Tel: 0381-62429, 62409, Mob: 01938-801646

95. Madaripur Branch
Melbourne Plaza, Holding# 1055/A,
Puran Bazar, Madaripur.
Tel: 0661-62005, 0661-62006, 0661-61873
Mob: 01713-248799

96. Magura Branch
Kokhon-Anowara Tower, Holding No-94, Pashu Haspatal Para, Syed Atar Ali Road, Ward#09, Pourosova- Magura, Upzilla-Magura, Zilla-Magura.
Mob: 01847278103

97. Maijdee Court Branch
Rahman Center (1st floor), Town Hall More,
Main Road, Maijdee Court, Noakhali.
Tel: 032171043, 032171047, Mob: 01938-803284

98. Mainamati Branch
2nd Floor of A.M Hazi Market, Nischintopur, Comilla Cantonment, Comilla Sadar, Comilla.
Mob: 01847278107

99. Manda Branch
145 North Manda (Main Road), Mugda, Dhaka-1214.
Tel: 02-7274429-31
Mob: 01938-801675

100. Manikgonj Branch
Shandhani Plaza (1st Floor), 69/1, Shahid Rafiq Sarak,Manikgonj.
Tel: 7720020, 7720149, Mob: 01730-024094

101. Masterbari Branch
RH Complex (1st Floor), Masterbari,
Valuka, Mymensingh.
Mob: 01938-803295

102. Matuail Branch
Meghna Plaza, 11, Konapara, Main Road,
Paradogar Matuail, Dhaka. Tel: 7550640, 7550644
Mob: 01938-801614, Fax: 77550642

103. Mawna Branch
Hazi Amir Complex (1st & 2nd Floor), Mawna Chowrasta, Sreepur Road, Sreepur, Gazipur-1740.
Mob: 01938-801651

104. Meghula Bazar SME / Agriculture Branch
Morol Market, Meghula Bazar,
Dohar, Dhaka.
Mob: 01713-481708

105. Mirer Bazar Branch
Fouzia Sarker Commercial Complex (2nd floor)
Kamargaon, Mirer Bazar, Pubail, Gazipur.
Mob: 01938-801654

106. Mirpur Branch
8, Darus Salam Road, Mirpur–1, Dhaka-1216.
Tel: 9016841, 9016843
Mob: 01711-593280, Fax: 9030533

107. Mirpur Circle-10 Branch
Central Plaza (1st & 3rd Floor),
231 Senpara, Parbota Mirpur -10, Dhaka -1216.
Tel: 9015957, 9015975, 9015966
Mob: 01713-247410

108. Mirzapur Branch
Ashkabar Biponi Bitan (1st Floor),
Mirzapur Bus Stand, Mirzapur, Tangail.
Tel: 09229-56226-7
Mob: 01713-257363, 01938-801652

109. Modonpur Branch
Ekota Shomobay Super Market (2nd Floor),
Modonpur, Bondor, Narayanganj.
Mob: 01938-803289

110. Mohammadpur Branch
75/C, Asad Avenue,
Mohammadpur, Dhaka.
Mob: 01938-803294

111. Mohakhali Branch
35, Bir Uttam A. K. Khandaker Road, Hotel Zakaria International (1st Floor), Mohakhali C/A Dhaka.
Tel: 9891317, 9861939, Mob: 01711-593278, 01938-801608

112. Monhordi Branch
Lake City, 8/1, Monohardi, Narsingdi.
Tel: 9445077, 9445377
Mob: 01938-801701

113. Motijheel Foreign Exchange Branch
Zerin Mansion, 55, Motijheel C/A, Dhaka-1000.
Tel: 9550769, 9570829
Mob: 01711-535664, 01711-543501, Fax: 9550504

114. Moulvibazar Branch
Sonour Complex, M.Saifur Rahman Road,
Paschim Bazar, Moulvibazar.
Tel: 0861-62850-51, Mob: 01713-201879

115. Munshiganj Branch
67/6, Dewan Plaza, Sadar Road, Munshiganj.
Tel: 7620077, 7620099
Mob: 01730-703431

116. Muradpur Branch
Al-Kabir Tower (1st floor), Muradpur,
Panchlish, Chittagong.
Tel: 656011-3, Mob: 01713-060994

117. Mymensingh Branch
Mamatashi Emporium
8 & 12 GKMC Saha Road, Choto Bazar, Mymensingh.
Tel: 091-52081, 091-52082, Mob: 01730-088883

118. Nababpur Branch
165, Nababpur Road, Dhaka-1000.
Tel: 9582872, 47111504, 9583285
Mob: 01711-541738, 01713-043691

119. Narayangonj Branch
45, S.M. Maleh Road, Tanbazar, Narayangonj-1400.
Tel: 7643828, 7631134, 7643088, 764052
Mob: 01713-032551, 01711-880080

120. Naogaon Branch
Ananda Bazar Shopping Complex, Bridge More,
Main Road, Naogaon.
Tel: 0741-81166, 0741-81167
Mob: 01938-801645, Fax: 0741-81176

121. Narayangonj BSCIC Branch
Plot# A - 55, Block# A, BSCIC Hosiery Industrial Area,
Shasongaon, Enayetnagar, Fatullah, Narayangonj.
Tel: 7671609-11, Mob: 01730-313997

122. Narsingdi Branch
217, Deshprio Road, Ward# 4, Narsingdi Sadar,Narsingdi.
Tel: 9464460, 9464470, 9464466
Mob: 01713-481704

123. Natore Branch
R.M Bhaban, Holding # 363, Kanaikhali –Dhaka Road,
Natore Sadar, Natore.
Mob: 01847278102

124. Nawabgonj Branch
1st/2nd Floor, Rajuk Commercial Complex, Nawabganj
Mob: 01847278104

125. Naya Bazar Branch
Arzoo Mansion, 55/3, Banshi Charan Sen Podder Street
(English Road-Tanti Bazar Square), Dhaka.
Tel: 7394659, 57395523, 57394654, Mob: 01713-141986

126. Netaigonj Branch
21, R. K. Das Road, Netaigonj, Narayangonj.
Tel: 7646099, 7648920
Mob: 01713-060713

127. Netrokona Branch
0337, Chitra Medical Hall, (1st & 2nd floor),
Choto Bazar, Netrokona.
Tel: 0951-61698, 0951-61676, 0951-62171
Mob: 01938-801716

128. New Market Branch
Golden Gate Shopping center,
28 Mirpur Road, Dhaka.
Mob: 01847278109

129. O. R. Nizam Road Branch
IPL, Atlanta Trade Center, 788/864,
O.R. Nizam Road, Golpahar Circle, Chittagong.
Tel: 321-2855936-38
Mob: 01713-107249, Fax: 2855939

130. Pabna Branch
205, Haque Super Market, Abdul Hamid Road, Pabna.
Tel: 0731-64478, 0731-63246
Mob: 01730-333635

131. Pagla Branch
Al-Haz Afsar Karim Bhaban, Pagla,
Fatullah, Narayanganj. Tel: 02-7696683-4, 02-7696239
Mob: 01938-801640, 01938-801697

132. Pallabi Branch
Northern Khan Heights, Plot# 34, Main Road# 03,
Block-D, Section# 11, Pallabi, Mirpur, Dhaka-1216.
Tel: 9013444, 9013446, Mob: 01938-801643
Fax: 9013445

133. Panchagarh Branch
Anwar Plaza,Holding # 19, Tetulia Road, Panchagarh.
Tel: 0568-62401, 0568-61210
Mob: 01938-801663

134. Patherhat Branch
Bharateswari Plaza (1st floor), Noapara, Raozan,
Chittagong. Tel:031-671620, 031-671610
Mob: 01711-728339, 01730-726984

135. Panthapath Branch
ENA Shakur Emarat (1st Floor),
19/3, West Panthapath, Dhaka.
Mob: 01938-803291, Tel: 9128325

136. Patuakhali Branch
Holding# 11, S.S. Tower, Sadar Road, Patuakhali.
Tel: 044165194, 044165195, Mob: 01938-801658

137. Pirojpur Branch
Shamsunnahar Tower (2nd floor), Holding# 125,
Shahid Omor Faruque Road (Sadar Road), Pirojpur.
Tel: 0461-63113-4, Mob: 01938-801733

138. Progoti Shoroni Branch
Azhar Comfort Complex (1st floor), Ga-130/A, Progoti
Shoroni, Middle Badda, Dhaka-1212.
Tel: 8834220, 8833976, 8816800, Mob: 01730-703440

139. Rajbari Branch
Miah Tower (1st floor), Holding# 242-244,
College Road, Rajbari Bazar, Rajbari.
Tel: 0641-65800, 0641-65811
Mob: 01938-803292

140. Rajshahi Branch
317, Rajshahi Association Bhavan (1st Floor), Alokar Mor,
Ps: Boalia, Dist: Rajshahi.
Tel: 0721-821593-94, Mob: 01713-455551

141. Rampura Branch
2/1, East Rampura, DIT Road,
Rampura, Dhaka.
Tel: 9356453-54, 9356200
Mob: 01730-317188, 01730-317196

142. Rangpur Branch
Azahar Plaza, Nababganj Bazar,
Dewanbari Road, Rangpur.
Tel:0521-67426-7, 0521-67406, Mob: 01713-431319

143. Raozan SME / Agriculture Branch
256, Hazi Ahsan Ullah Mansion,
Thana Road, Fakirhat, Raozan, Chittagong.
Tel: 03026-56258, Mob: 01713-481710

144. Ring Road Branch
Baitul Aman Tower (2nd Floor), 840-41, Ring Road,
Adabar, Dhaka. Tel: 9137158, 9129290, 8155256
Mob: 01730-024096, 01938-801607

145. Ruhitpur Branch
Khokon Tower (1st & 2nd floor), Ruhitpur Boarding
Market, Keraniganj, Dhaka.
Tel: 7766772, 7766773, Mob: 01938-801657

146. Saidpur Branch
Bismillah Market, 1st & 2nd floor,
Shahid Dr. Zikrul Haque Road, Saidpur.
Tel: 05526-73130-1, 05526-73133
Mob: 01713-431337

147. Satkhira Branch
Meherun Plaza, Boro Bazar Road, Satkhira.
Tel: 0471-65799, 0471-65801
Mob: 01713-186891

148. Satmasjid Road Branch
House# 47, Road# 9/A, Dhanmondi R/A, Dhaka.
Tel: 8191144, 8191162, 8191750
Mob: 01713-481709, 01938-801632

149. Savar Bazar Branch
Amin Tower (2nd floor) 44-A, Savar Bazar Road,
Savar, Dhaka-1340.
Tel: 7741522-23, Mob: 01713-141985

150. Savar Palli Bidyut Branch
2nd Floor, Hazi Nizam Plaza, Dendabar, Savar
Cantonment, Ashulia, Savar,Dhaka.
Mob: 01847278105

151. Shahjalal Uposhahar Branch
Syed Plaza, 1st floor (Level-2), Multiplan Shahjalal City,
Main Road, Shahjalal Uposhohor, Sylhet.
Tel: 0821-721882, 0821-721553, Mob: 01730-703439
Fax: 0821-711861

152. Shahzadpur Branch
Nur Super Market, Monirumpur Bazar,
Shahzadpur, Sirajganj.
Tel: 07527-64001, 07527-64003, Mob: 01713-481701

153. Shantinagar Branch
Green Peace, 41, Chamelibagh, Shantinagar, Dhaka-1217.
Tel: 9335963, 9337063, 9336178
Mob: 01711-541792, 01730-726986

154. Shafipur SME / Agriculture Branch
A-62, Hazi Osman Market,
Shafipur, Kaliakoir, Gazipur.
Tel: 02-49271210-2, Mob: 01730-317192

155. Shimrail Branch
Plot# 218, Haji Ibrahim Khalil Shopping Complex,
Shimrail, Siddergonj, Narayangonj.
Tel: 7691072, 7693465, Mob: 01713-047804

156. Singair Branch
Bahadur Mollah Super Market, (1st floor), Singair Bazar
Road (Shahid Rafiq Sharani), Singair, Manikganj.
Mob: 01938-801730

157. Sirajganj Branch
Apurupa Plaza, 199, S. S. Road, Ward# 03,
Sirajgonj Sadar, Sirajgonj.
Tel: 0751-62711, 0751-62731-2, Mob: 01938-801700

158. Sonagazi Branch
Chakladar Market, 8, Thana Road,
Sonagazi, Feni.
Tel: 03325-76581-2
Mob: 01730-077786

159. Sonargoan Branch
Ambia Plaza, Mograpara Chowrasta,
Sonargoan, Narayangonj.
Tel: 7656339, 7656076, Mob: 01938-801679

160. Sreemongal Branch
Afzal Plaza, Moulivibazar Road, Sreemongal, Moulivibazar.
Tel: 08626-72078-79
Mob: 01730-333632, Fax: 08626-72080

161. Sreenagar Branch
Mokka complex, 1st floor, Vagykul Road, Sreenagar,
Munshiganj.
Mob: 01847278110

162. Sunamganj Branch
Old Bus Stand, Major Iqbal Road, Sunamganj.
Tel: 0871-61219, 0871-61262
Mob: 01938-801639, Fax: 0871-61263

163. Sylhet Branch
358, East Zinda Bazar,
Sylhet-3100.
Tel: 0821-712637, 0821-712623, 0821-712653
Mob: 01711-923159

164. Sylhet Gobindaganj SME / Agriculture Branch
Relation Tower, Gobindaganj Point,
Gobindaganj Notun Bazar, Chhatak, Sunamgonj.
Tel: 0871-31023, 0871-31024, Mob: 01713-481748

165. Tangail Branch
Tangail Tower, Main Road, Tangail Sadar, Tangail.
Tel: 0921-51443, 0921-61307
Mob: 01730-703442, Fax: 0921-62643

166. Tejgaon Branch
315/B, Tejgaon I/A (1st floor), Nabisco Bus Stand
(adjacent Agrani Bank), Dhaka.
Tel: 9830045-7, Mob: 01938-801693, 01938-803282



167. Thakurgaon Branch
Talukder Plaza (1st Floor), 1306, Shahid mohammad Ali Road, Thakurgaon Sadar, Thakurgaon.
Mob: 01938-801731

168. Tongi Branch
Razzak Plaza, 8/2, Anarkoli Roard, Tongi Bazar, Tongi, Gazipur.
Tel: 9816801-03, Mob: 01730-317190

169. Uttara Branch
Plot# 07, Road# 07, Sector# 04, Uttara R/A, Uttara, Dhaka.
Tel: 58954739, 58954206
Mob: 01711-593449, Fax: 58952004

170. Uttara Sonargaon Janopad Branch
House# 02, Sonargaon Janopad, Sector# 11, Uttara, Dhaka.
Tel: 8991718-9, 8991597, Mob: 01938-801619

171. Uttarkhan Branch
Kazi Tower, Masterpara Bazar, Uttarkhan, Dhaka-1230.
Tel: 7914090, 7914091, Mob: 01938-801655

172. Vatara Branch
Shahida Plaza, House# 4261, Ferazitola, Solmaid, Vatara, Bashundhara, Badda, Dhaka.
Tel: 8432760-63, 8432767, Mob: 01938-801642

173. Velanagar Branch
Khadija Mension (1st & 2nd floor), Dhaka-Sylhet Highway, Velanagar, Chinishpur, Narsingdi.
Mob: 01938-803286

174. Wari Branch
S.B.A.L. Sahadat Bilash, 25, Rankin Street, Wari, Dhaka.
Tel: 02-9589158, 9532086-7
Mob: 01938-801678
Fax: 02-9573445

175. Zirabo Branch
Araf Super Market, (1st floor), Zirabo Bus Stand, Savar, Dhaka.
Mob: 01938-801719

AMAR STOCK

FORWARD LOOKING STATEMENTS

This annual report contains forward looking statements with respect to the financial condition, results of operations and business of the Bank and future plan and objectives of the Bank which are based on assumptions, estimates, believes and future expectations. Forward looking statements may include but not limited to future plan, performance, growth of business, profitability and cash flow of the Bank which are subject to known and unknown risks, as a result, actual performance or results may be adverse or materially differ from original plan, assumptions, estimate or expectations expressed or implied in forward looking statements with words such as "believes" "estimates" "respect" "should" "will" "likely" "result" "forecast" "outlook" "project" "way" or "similar repressions". Therefore, undue reliance should not be placed on such forward looking statements for making any decisions, transactions or investments with the Bank.

Actual results may materially differ from those implied or expressed in forward looking statements for a number of factors which may include but not limited to the following:

- Changes in local and international political, economic, business and financial conditions including changes in fiscal, monetary and trade policies;
- Changes in local and international financial and capital markets, interest rates, forex rates, commodity prices;
- Changes in confidence of customers, consumers, investors, depositors and borrowers;
- Changes in consumer behavior and technology;
- Changes in local and international legal and regulatory framework;
- Changes in market structure and competitive condition;
- Unforeseen natural disasters; and
- Any other unforeseen changes in economy, market, society and the globe.

The Bank does not guarantee in any way that the expressions made or implied in forward looking statements would be materialized. The Bank does not also take any responsibility to update, modify or revise any forward looking statement contained in this annual report irrespective of whether those are changed by any new events, information or future development or by any other factors.



LIST OF ABBREVIATIONS

ADB	Asian Development Bank
ADP	Annual Development Program
ALCO	Asset-Liability Management Committee
ATA	Anti- Terrorism Act
ATM	Automated Teller Machine
BACPS	Bangladesh Automated Cheque Processing System
BAS	Bangladesh Accounting Standards
BB	Bangladesh Bank
BBTA	Bangladesh Bank Training Academy
BDT	Bangladesh Taka
BEFTN	Bangladesh Electronic Fund Transfer Network
BFIU	Bangladesh Financial Intelligence Unit
BFRS	Bangladesh Financial Reporting Standards
BIBM	Bangladesh Institute of Bank Management
BRPD	Banking Regulation and Policy Department
BSA	Bangladesh Standards on Auditing
BSEC	Bangladesh Securities and Exchange Commission
BSP	Bangladesh Sanchaya Patra
CAMLCO	Chief Anti Money Laundering Compliance Officer
CAMELS	Capital Adequacy, Asset Quality Management, Earnings, Liquidity and Sensitivity to Market Risk
CD	Current Deposits
CDS	Central Depository System
CEO	Chief Executive Officer
CFO	Chief Financial Officer
CIB	Credit Information Bureau
CRO	Chief Risk Officer
CNG	Compressed Natural Gas
CPI	Consumer Price Index
CRAR	Capital to Risk-weighted Assets Ratio
CRAB	Credit Rating Agency of Bangladesh Limited
CRISL	Credit Rating Information and Services Limited
CRR	Cash Reserve Requirement
CSE	Chittagong Stock Exchange Limited
CSR	Corporate Social Responsibility
CTR	Cash Transaction Report
DBBL	Dutch-Bangla Bank Limited
DBBF	Dutch-Bangla Bank Foundation
DEG	German Investment and Development Company
DOS	Department of Off-site Supervision
DRS	Disaster Recovery Site
DSE	Dhaka Stock Exchange Limited
ECAI	External Credit Assessment Institution
ECB	European Central Bank
ECRL	Emerging Credit Rating Limited
EDF	Export Development Fund
EFT	Electronic Fund Transfer
EGBMP	Enterprise Growth and Bank Modernization Programme
EMI	Equal Monthly Installment
EMV	EuroPay, MasterCard and VISA
EPS	Earnings Per Share
EPZ	Export Processing Zone
ETP	Effluent Treatment Plant
EU	European Union
EVA	Economic Value Added
FCB	Foreign Commercial Bank
FDI	Foreign Direct Investment
FY	Financial Year (July-June)
FMO	Netherlands Development Finance Company
FT	First Track
GDP	Gross Domestic Product
GFSR	Global Financial Stability Report
GOB	Government of Bangladesh
HFT	Held for Trading
HR	Human Resources
HTM	Held to Maturity
IAS	International Accounting Standards
IBP	Inland Bills Purchased
ICAB	The Institute of Chartered Accountants of Bangladesh
IC&CD	Internal Control & Compliance Division
ICC	Internal Control & Compliance Risk
ICB	Investment Corporation of Bangladesh
ICMAB	The Institute of Cost & Management Accountants of Bangladesh
ICT	Information & Communication Technology
IDA	International Development Agency
IFRS	International Financial Reporting Standards
IMF	International Monetary Fund
IPFF	Investment Promotion and Financing Facility
IPO	Initial Public Offering
IT	Information Technology
L/C	Letter of Credit
LIBOR	London Inter-Bank Offering Rates
LIC	Low Income Country
MBS	Mobile Banking Services
MCR	Minimum Capital Requirement
MICR	Magnetic Ink Character Recognition
MLPA	Money Laundering Prevention Act
MTMF	Medium Term Macroeconomic Framework
MVA	Market Value Added
NAV	Net Asset Value
NPL	Non-Performing Loan
OBU	Off-Shore Banking Unit
PEP	Politically Exposed Persons
POS	Point of Sales
PRSP	Poverty Reduction Strategy Paper
PSP	Pratirakha Sanchaya Patra
KYC	Know Your Customer
RBCA	Risk Based Capital Adequacy
REPO	Repurchase Agreement
RBIA	Risk Based Internal Audit
RMG	Readymade Garments
RMU	Risk Management Unit
RMP	Risk Management Paper
RMD	Risk Management Division
ROA	Return on Asset
ROE	Return on Equity
ROI	Return on Investment
RPGCL	Rupantarita Prakritik Gas Company Limited
RWA	Risk Weighted Assets
SCB	State-owned Commercial Bank
SLR	Statutory Liquidity Ratio
SMA	Special Mention Account
SOE	State Owned Enterprise
SMS	Short Message Service
SME	Small and Medium Enterprise
SND	Special Notice Deposit
SRP	Supervisory Review Process
SREP	Supervisory Review Evaluation Process
STR	Suspicious Transaction Report
TOR	Terms of Reference
UAE	United Arab Emirates
USA	United States of America
UCP	Uniform Customs and Practice
US $, USD	US Dollar
VAT	Value Added Tax
WEO	World Economic Outlook
WTO	World Trade Organization
WEF	Women Entrepreneur Fund
WDV	Written Down Value


AMAR STOCK

Dutch-Bangla Bank Limited

Registered Office, Sena Kalyan Bhaban
195, Motijheel Commercial Area, Dhaka-1000, Bangladesh

PROXY FORM

I/We _____

of _____

being a Member of Dutch-Bangla Bank Limited do hereby appoint

Mr./Ms. _____

of _____

or (failing him/her) Mr./Ms. _____

of _____

as my/our proxy, to attend and vote on my/our behalf at the 22nd Annual General Meeting (AGM) of the Company to be held on Thursday, March 29, 2018 at 10.00 A.M. at 'Ballroom' of Pan Pacific Sonargaon Hotel, Dhaka-1215 and at any adjournment thereof or at any ballot to be taken in consequence thereof.

Signed this _____ day of March 2018

_____
Signature of Member

_____
Signature of Proxy

Revenue Stamp Tk. 20.00

Folio / BOID No. : _____

No. of Shares : _____

N.B.:

(1) This form of Proxy duly completed and must be deposited at least 72 hours before the AGM at the Company's Registered Office. Proxy is invalid if not signed and stamped as indicated above.
(2) Signature of the Member shall agree with the specimen signature registered with the Company.

Dutch-Bangla Bank Limited

Registered Office, Sena Kalyan Bhaban
195, Motijheel Commercial Area, Dhaka-1000, Bangladesh

ATTENDANCE SLIP

I hereby record my attendance at the 22nd Annual General Meeting (AGM) of the Company being held on Thursday, March 29, 2018 at 10.00 A.M. at 'Ballroom' of Pan Pacific Sonargaon Hotel, Dhaka-1215.

Name of Member	
Folio / BOID No.	
Name of Proxy (if any)	

Dated: March 29, 2018

Signature: _____

N.B.:

Members attending the meeting in person or by proxy are requested to complete attendance slip and deposit the same at the entrance of the meeting hall.


AMAR STOCK


AMAR STOCK



Any time
Anywhere

Dutch-Bangla Bank Limited
YOUR TRUSTED PARTNER

Head Office
Sena Kalyan Bhaban (3rd floor), 195, Motijheel Commercial Area
Dhaka-1000, Bangladesh. Tel: (8802) 9574196-8, Fax: (8802) 9561889
E-mail: contact@dutchbanglabank.com, Website: www.dutchbanglabank.com

AMARBOI.COM