
FOR GROWTH &
DEVELOPMENT
SKY IS
THE LIMIT
Annual Report 2016-2017
GPH
GPH ispat
COMMITTED TO STRENGTH





Annual Report 2016-17

GPH ispat ltd.
COMMITTED TO STRENGTH

CONTENTS

Introduction 03
Vision & Mission 04
Our Values 05
Transmittal Letter 06
Notice of the 11th Annual General Meeting 07
Corporate Information 08-09
Board of Directors Profile 10-15
Management Team 17
Chairman's Message 18-19
Message from the Managing Director 20-21
Comparative Graphical Presentation 22-23
Board of Directors' Report (English Version) 24-30
Board of Directors' Report (Bengali Version) 31-36
Annexure to Directors' Report 37-46
Audit Committee Report 47
Value Added Statement 48
Statutory Auditors' Report along with Financial Statements 49-84
Certificates 85-88
Events Album 89-93
News Board 94
Form of Proxy 95-96

GOD FEARING
PLAIN LIVING
HIGH THINKING

"In the beginning
God created man"

and after thousand years of intelligence, precision, hard work and innovation, man created steel - one of the greatest innovations of all time. This super-strong, carbonized and alloyed form of iron is an element without which modern life is literally unimaginable. From skyscrapers and planes to syringes and forks, steel is an essential part of our everyday life.

GPH ispat ltd.

One of the leaders of Bangladesh in manufacturing steel promises a super strong future and economy with its world class products. Not only structural bar, but GPH Ispat Ltd is also one of the producers of low & medium carbon and low alloy steel billets in Bangladesh, the main ingredients of manufacturing graded steel bar. As GPH is ensuring the highest quality products in Bangladesh as per various international and national standards, GPH steel billets and bars are getting exported to other countries after nourishing national demand. The introduction of GPH Ispat Ltd has all the potentials to take Bangladesh quite a few steps forward to a stronger, brighter tomorrow.

Vision

"TO ENRICH THE STEEL SECTOR OF BANGLADESH AS A BEACON OF LIGHT FOR OTHERS AND TO HELP THE COUNTRY IN UPCOMING INFRASTRUCTURAL DEVELOPMENT WITH UPGRADED TECHNOLOGIES."

Mission

"TO PROVIDE CUSTOMERS WITH EXCELLENT SERVICES AND PRODUCTS RESULTING IN CONSTANT IMPROVEMENT AND INNOVATION AT THE HIGHEST LEVEL OF QUALITY."



MEFSTOCK

Our Values

We are committed to provide enjoyable work environment for our employees, our most important resources. We will continually promote teamwork, quality improvement and excellence in all places of business for establishing good governance.

We will maintain a financially strong, growth-oriented company for the protection of our shareholders & employees through leadership & innovation.

We will provide products and services of highest quality and value by responding to our customers with promptness, sensitivity, respect and always with integrity.

We meet the challenges of Earthquake with our quality products in strong infrastructure development to secure the safety of country people.

We enrich stakeholders' interest where employees are our Strength, customers are our Brand Ambassador and suppliers & service providers are our Value Chain.

We ensure that our production process is free from environmental pollution.

KAMAR STOCK

Transmittal Letter

GPH ispat

Corporate Office:
Crown Chamber, 325 Asadgonj,
Chittagong 4000, Bangladesh.
Phone : +880-31-631460
PABX : 2854997
FAX : +880-31-610995
E-mail: info@gphispat.com.bd

Dhaka Office:
Hamid Tower (3rd Floor)
24 Gulshan C/A
Circle 2, Dhaka 1212
Phone : +88-02-9840177
Fax : +88-02-9880366
E-mail: salesdhk@gphispat.com.bd
www.gphispat.com.bd

November 15, 2017

The Valued Shareholders of GPH Ispat Limited
Bangladesh Securities and Exchange Commission
Registrar of Joint Stock Companies & Firms
Dhaka Stock Exchange Limited
Chittagong Stock Exchange Limited

Sub: Annual Report for the year ended June 30, 2017.

Dear Sir(s)

We are pleased to enclose the notice of 11th Annual General Meeting, a copy of the Annual Report together with the Audited Financial Statements including Statement of Financial Position, Statement of Profit or Loss and other Comprehensive Income, Statement of Changes in Equity and Statement of Cash Flows for the year ended June 30, 2017 along with the notes thereon of GPH Ispat Limited for your kind information and record.

Yours sincerely

(Arafat Kamal, FCA)
Company Secretary

AMAR STOCK

Notice of the 11th Annual General Meeting

GPH ispat

Corporate Office:
Crown Chamber, 325 Asadgonj,
Chittagong 4000, Bangladesh.
Phone : +880-31-631460
PABX : 2854997
FAX : +880-31-610995
E-mail: info@gphispat.com.bd

Dhaka Office:
Hamid Tower (3rd Floor)
24 Gulshan C/A
Circle 2, Dhaka 1212
Phone : +88-02-9840177
Fax : +88-02-9880366
E-mail: salesdhk@gphispat.com.bd
www.gphispat.com.bd

Notice of the 11th Annual General Meeting

Notice is hereby given that the 11th Annual General Meeting of the Shareholders of GPH Ispat Limited will be held on Sunday, the 10th December, 2017 at 11.00 am at Chittagong Club Limited, S.S Khaled Road, Chittagong to transact the following business:

Agenda-1: To receive, consider and adopt the Audited Financial Statements of the company for the year ended June 30, 2017 together with the Auditors' Report and Directors' Report thereon.

Agenda-2: To approve dividend for the year ended June 30, 2017

Agenda-3: To elect Directors in terms of the relevant provision of Articles of Association.

Agenda-4: To appoint Auditors for the financial year ended on June 30, 2018 and to fix their remuneration.

By order of the Board

Dated: November 15, 2017

(Arafat Kamal, FCA)
Company Secretary

Notes:

1. The Shareholders, whose name appears in the Share Register of the company or in the Depository Register on the record date (**November 14, 2017**) will be eligible to attend the Extra-Ordinary General Meeting & 11th Annual General Meeting and to receive the Dividend.

2. A Shareholder eligible to attend and vote at the Extra-Ordinary General Meeting and Annual General Meeting, may appoint a proxy to attend and vote in his/her stead. The Proxy Form attached with this Annual Report, duly filled in, signed and stamped must be submitted to the Company's registered office, Crown Chamber, 325 Asadgonj, Chittagong not later than 48 hours before the time fixed for the meeting.

3. Annual Report for the year ended on June 30, 2017 is available in the company's website at www.gphispat.com.bd.

সম্মানিত শেয়ারহোল্ডারবৃন্দের সদয় অবগতির জন্য জানানো যাচ্ছে যে, কোম্পানির ১১ম বার্ষিক সাধারণ সভায় কোন প্রকার উপহার/খাবার/যাতায়াত ভাতা প্রদানের ব্যবস্থা থাকবে না।

SMARSTOCK

Corporate Information

Corporate History

Company Name	: GPH Ispat Limited
Registration No.	: CH-5853 of 2006
Date of Incorporation	: May 17, 2006
Commencement of Business	: August 21, 2008
Conversion to Public Limited Company	: December 18, 2009
Listed with Stock Exchanges	: April 19, 2012
TIN	: 875829530252
VAT Registration	: 24241012302
BOI Registration	: 20060607-C
Trade License	: 180048
Import Registration Certificate	: BA-0165484
Export Registration Certificate	: RA-0088918
Registered Office	: Crown Chamber, 325 Asadgonj, Chittagong-4000
Factory	: Masjiddah, Kumira, Sitakunda, Chittagong.
Dhaka Office	: Hamid Tower (3rd Floor), 24 Gulshan C/A, Circle-2, Dhaka-1212
Phone	: +880-31-631460(PABX), +880-31-2854997
Fax	: +880-31-610995
E-mail	: info@gphispat.com.bd
Website	: www.gphispat.com.bd

AMAR STOCK

Corporate Information

Board of Directors:

Mr. Md. Alamgir Kabir	: Chairman
Mr. Mohammed Jahangir Alam	: Managing Director
Mr. Md. Almas Shimul	: Additional Managing Director
Mr. Md. Abdur Rouf	: Director
Mr. Md. Ashrafuzzaman	: Director
Mr. Md. Abdul Ahad	: Director
Mr. Md. Azizul Hoque	: Director
Professor Dr. Mohammad Saleh Jahur	: Independent Director
Mr. Md. Velayet Hossain	: Independent Director

Audit Committee:

Professor Dr. Mohammad Saleh Jahur	: Chairman
Mr. Mohammed Jahangir Alam	: Member
Mr. Md. Almas Shimul	: Member

Corporate Officials:

Mr. H. M. Ashraf-Uz-Zaman, FCA	: Chief Financial Officer
Mr. Arafat Kamal, FCA	: Company Secretary
Mr. Atiqur Rahman	: Head of Internal Audit

Advisors:

Mr. Shidhartha Barua, FCA	: Tax Advisor
Mr. Engr. Serazul Islam	: Technical Advisor
Mohammad Osman Gani Chowdhury	: Media Advisor

Banker:

AB Bank Ltd
Trust Bank Ltd
Standard Chartered Bank
Pubali Bank Ltd
The City Bank Ltd
One Bank Ltd
Premier Bank Ltd
Mercantile Bank Ltd
State Bank of India
United Commercial Bank Ltd
Islami Bank Bangladesh Ltd
Bank Asia Ltd
Basic Bank Ltd
Dutch Bangla Bank Ltd
Meghna Bank Ltd
Midland Bank Ltd
Modhumoti Bank Ltd

Listing:

Dhaka Stock Exchange Limited
Chittagong Stock Exchange Limited

Insurer:

Asia Insurance Limited
Pioneer Insurance Company Limited
Green Delta Insurance Limited
Peoples Insurance Company Limited
Chartered Life Insurance Limited

Credit Rating:

Credit Rating Agency of Bangladesh Ltd (CRAB)

AMAR STOCK

Chairman's Profile



Mr. Md. Alamgir Kabir
Chairman

Mr. Md. Alamgir Kabir having educational background in MBA in Marketing is a sponsor Director & present Chairman of GPH Ispat Ltd. Having about three decades of business experience in both trading and manufacturing sectors, he has proved his wisdom and leadership in business. At present he is serving M. I. Cement Factory Ltd as its Additional Managing Director. He holds the position of Managing Director of Crown Cement Concrete and Building Products Ltd.

He is also the Director of GPH Power Generation Limited, GPH Ship Builders Limited, GPH Engineers & Development Limited, Jahangir & Others Limited, Chittagong Capital Limited, Indo Steel Re-Rolling Industries Limited, Crown Power Generation Limited, Crown Polymer Bagging Limited, Crown Mariners Limited, Premier Cement Mills Limited, Premier Power Generation Limited and actively participating in their management. He is also running his trading house, engaged in trading of cement and other construction materials. He is also associated with some limited companies engaged in trading with his brothers.

Besides success in business Mr. Kabir has also been proving his commitment to the society by attaching himself in Social activities like:

- Vice President, Bangladesh Cement Manufacturers Association
- Member, Army Golf Club
- President, Munshigonj Unnoyon Forum
- Life Member, Bangladesh Red Crescent Society

AMARSTOCK

Managing Director's Profile



Mr. Mohammed Jahangir Alam
Managing Director

Mr. Mohammed Jahangir Alam is a man of Wisdom and energetic businessman. After completing education from Government College of Commerce, Chittagong, Bangladesh in 1980 started his career by joining in a private service.

He has derived vast proficiency in trading in Iron & Steel, Cement, Bitumen, C.I Sheet, Zinc Ingot, Capital Market, Industrial ventures etc. Initially he established his business house named Jahangir & Others in 1987 which was subsequently incorporated as Jahangir & Others Limited in 2003. He has established himself as one of the business leaders in Bangladesh.

He is the Chairman of M. I. Cement Factory Limited, Crown Power Generation Limited, Crown Polymer Bagging Limited, Crown Mariners Limited and Crown Transportation & Logistics Limited.

He is the Managing Director of GPH Ispat Limited, GPH Power Generation Limited, Indo Steel Re-Rolling Industries Limited, Jahangir & Others Limited, and Chittagong Capital Limited.

He is also the Director of Premier Cement Mills Limited, Premier Power Generation Limited, Asia Insurance Ltd. and Chartered Life Insurance Ltd.

As a part of social activities he is actively involved with the following social organizations:

- ❏ Founder Member of Independent University of Bangladesh (IUB), Chittagong, Bangladesh
- ❏ Vice President of Gulshan North Club Limited
- ❏ Life Member of Chittagong Maa-o-Shishu Hospital
- ❏ Member of Bangladesh German Chamber of Commerce and Industry
- ❏ Executive Director of Auto Re-Rolling and Steel Mills Association
- ❏ General Secretary of Chattagram Iron - Steel Utpadak and Banik Samity
- ❏ Member of Bangladesh Ex-Cadet Association
- ❏ Life Member of Bangladesh National Society for the Blind.
- ❏ Life Member of Bhatiary Golf & Country Club
- ❏ Life Member of Gulshan Society
- ❏ Vice President of Gulshan Joggers Society
- ❏ General Member of FBCCI
- ❏ Life Member of Banani Club Limited
- ❏ Life Member of Dhaka Boat Club Limited

Mr. Mohammed Jahangir Alam is a man of commitment which he strongly maintains in his day to day business activities.

FIRSTOCK

Additional Managing Director's Profile



Mr. Md. Almas Shimul
Additional Managing Director

Mr. Md. Almas Shimul went to Japan for his career development. After two years successful completion of job in a Japanese IT company he returned to Bangladesh and joined in family business.

During his business history he holds the Chairmanship of Indo Steel Re-Rolling Industries Limited and the Additional Managing Director of GPH Ispat Limited.

He is the Director of GPH Power Generation Limited, GPH Ship Builders Limited, GPH Engineers & Development Limited, Chittagong Capital Limited, Jahangir & Others Limited, M.I. Cement Factory Limited, Crown Polymer Bagging Limited, Crown Mariner Limited and Crown Power Generation Ltd. Together with his brothers, he has been carrying out the trading of construction materials like Cement, MS Rod, CI Sheet etc. from their different trading houses from Chittagong Centre.

He is also actively involved with the following social organizations:

- Region Chairperson Lions District 315-B4, Bangladesh
- President - Chittagong Friends Club
- Joint Secretary - Chittagong Islamia College Ex Student Forum
- Executive Member - Khulshi Club, Chittagong
- Founder Member - Idris Ali Matbar Foundation, Munshigonj
- Life Member - Bhatiary Golf and Country Club, Chittagong

AMARSTOCK

Directors' Profile



Mr. Md. Abdur Rouf
Director

Mr. Md. Abdur Rouf has been involved in business for long twenty nine years and gathered experience in trading on C.I. Sheet, Cement, M.S. Rod, Industrial Ventures, etc. Currently, he is the Chairman of Jahangir & Others Limited.

He is serving as the Managing Director of GPH Ship Builders Limited. Mr. Rouf was also the founder Chairman of M. I. Cement Factory Limited, the leader of Cement export from Bangladesh.

Moreover, he is holding Directorship in different organizations of GPH Group such as Director of GPH Ispat Limited, GPH Power Generation Limited, GPH Engineers & Development Limited and Indo Steel Re-Rolling Industries Limited. He is also the proprietor of Brothers Corporation, partner of Brothers Electronics and Nirnoy Enterprise.

Besides involvement with various business organizations, Mr. Rouf was also a Freedom Fighter and currently is involved with a number of charitable and social organizations.



Mr. Md. Ashrafuzzaman
Director

After completing graduation Mr. Md. Asrafuzzaman joined family business of trading in construction materials like C. I. Sheet. M. S. Rod, Cement etc. In his twenty five years of trading business he acquired much experience later on and appeared as an industrial entrepreneur.

At Present he is holding Directorship in different companies of GPH Group and Crown Cement Group where he is actively contributing. He is also shouldering the responsibility of Managing Director of Ecoenergy Bricks Limited, an auto bricks manufacturing unit under implementation independently. He is also running a trading firm as its sole proprietor.

Moreover, he is engaged in different social activities by associating himself with some national and international social benevolent organizations.

Directors' Profile



Mr. Md. Abdul Ahad
Director

Mr. Md. Abdul Ahad has been involved in the business for sixteen years in trading of C.I. Sheet, Cement, M.S. Rod, Angle, Flat Bar and all other Steel products. Currently he is holding directorship of GPH Ispat Limited, GPH Ship Builders Ltd and GPH Engineers & Development Ltd.

He is also a sponsor shareholder of GPH Power Generation Limited, M. I. Cement Factory Limited and proprietor of a trading house named A. Ahad Corporation.



Mr. Md. Azizul Hoque
Director

Mr. Md. Azizul Hoque has been involved in the business for last nineteen years in trading of C.I. Sheet, Cement, M.S. Rod, Bitumen, Zink, Ingot etc. Currently, he is holding directorship of GPH Ispat Limited, Jahangir & Others Limited, Metal Marketing(Pvt.) Limited and proprietor of a trading house named Steel & Cement Corporation. Besides his business activities, he is also a devoted social worker having involvement with many social organizations.

Independent Directors' Profile



Professor Dr. Mohammad Saleh Jahur
Independent Director

Professor Dr. Mohammad Saleh Jahur is a Ph.D in Finance. He is a researcher as well as trainer on Capital Market, Finance, and Banking.

A good number of his articles have already been published at home and abroad. Having excellent academic track record (all first classes in every public exam). Professor Jahur also enriched his knowledge by participating in a certificate course on IFRS at the Institute of Chartered Accountants of England & Wales (ICAEW), UK.

Professor Jahur was also a Syndicate member of Southern University Bangladesh. Over last 17 years he has been working as a business consultant in different business houses like Super Refineries Ltd, Elite Group of Companies etc.

He is also involved with social activities. He is a member of Chittagong Club Limited, Life member of Ma-O-Shishu Hospital, Life member of Chittagong Diabetics Association, Chittagong.



Mr. Md. Velayet Hossain
Independent Director

Mr. Md. Velayet Hussain is a Master in Commerce from the University of Dhaka. He started his career as a banker during 1968 with the then Mercantile Bank Ltd. (at present Pubali Bank Ltd.) in the then East Pakistan and also obtained his "DAIBP (Diploma Associate)" degree from the institute of Bankers in Pakistan.

He has served for long 37 years in banking sector and has gathered extensive knowledge and experiences in both conventional banking and Islami banking. He was at Islami Bank Bangladesh Limited for 17 years and served at different capacities. In 2005, he got retired from the post of Deputy Managing Director of Islami Bank Bangladesh Limited.

Mr. Hussain is a widely travelled person who visited USA, French, Germany, Japan, Thailand, Singapore, Indonesia, Malaysia, KSA in connection with attending workshop, seminar, conference and Banking Business.



Management Team



Mr. Mohammed Jahangir Alam
Managing Director



Mr. Md. Almas Shimul
Additional Managing Director



Mr. Md. Ashrafuzzaman
Director



Mr. Abu Bakar Siddique, FCMA
Executive Director (Group)



Engr. Madani M. Imtiaz Hossain
Executive Director (Plant)



Mr. Kamrul Islam, FCA
Executive Director
(Finance and Business Development)



Engr. A S M Shumon, Ph.D
General Manager (Project)



Mr. Saroj Kanti Chakraborty
General Manager (HR & Admin)



Mr. S. M. Masud Ul Azim
General Manager (Supply Chain)



Mr. Galib Mohammad
General Manager
(Head of Marketing & Sales)

STOCK

Chairman's Message



Bismillahir Rahmanir Rahim

Dear Shareholders

It is my pleasure to welcome you all at the 11th Annual General Meeting of GPH Ispat Limited.

Steel is one of the most recycled materials in the construction sector of the World. In the World, the Asian countries have their respective dominance in the field of steel production. Last few years, particularly after the adoption of the liberalization policies globally in this sector, steel industry is growing very fast.

In Bangladesh, GPH Ispat Limited is a company having proven track record with a history of serving the country through strong efforts to provide the customers with world class products which is contributing to the development of Bangladesh. I feel proud to be a Sponsor Shareholder of GPH Ispat Limited because for the first time in Bangladesh this company is going to achieve International status by launching a high standard building product, though the income level of the people of our country is not much high. So that I can say "**Quality Changes the Nation**". Certainly, you will get more benefit from this company. We are in a journey with the support of our valued shareholders who have relentlessly stood by our side to build a developed Bangladesh. As a leading steel products manufacturing company in Bangladesh we significantly strengthened our product market position all over the country as well as neighboring country like India by exporting. This has provided GPH Ispat with an excellent strategic positioning.

GPH's success is primarily based on the achievements of a strong management team lead by Mr. Mohammed Jahangir Alam, the Managing Director. I would like to inform you that he is one of the smart entrepreneurs in our country and he is among the few entrepreneurs who have the talent to provide dynamic direction and depth of knowledge about business. It has a very distinct corporate culture that is characterized by customers and employees orientation as well as focus on performance and results combined with comprehensive cost management and great implementation strength. This factor enables us to respond the possible challenges with great speed and flexibility.

Profits for the financial year 2016-2017 amounts to Tk. 571.30 million, thereby noticeably exceeding the previous year by 97.26%. This shows that we continued our growth profitability and achieved a higher return for our shareholders. In view of positive development of our business, the Board of Directors proposed 10% (5% cash & 5% Bonus) dividend for its shareholders for the year 2016-17. With this proposal, we are continuing our consistent dividend policy over last few years.

In 2016-17, our effort mainly was for a sustainable business development and focused on the topics of health and safety of our employees as well as environmental protection. Facing with a high competitive market scenario, we are continuously building our brand by providing best quality products to the customer. In this regard, employees are our great assets. They have dealt professionally all the challenges of the company over the year. Without their professionalism, personal dedication and unconditional loyalty to the company, the good performance during the year 2016-17 would not have been possible. With their commitment and talent, they always remain central to the company's success.

I am confident that to continue receiving support from our shareholders, employees and other stakeholders we would be able to develop your company to greater heights in the coming year.

Finally on behalf of the Board of Directors, I would like to offer my heartfelt thanks and gratitude to our valued Shareholders, Customers, Distributers, Suppliers, Employees, Government and Semi-Government Authorities, Bankers, Consultants and other Stakeholders for their support and co-operation to the company.

Md. Alamgir Kabir
Chairman

চেয়ারম্যান এর বাণী

বিসমিল্লাহির রাহ্‌মানির রাহিম
প্রিয় শেয়ারহোল্ডারবৃন্দ,

জিপিএইচ ইস্পাত লিমিটেড এর ১১তম বার্ষিক সাধারণ সভায় আপনাদের সবাইকে স্বাগত জানাচ্ছি।

বিশ্বের নির্মাণ খাতে সবচেয়ে বেশি পুনঃব্যবহৃত উৎপাদন উপকরণ হল ইস্পাত। বিশ্বে ইস্পাত উৎপাদনের ক্ষেত্রে এশিয়ার দেশগুলোর নিজস্ব আধিপত্য রয়েছে। গত কয়েক বছরে বিশ্বব্যাপী এই খাতে উন্মুক্ত নীতি গ্রহণের ফলে ইস্পাত শিল্প দ্রুত বৃদ্ধি পাচ্ছে।

বাংলাদেশে, জিপিএইচ ইস্পাত লিমিটেড একটি কোম্পানী যারা ঐতিহ্যের সাথে কঠোর প্রচেষ্টার মাধমে গ্রাহকদের বিশ্বমানের পণ্য সরবরাহ করে দেশের সেবা করে যাচ্ছে, যা বাংলাদেশের উন্নয়নে অবদান রাখছে। আমি জিপিএইচ ইস্পাত লিমিটেড এর একজন স্পনসর শেয়ারহোল্ডার হতে পেরে গর্ববোধ করছি কারণ বাংলাদেশে প্রথমবারের মতো এই কোম্পানী উচ্চমান সম্পন্ন নির্মাণ পণ্য উৎপানের মাধ্যমে আন্তর্জাতিক অবস্থান সৃষ্টি করতে যাচ্ছে, যদিও আমাদের দেশের জনগণের আয়ের স্তর খুব উপরের দিকে নয়। ফলে আমি বলতে পারি মানসম্পন্নতা-ই জাতিকে পরিবর্তন করতে পারে এবং অবশ্যই আপনারা এই কোম্পানী থেকে আরো সুবিধা পাবেন। আমরা আমাদের শেয়ারহোল্ডারদের সমর্থনে একটি অগ্রযাত্রার মধ্যে রয়েছি, যারা একটি উন্নত বাংলাদেশ বিনির্মাণে নিরলস ভাবে আমাদের পাশে রয়েছে। বাংলাদেশের একটি নেতৃস্থানীয় ইস্পাত পণ্য উৎপাদনকারী প্রতিষ্ঠান হিসাবে আমরা সারা দেশে সেই সাথে প্রতিবেশী দেশ ভারতেও পণ্য রপ্তানীর মাধ্যমে আমাদের পণ্যের বাজার উল্লেখযোগ্যভাবে জোরদার করেছি। ইহা জিপিএইচ ইস্পাত লিমিটেড-কে একটি চমৎকার কৌশলগত অবস্থান প্রদান করেছে।

জিপিএইচ ইস্পাতের সাফল্য অর্জনের মূল ভিত্তি হল একটি শক্তিশালী ব্যবস্থাপনা দল, যার নেতৃত্বে রয়েছেন ব্যবস্থাপনা পরিচালক জনাব মোহাম্মদ জাহাঙ্গীর আলম। আমি আপনাদেরকে জানাতে চাই, তিনি আমাদের দেশের সেরা উদ্যোক্তাদের মধ্যে একজন এবং তিনি সে সকল উদ্যোক্তাদের মধ্যে অন্যতম যাদের ব্যবসা সম্পর্কে গভীর জ্ঞান এবং গতিশীল দিকনির্দেশনা দেওয়ার প্রতিভা রয়েছে। এতে রয়েছে একটি স্বতন্ত্র কর্পোরেট কাঠামো যা গ্রাহক এবং কর্মচারীদের মনোভাবের উপর ভিত্তি করে প্রতিষ্ঠা করা হয়েছে সেই সাথে কর্মদক্ষতা এবং ফলাফলের উপর লক্ষ রেখে সামগ্রীক খরচ ব্যবস্থাপনা এবং বাস্তবায়নের সাথে যুক্ত আছে। যার ফলে দ্রুততার সাথে আমরা আমাদের সম্ভাব্য চ্যালেঞ্জ মোকাবেলা করতে সক্ষম হচ্ছি।

২০১৬-২০১৭ আর্থিক বছরে মুনাফার পরিমাণ ৫৭১.৩০ মিলিয়ন টাকা, যা পূর্ববর্তী বছরের চেয়ে ৯৭.২৬ শতাংশ বেশি। এর ফলে দেখা যাচ্ছে যে, আমরা আমাদের মুনাফা বৃদ্ধি অব্যাহত রেখেছি এবং আমাদের শেয়ারহোল্ডারদের জন্য অধিক মুনাফা অর্জন করতে সক্ষম হয়েছি। আমাদের ব্যবসায়ের ইতিবাচক উন্নতির কারণে পরিচালনা পর্ষদ ২০১৬-১৭ বছরে শেয়ারহোল্ডারদের জন্য ১০ শতাংশ (৫ শতাংশ নগদ ও ৫ শতাংশ বোনাস) লভ্যাংশ প্রদানের প্রস্তাব করেছেন। এই লভ্যাংশ প্রস্তাবের মাধ্যমে আমরা গত কয়েক বছর ধরে লভ্যাংশ প্রদানের ধারাবাহিকতা অব্যাহত রেখেছি।

২০১৬-১৭ সালে প্রধানত আমাদের প্রচেষ্টা ছিল একটি টেকসই ব্যবসায়িক উন্নয়ন। সেই সাথে কর্মচারীদের পেশাগত স্বাস্থ্য ও নিরাপত্তা এবং পরিবেশগত সুরক্ষা সংক্রান্ত বিষয়েও আমাদের দৃষ্টি ছিল। তীব্র প্রতিযোগিতামূলক বাজারের সম্মুখীন হয়ে আমরা গ্রাহকদের সেরা মানের পণ্য সরবরাহের মাধ্যমে ক্রমাগত ভাবে আমাদের ব্র্যান্ড বৃদ্ধি করে যাচ্ছি। এই ক্ষেত্রে, কর্মকর্তা-কর্মচারীরা আমাদের শ্রেষ্ঠ সম্পদ। তারা বছরব্যাপী কোম্পানীর সকল বাধাবিপত্তি সমূহ পেশাদারিত্বের সাথে মোকাবেলা করেছে। তাদের পেশাদারিত্ব, ব্যক্তিগত ত্যাগ এবং কোম্পানীর প্রতি নিঃশর্ত আনুগত্য ব্যতিত ২০১৬-১৭ বছরে ভাল ফলাফল সম্ভব হত না। তাদের প্রতিশ্রুতি এবং মেধার মাধ্যমে তারা সবসময় কোম্পানির সাফল্যের কেন্দ্রে থাকে।

আমি নিশ্চিত যে আমাদের শেয়ারহোল্ডার, কর্মকর্তা ও কর্মচারী এবং অন্যান্য অংশীদারদের সমর্থন অব্যাহত থাকলে আগামী বছরগুলোতে আমরা আপনাদের কোম্পানীকে আরও অধিক উচ্চতায় উন্নীত করতে সক্ষম হব।

পরিশেষে পরিচালনা পর্ষদের পক্ষ থেকে, আমি সকল সম্মানিত শেয়ারহোল্ডার, ক্রেতাগণ, বিপণনকারী, সরবরাহকারী, কর্মকর্তা ও কর্মচারীবৃন্দ, সরকারী বিভিন্ন কর্তৃপক্ষ, আধা-সরকারী কর্তৃপক্ষ, ব্যাংকার, পরামর্শক এবং অন্যান্য অংশীদারদেরকে কোম্পানীর প্রতি তাদের সমর্থন ও সহযোগিতার জন্য আন্তরিক ধন্যবাদ ও কৃতজ্ঞতা জানাই।

মো: আলমগীর কবির
চেয়ারম্যান

Message from the Managing Director



Bismillahir Rahmanir Rahim
Dear Shareholders,

It is my pleasure to present the Annual Report of the Company for the financial year 2016-17 and welcome you all at the 11th Annual General Meeting of GPH Ispat Limited.

The year 2016-17 was an eventful year for your company. During the year, we continued to develop the business strategy with a long term vision to strengthen our business performance. A strong operational business development has been seen in the said year. Production volumes of MS Billet and MS Rod have increased substantially compared with the corresponding year. Despite of high competition and price fluctuations in case of Rod market, the turnover of GPH has also increased by 36.15% then the previous year.

To lead the steel industry of Bangladesh, we have considerably intensified our commitment to establish an Ultra-modern "State of the Art Steel Plant" with the latest technology. As per our earlier decision for enhancement of production capacity of MS Billet by 840,000 M. Ton (per annum) and MS Rod/Medium Section Product by 640,000 M. Ton (per annum) and the total production capacity including existing one would be M.S. Billet 1,008,000 MT and MS Rod/Medium Section 760,000 MT per annum, we are working relentlessly to this end.

The "State of the Art Technology" will not only ensure world class products but also substantially reduce the use of power and gas consumption during production. By using this technology, carbon emission will be 90% less than the World Bank's prescribed limit and 96% less than the Bangladesh Standard's recommended limit. There will be a huge employment opportunity of Bangladeshi Workforce directly and indirectly. This project would notably contribute every year to the National exchequer by means of corporate Tax, VAT, and Custom Duty, etc. This will ensure significant contribution to the GDP that will support development of Bangladesh. The new technology would also help to save foreign currency by importing Melting Scrap as raw materials instead of importing MS Billets, H-Beam, I-Beam etc.

Besides loan from both foreign and local sources, equity finance is also a major part of this project's source of finance. A significant portion of this equity has been collected through Rights Shares Issue.

In 2016-17, particularly we focused on our new project implementation. It is my immense pleasure to inform you that, we have started our new project implementation work. To complete our project within scheduled time, we are closely monitoring the Project Implementation. In this context, various contracts have already been inked. A 230 KVA grid power sub-station installation is under process. Detailed engineering and civil construction works are also going on and about one-fourth of the project implementation work has been completed. We hope that within 2018-19 financial year the project would fully be completed. After implementation of our new project, we would be able to demonstrate our high business potential and strong momentum. We are committed to build a stronger, safer and environment friendly world for today as well as in future.

Finally, I would like to thank all of our shareholders, Customers, Suppliers, Financial Institutions, Govt. Authorities, Bangladesh Securities & Exchange Commission, Dhaka Stock Exchange Limited, Chittagong Stock Exchange Limited, Central Depository Bangladesh Limited, Registrar of Joint Stock Companies and Firms, National Board of Revenue and other well wishers for their whole hearted support to the company during the period.

On behalf of Board of Directors, I also acknowledge the self-dedication, hard work, sincerity and concerted effort of the management team and staff members of GPH Ispat in achieving of its goal and urge their continued commitment towards in the coming years.

Mohammed Jahangir Alam
Managing Director

ব্যবস্থাপনা পরিচালকের বক্তব্য

বিসমিল্লাহির রাহ্‌মানির রাহিম
প্রিয় শেয়ারহোল্ডারবৃন্দ,

জিপিএইচ ইস্পাত লিমিটেড এর ১১তম বার্ষিক সাধারণ সভায় আনন্দের সাথে আপনাদের সবাইকে স্বাগত জানাচ্ছি এবং কোম্পানীর ২০১৬-১৭ আর্থিক বছরের বার্ষিক প্রতিবেদন উপস্থাপন করছি।

২০১৬-১৭ বছর ছিল আপনাদের কোম্পানির জন্য একটি ঘটনাবহুল বছর। উক্ত বছরব্যাপী আমরা আমাদের ব্যবসায়িক কার্যক্রমকে আরও শক্তিশালী করার জন্য দীর্ঘমেয়াদী লক্ষ্যকে সামনে রেখে ব্যবসায়িক কৌশল উন্নয়ন অব্যাহত রেখেছি। আলোচ্য বছরে একটি দৃঢ় ব্যবসায় উন্নয়ন কার্যক্রম লক্ষ করা যাচ্ছে। এমএস বিলেট এবং এমএস রড এর উৎপাদনের পরিমাণ পূর্বের বছরের তুলনায় উল্লেখযোগ্য হারে বৃদ্ধি পেয়েছে। বাজারে তীব্র প্রতিযোগিতা ও এমএস রড এর মূল্যের অস্থিরতা সত্ত্বেও জিপিএইচ-এর বিক্রয় পূর্বের বছরের তুলনায় ৩৬.১৫ শতাংশ বৃদ্ধি পেয়েছে।

বাংলাদেশের ইস্পাত শিল্পের নেতৃত্ব দেওয়ার জন্য আমরা একটি অত্যাধুনিক প্রযুক্তির "স্টেট অব আর্ট স্টীল প্ল্যান্ট" স্থাপনে অঙ্গীকারাবদ্ধ। পূর্বের সিদ্ধান্ত মোতাবেক এম.এস. বিলেট এর বার্ষিক উৎপাদন ক্ষমতা ৮৪০,০০০ মেট্রিক টন এবং এম.এস. রড/মিডিয়াম সেক্‌শান প্রোডাক্ট এর বার্ষিক উৎপাদন ক্ষমতা ৬৪০,০০০ মেট্রিক টন এবং বর্তমান উৎপাদন ক্ষমতা সহ এম.এস. বিলেট এর মোট বার্ষিক উৎপাদন ক্ষমতা ১,০০৮,০০০ মেট্রিক টন এবং এম.এস. রড/মিডিয়াম সেক্‌শান প্রোডাক্ট এর মোট বার্ষিক উৎপাদন ক্ষমতা ৭৬০,০০০ মেট্রিক টন বৃদ্ধির লক্ষ্যে আমরা নিরলসভাবে কাজ করে যাচ্ছি।

"স্টেট অব আর্ট স্টীল প্ল্যান্ট" শুধুমাত্র বিশ্বমানের পণ্য-ই নিশ্চিত করবে না বরং উৎপাদনের সময় বিদ্যুত এবং গ্যাস-এর ব্যবহারও উল্লেখযোগ্য হারে হ্রাস করবে। এই প্রযুক্তি ব্যবহারের ফলে, কার্বন নির্গমন বিশ্বব্যাংকের নির্ধারিত সীমা ৯০ শতাংশ থেকে কম এবং বাংলাদেশ স্ট্যান্ডার্ডের নির্ধারিত সীমা ৯৬ শতাংশ কম হবে। এখানে প্রত্যক্ষ ও পরোক্ষভাবে বিপুল সংখ্যক বাংলাদেশি শ্রমিকের কর্মসংস্থানের সুযোগ হবে। এই প্রকল্পটি প্রতি বছর জাতীয় কোষাগারে কর্পোরেট ট্যাক্স, ভ্যাট এবং কাস্টম শুল্ক ইত্যাদি পরিশোধের মাধ্যমে যথেষ্ট অবদান রাখবে। যা জিডিপিতে উল্লেখযোগ্য অবদান নিশ্চিত করবে এবং বাংলাদেশের উন্নয়নে সহায়ক হবে। এই নতুন প্রযুক্তি এমএস বিলেট, এইচ-বিম, আই-বিম ইত্যাদি আমদানীর পরিবর্তে কাচাঁমাল হিসেবে মেল্টিং স্ক্র্যাপ আমদানি করে বৈদেশিক মুদ্রা সংরক্ষণে সাহায্য করবে।

উক্ত প্রকল্পে বৈদেশিক ও স্থানীয় ঋণের পাশাপাশি নিজস্ব ইক্যুইটি ভিত্তিক অর্থায়নও করা হয়েছে। যার উল্লেখযোগ্য অংশ রাইট শেয়ার ইস্যুর মাধ্যমে সংগ্রহ করা হয়েছে।

২০১৬-১৭ সালে আমরা আমাদের নতুন প্রকল্প বাস্তবায়নের উপর বিশেষ গুরুত্ব দিয়েছি। আনন্দের সাথে আপনাদের সবাইকে জানাচ্ছি যে, ইতিমধ্যে আমাদের নতুন প্রকল্পের বাস্তবায়ন কাজ শুরু হয়েছে। নির্ধারিত সময়ের মধ্যে নতুন প্রকল্পের বাস্তবায়ন কাজ সম্পন্ন করার জন্য আমরা নিবিড়ভাবে প্রকল্প বাস্তবায়নের কাজ পর্যবেক্ষন করছি। এই লক্ষ্যে, বিভিন্ন চুক্তি ইতিমধ্যে সম্পাদন করা হয়েছে। একটি ২৩০ কে.বি.এ পাওয়ার সাব-স্টেশন স্থাপনের কাজ এগিয়ে চলছে। প্রকৌশল এবং নির্মাণ কাজ সমূহ চলমান রয়েছে এবং প্রকল্প বাস্তবায়নের কাজ প্রায় এক-চতুর্থাংশ সম্পন্ন হয়েছে। অমরা আশা করছি যে ২০১৮-১৯ইং আর্থিক বছরের মধ্যে সম্পূর্ণ প্রকল্পের কাজ শেষ হবে। নতুন প্রকল্প বাস্তবায়নের পর আমরা আমাদের উচ্চ ব্যবসায়িক সম্ভাবনা এবং শক্তিশালী গতি প্রদর্শন করতে সক্ষম হব। আমরা বর্তমান এবং ভবিষ্যৎ এর জন্য একটি শক্তিশালী, নিরাপদ এবং পরিবেশ বান্ধব বিশ্ব নির্মাণের জন্য প্রতিশ্রুতিবদ্ধ।

পরিশেষে, আমি আমাদের সকল সম্মানিত শেয়ারহোল্ডার, ক্রেতা, সরবরাহকারী, আর্থিক প্রতিষ্ঠান, সরকারী বিভিন্ন কর্তৃপক্ষ, বাংলাদেশ সিকিউরিটিজ এবং এক্সচেঞ্জ কমিশন, ঢাকা স্টক এক্সচেঞ্জ লিমিটেড, চট্টগ্রাম স্টক এক্সচেঞ্জ লিমিটেড, সেন্ট্রাল ডিপজিটরী বাংলাদেশ লিমিটেড, রেজিষ্ট্রার অব জয়েন্ট স্টক কোম্পানীজ এবং ফার্মস্, জাতীয় রাজস্ব বোর্ড এবং অন্যান্য শুভানুধ্যায়ীগণকে তাদের সর্বাত্নক সহযোগিতা ও সমর্থনের জন্য আন্তরিক ধন্যবাদ এবং কৃতজ্ঞতা জানাই।

জিপিএইচ ইস্পাতের লক্ষ্য অর্জনে ইহার ব্যবস্থাপনা কর্তৃপক্ষ এবং সকল কর্মকর্তা কর্মচারীদের আত্মনিবেদন, কঠোর পরিশ্রম, আন্তরিকতা ও সমন্বিত প্রচেষ্টার জন্য পরিচালনা পর্ষদের পক্ষ থেকে আমি আন্তরিক কৃতজ্ঞতা জানাই এবং আগামী বছরগুলোতে তাদের এই প্রতিশ্রুতি অব্যাহত রাখার আহ্বান জানাচ্ছি।



মোহাম্মদ জাহাঙ্গীর আলম
ব্যবস্থাপনা পরিচালক

Comparative Graphical Presentation

PRODUCTION
MS Billet [MT]

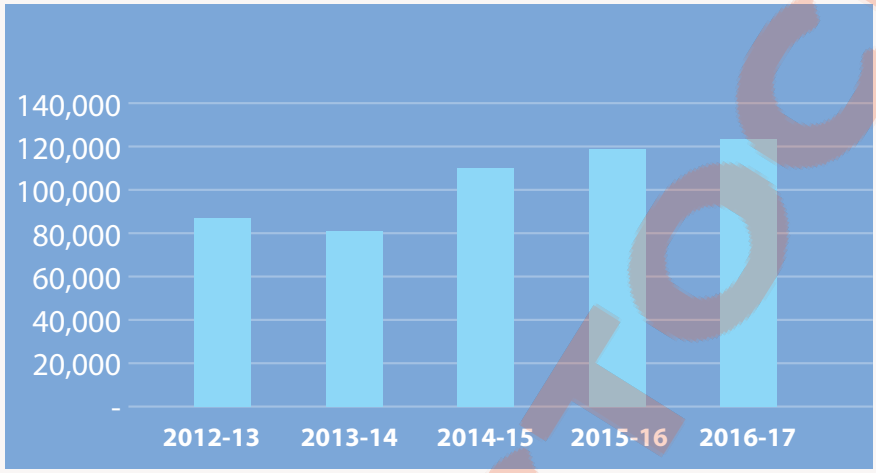

PRODUCTION
MS Rod [MT]

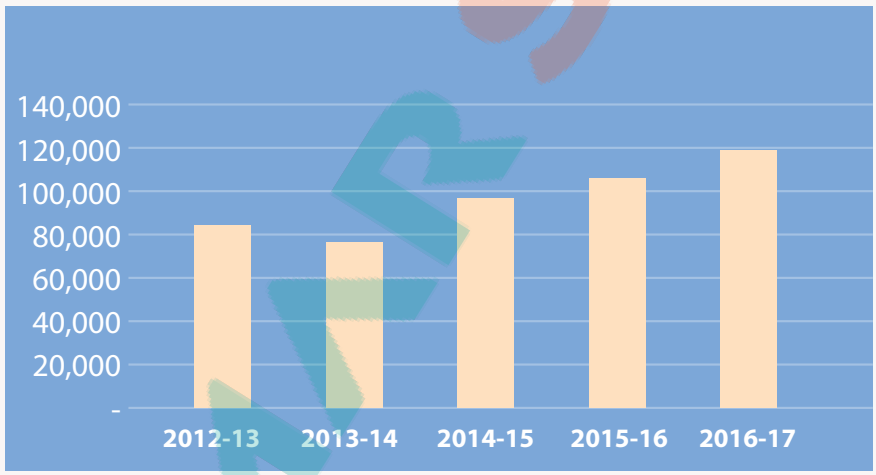

SALES QUANTITY
MS Rod [MT]

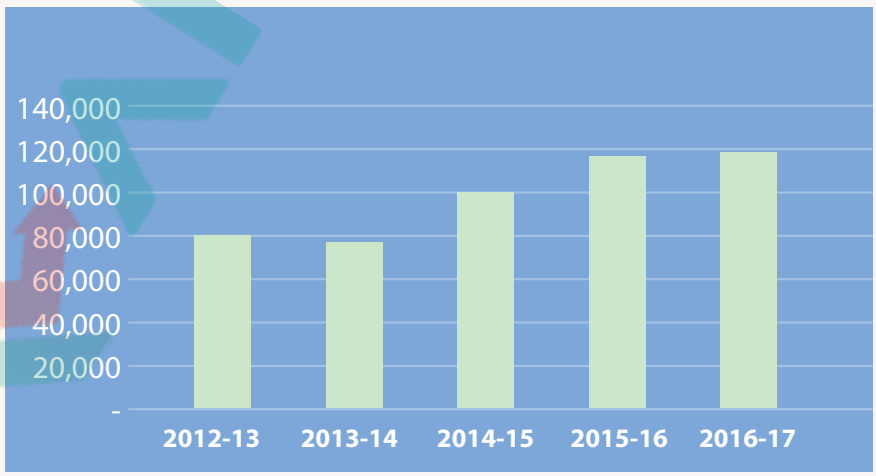

Comparative Graphical Presentation

Net Turnover [BDT in Million]

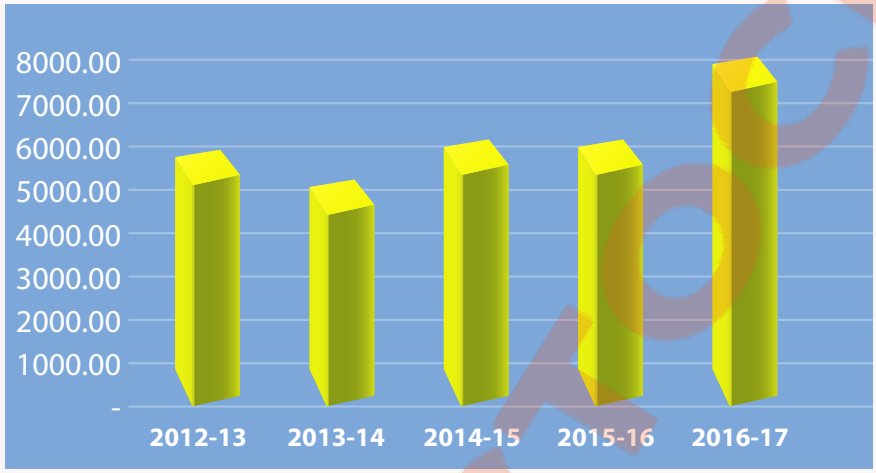

Net Profit [BDT in Million]

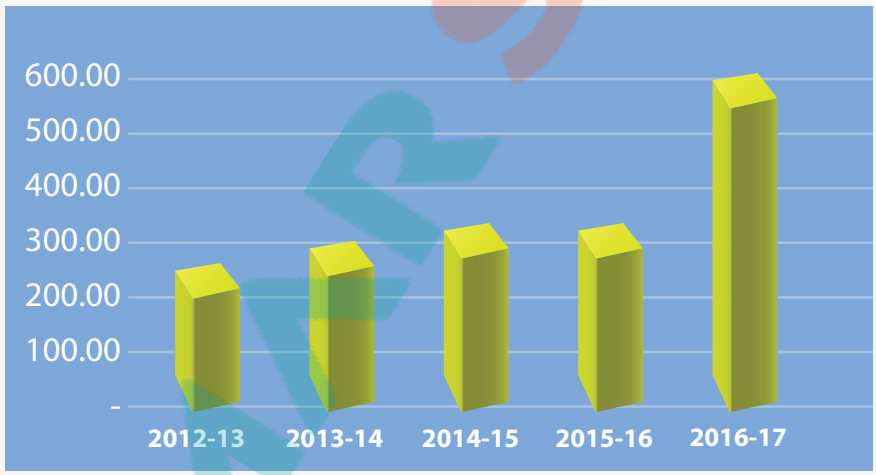

Contribution to National Exchequer [BDT in Million]

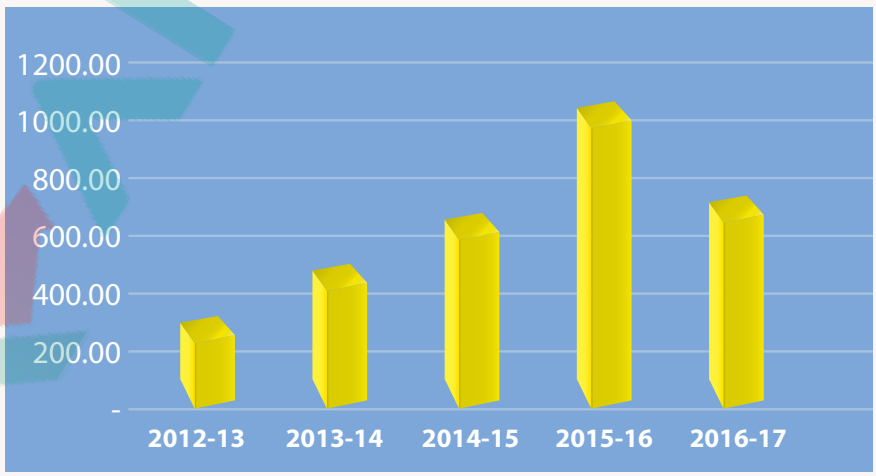



BOARD OF DIRECTORS' REPORT
TO THE SHAREHOLDERS
For the year ended 30th June, 2017

Dear Shareholder(s),
Assalamu Alaikum,

On behalf of the Board of Directors of GPH Ispat Limited, I am very happy to welcome you all in the 11th Annual General Meeting of the Company. The Board of Directors take pleasure in presenting the Annual Report which includes Directors' Report along with the Audited Financial Statements and Auditors' Report of the Company for the year ended June 30, 2017 for your consideration, adoption and approval. This Annual Report has been prepared under section 184 of the Companies Act, 1994 and in compliance with the Bangladesh Securities and Exchange Commission (BSEC) notification: SEC/CMRRCD/2006-158/134/Admin/44 dated 7th August 2012.

Industry outlook & possible future developments:

Steel Industry is a booming industry in the whole world. The increasing demand for steel is mainly generating by the development projects which have been running in the world. Especially in Bangladesh for the last few years in respect of infrastructural development, mega projects undertaken by the Government throughout the country. It also observed that steel industry has grown tremendously in the last one and a half decade with a strong financial condition. The increasing demand of steel by the country for its infrastructure development projects have pushed the companies in this industry near their operative capacity.

The steel industry has enough potential to grow at a much accelerated pace in the coming future due to the continuity of the development projects around the country. The demand from this industry is near about of its production capacity which should be increased with increasing demand in future. At present, the main demand of steel comes from the housing sector, real estate developers and infrastructure development sector. We hope that the demand of steel consumption will remain increasing in coming years in order to fulfill the housing demand of our growing population as well as infrastructure development of the country.

On the technological front, new innovated technologies are being used in steel industry for production maximization as well as cost minimization. The steel industries are making rapid improvement with the implementation of various ultra-modern technologies like steel making through the utilization of Electric Arc Furnace, Blast Furnace etc.

Steel industry provides universally valued employment, training and development. A job in steel place in the centre of some of the greatest technology challenges of today with an unparallel opportunity to experience the world. The steel industry does not compromise with environmental responsibility. Steel is the world's most recycled material and hundred percent recyclable. We have improved steel production technology to the point where only the limits of science confined our ability to improve more. We need a new approach to overcome these boundaries.

Bangladesh economy is considered as a developing economy which needs to focus on growth agenda if the growth momentum is to be sustained and strengthened. Strong economic reforms, implementation capacity, good governance, infrastructural developments, public private partnership and political stability can help accelerate and sustain the growth. The right guidance from the Government and an enthusiastic entrepreneurship culture can push the Bangladesh to become a strong economy in the coming years.

Product wise Performance:

2016-17 was a dynamic year for the company. During the year, your company was able to increase its production compared to the previous year. GPH Ispat produces two products; MS Billet and MS Rod. Product wise performance along with previous year's comparison is tabulated below:

Particulars	MS Billet		MS Rod	
	2016-17	2015-16	2016-17	2015-16
Installed Capacity (MT)	168,000	168,000	120,000	120,000
Production Quantity (MT)	124,727	119,206	120,405	106,276
Capacity Utilization (%)	74.24	70.96	100.34	88.56

Cost of Goods Sold, Gross Profit Margin and Net Profit Margin:

Cost of Goods Sold is the major expenses that a company incurred for manufacturing or selling out a product. It includes the purchase price of the raw material as well as the expenses of converting it into a finished product. During the year under review, Gross Profit Margin was 17.52% while it was 16.72% in the previous year. Gross Profit has increased due to price of raw materials was lower in this year. The Net Profit Margin was 7.29% against 5.04% in the previous year. In this year your company earned Net Profit after tax BDT 571.30 Million meeting all operational and financial expenses. These results continue to demonstrate that we were in the right strategy. Cost of Goods Sold, Gross Profit Margin and Net Profit Margin of the Company over last five years are as follows:

Particulars	2016-17	2015-16	2014-15	2013-14	2012-13
	Taka	Taka	Taka	Taka	Taka
Cost of Goods Sold	6,465,845,702	4,783,440,644	5,086,543,324	3,819,621,077	4,521,129,044
Gross Profit Margin	1,373,720,336	960,168,032	901,853,205	867,595,304	866,299,061
Net Profit Margin	571,303,361	289,619,816	292,469,222	269,653,393	207,243,116

Amount in BDT

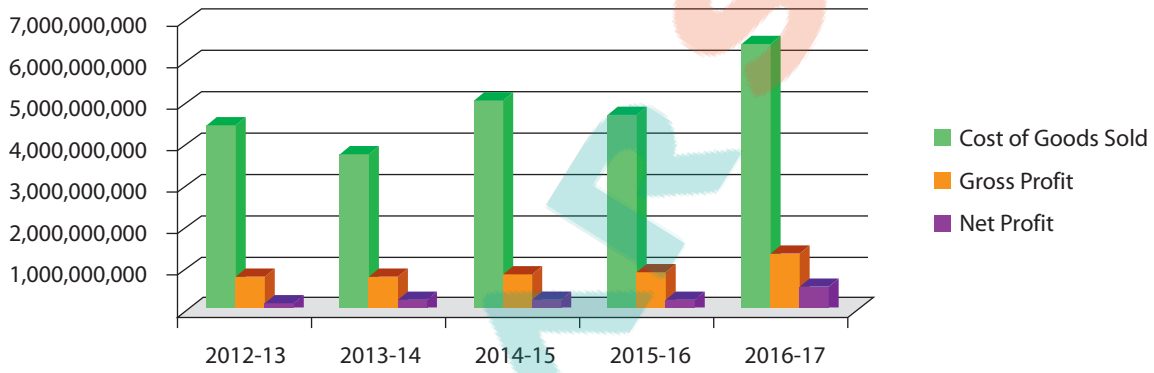

The above chart shows upward trend of profit from year to year.

Risks and Concerns:

Every equity investment is associated with risks. Among those risks some can be averted, others are beyond control. GPH Ispat aims to address opportunities, risks and threats posed by the business environment by developing appropriate risk mitigation measures. Moreover, the Board of Directors and management of the Company are regularly monitoring, assessing and identifying the possible risks and threats on profitability and sustainable growth. In spite of taking above measures, Investors should take the risk factors into consideration before making any investment decision. The major such risk factors along with concerns are described in brief as in the **Annexure- D**.

Extra-Ordinary Loss or Gain:

During the year under review, the Company earned Tk 155.76 million as interest income by depositing Rights Share Issue Proceeds into bank.

Related Party Transaction:

All transactions with related parties have been made for business purpose. Details of the related party transactions have shown in the **Annexure-A(i)**.

Utilization Status of IPO and Rights Share Issue Proceeds:

There is no unutilized IPO Proceeds in Company's account as the proceeds was utilized fully during the year 2011-2012.

In the period 2015-16, your Company has raised Tk. 2,619.54 million through issuance of 18,71,10,000 nos. Ordinary Share as Right. As per Quarterly audited report ended on May 31, 2017 the Company utilized total Tk. 197.39 million. As per implementation schedule of Rights Share Offer Document, the rest amount will be utilized within 31st May, 2018.

The Financial results deteriorate after the Company goes for Initial Public Offer and Rights Offer:

The Company has been constantly growing since Initial Public Offer and Issuance of Rights Share and no Financial deteriorate or adverse situation of the company has yet arisen till date.

Significant variance between Quarterly Financial performance and Annual Financial Statements:

There is no significant variance between Quarterly Financial performance and Annual Financial Statements. The Company was able to maintain a remarkable performance both in Operational and Financial perspective throughout the year.

Directors' Remuneration:

Directors were remunerated as per Board of Directors decision. A report of the Directors' Remuneration is detailed in **Annexure-A(ii)**.

Preparation of Financial Statements:

To compliance with the Bangladesh Securities and Exchange Commission's notification No. SEC/CMRRCD/2006-158/134/Admin/44 dated 07 August, 2012 the Board of Directors confirm as follows:

- The Financial Statements prepared by the management of the Company presented fairly its state of affairs, the result of its operations, cash flows and change in equity.
- Proper books of accounts of the company have been maintained.
- Appropriate accounting policies have been consistently applied in preparation of the Financial Statements and that the accounting estimates are based on reasonable and prudent judgment.
- International Accounting Standards (IAS)/Bangladesh Accounting Standards (BAS)/International Financial Reporting Standards (IFRS)/Bangladesh Financial Reporting Standards (BFRS), as applicable in Bangladesh, have been followed in preparation of the Financial Statements.

Internal Control System:

We have established an effective internal control system in the company. The internal control system has been designed in order to provide the Board of Directors with reasonable assurance that its assets are safeguarded, transactions are authorized and properly recorded. The company has a separate Internal Audit Department which continuously monitors the effectiveness of the internal control with an objective to provide to the Board of Directors with reasonable assurance on the adequacy and effectiveness of the company's risk management, control and governance processes.

Moreover, during the year under review the Audit Committee of the company met quarterly to review the quarterly Financial Statements as well as Annual Financial Statements. They discussed all significant audit observations and ascertain their views on the financial statements, including the financial reporting system, compliance to accounting policies and procedures, the adequacy and effectiveness of the internal controls systems followed by the Company. They also follow-up actions thereon were reported to the Audit Committee. The Audit Committee's observations and suggestions were acted upon by the Company's Management.

Ability to continue as a going concern:

There are no significant doubts upon the company's ability to continue as a going concern and the Financial Statements have been prepared on a going concern basis.

BOARD OF DIRECTORS' REPORT TO THE SHAREHOLDERS

Significant deviations from the last year's operating results:

The significant deviations from last year's operating results of the company have been highlighted in this report and the reasons thereof have also been explained.

Last five year's Operational Performance:

Operationally we have made significant progress over last five years in respect of Production, Sales and Profit generation. The operational performance of the Company for last five years is tabulated below:

Particulars	2016-17	2015-16	2014-15	2013-14	2012-13
	Taka	Taka	Taka	Taka	Taka
Turnover(net)	7,839,566,038	5,743,608,676	5,988,396,529	4,687,216,381	5,387,428,105
Cost of Goods Sold	6,465,845,702	4,783,440,644	5,086,543,324	3,819,621,077	4,521,129,044
Gross Profit	1,373,720,336	960,168,032	901,853,205	867,595,304	866,299,061
Operating Profit	1,094,765,260	753,744,226	731,688,521	711,665,073	718,579,208
Profit before Tax & Reserve	761,817,234	388,125,457	381,146,951	410,054,909	339,171,840
Profit after Tax	571,303,361	289,619,816	292,469,222	278,853,050	250,124,897
Tax Holiday Reserve	-	-	-	9,199,657	42,881,781
Profit after Tax & Reserve	571,303,361	289,619,816	292,469,222	269,653,393	207,243,116

Dividend:

The Board of Directors of the Company is always concerned about the Shareholders' interest. In this regard, the Board of Directors has established a dividend policy, which forms the basis for the proposals on dividend payments that it makes to the shareholders taking into consideration the business performance of the company and its strategic initiatives. Your Company earned Taka 571.30 million only as Profit after tax during the year ended June 30, 2017. The Board of Directors is pleased to recommend 10% (5% Cash and 5% Bonus) Dividend for its all Ordinary Shareholders out of accumulated profit & Reserve held on June 30, 2017.

It is a matter of pleasure that our company secures its place in "A" category according to Dhaka Stock Exchange Limited & Chittagong Stock Exchange Limited categorization based on Dividend payment and other terms and conditions.

Number of Board Meeting held and attendance by Directors:

The Board of Directors of the company has called upon meeting four times during the period 2016-17 to consider and discuses the various agenda related to company's operation and others. Number of Directors' meeting held and attendance of Directors' during the year is attached in **Annexure-F**.

Shareholding Information:

The pattern of shareholding of the company as on 30th June, 2017 is set out in the **Annexure-E**.

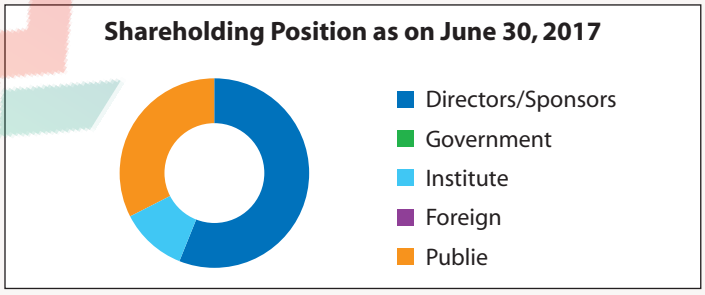

Directors' Appointment, Retirement & Re-appointment:

Directors' appointment, retirement and re-appointment are governed by the Articles of Association of the Company and the Companies Act 1994.

In the forthcoming Annual General Meeting, the following Directors will retire and will also be eligible for re-appointment:

A) Mr. Md. Abdur Rouf
B) Mr. Md. Abdul Ahad
C) Mr. Md. Azizul Hoque

The short bio-data of the said Directors are set out in page no 13 and 14 of this Annual Report.

New project implementation:

Implementation of the new project is under progress as per project implementation schedule. In this connection, various contracts have already been inked. To ensure the uninterrupted power supply, installation of an ultra-modern 230/33/6.6 KV GIS (Gas Insulated Substation) is under process. The progress of Water Treatment Plant is also satisfactory. Moreover, detailed engineering and civil construction works are going on. The Board of Directors and Management of the company are closely monitoring the Project Implementation.

Marketing & Branding:

The Board of Directors is always concerned about marketing strategy and brand building of the company. Considering the steel market in Bangladesh is highly competitive, we always try our best to ensure the best quality product delivering to the customers. During the year under review, we have taken several marketing activities at different levels to ensure sustainable performance in this very competitive market. Brand building is an integral part of our business development. Already we have established our brand value in the market. It not only increases the awareness of the customers regarding our product but also gives an identity and worth of our product.

Human Resource Management:

Proper Human Resource Management brings out the important values of trust, reliability, teamwork, encouragement and relation development between Company's management and employees. We always believe skilled, competent and dedicated human resource is one of the pre-requisite for Company's success. We have been taking initiatives for skill development of our officers, staffs and workers by arranging indoor and outdoor training facilities throughout the year. A well-timed Human Resource Policy has been established which ensures long term benefits like Provident Fund and Gratuity Fund for the employees.

Corporate Social Responsibility:

Corporate Social Responsibility is a business philosophy by which we can be benefited being fully involved at the community level. As a responsible corporate entity, we are working with our stakeholders to strengthen Bangladesh's sustainable future by supporting economic growth. In this connection, to implement "clean and green Chittagong" we handed over 50 nos. three wheeler waste carrying van to the Chittagong City Corporation for Door to Door Program. We also built the main gate of "Chittagong Zoo" which is situated Fayslake, Pahartali, Chittagong. Moreover, we handed over a modern motor vehicle to Chittagong District Police to ensure the safety of people as well as to facilitate their daily activities. We are always committed to perform our Corporate Social Responsibility in order to make a better Bangladesh.

Credit Rating:

Credit Rating Agency of Bangladesh Limited (CRAB) has assigned our rating for the year 2016-2017 as follows:

Long Term	Short Term
AA3	ST-2

"AA3" indicates the company has very strong capacity to meet financial commitments. The company is judged to be of very high quality, subject to very low credit risk. "ST-2" indicates the degree of safety regarding timely payment on the loans/facilities is strong.

Contribution to National Exchequer:

Being a corporate organization, GPH Ispat Limited has a notable contribution to the national exchequer. During the year 2016-17, we have paid BDT 674.26 million to National Exchequer in the form of Corporate Tax, Source Tax, Custom duty, VAT, Registration etc.

Compliance of Corporate Governance:

The Company has set itself the objective of expanding its capacities and becoming competitive in its business. As a part of its growth strategy, the Company believes in adopting the best practices that are followed in the area of Corporate Governance across various arenas. The Company emphasizes the need for full transparency and accountability in all its transactions, in order to protect the interests of its stakeholders.

In order to ensure the good governance and financial transparency, Bangladesh Securities and Exchange Commission has issued a mandatory guideline on Corporate Governance vide its notification SEC/CMRRCD/2006-158/134/Admin/44 dated 07 August 2012. By abiding the conditions of the said Corporate Governance Guidelines, your company ensures all compliances. The Compliance status of your company along with Auditors' Certificate is attached in **Annexure-B & Annexure-C** respectively.

Appointment of Auditors:

The Directors hereby report that M/S Hoda Vasi Choudhury & Co., Chartered Accountants, Delwar Bhaban (4th Floor), 104, Agrabad, Chittagong, was appointed as Auditors of the Company for the Financial year ended 30 June, 2017 in the last Annual General Meeting of the Company. The Auditors have carried out the audit for the year ended 30 June, 2017 and submitted their Report thereof. Being eligible for re-appointment, they have expressed their willingness to take up the audit for the year 2017-18.

Vote of Thanks:

The outcome of the year 2016-17 would not been possible without the persistent support and encouragement of our valued shareholders. On behalf of Board of Directors, I would like to express thanks and gratitude to all the valued Shareholders for their support to the Company and expects to continue in the coming years.

On behalf of the Board



Mohammed Jahangir Alam
Managing Director

শেয়ারহোল্ডারগণের নিকট পরিচালনা পর্ষদের প্রতিবেদন

প্রিয় শেয়ারহোল্ডারবৃন্দ,
আস্‌সালামু আলাইকুম,

জিপিএইচ ইস্পাত লিমিটেড এর ১১তম বার্ষিক সাধারণ সভায় কোম্পানীর পরিচালনা পর্ষদ এবং আমার পক্ষ থেকে আপনাদের সবাইকে স্বাগত জানাই। অত্যন্ত আনন্দের সাথে কোম্পানীর ৩০শে জুন, ২০১৭ ইং তারিখে সমাপ্ত সময়ের বার্ষিক প্রতিবেদন একই সাথে কোম্পানীর নিরীক্ষিত আর্থিক বিবরণী, নিরীক্ষকের প্রতিবেদন এবং পরিচালনা পর্ষদের প্রতিবেদন আপনাদের বিবেচনা, গ্রহণ ও অনুমোদন এর জন্য উপস্থাপন করছি। উক্ত বার্ষিক প্রতিবেদন কোম্পানী আইন ১৯৯৪ এর ধারা ১৮৪ এবং বাংলাদেশ সিকিউরিটিজ এন্ড এক্সচেঞ্জ কমিশন এর ০৭ আগস্ট, ২০১২ ইং তারিখের নোটিফিকেশনঃ এসইসি/সিএমআরআরসিডি/২০০৬-১৫৮/১৩৪/এডমিন/৪৪ এর আলোকে প্রস্তুত করা হয়েছে।

শিল্পের সার্বিক অবস্থা ও সম্ভাব্য ভবিষ্যত উন্নয়ন ঃ

ইস্পাত শিল্প সমগ্র বিশ্বে একটি দ্রুত অগ্রসরমান শিল্প। বিশ্বব্যাপী চলমান উন্নয়ন প্রকল্প বাস্তবায়নের ফলে ইস্পাতের চাহিদা বৃদ্ধি পাচ্ছে। বিশেষ করে গত কয়েক বছর ধরে বাংলাদেশের অবকাঠামো উন্নয়নে সারা দেশে সরকার কর্তৃক বেশ কিছু বড় প্রকল্প গৃহীত হয়েছে। সুদৃঢ় আর্থিক অবস্থার উপর ভিত্তি করে গত দেড় দশকে ইস্পাত শিল্প ব্যাপকভাবে বৃদ্ধি পেয়েছে। দেশের অবকাঠামো উন্নয়ন প্রকল্পের কারণে সৃষ্ট ইস্পাতের ক্রমবর্ধমান চাহিদা এই শিল্পের কোম্পানি সমূহের উৎপাদন ক্ষমতার কাছাকাছি চলে এসেছে।

দেশ ব্যাপী উন্নয়ন প্রকল্পগুলো অব্যাহত থাকার কারণে আগামী দিনে ইস্পাত শিল্প আরও দ্রুত গতিতে বৃদ্ধি পাওয়ার সম্ভাবনা রয়েছে। এই শিল্প থেকে যে পরিমাণ চাহিদা তা বর্তমান উৎপাদন ক্ষমতার প্রায় কাছাকাছি হওয়ায় ভবিষ্যতে চাহিদা বৃদ্ধির সাথে সাথে এই শিল্পের উৎপাদন ক্ষমতাও বৃদ্ধি করতে হবে। বর্তমানে ইস্পাতের প্রধান চাহিদা প্রধানত আবাসন খাত, রিয়েল এস্টেট ডেভেলপার এবং অবকাঠামো উন্নয়ন খাত থেকে আসে। আমরা আশা করছি যে, আমাদের ক্রমবর্ধমান জনসংখ্যার আবাসন চাহিদা পূরণ এবং দেশের অবকাঠামো উন্নয়নে ইস্পাতের ব্যবহার আগামী বছরগুলোতে আরো বৃদ্ধি পেতে থাকবে।

প্রযুক্তিগত ক্ষেত্রে, উৎপাদন সর্বোচ্চকরণ এবং খরচ হ্রাসকরণের জন্য নতুন নতুন উদ্ভাবিত প্রযুক্তি ইস্পাত শিল্পে ব্যবহার করা হচ্ছে। ইলেকট্রিক আর্ক ফার্নেস, ব্লাস্ট ফার্নেস ইত্যাদির মত অত্যাধুনিক প্রযুক্তি ব্যবহার করে ইস্পাত শিল্প দ্রুত উন্নতি করছে।

ইস্পাত শিল্প বিশ্বব্যাপী কর্মসংস্থান, প্রশিক্ষণ ও উন্নয়ন প্রদান করে। পেশা হিসেবে ইস্পাত শিল্পে সর্বাধুনিক প্রযুক্তির চ্যালেঞ্জ গ্রহনের মাধ্যমে বিশ্ব সম্পর্কে অভিজ্ঞতা অর্জনের সুযোগ রয়েছে। ইস্পাত শিল্পে পরিবেশগত দায়িত্বের সঙ্গে আপোষ করা হয় না। ইস্পাত বিশ্বের সবচেয়ে পুনঃব্যবহৃত উপাদান যা শতভাগ পুনঃব্যবহারযোগ্য। আমরা আমাদের ইস্পাত উৎপাদন প্রযুক্তির উন্নতি করেছি যেখানে শুধুমাত্র বিজ্ঞানের সীমাবদ্ধতা আমাদের আরও উন্নতির ক্ষমতাকে সীমিত করে দিয়েছে। এই সীমাবদ্ধতা অতিক্রম করার জন্য আমাদের নতুন ভাবে অগ্রসর হতে হবে।

বাংলাদেশের অর্থনীতিকে একটি উন্নয়নশীল অর্থনীতি হিসেবে বিবেচনা করা হয় এবং যদি প্রবৃদ্ধিকে টেকসই এবং শক্তিশালী করতে হয় তবে তার উন্নয়নের এজেন্ডা বাস্তবায়নের দিকে দৃষ্টি দিতে হবে। সুদৃঢ় অর্থনৈতিক সংস্কার, বাস্তবায়ন ক্ষমতা, সুশাসন, অবকাঠামো উন্নয়ন, সরকারি বেসরকারি অংশিদারিত্বের দক্ষতা এবং রাজনৈতিক স্থিতিশীলতা প্রবৃদ্ধিকে টেকসই ও ত্বরান্বিত করতে সাহায্য করে। সরকারের সঠিক নির্দেশনা এবং একটি উদ্যমী উদ্যোক্তা সংস্কৃতি আগামী বছরগুলোতে বাংলাদেশকে একটি শক্তিশালী অর্থনীতির দেশের দিকে নিয়ে যাবে।

পণ্য অনুযায়ী ফলাফলঃ

২০১৬-১৭ কোম্পানির জন্য একটি গতিশীল বছর ছিল। উক্ত বছরে আপনার কোম্পানি পূর্ববর্তী বছরের তুলনায় উৎপাদন বৃদ্ধি করতে সক্ষম হয়েছে। জিপিএইচ ইস্পাত দুই ধরনের পণ্য উৎপাদন করে ঃ- এম.এস. বিলেট এবং এম.এস. রড। পূর্ববর্তী বছরের সাথে তুলনামূলক পণ্য অনুযায়ী ফলাফল ছক আকারে নিম্নে দেখানো হল:

বিবরণ	এম.এস. বিলেট		এম.এস. রড	
	২০১৬-১৭	২০১৫-১৬	২০১৬-১৭	২০১৫-১৬
উৎপাদন ক্ষমতা (মে.টন)	১৬৮,০০০	১৬৮,০০০	১২০,০০০	১২০,০০০
উৎপাদনের পরিমাণ (মে.টন)	১২৪,৭২৭	১১৯,২০৬	১২০,৪০৫	১০৬,২৭৬
উৎপাদন ক্ষমতার ব্যবহার (%)	৭৪.২৪	৭০.৯৬	১০০.৩৪	৮৮.৫৬

শেয়ারহোল্ডারগণের নিকট পরিচালনা পর্ষদের প্রতিবেদন

বিক্রিত পণ্যের ব্যয়, মোট মুনাফা এবং নীট মুনাফা ঃ

পণ্য উৎপাদন অথবা বিক্রয়ের জন্য একটি কোম্পানীর যে সকল খরচ নির্বাহ করা হয় তার প্রধান হল বিক্রিত পণ্য ব্যয়। এতে কাঁচামালের ক্রয় মূল্য এবং চুড়ান্ত পণ্যে রূপান্তরের খরচ অর্ন্তভূক্ত থাকে। আলোচ্য বছরে মোট প্রান্তিক মুনাফার পরিমান ছিল ১৭.৫২ শতাংশ যাহা পূর্ববর্তী বছরে ছিল ১৬.৭২ শতাংশ। আলোচ্য বছরে কাঁচামালের মূল্য কম থাকার কারণে মোট মুনাফা বৃদ্ধি পেয়েছে। নীট মুনাফার পরিমাণ ছিল ৭.২৯ শতাংশ যাহা পূর্ববর্তী বছরে ছিল ৫.০৪ শতাংশ। আলোচ্য বছরে আপনাদের কোম্পানী সকল প্রকার পরিচালনা খরচ ও আর্থিক খরচ মিটিয়ে কর পরবর্তী ৫৭১.৩০ মিলিয়ন টাকা মুনাফা অর্জন করে। উক্ত ফলাফল আমাদের কৌশল এবং এর বাস্তবায়নের যথার্থতা প্রদর্শন করে। কোম্পানীর গত পাঁচ বছরের বিক্রিত পণ্যের ব্যয়, মোট মুনাফা এবং নীট মুনাফা নিম্নরুপ ঃ

বিবরণ	২০১৬-১৭	২০১৫-১৬	২০১৪-১৫	২০১৩-১৪	২০১২-১৩
	টাকা	টাকা	টাকা	টাকা	টাকা
বিক্রিত পণ্যের ব্যয়	৬,৪৬৫,৮৪৫,৭০২	৪,৭৮৩,৪৪০,৬৪৪	৫,০৮৬,৫৪৩,৩২৪	৩,৮১৯,৬২১,০৭৭	৪,৫২১,১২৯,০৪৪
মোট মুনাফা	১,৩৭৩,৭২০,৩৩৬	৯৬০,১৬৮,০৩২	৯০১,৮৫৩,২০৫	৮৬৭,৫৯৫,৩০৪	৮৬৬,২৯৯,০৬১
নীট মুনাফা	৫৭১,৩০৩,৩৬১	২৮৯,৬১৯,৮১৬	২৯২,৪৬৯,২২২	২৬৯,৬৫৩,৩৯৩	২০৭,২৪৩,১১৬

চিত্র: টাকার পরিমাণে দেখানো হয়েছে

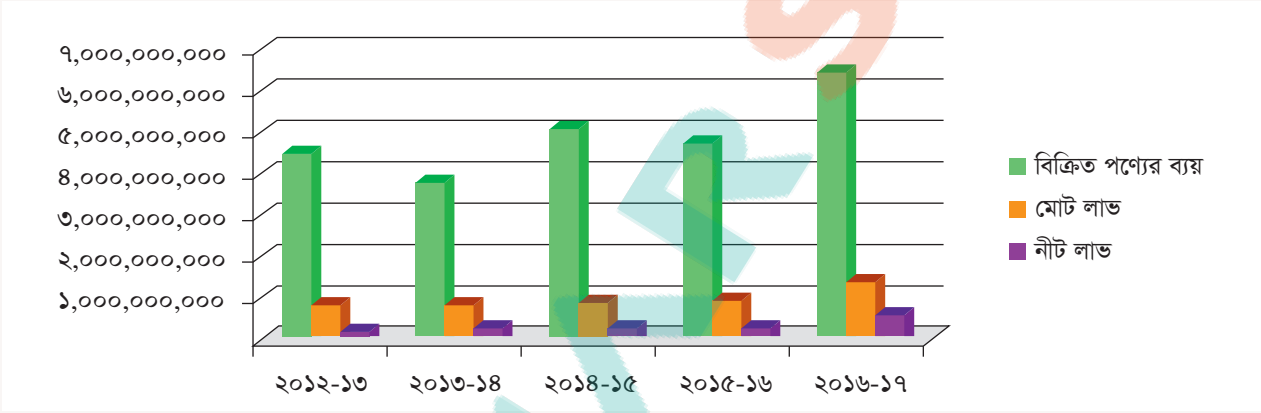

উক্ত ছক বছর প্রতি মুনাফার উর্ধ্বমূখী প্রবণতা নির্দেশ করে।

ঝুঁকি ও ব্যবস্থাপনা ঃ

প্রত্যেক সাধারণ শেয়ারে বিনিয়োগ ঝুঁকিপূর্ণ। এ সকল ঝুঁকির মধ্যে কিছু এড়ানো যায়, অন্যান্য গুলো নিয়ন্ত্রন যোগ্য নয়। জিপিএইচ ইস্পাত সঠিক ঝুঁকি প্রশমন ব্যবস্থা গ্রহণের মাধ্যমে ব্যবসায়ের সুযোগ, ঝুঁকি এবং হুমকি মোকাবেলা করার লক্ষ্যে কাজ করে। এছাড়াও, কোম্পানির পরিচালনা পর্ষদ ও ব্যবস্থাপনা কর্তৃপক্ষ কোম্পানীর মুনাফা ও টেকসই প্রবৃদ্ধি অর্জনের ক্ষেত্রে সম্ভাব্য ঝুঁকি ও হুমকি সমুহ নিয়মিত পর্যবেক্ষন, মূল্যায়ন ও চিহ্নিত করে থাকেন। উপরোক্ত পদক্ষেপ গ্রহণ সত্ত্বেও যে কোন বিনিয়োগের সিদ্ধান্ত নেয়ার পূর্বে বিনিয়োগকারীদের ঝুঁকির বিষয়গুলো বিবেচনায় নেয়া উচিত। এ ধরনের সম্ভাব্য প্রধান ঝুঁকির কারণগুলো এবং সাথে ঝুঁকি কমানোর পদক্ষেপগুলো সংক্ষিপ্ত ভাবে বর্ণনা করা হয়েছে (সংযুক্তি -D)।

অস্বাভাবিক ক্ষতি/মুনাফা ঃ

আলোচ্য সময়ে, কোম্পানী রাইট শেয়ার ইস্যু হতে প্রাপ্ত টাকা ব্যাংকে জমা রেখে ১৫৫.৭৬ মিলিয়ন টাকা সুদ বাবদ আয় করে।

সংশ্লিষ্ট পক্ষের সাথে লেনদেন ঃ

কোম্পানীর সাথে সংশ্লিষ্ট পক্ষের সাথে সকল লেনদেন ব্যবসায়িক উদ্দেশ্যে করা হয়েছে। কোম্পানী সংশ্লিষ্ট পক্ষের সাথে লেনদেনের বিস্তারিত বিবরণ সংযুক্তি-A(i)-তে সংযুক্ত করা হয়েছে।

আইপিও এবং রাইট শেয়ার ইস্যু হতে প্রাপ্ত অর্থের ব্যবহার ঃ

২০১১-১২ হিসাববর্ষে প্রাথমিক গণপ্রস্তাব হতে প্রাপ্ত অর্থ সম্পূর্ণ ব্যবহারের ফলে কোম্পানীর নিকট এ উৎস হতে প্রাপ্ত আর কোন অর্থ অব্যবহৃত ছিল না।

২০১৫-১৬ হিসাববর্ষে আপনাদের কোম্পানী রাইট শেয়ার হিসেবে ১৮,৭১,১০,০০০ সংখ্যক সাধারণ শেয়ার ইস্যু করে ২,৬১৯.৫৪ মিলিয়ন টাকা উত্তোলন করে। ৩১ মে ২০১৭ইং তারিখে শেষ হওয়া ত্রৈমাসিক নিরীক্ষিত প্রতিবেদন অনুযায়ী কোম্পানী উক্ত তহবিল হতে সর্বমোট ১৯৭.৩৯ মিলিয়ন টাকা খরচ করেছে। রাইট শেয়ার অফার ডকুমেন্ট এর বাস্তবায়ন সময়সূচী অনুযায়ী অবশিষ্ট টাকা আগামী ৩১শে মে, ২০১৮ ইং তারিখের মধ্যে ব্যবহার করা হবে।

আইপিও এবং রাইট শেয়ার ইস্যু পরবর্তী কোম্পানীর আর্থিক ফলাফল ঃ

আইপিও এবং রাইট শেয়ার ইস্যু পরবর্তী সময়ে ক্রমাগতভাবে কোম্পানীর ব্যবসা বৃদ্ধি পাচ্ছে এবং এখন পর্যন্ত কোন ধরণের আর্থিক অবনতি বা প্রতিকূল অবস্থার সৃষ্টি হয়নি।

ত্রৈমাসিক ও বার্ষিক আর্থিক প্রতিবেদন এর মধ্যে উল্লেখযোগ্য পার্থক্য ঃ

ত্রৈমাসিক ও বার্ষিক আর্থিক প্রতিবেদনে আর্থিক ফলাফল এর মধ্যে উল্লেখযোগ্য কোন পার্থক্য নেই। কোম্পানী আলোচ্য হিসাবকাল ব্যাপী পরিচালনাগত ও আর্থিক উভয় দৃষ্টিকোন থেকে উল্লেখযোগ্য ফলাফল বজায় রাখতে সক্ষম হয়েছে।

পরিচালকবৃন্দের সম্মানী ঃ

পরিচালকবৃন্দের সম্মানী কোম্পানীর পরিচালনা পর্ষদের সিদ্ধান্ত মোতাবেক প্রদান করা হয়। পরিচালকবৃন্দের সম্মানী প্রদানের বিস্তারিত বিবরণ সংযুক্তি-A(ii)-তে সংযুক্ত করা হয়েছে।

আর্থিক বিবরণী প্রস্তুতকরণ ঃ

বাংলাদেশ সিকিউরিটিজ এন্ড এক্সচেঞ্জ কমিশনের নোটিফিকেশন নং-এসইসি/সিএমআরআরসিডি/২০০৬-১৫৮/১৩৪/এডমিন/৪৪, তারিখ ০৭ আগষ্ট, ২০১২ মেনে চলার জন্য পরিচালনা পর্ষদ নিম্নোক্ত বিষয় গুলো নিশ্চিত করেছেন:

- কোম্পানীর ব্যবস্থাপনা কর্তৃপক্ষ প্রস্তুতকৃত আর্থিক বিবরণীতে কোম্পানীর চলমান ঘটনা প্রবাহ, কার্যক্রমের ফলাফল, নগদ প্রবাহ ও সম্পদের পরিবর্তন যথাযথ ভাবে উপস্থাপন করা হয়েছে।
- কোম্পানীর যথাযথ হিসাব বই সংরক্ষণ করা হয়েছে।
- আর্থিক বিবরণী প্রস্তুতের সময় হিসাব নীতিমালা যথাযথ ভাবে প্রয়োগ করা হয়েছে এবং হিসাব অনুমানগুলো যুক্তিসংগত এবং যথোপযুক্ত বিচার বিশ্লেষনের উপর ভিত্তি করে করা হয়েছে।
- আর্থিক বিবরণী প্রস্তুতের সময় ইন্টারন্যাশনাল একাউন্টিং স্ট্যান্ডার্ডস্ (আইএএস)/ বাংলাদেশ একাউন্টিং স্ট্যান্ডার্ডস্ (বিএএস)/ ইন্টারন্যাশনাল ফাইন্যান্সিয়াল রিপোর্টিং স্ট্যান্ডার্ডস্ (আইএফআরএস)/ বাংলাদেশ ফাইন্যান্সিয়াল রিপোর্টিং স্ট্যান্ডার্ডস্ (বিএফএস)/, বাংলাদেশে যেভাবে প্রযোজ্য সেভাবে অনুসরণ করা হয়েছে।

অভ্যন্তরীণ নিয়ন্ত্রণ পদ্ধতি ঃ

আমরা আমাদের কোম্পানীতে একটি কার্যকর অভ্যন্তরীণ নিয়ন্ত্রণ ব্যবস্থা প্রতিষ্ঠা করেছি। উক্ত অভ্যন্তরীণ নিয়ন্ত্রণ ব্যবস্থা গঠন করা হয়েছে যাতে পরিচালনা পর্ষদকে নিশ্চিত থাকেন যে কোম্পানীর সম্পদ সমূহ সুরক্ষিত আছে, লেনদেন সমূহ অনুমোদিত এবং সঠিকভাবে নথিভুক্ত করা হয়েছে। কোম্পানীর একটি পৃথক অভ্যন্তরীণ নিরীক্ষা বিভাগ রয়েছে যেটি পরিচালনা পর্ষদকে কোম্পানীর ঝুঁকি ব্যবস্থাপনা, নিয়ন্ত্রণ ও শাসন প্রক্রিয়া যথার্থতা এবং নিয়ন্ত্রণ ব্যবস্থার কার্যকারিতা সম্পর্কে যথাযথ আশ্বাস প্রদানের জন্য নিরীক্ষণ কাজে নিয়োজিত থাকে ।

এছাড়াও, আলোচ্য বছরে কোম্পানীর নিরীক্ষা কমিটি কোম্পানীর ত্রৈমাসিক আর্থিক বিবরণী এবং বার্ষিক আর্থিক বিবরণী পর্যালোচনার জন্য প্রতি তিন মাস অন্তর মিলিত হন। তারা উক্ত আর্থিক বিবরণীর উপর গুরুত্বপূর্ণ নিরীক্ষা পর্যবেক্ষণ নিয়ে আলোচনা করেন এবং আর্থিক বিবরণী, আর্থিক প্রতিবেদনের পদ্ধতি, হিসাব নীতিমালা ও পদ্ধতি এবং কোম্পানীর অভ্যন্তরীণ নিয়ন্ত্রণ ব্যবস্থা এবং এর কার্যকারিতা সম্পর্কে মতামত প্রকাশ করেন। তারা নিরীক্ষা কমিটির কর্তৃক প্রদত্ত প্রতিবেদনের বাস্তবায়ন নিয়েও আলোচনা করেন। অডিট কমিটির পর্যবেক্ষণ এবং পরামর্শ অনুসারে কোম্পানীর ব্যবস্থাপনা কর্তৃপক্ষ কাজ করেন।

চলমান প্রতিষ্ঠান হিসাবে যাত্রা অব্যাহত রাখার ক্ষমতা ঃ

একটি চলমান প্রতিষ্ঠান হিসাবে যাত্রা অব্যাহত রাখতে কোম্পানীর যোগ্যতায় কোন প্রকার সন্দেহ নেই এবং একটি চলমান প্রতিষ্ঠানের ভিত্তিতে আর্থিক বিবরণী প্রস্তুত করা হয়েছে।

শেয়ারহোল্ডারগণের নিকট পরিচালনা পর্ষদের প্রতিবেদন

গত বছর হতে পরিচালনাগত ফলাফলে উল্লেখযোগ্য পরিবর্তন ঃ

গত বছর হতে কোম্পানীর পরিচালনাগত ফলাফলে গুরুত্বপূর্ণ পরিবর্তনসমূহ এই প্রতিবেদনে উল্লেখ করা হয়েছে এবং এর কারণ যথাযথ ভাবে ব্যাখ্যা করা হয়েছে।

গত পাঁচ বছরের পরিচালনাগত ফলাফল ঃ

পরিচালনাগত দিক থেকে বিগত পাঁচ বছর কোম্পানী উৎপাদন, বিক্রয় ও মুনাফা অর্জনের ক্ষেত্রে উল্লেখযোগ্য অগ্রগতি লাভ করতে সক্ষম হয়েছে। বিগত পাঁচ বছরের কোম্পানীর পরিচালনাগত ফলাফল নিম্নে ছক আকারে দেখানো হল :

বিবরণ	২০১৬-১৭	২০১৫-১৬	২০১৪-১৫	২০১৩-১৪	২০১২-১৩
	টাকা	টাকা	টাকা	টাকা	টাকা
বিক্রয় (নীট)	৭,৮৩৯,৫৬৬,০৩৮	৫,৭৪৩,৬০৮,৬৭৬	৫,৯৮৮,৩৯৬,৫২৯	৪,৬৮৭,২১৬,৩৮১	৫,৩৮৭,৪২৮,১০৫
বিক্রিত পণ্যের ব্যয়	৬,৪৬৫,৮৪৫,৭০২	৪,৭৮৩,৪৪০,৬৪৪	৫,০৮৬,৫৪৩,৩২৪	৩,৮১৯,৬২১,০৭৭	৪,৫২১,১২৯,০৪৪
মোট মুনাফা	১,৩৭৩,৭২০,৩৩৬	৯৬০,১৬৮,০৩২	৯০১,৮৫৩,২০৫	৮৬৭,৫৯৫,৩০৪	৮৬৬,২৯৯,০৬১
পরিচলন মুনাফা	১,০৯৪,৭৬৫,২৬০	৭৫৩,৭৪৪,২২৬	৭৩১,৬৮৮,৫২১	৭১১,৬৬৫,০৭৩	৭১৮,৫৭৯,২০৮
কর ও সঞ্চিতি পূর্ব মুনাফা	৭৬১,৮১৭,২৩৪	৩৮৮,১২৫,৪৫৭	৩৮১,১৪৬,৯৫১	৪১০,০৫৪,৯০৯	৩৩৯,১৭১,৮৪০
কর পরবর্তী মুনাফা	৫৭১,৩০৩,৩৬১	২৮৯,৬১৯,৮১৬	২৯২,৪৬৯,২২২	২৭৮,৮৫৩,০৫০	২৫০,১২৪,৮৯৭
কর অবকাশ সঞ্চিতি	-	-	-	৯,১৯৯,৬৫৭	৪২,৮৮১,৭৮১
কর ও সঞ্চিতি পরবর্তী মুনাফা	৫৭১,৩০৩,৩৬১	২৮৯,৬১৯,৮১৬	২৯২,৪৬৯,২২২	২৬৯,৬৫৩,৩৯৩	২০৭,২৪৩,১১৬

লভ্যাংশ ঃ

কোম্পানীর পরিচালনা পর্ষদ শেয়ারহোল্ডারদের স্বার্থের সংশ্লিষ্ট বিষয়ে সর্বদা সচেষ্ট রয়েছেন। এই জন্য কোম্পানীর পরিচালনা পর্ষদ একটি লভ্যাংশ নীতি প্রতিষ্ঠা করেছে, যা লভ্যাংশ প্রদানের প্রস্তাবের ভিত্তিতে তৈরি করা হয়েছে যাতে শেয়ারহোল্ডারগণ কোম্পানির ব্যবসায়িক কার্যক্রম এবং ইহার কৌশলগত উদ্যোগগুলি বিবেচনায় নিতে পারে। আপনাদের কোম্পানী ৩০শে জুন, ২০১৭ ইং তারিখের সমাপ্ত বছরে কর পরবর্তী ৫৭১.৩০ মিলিয়ন টাকা মুনাফা অর্জন করেছে। ৩০শে জুন, ২০১৭ ইং তারিখের মুনাফা ও সঞ্চিতি থেকে শেয়ারহোল্ডারদের লভ্যাংশ হিসাবে ১০ শতাংশ (৫ শতাংশ নগদ এবং ৫ শতাংশ বোনাস) লভ্যাংশ প্রদানের সুপারিশ করতে পেরে পরিচালনা পর্ষদ আনন্দিত।

ইহা অতি আনন্দের বিষয় যে, আপনাদের কোম্পানী লভ্যাংশ প্রদান ও অন্যান্য কমপ্লায়েন্স এর উপর ভিত্তি করে ঢাকা স্টক এক্সচেঞ্জ লিমিটেড ও চট্টগ্রাম স্টক এক্সচেঞ্জ লিমিটেড এর শ্রেণীবিভাগ অনুযায়ী "এ" শ্রেণীতে অবস্থান করছে।

অনুষ্ঠিত পর্ষদ সভার সংখ্যা ও পরিচালকদের উপস্থিতি ঃ

২০১৬-২০১৭ সালে কোম্পানীর পরিচালনা পর্ষদ কোম্পানীর কার্যক্রম ও বিভিন্ন বিষয়ে আলোচনার জন্য মোট ৪ বার পর্ষদ সভা আহবান করেছেন। পর্ষদ সভার সংখ্যা ও পরিচালকদের উপস্থিতি সংযুক্তি-F এ সংযুক্ত করা হয়েছে।

শেয়ার ধারণের তথ্য ঃ

৩০শে জুন ২০১৭ ইং তারিখে কোম্পানীর শেয়ার ধারণ সংক্রান্ত তথ্য সংযুক্তি-E তে যুক্ত করা হয়েছে।

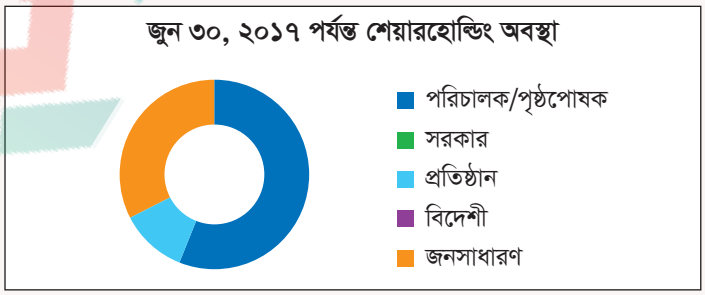

পরিচালক নিয়োগ, অবসর ও পুনঃনিয়োগ ঃ

পরিচালক নিয়োগ, অবসর ও পুনঃনিয়োগ প্রতিষ্ঠানের সংঘবিধি এবং কোম্পানী আইন ১৯৯৪ এর বিধি অনুযায়ী নির্ধারিত হয়।

আসন্ন বার্ষিক সাধারণ সভায় নিম্নলিখিত পরিচালকগণ অবসর গ্রহণ করবেন এবং পুনরায় নিয়োগের যোগ্য বিধায় পূনঃনিয়োগের জন্য বিবেচিত হবেন ঃ-

ক) জনাব মোঃ আবদুর রউফ
খ) জনাব মোঃ আবদুল আহাদ
গ) জনাব মোঃ আজিজুল হক

উক্ত পরিচালকগণের সংক্ষিপ্ত জীবন বৃত্তান্ত এই প্রতিবেদন এর ১৩ ও ১৪ পৃষ্ঠায় বর্ণনা করা হল।

নতুন প্রকল্প বাস্তবায়নঃ

প্রকল্প বাস্তবায়ন সূচি অনুযায়ী নতুন প্রকল্পের বাস্তবায়ন কাজ এগিয়ে চলছে। এই লক্ষ্যে বিভিন্ন চুক্তি ইতিমধ্যে সম্পাদন করা হয়েছে। নিরবচ্ছিন্ন বিদ্যুৎ সরবরাহ নিশ্চিত করার জন্য একটি অত্যাধুনিক ২৩০/৩৩/ ৬.৬ কেভি জিআইএস (গ্যাস ইনসুলুড সাবস্টেশন) স্থাপনের কাজ চলছে। ওয়াটার ট্রিটমেন্ট প্ল্যান্ট এর অগ্রগতিও সন্তোষজনক। এছাড়াও, প্রকৌশল এবং নির্মাণ কাজ চলমান রয়েছে। কোম্পানির পরিচালনা পর্ষদ এবং ব্যবস্থাপনা কর্তৃপক্ষ ঘনিষ্ঠভাবে প্রকল্পের বাস্তবায়ন কাজ পর্যবেক্ষণ করছেন।

বাজারজাতকরণ ও ব্র্যান্ডিংঃ

কোম্পানীর পরিচালনা পর্ষদ কোম্পানির বিপণন কৌশল এবং ব্র্যান্ড বৃদ্ধি সম্পর্কে সর্বদা সচেষ্ট রয়েছেন। বাংলাদেশে ইস্পাতের বাজার অত্যন্ত প্রতিযোগিতামূলক এই বিবেচনায়, গ্রাহকদের সেরা মানের পণ্য সরবরাহ নিশ্চিত করার জন্য আমরা সবসময় চেষ্টা করছি। আলোচ্য বছরে এই প্রতিযোগিতামূলক বাজারে কার্যকর ফলাফল নিশ্চিত করার জন্য আমরা বিভিন্ন পর্যায়ে বিভিন্ন বিপণন কার্যক্রম গ্রহণ করেছি। ব্র্যান্ড বৃদ্ধি আমাদের ব্যবসা উন্নয়নের অবিচ্ছেদ্য অংশ। ইতিমধ্যে বাজারে আমরা আমাদের ব্র্যান্ড প্রতিষ্ঠিত করেছি। এটা শুধুমাত্র আমাদের পণ্য সম্পর্কে গ্রাহকদের সচেতনতাই বৃদ্ধি করে না বরং ইহা আমাদের পণ্যের পরিচয় এবং মূল্যও প্রদান করে।

মানব সম্পদ ব্যবস্থাপনা ঃ

যথাযথ মানব সম্পদ ব্যবস্থাপনা কোম্পানীর কর্তৃপক্ষ এবং কর্মচারীদের মধ্যে আস্থা, নির্ভরযোগ্যতা, দলবদ্ধতা, উৎসাহ ও সম্পর্ক উন্নয়নে গুরুত্বপূর্ণ ভুমিকা পালন করে। আমরা সবসময় বিশ্বাস করি দক্ষ, যোগ্য ও নিবেদিত মানব সম্পদ কোম্পানীর সফলতার পূর্বশর্ত। কর্মকর্তা, কর্মচারী ও শ্রমিকদের দক্ষতা উন্নয়নের জন্য আমরা বছর ব্যাপী অভ্যন্তরীণ এবং বাহ্যিক প্রশিক্ষনের ব্যবস্থা করেছি। একটি সময়োপযোগী মানব সম্পদ নীতিমালা প্রতিষ্ঠা করা হয়েছে যা কর্মচারীদের জন্য ভবিষ্যৎ তহবিল ও আনুতোষিক তহবিল এর মত দীর্ঘমেয়াদী সুবিধা নিশ্চিত করবে।

কর্পোরেট সামাজিক দায়বদ্ধতা ঃ

কর্পোরেট সামাজিক দায়বদ্ধতা একটি ব্যবসায়িক দর্শন যা দ্বারা কমিউনিটি পর্যায়ে সরাসরি যুক্ত হয়ে আমরাও উপকৃত হতে পারি। একটি দায়িত্বশীল কর্পোরেট সত্তা হিসেবে অর্থনৈতিক প্রবৃদ্ধিকে সহায়তা করার মাধ্যমে বাংলাদেশের ভবিষ্যৎকে টেকসই ও শক্তিশালী করার জন্য আমরা আমাদের অংশীদারদের সাথে কাজ করে যাচ্ছি। এই ক্ষেত্রে "ক্লীন ও গ্রীন চট্টগ্রাম" বাস্তবায়নে ডোর টু ডোর কার্যক্রমের জন্য চট্টগ্রাম সিটি করর্পোরেশকে আমরা ৫০ টি তিন চাকা চালিত বর্জ্য বহনকারী ভ্যান গাড়ী হস্তান্তর করেছি। আলোচ্য বছরে আমরা ফয়েজলেক, পাহাড়তলী, চট্টগ্রাম-এ অবস্থিত চট্টগ্রাম চিড়িয়াখানার প্রধান ফটক নির্মাণ করে দিয়েছি। এছাড়াও, জনগণের নিরাপত্তা নিশ্চিত করার পাশাপাশি পুলিশের দৈনন্দিন কার্যক্রম সহজতর করার জন্য চট্টগ্রাম জেলা পুলিশকে একটি আধুনিক মোটর গাড়ি হস্তান্তর করেছি। একটি সুন্দর বাংলাদেশ বিনির্মাণে আমাদের কর্পোরেট সামাজিক দায়িত্ব পালনে আমরা সবসময় প্রতিশ্রুতিবদ্ধ।

ঋনমান নির্ধারণ ঃ

ক্রেডিট রেটিং এজেন্সি অব বাংলাদেশ লিমিটেড ২০১৬-২০১৭ সালের জন্য আমাদের ঋনমান যাচাই সম্পন্ন করেছে, যা নিম্নরুপ:

দীর্ঘকালীণ	স্বল্পকালীণ
AA3	ST-2

শেয়ারহোল্ডারগণের নিকট পরিচালনা পর্ষদের প্রতিবেদন

"AA3" কোম্পানী আর্থিক অঙ্গীকার পূরণে অত্যন্ত শক্তিশালী সামর্থ্য ইঙ্গিত করে। খুব কম ঋণ ঝুঁকি সাপেক্ষে কোন কোম্পানীকে উচ্চমানসম্পন্ন হিসেবে গণ্য করা হয়।

"ST-2" যথাসময়ে ঋণ পরিশোধ সংক্রান্ত বিষয়ে সর্বোচ্চ নিরাপত্তা সীমা ইঙ্গিত করে।

রাষ্ট্রীয় কোষাগারে অবদান ঃ

একটি কর্পোরেট প্রতিষ্ঠান হিসেবে জিপিএইচ ইস্পাত লিমিটেড রাষ্ট্রীয় কোষাগারে উল্লেখযোগ্য অবদান রেখেছে । ২০১৬-১৭ হিসাবকালে আমরা প্রাতিষ্ঠানিক আয়কর, উৎস কর, কাষ্টম শুল্ক, মূল্য সংযোজন কর ইত্যাদি খাতে রাজস্ব তহবিলে প্রায় ৬৭৪.২৬ মিলিয়ন টাকা পরিশোধ করেছি।

কর্পোরেট সু-শাসনের কমপ্লাইয়েন্স ঃ

কোম্পানি তার সামর্থ্যকে প্রসারিত করতে এবং ব্যবসাকে আরও প্রতিযোগিতামূলক করতে একটি উদ্দেশ্য স্থির করেছে। প্রবৃদ্ধির কৌশলের অংশ হিসেবে কোম্পানি বিভিন্ন ক্ষেত্রে কর্পোরেট সুশাসন অনুসরণ করার সর্বোচ্চ চর্চায় বিশ্বাস করে। কোম্পানি তার অংশীদারদের স্বার্থ সংরক্ষণের জন্য সকল লেনদেনের ক্ষেত্রে সম্পূর্ণ স্বচ্ছতা এবং জবাবদিহিতার উপর জোর দেয়।

বাংলাদেশ সিকিউরিটিজ এন্ড একচেঞ্জ কমিশন (বিএসইসি) ৭ই আগষ্ট, ২০১২ইং তারিখে কর্পোরেট সুশাসন এর উপর একটি নোটিফিকেশন (এসইসি/সিএমআরআরসিডি/২০০৬-১৫৮/১২৯/এডমিন/৪৩) জারি করেছে। সুশাসন ও আর্থিক স্বচ্ছতা নিশ্চিত করার জন্য এই নির্দেশনা জারি করা হয়েছে। আপনাদের কোম্পানী সেই নির্দেশনার শর্ত মেনে সকল কমপ্লাইয়েন্স নিশ্চিত করেছে। কোম্পানীর কমপ্লাইয়েন্স স্ট্যাটাস এবং এই বিষয়ে নিরীক্ষক হতে প্রাপ্ত সনদ সংযুক্তি-B ও C-তে সংযুক্ত করা হল।

নিরীক্ষক নিয়োগঃ

গত বার্ষিক সাধারণ সভায় মেসার্স হোদা ভাসী চৌধুরী এন্ড কোং, চার্টার্ড অ্যাকাউনটেন্টস্, দেলোয়ার ভবন (৫ম তলা), ১০৪, আগ্রাবাদ, চট্টগ্রাম-কে কোম্পানীর ২০১৬-২০১৭ হিসাব বছরের নিরীক্ষক হিসেবে নিয়োগ প্রদান করা হয়। নিরীক্ষকগণ ৩০ শে জুন, ২০১৭ ইং তারিখে সমাপ্ত বছরের নিরীক্ষণ কার্য সম্পাদন করে এর প্রতিবেদন উপস্থাপন করেছেন। পুনরায় নিয়োগ পাওয়ার যোগ্য হিসেবে নিরীক্ষকগণ ২০১৭-১৮ হিসাব বছরের নিরীক্ষণ কার্যের জন্য পুনঃনিয়োগ লাভের আগ্রহ প্রকাশ করেছেন।

ধন্যবাদ জ্ঞাপনঃ

আমাদের সম্মানীত শেয়ারহোল্ডারদের দৃঢ় সমর্থন এবং উৎসাহ ব্যতিত ২০১৬-১৭ হিসাব বছরের ফলাফল সম্ভব হত না। পরিচালনা পর্ষদের পক্ষ থেকে আমি সকল সম্মানীত শেয়ারহোল্ডারকে তাদের সার্বিক সমর্থনের জন্য আন্তরিক ধন্যবাদ ও কৃতজ্ঞতা জানাচ্ছি এবং আগামী বছরগুলোতে তা অব্যাহত থাকবে বলে আশা করছি।

পরিচালনা পর্ষদের পক্ষে



মোহাম্মদ জাহাঙ্গীর আলম
ব্যবস্থাপনা পরিচালক

Annexure-A

i. Related Party transactions:

During the year the Company carried out a number of transactions with related parties in the normal course of business on an arms' length basis. Names of those related parties, nature of those transactions and their total value have been set out in accordance with the provisions of BAS-24; Related Party Disclosures:

Sl. No	Party name	Relation	Nature of transaction	Outstanding as on 30 June, 2017	Outstanding as on 30 June, 2016
1	GPH Power Generation Ltd	Common Directorship	Supply of Power at a flat rate	(464,111,462)	(425,014,631)
2	Jahangir & Other Ltd	Common Directorship	Head office rent	(287,885)	(263,500)
3	GPH Steels Limited	Common Directorship	Investment in equity Shares	1,000,000	1,000,000
4	Asia Insurance Limited	Common Directorship	Insurance policy against Letter of Credit	(305,793)	(296,869)
5	Arbee Textiles Limited	Common Directorship	Payment against interest bearing loan	255,560,476	224,376,249
6	LIPD Industries Limited	Common Directorship	Advance	185,500	-

ii. During the year 2016-2017, the following Directors were remunerated:

Name	Designation	Monthly Remuneration	No. of Month	01 July 2016 to 30 June 2017	01 July 2015 to 30 June 2016
Mr. Mohammed Jahangir Alam	Managing Director	350,000	12	4,200,000	4,200,000
Mr. Md. Almas Shimul	Additional	350,000	1	350,000	4,200,000
	Managing Director	625,000	11	6,875,000	-
Mr. Md. Ashrafuzzaman	Director	180,000	12	2,160,000	2,160,000
Mr. Md. Abdul Ahad	Director	105,000	7	735,000	-
	Total			**14,320,000**	**10,560,000**

Managing Director and Additional Managing Director are provided with transport facilities along with their remuneration.

AMARSTOCK

Annexure-B

REPORT OF THE STATUS OF COMPLIANCE OF CORPORATE GOVERNANCE

Status of compliance with the conditions imposed by the Commission's Notification No SEC/CMRRCD/2006-158/134/Admin/44 dated 07 August 2012 and as amended by Notification No SEC/CMRRCD/2006/-158/147/Admin/48 dated 21 July 2013 issued under section 2CC of the Securities and Exchange Ordinance, 1969:

(Report under Condition No. 7)

Condition No.	Title	Compliance Status(Put ✓ in the appropriate column)		Remarks (if any)
		Complied	Not complied	
1.1	The number of the board members of the company shall not be less than 5 (five) and more than 20 (twenty):	✓		
1.2 (i)	At least one fifth (1/5) of the total number of directors in the company's board shall be independent directors.	✓		
1.2 (ii) a)	For the purpose of this clause "independent director" means a director (a)who either does not hold any share in the company or holds less than one percent (1%) shares of the total paid-up shares of the company;	✓		
1.2 (ii) b)	Who is not connected with the company's any sponsor or director or shareholder who holds one percent (1%) or more shares of the total paid-up shares of the company on the basis of family relationship. His/her family members also should not hold above mentioned shares in the company:	✓		
1.2 (ii) c)	Who does not have any other relationship, whether pecuniary or otherwise, with the company or its subsidiary/associated companies;	✓		
1.2 (ii) d)	Who is not a member, director or officer of any stock exchange;	✓		
1.2 (ii) e)	Who is not a shareholder, director or officer of any member of stock exchange or an intermediary of the capital market;	✓		
1.2 (ii) f)	Who is not a partner or an executive or was not a partner or an executive during the preceding 3 (three) years of any statutory audit firm;	✓		
1.2 (ii) g)	Who shall not be an independent director in more than 3 (three) listed companies;	✓		
1.2 (ii) h)	Who has not been convicted by a court of competent jurisdiction as a defaulter in payment of any loan to a bank or a Non-Bank Financial Institution (NBFI);	✓		
1.2 (ii) i)	Who has not been convicted for a criminal offence involving moral turpitude	✓		
1.2 (iii)	The independent director(s) shall be nominated by the board of directors and approved by the shareholders in the Annual General Meeting (AGM).	✓		
1.2 (iv)	The post of independent director(s) cannot remain vacant for more than 90 (ninety) days.	✓		
1.2 (v)	The Board shall lay down a code of conduct of all Board members and annual compliance of the code to be recorded.	✓		
1.2 (vi)	The tenure of office of an independent director shall be for a period of 3 (three) years, which may be extended for 1 (one) term only.	✓		
1.3 (i)	Independent Director shall be a knowledgeable individual with integrity who is able to ensure compliance with financial, regulatory and corporate laws and can make meaningful contribution to business.	✓		
1.3 (ii)	The person should be a Business Leader/Corporate Leader/Bureaucrat/University Teacher with Economics or Business Studies or Law background/Professionals like Chartered Accountants, Cost & Management Accountants, Chartered Secretaries. The Independent director must have at least 12 (twelve) years of corporate management/professional experiences.	✓		
1.3 (iii)	In special cases the above qualifications may be relaxed subject to prior approval of the Commission.	N/A		
1.4	The positions of the Chairman of the Board and the Chief Executive Officer of the companies shall be filled by different individuals.	✓		
1.5 (i)	The directors of the companies shall include the following additional statements in the Directors' Report prepared under section 184 of the Companies Act, 1994:-(i) Industry outlook and possible future developments in the industry.	✓		
1.5 (ii)	Segment-wise or product-wise performance.	✓		
1.5 (iii)	Risks and concerns.	✓		

Condition No.	Title	Compliance Status(Put ✓ in the appropriate column)		Remarks (if any)
		Complied	Not complied	
1.5 (iv)	A discussion on Cost of Goods sold, Gross Profit Margin and Net Profit Margin.	✓		
1.5 (v)	Discussion on continuity of any Extra-Ordinary gain or loss.	✓		
1.5 (vi)	Basis for related party transactions- a statement of all related party transactions should be disclosed in the annual report.	✓		
1.5 (vii)	Utilization of proceeds from public issues, rights issues and/or through any others instruments.	✓		
1.5 (viii)	An explanation if the financial results deteriorate after the company goes for Initial Public Offering (IPO), Repeat Public Offering (RPO), Rights Offer, Direct Listing, etc.	N/A		
1.5 (ix)	If significant variance occurs between Quarterly Financial performance and Annual Financial Statements the management shall explain about the variance on their Annual Report.	N/A		
1.5 (x)	Remuneration to directors including independent directors.	✓		
1.5 (xi)	The financial statements prepared by the management of the issuer company present fairly its state of affairs, the result of its operations, cash flows and changes in equity.	✓		
1.5 (xii)	Proper books of account of the issuer company have been maintained.	✓		
1.5 (xiii)	Appropriate accounting policies have been consistently applied in preparation of the financial statements and that the accounting estimates are based on reasonable and prudent judgment.	✓		
1.5 (xiv)	International Accounting Standards (IAS)/Bangladesh Accounting Standards (BAS)/International Financial Reporting Standards (IFRS)/Bangladesh Financial Reporting Standards (BFRS), as applicable in Bangladesh, have been followed in preparation of the financial statements and any departure there-from has been adequately disclosed.	✓		
1.5 (xv)	The system of internal control is sound in design and has been effectively implemented and monitored.	✓		
1.5 (xvi)	There are no significant doubts upon the issuer company's ability to continue as a going concern. If the issuer company is not considered to be a going concern, the fact along with reasons thereof should be disclosed.	✓		
1.5 (xvii)	Significant deviations from the last year's operating results of the issuer company shall be highlighted and the reasons thereof should be explained.	N/A		
1.5 (xviii)	Key operating and financial data of at least preceding 5 (five) years shall be summarized.	✓		
1.5 (xix)	If the issuer company has not declared dividend (cash or stock) for the year, the reasons thereof shall be given.	N/A		
1.5 (xx)	The number of Board meetings held during the year and attendance by each director shall be disclosed.	✓		
1.5 (xxi) a)	The pattern of shareholding shall be reported to disclose the aggregate number of shares (along with name wise details where stated below) held by:- (a) Parent/Subsidiary/Associated Companies and other related parties (name wise details);	✓		
1.5 (xxi) b)	Directors, Chief Executive Officer, Company Secretary, Chief Financial Officer, Head of Internal Audit and their spouses and minor children (name wise details);	✓		
1.5 (xxi) c)	Executives i.e top 5 (five) salaried employees of the company, other than the Directors, Chief Executive Officer, Company Secretary, Chief Financial Officer and Head of Internal Audit.	✓		
1.5 (xxi) d)	Shareholders holding ten percent (10%) or more voting interest in the company (name wise details).	✓		
1.5 (xxii) a)	In case of the appointment/re-appointment of a director the company shall disclose the following information to the shareholders:- a brief resume of the director;	✓		
1.5 (xxii) b)	Nature of his/her expertise in specific functional areas;	✓		
1.5 (xxii) c)	Names of companies in which the person also holds the directorship and the membership of committees of the board.	✓		
2.1	The company shall appoint a Chief Financial Officer (CFO), a Head of Internal Audit (Internal Control and Compliance) and a Company Secretary (CS).	✓		

Condition No.	Title	Compliance Status(Put ✓ in the appropriate column)		Remarks (if any)
		Complied	Not complied	
2.2	The CFO and the Company Secretary of the companies shall attend the meetings of the Board of Directors, provided that the CFO and/or the Company Secretary shall not attend such part of a meeting of the Board of Directors which involves consideration of an agenda item relating to their personal matters.	✓		
3 (i)	The company shall have an Audit Committee as a sub-committee of the Board of Directors.	✓		
3 (ii)	The Audit Committee shall assist the Board of Directors in ensuring that the financial statements reflect true and fair view of the state of affairs of the company and in ensuring a good monitoring system within the business.	✓		
3 (iii)	The Audit Committee shall be responsible to the Board of Directors. The duties of the Audit Committee shall be clearly set forth in writing.	✓		
3.1 (i)	The Audit Committee shall be composed of at least 3 (three) members.	✓		
3.1 (ii)	The Board of Directors shall appoint members of the Audit Committee who shall be directors of the company and shall include at least 1 (one) independent director.	✓		
3.1 (iii)	All members of the audit committee should be "financially literate" and at least 1 (one) member shall have accounting or related financial management experience.	✓		
3.1 (iv)	When the term of service of the Committee members expires or there is any circumstance causing any Committee member to be unable to hold office until expiration of the term of service, thus making the number of the Committee members to be lower than the prescribed number of 3 (three) persons, the Board of Directors shall appoint the new Committee member(s) to fill up the vacancy(ies) immediately or not later than 1 (one) month from the date of vacancy(ies) in the Committee to ensure continuity of the performance of work of the Audit Committee.	✓		
3.1 (v)	The company secretary shall act as the secretary of the Committee.	✓		
3.1 (vi)	The quorum of the Audit Committee meeting shall not constitute without at least 1 (one) independent director.	✓		
3.2 (i)	The Board of Directors shall select 1 (one) member of the Audit Committee to be Chairman of the Audit Committee, who shall be an independent director.	✓		
3.2 (ii)	Chairman of the audit committee shall remain present in the Annual General Meeting (AGM).	✓		
3.3 (i)	Role of audit committee shall include the following: - (i) Oversee the financial reporting process.	✓		
3.3 (ii)	Monitor choice of accounting policies and principles.	✓		
3.3 (iii)	Monitor Internal Control Risk management process.	✓		
3.3 (iv)	Oversee hiring and performance of external auditors.	✓		
3.3 (v)	Review along with the management, the annual financial statements before submission to the board for approval.	✓		
3.3 (vi)	Review along with the management, the quarterly and half yearly financial statements before submission to the board for approval.	✓		
3.3 (vii)	Review the adequacy of internal audit function.	✓		
3.3 (viii)	Review statement of significant related party transactions submitted by the management.	✓		
3.3 (ix)	Review Management Letters/ Letter of Internal Control weakness issued by statutory auditors.	✓		
3.3 (x)	When money is raised through Initial Public Offering (IPO)/Repeat Public Offering (RPO)/Rights Issue the company shall disclose to the Audit Committee about the uses/applications of funds by major category (capital expenditure, sales and marketing expenses, working capital, etc), on a quarterly basis, as a part of their quarterly declaration of financial results. Further, on an annual basis, the company shall prepare a statement of funds utilized for the purposes other than those stated in the offer document/prospectus.	✓		
3.4.1 (i)	The Audit Committee shall report on its activities to the Board of Directors.	✓		
3.4.1 (ii) a)	The Audit Committee shall immediately report to the Board of Directors on the following findings, if any:- report on conflicts of interests;	✓		

Condition No.	Title	Compliance Status(Put ✓ in the appropriate column)		Remarks (if any)
		Complied	Not complied	
3.4.1 (ii) b)	Suspected or presumed fraud or irregularity or material defect in the internal control system;	✓		
3.4.1 (ii) c)	Suspected infringement of laws, including securities related laws, rules and regulations;	✓		
3.4.1 (ii) d)	Any other matter which shall be disclosed to the Board of Directors immediately.	✓		
3.4.2	If the Audit Committee has reported to the Board of Directors about anything which has material impact on the financial condition and results of operation and has discussed with the Board of Directors and the management that any rectification is necessary and if the Audit Committee finds that such rectification has been unreasonably ignored, the Audit Committee shall report such finding to the Commission, upon reporting of such matters to the Board of Directors for three times or completion of a period of 6 (six) months from the date of first reporting to the Board of Directors, whichever is earlier.	N/A		
3.5	Report on activities carried out by the Audit Committee, including any report made to the Board of Directors under condition 3.4.1 (ii) above during the year, shall be signed by the Chairman of the Audit Committee and disclosed in the annual report of the issuer company.	✓		
4 (i)	The issuer company should not engage its external/statutory auditors to perform the following services of the company; namely:- Appraisal or valuation services or fairness opinions.	✓		
4 (ii)	Financial information systems design and implementation.	✓		
4 (iii)	Book-keeping or other services related to the accounting records or financial statements.	✓		
4 (iv)	Broker-dealer services.	✓		
4 (v)	Actuarial services.	✓		
4 (vi)	Internal audit services.	✓		
4 (vii)	Any other service that the Audit Committee determines.	✓		
4 (viii)	No partner or employees of the external audit firms shall possess any share of the company they audit at least during the tenure of their audit assignment of that company.	✓		
5 (i)	Provisions relating to the composition of the Board of Directors of the holding company shall be made applicable to the composition of the Board of Directors of the subsidiary company.	N/A		
5 (ii)	At least 1 (one) independent director on the Board of Directors of the holding company shall be a director on the Board of Directors of the subsidiary company.	N/A		
5 (iii)	The minutes of the Board meeting of the subsidiary company shall be placed for review at the following Board meeting of the holding company.	N/A		
5 (iv)	The minutes of the respective Board meeting of the holding company shall state that they have reviewed the affairs of the subsidiary company also.	N/A		
5 (v)	The Audit Committee of the holding company shall also review the financial statements, in particular the investments made by the subsidiary company.	N/A		
6 (i) a)	The CEO and CFO shall certify to the Board that:-(i) They have reviewed financial statements for the year and that to the best of their knowledge and belief: a) these statements do not contain any materially untrue statement or omit any material fact or contain statements that might be misleading;	✓		
6 (i) b)	These statements together present a true and fair view of the company's affairs and are in compliance with existing accounting standards and applicable laws.	✓		
6 (ii)	There are, to the best of knowledge and belief, no transactions entered into by the company during the year which are fraudulent, illegal or violation of the company's code of conduct.	✓		
7 (i)	The company shall obtain a certificate from a Professional Accountant/ Secretary (Chartered Accountant/Cost & Management Accountant/Chartered Secretary) regarding compliance of conditions of Corporate Governance Guidelines of the Commission and shall send the same to the shareholders along with the Annual Report on a yearly basis.	✓		
7 (ii)	The directors of the company shall state, in accordance with the Annexure attached, in the directors' report whether the company has complied with these conditions.	✓		

Annexure-C

Rahman Mostafa Alam & Co.
Chartered Accountants

Certificate of compliance of conditions of corporate governance guidelines to the shareholders of

GPH Ispat Limited

We have examined the compliance of conditions of corporate governance guidelines of the Bangladesh Securities and Exchange Commission (BSEC) by **GPH Ispat Limited** (the Company) for the period ended on **June 30, 2017** as Stipulated in clause 7(i) of the BSEC notification no. SEC/CMRRECD/2006-158/134/Admin/44 dated August 07, 2012 as amended by notification no. SEC/CMRRCD/2006-158/147/Admin/48 dated 21 July 2013 of Bangladesh Securities and Exchange Commission.

The compliance of conditions of Corporate Governance Guidelines as stated in the aforesaid notifications and reporting of the status of compliance is the responsibility of the management of **GPH Ispat Limited**. Our examinations for issuing this certification was limited to the checking of procedure and implementation thereof, adopted by **GPH Ispat Limited** for ensuring the compliance of conditions of corporate governance and correct reporting of compliance status on the attached statement on the basis of evidence gathered and representation received.

To the best of our information and the explanations provided to us, we certify that, the attached status of compliance statement of **GPH Ispat Limited** has complied with the conditions of corporate governance guidelines as stipulated in the above mentioned BSEC notification dated 07 August 2012 and as amended by the notification dated 21 July 2013.

Rahman Mostafa Alam & Co.

Chittagong, 06 November 2017

Rahman Mostafa Alam & Co.
Chartered Accountants

Dhaka Office : Paramount Heights (7th Floor, D2 & C1), 65/2/1 Box Culvert Road, Purana Paltan, Dhaka- 1000. Phone : +88-02-9553449, 9551128. E-mail : rmadhaka@gmail.com
Chittagong Office : Taher Chamber (2nd Floor), 10 Agrabad C/A, Chittagong. Bangladesh. Phone : +88-031-725314, E-mail : rmactg@gmail.com

Annexure-D

RISKS & CONCERNS

a) Profitability reduction risk:

The Company is operating in a highly competitive industry with low profit & highly sensitive to the market. Moreover the Company faces competition from a number of private sector mills those are found to be very aggressive in the market. Inability of offering competitive products will hinder the Company's growth potential.

Management Concern:
The company has successfully accessed the market till date and is working on offering new and better quality products at competitive terms. Moreover, the group's track records of last 5 (five) years for operating in the low profit and highly market sensitive environment establishes its capability.

b) Technology Related Risks:

Technology always plays a vital role for each and every type of business. Better technology can increase productivity and reduce costs of production. Firms are exposed to technology risks when there are better technologies available in the market than the one used by the company which may cause technological obsolescence and negative operational efficiency.

Management Concern:
The company is aware of technological changes and has adopted new technology according to its needs. Furthermore, routine and proper maintenance of the equipment carried out by the Company ensures longer service life for the existing equipment and facilities.

c) Risk of new entrants:

New entrants of similar/higher scale may push the Company in a competitive scenario.

Management Concern:
Implementation of similar project generally have a lead time of 3 (three) years and before the earliest entrant the Company will be able to consolidate its both financial as well as market position. Furthermore, with the track record of GPH and its market reputation it will be very difficult for new comers to make inroads into the quality steels market. Moreover, Steel is a high capital-intensive industry and therefore, barriers to entry are high. The company is enhancing its production capacity of MS Billet by 840,000 M. Ton (per annum) and MS Rod/Medium Section product (Steel bim, Angle, channel, flat bar etc) by 640,000 (per annum) which will be added to the existing annual capacity of 168,000 M. Ton MS Billet and 120,000 M. Ton MS Rod. After establishment of latest technology based production capacity enhancement plant, we would be more capable to face new entrants.

d) Sourcing of Raw Materials:

As steel market price is so variable, sourcing of raw material is important. Shortage or price hike of raw materials will affect the Company's operation.

Management Concern:
The main raw materials of the company are melting scrap, which is available both in international market and local market through ship breaking yard. The company has bilateral arrangement with a group of independent suppliers of raw materials. Therefore, it is expected that the company will have smooth flow of raw materials.

e) Interest Rate Risk :

Interest rate risk is the risk that Company faces due to unfavorable movement in the interest rates. Changes in the Government's monetary policy, along with increased demand for loans/investments trend to increase the interest rates. Such rises in interest rates mostly affect Companies having floating rate loans or Companies investing in debt securities.

Management Concern:
In order to manage this risk and overcome it, the management of the company closely monitor its cash flows, coupled with continued strength in sales and marketing. GPH is very careful in forecasting the prices of International steels and manage its costs in an effective manner, so as to ensure that the debt repayments are met on schedule, even if the interest rates were to rise.

f) Potential Changes in Global or National Policies:

Changes in the existing global or national policies can have either positive or negative impacts for the company. Any scarcity or price hike of raw materials due to changes in policy in the international market might hamper the production and profitability. Furthermore, the performance of the company would also be hampered due to unavoidable circumstances both in Bangladesh and worldwide like political turmoil. Since the risk involved with the potential changes in global or national policies is a macro factor, it is beyond the capability of GPH to control.

Management Concern:

The management of GPH Ispat Limited is always concerned about the prevailing and upcoming future changes in the global or national policy and shall response appropriately and timely to safeguard its interest. Strong brand equity of the company in the local market and deep and profound knowledge of the sponsors will always endeavor to withstand the unexpected changes or any such potential threats. Nevertheless, political stability and a congenial business environment is definitely the best situation in which GPH will achieve its maximum potential. Political turmoil and disturbance are bad for the economy as a whole and also for the company. On the other hand, Government has special attention for the growth of the industry as it is related to infrastructure development of the country.

g) Potential or Existing Government Regulations:

The Company operates under Company's Act 1994, Income Tax Ordinance 1984, Income Tax Rules 1984, Value Added Tax (VAT) Act 1991 and Value Added Tax (VAT) Rules 1991 and other related regulations. Any abrupt changes of the policies made by the regulatory authorities may adversely affect the business of the company.

Management Concern:

Since the Company Operates in Steel sector, the Government regulations are mostly investment-friendly. However, unless any policy change that may negatively and materially affect the industry as a whole, the business of the Company is expected not to be affected. As it is an emerging sector, it is highly expected that the Government will not frustrate the growth of the industry with adverse policy measures.

h) Operational Risks:

Non-availability of materials/equipments/services may affect the smooth operational activities of the Company. On the other hand, the equipments may face operational and mechanical failure due to natural disaster, terrorist attack, unforeseen events, lack of supervision and negligence, leading to severe accidents and losses.

Management Concern:

The company is equipped with power backup and security system, which reduce operational risk. Besides, the equipments have Insurance coverage in order to get reasonable compensation for any damages. Apart from these, routine security check and proper maintenance of the equipment also reduce/eliminate the operational risk.

i) Availability of Power and Gas:

Steel industries require huge and uninterrupted power supply. Any unfavorable change in power related regulations may affect the Company's business. The Company also requires Gas for heating billets and accordingly shortage of gas supply will affect the operation of the Company.

Management Concern:

The Company has 27 MW power connections. 15 MW load connection through 132/33 KV substation and 33 KV H. T. line from PDB and 12 MW gas fired captive power plant named GPH Power Generation Limited which ensures uninterrupted power supply. Moreover, Bangladesh Power Development Board has sanctioned 65 MW power in addition to existing 15 MW Power. This sanction has been issued for proposed new expansion plant of GPH. Furthermore, GPH's gas connection is connected with main distribution line of Chittagong zone. So GPH Ispat Limited is enjoying uninterrupted and sufficient electricity and gas supply at present except complying some Govt. special order and it is expected that this availability will remain same in the near future.

Annexure-E

The pattern of Shareholding as on 30 June, 2017

Name	Status/Position	No of Shares	% of Shareholding
(a) Parent/Subsidiary/Associate Companies and other related parties:	-	Nil	-
(b) Directors, CEO, CS,CFO, Head of Internal Audit and their spouses and minor children:			
Mr. Md. Alamgir Kabir	Chairman	1,50,04,000	4.81%
Mr. Mohammed Jahangir Alam	Managing Director	9,35,25,000	29.99%
Mr. Md. Almas Shimul	Additional Managing Director	3,37,59,000	10.83%
Mr. Md. Abdur Rouf	Director	93,55,500	3.00%
Mr. Md. Ashrafuzzaman	Director	93,55,500	3.00%
Mr. Md. Abdul Ahad	Director	74,84,400	2.40%
Mr. Md. Azizul Haque Raju	Director	62,37,000	2.00%
Prof. Dr. Mohammad Saleh Jahur	Independent Director	Nil	-
Mr. Md. Velayet Hossain	Independent Director	Nil	-
Mr. H. M. Ashraf-Uz-Zaman, FCA	Chief Financial Officer	Nil	-
Mr. Arafat Kamal, FCA	Company Secretary	Nil	-
Mr. Mohammed Atiqur Rahman	Head of Internal Audit	Nil	-
(c) Executives			
Mr. Abu Bakar Siddique, FCMA	Executive Director (Group)	Nil	-
Engr. Madani M. Imtiaz Hossain	Executive Director (Plant)	Nil	-
Mr. Kamrul Islam, FCA	Executive Director (Finance and Business Development)	Nil	-
Engr. A S M Shumon, Ph.D	GM-Project	Nil	-
Mr. Saroj Kanti Chakroborty	GM-HR & Admin	Nil	-
Mr. S. M. Masud Ul Azim	GM-Supply Chain	Nil	-
Mr. Galib Mohammad	GM- Marketing & Sales	Nil	-
(d) Shareholders holding 10% or more voting interest in the Company:			
Mr. Mohammed Jahangir Alam	Managing Director	9,35,25,000	29.99%
Mr. Md. Almas Shimul	Additional Managing Director	3,37,59,000	10.83%

Annexure-F

Board Meeting & Attendance during the year ended on June 30, 2017

Name	No. of Meeting held during the year	No. of meetings attended in person or in alternative
Mr. Md. Alamgir Kabir	4	4
Mr. Mohammed Jahangir Alam	4	4
Mr. Md. Almas Shimul	4	4
Mr. Md. Abdur Rouf	4	3
Mr. Md. Ashrafuzzaman	4	4
Mr. Md. Abdul Ahad	4	4
Mr. Md. Azizul Haque	4	4
Professor Dr. Mohammad Saleh Jahur	4	4
Mr. Velayet Hossain	4	3

Annexure-G

GPH ispat ltd.

Corporate Office:
Crown Chamber, 325 Asadgonj,
Chittagong 4000, Bangladesh.
Phone : +880-31-631460
PABX : 2854997
Fax : +880-31-610995
E-mail : info@gphispat.com.bd

Dhaka Office:
Hamid Tower (3rd Floor)
24 Gulshan C/A,
Circle 2, Dhaka 1212
Phone : +88-02-9840177
Fax : +88-02-9880366
Email : salesdhk@gphispat.com.bd
www.gphispat.com.bd

October 22, 2017

The Board of Directors
GPH Ispat Limited

Subject: CEO and CFO's Declaration to the Board.

Dear Sirs,
Compliance with the condition no. 6 imposed by Bangladesh Securities and Exchange Commission's Notification No. SEC/CMRRCD/2006-158/134/Admin/44 dated 07 August 2012 issued under section 2CC of the Securities and Exchange Ordinance, 1969, we do herby certify to the Board that:

i) We have reviewed the Financial Statements of the Company for the period ended on 30 June, 2017 and that to the best of our knowledge and belief,
   a) these statements do not contain any materially untrue statement or omit any material fact or contain statements that might be misleading,
   b) these statements together present a true and fair view of the Company's affairs and are in compliance with existing accounting standards and applicable laws.

ii) There are, to the best of our knowledge and belief, no transactions entered into by the Company during the period which are fraudulent, illegal or violation of the Company's code of conduct.

Sincerely yours,

Mohammed Jahangir Alam
Managing Director

H. M. Ashraf-Uz-Zaman, FCA
Chief Financial Officer

Audit Committee Report

For the year 2016-2017

Audit Committee Report

The Audit Committee of GPH Ispat Limited consists of three members nominated and formed by the Board of Directors as follows:

1. Professor Dr. Mohammad Saleh Jahur, Independent Director & Chairman of Audit Committee
2. Mr. Mohammed Jahangir Alam, Director and Managing Director & Member of Audit Committee
3. Mr. Md. Almas Shimul, Director and Additional Managing Director & Member of Audit Committee

The audit committee during 2016-17 had four meetings held to review summary reports on internal audit, quarterly financial statements, regulatory inspections, and statutory audits. Executive Director, Chief Financial Officer, Company Secretary, and Head of Internal Audit Department attended all four meetings of audit committee on invitation of Chairman of Board Audit Committee. The Audit Committee has carried out following activities in order to meet the regulatory requirements of BSEC:

Oversight Role of Audit Committee for Effective Internal Control:
The audit committee enjoys an assurance from internal audit that strategic objectives as set by the BODs in the form of operational efficiency, integrity in financial and non-financial information, and compliance with applicable rules and regulations can be accomplished. Establishment of compliance culture and awareness of operation level staffs of their respective responsibility are the cornerstone to achieve this strategic objective. Oversight role of the Audit Committee ranges from placing constructive recommendations in regularizing control weakness to endorsing appropriate disciplinary actions in case of unfavorable deviation from policies and procedures.

The Audit Committee had reviewed internal audit and financial statements in its four meetings focusing more on operational efficiency and compliance of rules and procedures at different stages of operations of the company. Accordingly, the committee took up the different issues relating to costs, inventory, receivables, fund management, assets management, and policy lacking for directive control. It had discussed these more vigorously and recommended strategic actions programs for the improvement of compliance culture and enhancement of operational efficiency. The committee also followed up the implementation of recommendation in the following meetings.

Compliance with Applicable Laws and Regulations:
Regulatory compliance depends to a great degree on the communication to and awareness of concerned officials of the company. The Audit Committee is regularly briefed by Internal Audit Team on changes in regulatory requirements. The Audit Committee assesses the awareness level on compliance requirements through their periodic review of internal audit reports. Accordingly the committee recommends necessary policy measures for the enhancement of degree of compliance. In this case, the audit committee reviews enforced rules, regulations, and laws in order to ensure conformity with the recommended guidelines.

Supervisory Role for Facilitating Statutory Audit:
The audit committee believes that integrity in financial reporting
Is a precondition to earn credibility from stakeholders and ensure sustainability of GPH Ispat Limited. So, the Audit commit has carried out following activities during 2016-17 with a view to facilitate credible and prudent audit services:

a) Review of performance of external auditor;
b) Recommendation of appointment/reappointment of statutory auditor; and
c) Analysis of Management response to the recommendation of Statutory Auditor.

Audit Committee's Activities to Ensure Integrity in Financial Reporting and Associated Disclosures

Audit Committee has played an important role in adopting appropriate financial reporting standards, deciding accurate accounting policies, and disclosing very relevant facts to each important items with a view to ensure integrity in financial reporting and disclosure process. In performing so, the Audit Committee performed the following activities during 2016-17:

a) Review of quarterly, semi-annual, and annual financial statements; and determination of their completeness, accuracy, and consistency with accounting standards set or recommendations of the relevant regularity authority;
b) Review of issues with potential impact on the integrity in financial reporting and other non-financial disclosures;
c) Review of related party transactions; and
d) Monitoring the activities of the company: operating activities, financing activities and investing activities through off site inspection.

Acknowledgement:
The Audit Committee would like to express its heartfelt thanks to the members of the Board, key management executives, internal audit division, and all other employees for their utmost cooperation and dedication to discharge of responsibilities in the accounting year 2016-17.



(Professor Dr. Mohammad Saleh Jahur)
Chairman
Board Audit Committee,

Value Added Statement

	01 July 2016 to 30 June 2017		01 July 2015 to 30 June 2016	
	Taka	%	Taka	%
Value Added:				
Revenue	7,955,715,990		5,843,411,764	
Other Income	200,927,742		53,562,993	
	8,156,643,732		**5,896,974,757**	
Less: Cost of materials & services	6,350,188,179		4,628,550,629	
	1,806,455,553		**1,268,424,128**	
Distribution:				
Employee Cost	333,762,519	18.48	277,868,934	21.91
Govt.	306,663,825	16.98	198,308,729	15.63
Bank	493,780,124	27.33	398,754,106	31.44
	1,134,206,468	**62.79**	**874,931,769**	**68.98**
Retained for re-investment & future growth				
Depreciation	100,945,724	5.59	103,872,543	8.19
Retained Earnings	571,303,361	31.63	289,619,816	22.83
	672,249,085	**37.21**	**393,492,359**	**31.02**
	1,806,455,553	**100.00**	**1,268,424,128**	**100.00**

2016-2017

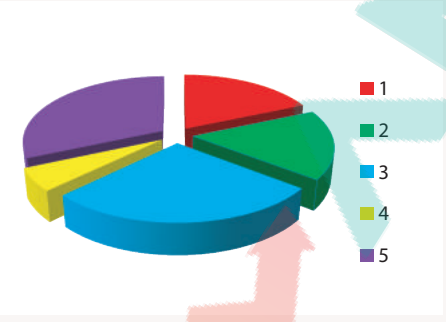

1 Employee Cost
2 Govt.
3 Bank
4 Depreciation
5 Retained Earnings

2015-2016

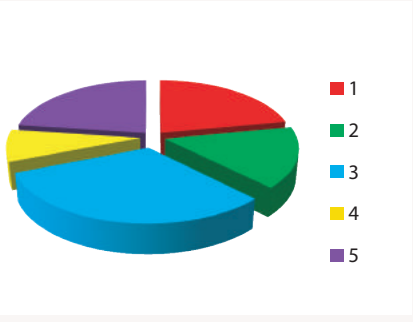

Auditors' Report and Financial Statements of

GPH ispat ltd.

As at and for the year ended 30 June 2017



SMARTSTOCK

AUDITORS' REPORT

AUDITORS' REPORT TO THE SHAREHOLDERS OF GPH ISPAT LIMITED

We have audited the accompanying financial statements of GPH ISPAT LIMITED, which comprises the Statement of Financial Position as at 30 June 2017 and the related Statement of Profit or Loss and Other Comprehensive Income, Statement of Changes in Equity and Statement of Cash Flows for the period then ended, and a summary of significant accounting policies and other explanatory notes.

Management's Responsibility for the Financial Statements

Management is responsible for the preparation and fair presentation of these financial statements in accordance with Bangladesh Financial Reporting Standards (BFRS), the Companies Act 1994, the Securities and Exchange Rules 1987 and other applicable laws and regulations. This responsibility includes: designing, implementing, and maintaining internal control relevant to the preparation and fair presentation of financial statements that are free from material misstatement, whether due to fraud or error; selecting and applying appropriate accounting policies; and making accounting estimates that are reasonable in the circumstances.

Auditors' Responsibility

Our responsibility is to express an opinion on these financial statements based on our audit. We conducted our audit in accordance with Bangladesh Standards on Auditing (BSA). Those standards require that we comply with ethical requirements and plan and perform the audit to obtain reasonable assurance whether the financial statements are free from material misstatement.

An audit involves performing procedures to obtain audit evidence about the amounts and disclosures in the financial statements. The procedures selected depend on the auditor's judgment, including the assessment of the risks of material misstatement of the financial statements, whether due to fraud or error. In making those risk assessments, the auditor considers internal control relevant to the entity's preparation and fair presentation of the financial statements in order to design audit procedures that are appropriate in the circumstances, but not for the purpose of expressing an opinion on the effectiveness of the entity's internal control. An audit also includes evaluating the appropriateness of accounting policies used and the reasonableness of accounting estimates made by management, as well as evaluating the overall presentation of the financial statements.

We believe that the audit evidence we have obtained is sufficient and appropriate to provide a basis for our audit opinion.

Opinion:

In our opinion, the Financial Statements prepared in accordance with Bangladesh Accounting Standards (BAS) & Bangladesh Financial Reporting Standards (BFRS), give a true and fair view of the state of the company's affairs as at 30 June 2017 and of the results of its operations and its cash flows for the period then ended and comply with the Companies Act 1994, the Securities and Exchange Rules 1987 and other applicable laws and regulations.

Further to our opinion in the above paragraph, we state that:

(i) we have obtained all the information and explanations which to the best of our knowledge and belief were necessary for the purpose of our audit and made due verification thereof;

(ii) in our opinion, proper books of account as required by law have been kept by GPH ISPAT LIMITED so far as it appeared from our examination of those books;

(iii) the Company's Statement of Financial Position, Statement of Profit or Loss and Other Comprehensive Income and its Statement of Cash Flows dealt with by the report are in agreement with the books of account and returns;

(iv) the expenditure incurred was for the purpose of the Company's business.

Hoda Vasi Chy & Co
Chartered Accountants

Chittagong, 24 October 2017

GPH ISPAT LIMITED
STATEMENT OF FINANCIAL POSITION
AS AT 30 JUNE 2017

	Note(s)	30 June 2017	(Unaudited) 30 June 2016
		Taka	Taka
ASSETS			
NON CURRENT ASSETS		**4,746,153,926**	**2,107,531,015**
Property, Plant and Equipment	4	1,645,280,683	1,537,845,553
Capital Work-in-Progress	5	2,735,692,870	254,959,924
Intangible Asset	6	999,000	1,161,000
Investment	7	364,181,373	313,564,538
CURRENT ASSETS		**8,120,052,898**	**8,186,724,848**
Short Term Investment	8	2,443,736,696	308,794,493
Advances, Deposits and Prepayments	9	1,110,464,916	1,060,118,605
Inventories	10	2,454,596,463	3,063,485,982
Trade Receivables	11	1,799,922,366	1,122,973,036
Cash and Cash Equivalents	12	311,332,457	2,631,352,732
TOTAL ASSETS		**12,866,206,824**	**10,294,255,863**
EQUITY AND LIABILITIES			
SHAREHOLDERS' EQUITY		**5,035,603,612**	**4,819,087,643**
Share Capital	13	3,118,500,000	3,118,500,000
Share Premium		1,136,440,000	1,136,440,000
Unrealized Gain/ (Loss) on tradeable securities		16,679,301	(2,753,307)
Retained Earnings		763,984,311	566,900,950
NON CURRENT LIABILITIES		**1,948,609,409**	**457,038,391**
Long Term Loan	14	1,720,967,205	323,073,319
Finance Lease Obligations	15	101,164,102	18,808,970
Deferred Tax Liability	18	126,478,102	115,156,102
CURRENT LIABILITIES AND PROVISIONS		**5,881,993,803**	**5,018,129,829**
Current Portion of Long Term Loan	14	60,340,400	47,613,367
Current Portion of Finance Lease Obligations	15	22,001,232	14,017,261
Short Term Borrowings	16	4,971,423,126	4,254,214,515
Creditors and Accruals	17	644,846,114	591,253,677
Provision for Tax	18	183,382,931	111,031,009
TOTAL SHAREHOLDERS' EQUITY & LIABILITIES		**12,866,206,824**	**10,294,255,863**
NET ASSET VALUE PER SHARE	25	**16.15**	**15.45**
CONTINGENT LIABILITIES AND COMMITMENTS	35		

These financial statements should be read in conjunction with the annexed notes
and were approved by the Board of Directors on 23 October 2017
and were signed on its behalf by:

Company Secretary **Director** **Managing Director**

Chittagong, 24 October 2017

Hoda Vasi Chy & Co
Chartered Accountants

GPH ISPAT LIMITED

STATEMENT OF PROFIT OR LOSS AND OTHER COMPREHENSIVE INCOME
FOR THE YEAR ENDED 30 JUNE 2017

	Note(s)	01 July 2016 to 30 June 2017	(Unaudited) 01 July 2015 to 30 June 2016
		Taka	Taka
Gross Revenue	19	7,955,715,990	5,843,411,764
Value Added Tax		(116,149,952)	(99,803,088)
Net Revenue		**7,839,566,038**	**5,743,608,676**
Cost of Sales	20	(6,465,845,702)	(4,783,440,644)
Gross Profit		**1,373,720,336**	**960,168,032**
Operating Expenses			
Administrative Expenses	21	(127,880,015)	(106,251,330)
Selling and Distribution Expenses	22	(151,075,061)	(100,172,476)
		(278,955,076)	(206,423,806)
Operating Profit		**1,094,765,260**	**753,744,226**
Financial Expenses	23	(493,780,124)	(398,754,106)
Non-Operating Income	24	200,927,742	53,562,993
		(292,852,382)	(345,191,113)
Profit before Distribution of WPP & WF		**801,912,878**	**408,553,113**
Contribution to WPP & WF		(40,095,644)	(20,427,656)
Profit before Tax & Reserve	-	**761,817,234**	**388,125,457**
Income Tax (expense)/ benefits			
Current	18	(179,191,873)	(88,022,624)
Deferred	18	(11,322,000)	(10,483,017)
		(190,513,873)	(98,505,641)
Profit after Tax		**571,303,361**	**289,619,816**
Other comprehensive income			
Unrealized Gain/(Loss)	7.2	19,432,608	(2,753,307)
Total comprehensive income		**590,735,969**	**286,866,509**
Basic Earning Per Share	26	**1.83**	**2.06**

These financial statements should be read in conjunction with the annexed notes and were approved by the Board of Directors on 23 October 2017 and were signed on its behalf by:

Company Secretary **Director** **Managing Director**

Chittagong, 24 October 2017

Hoda Vasi Chy & Co
Chartered Accountants

GPH ISPAT LIMITED

STATEMENT OF CHANGES IN EQUITY
FOR THE YEAR ENDED 30 JUNE 2017

Amount in Taka

	Share Capital	Share Premium	Unrealized Gain/ (Loss)	Retained Earnings	Total Equity
Balance as on 01 July 2016	**3,118,500,000**	**1,136,440,000**	**(2,753,307)**	**566,900,950**	**4,819,087,643**
Dividend (Stock)	-	-	-	-	-
Dividend (Cash)	-	-	-	(374,220,000)	(374,220,000)
Share Capital issued	-	-	-	-	-
Share Premium	-	-	-	-	-
Unrealized Gain/(Loss)	-	-	19,432,608	-	19,432,608
Net profit (after tax and reserve)	-	-	-	571,303,361	571,303,361
Balance as at 30 June 2017	**3,118,500,000**	**1,136,440,000**	**16,679,301**	**763,984,311**	**5,035,603,612**
Balance as on 01 July 2015	**1,247,400,000**	**388,000,000**	**-**	**489,339,133**	**2,124,739,133**
Dividend (Stock)	-	-	-	-	-
Dividend (Cash)	-	-	-	(212,058,000)	(212,058,000)
Share Capital issued	1,871,100,000	-	-	-	1,871,100,000
Share Premium	-	748,440,000	-	-	748,440,000
Unrealized Gain/(Loss)	-	-	(2,753,307)	-	(2,753,307)
Net profit (after tax and reserve)	-	-	-	289,619,817	289,619,817
Balance as at 30 June 2016 (Unaudited)	**3,118,500,000**	**1,136,440,000**	**(2,753,307)**	**566,900,950**	**4,819,087,643**

Company Secretary **Director** **Managing Director**

AMARSTOCK

GPH ISPAT LIMITED
STATEMENT OF CASH FLOWS
FOR THE YEAR ENDED 30 JUNE 2017

	Note(s)	01 July 2016 to 30 June 2017	(Unaudited) 01 July 2015 to 30 June 2016
		Taka	Taka
CASH FLOW FROM OPERATING ACTIVITIES			
Collection from sales and other income		7,354,589,695	5,730,886,430
Cash Payments to suppliers, employees and expenses		(6,161,551,617)	(5,419,316,887)
Net cash inflow / (outflow) from Operating Activities		**1,193,038,078**	**311,569,543**
CASH FLOW FROM INVESTING ACTIVITIES			
Acquisition of Property, plant and equipment		(208,983,129)	(52,755,647)
Sale proceeds of property, plant and equipment		1,045,000	450,000
Capital work-in-progress		(2,480,732,946)	(254,959,924)
Investment		(50,616,835)	(148,446,816)
Intangible Asset		-	(720,000)
Dividend Income from Investment into Shares		2,997,990	8,123,864
Short Term Investment		(2,134,942,203)	(74,699,510)
Net cash inflow / (outflow) from Investing Activities		**(4,871,232,123)**	**(523,008,033)**
CASH FLOW FROM FINANCING ACTIVITIES			
Short Term Loan		717,208,612	1,059,003,493
Long Term Loan		1,410,620,919	(340,455,377)
Lease Obligation		90,339,103	(14,241,775)
Cash Dividend Paid		(373,303,873)	(211,557,822)
Finance Costs		(486,690,991)	(375,823,819)
Proceeds of Ordinary Share Capital		-	1,871,100,000
Share premium		-	748,440,000
Net cash inflow / (outflow) from Financing Activities		**1,358,173,770**	**2,736,464,700**
Net increase in cash & cash equivalents		**(2,320,020,275)**	**2,525,026,210**
Cash and cash equivalents at the beginning		2,631,352,732	106,326,523
Cash and cash equivalents at the end		**311,332,457**	**2,631,352,732**
OPERATING CASH FLOW PER SHARE		**3.83**	**1.00**

Company Secretary **Director** **Managing Director**

Hoda Vasi Chy & Co
Chartered Accountants

BACKGROUND AND INFORMATION

1 Formation and Legal Status

GPH Ispat Limited (hereinafter referred to as "GPH" or "the company") was incorporated in Bangladesh as a Private Limited company on 17 May 2006 under the Companies Act 1994. The company, subsequently, was converted into a Public Limited company on 18 December 2009 along with the subdivision of face value of shares from Tk. 100 to Tk. 10 each and enhancement of Authorized Capital from Tk. 2,500,000,000 to Tk 10,000,000,000.

GPH became listed with Dhaka Stock Exchange Limited and Chittagong Stock Exchange Limited during April 2012. The registered office and principal place of business of the company is located at Crown Chamber, 325 Asadgonj, Chittagong, Bangladesh.

1.2 Nature of Business

The principal activities of the company are setting up plants for manufacturing and trading of iron products and steel materials of all kinds or other metallic or allied materials and marketing thereof. The commercial production of the factory commenced on 21 August 2008.

2 BASIS OF PREPARATION AND PRESENTATION OF THE FINANCIAL STATEMENTS

2.1 Statement of Compliance

The financial statements have been prepared on a going concern basis following accrual basis of accounting except for statement of cash flows in accordance with the International Accounting Standards (IASs) and International Financial Reporting Standards (IFRSs) as adopted in Bangladesh by the Institute of Chartered Accountants of Bangladesh (ICAB) as Bangladesh Accounting Standards (BASs) and Bangladesh Financial Reporting Standards (BFRSs) respectively.

2.2 Basis of Reporting

The financial statements are prepared and presented for external users by the company in accordance with identified financial reporting framework. Presentation has been made in compliance with the requirements of BAS 1 - "Presentation of Financial Statements". The financial statements comprise of:

a) A statement of financial position as at 30 June 2017
b) A statement of profit or loss and other comprehensive income for the year ended 30 June 2017
c) A statement of changes in equity for the year ended 30 June 2017
d) A statement of cash flows for the year ended 30 June 2017
e) Notes, comprising a summary of significant accounting policies and explanatory information.

2.3 Basis of Measurement

The Financial Statements have been prepared on going concern basis under the historical cost convention except investment in quoted shares which are measured at fair value.

2.4 Authorization for Issue

The Financial Statements have been authorized for issue by the Board of Directors on 23 October 2017.

2.5 Other Regulatory Compliances

The company is also required to comply with the following major laws and regulations in addition to the Companies Act 1994:

The Income Tax Ordinance, 1984
The Income Tax Rules, 1984
The Value Added Tax Act, 1991
The Value Added Tax Rules, 1991
The Customs Act, 1969
Bangladesh Labour Law, 2006
The Securities and Exchange Ordinance, 1969
The Securities and Exchange Rules, 1987
Securities and Exchange Commission Act, 1993

2.6 Functional and presentation currency

These financial statements are prepared in Bangladesh Taka (Taka/Tk.), which is the company's functional currency. All financial information presented in Taka has been rounded off to the nearest integer.

2.7 Going concern

The company has adequate resources to continue its operation for foreseeable future. For this reason, the directors continue to adopt going concern basis in preparing the Financial Statements. The current revenue generations and resources of the company provide sufficient fund to meet the present requirements of its existing business and operations.

2.8 Applicable Financial Reporting Standards

BAS 1	Presentation of Financial Statements
BAS 2	Inventories
BAS 7	Statements of Cash Flows
BAS 8	Accounting Policies, Changes in Accounting Estimates and Errors
BAS 10	Events after the Reporting Period
BAS 12	Income Taxes
BAS 16	Property, Plant and Equipment
BAS 17	Leases
BAS 18	Revenue
BAS 19	Employee Benefits
BAS 21	The Effects of Changes in Foreign Exchange Rates
BAS 23	Borrowing Cost
BAS 24	Related Party Disclosures
BAS 32	Financial Instruments: Presentation
BAS 33	Earnings Per Share
BAS 34	Interim Financial Reporting
BAS 36	Impairment of Assets
BAS 37	Provisions, Contingent Liabilities and Contingent Assets
BAS 38	Intangible Assets
BAS 39	Financial Instruments: Recognition and Measurement
BFRS 7	Financial Instruments: Disclosures
BFRS 13	Fair Value Measurement

2.9 Use of Estimates and Judgments

The preparation of the Financial Statements in conformity with BAS and BFRS requires management to make judgments, estimates and assumptions that affect the application of accounting policies and the reported amounts of assets, liabilities, income and expenses. Actual results may differ from these estimates.

Estimates and underlying assumptions are reviewed on an ongoing basis. Revisions to accounting estimates are recognized in the period in which the estimates are revised and in any future periods affected.

In particular, information about significant areas of estimation, uncertainty and critical judgments in applying accounting policies that have the most significant effect on the amounts recognized in the financial statements is included in the following notes:

Note 4	Property, Plant and Equipment
Note 5	Capital Work-in-Progress
Note 6	Intangible Assets
Note 10	Inventories
Note 11	Trade Receivables
Note 17	Creditors and Accruals (Defined benefit obligation)
Note 18	Provision for Tax
Note 18	Deferred Tax Liabilities
Note 35	Contingent Liabilities and Commitments

AMARSTOCK

2.10 Reporting Period

The financial statements of the company consistently cover one financial year from 01 July 2016 to 30 June 2017 for all reported periods.

3 PRINCIPAL ACCOUNTING POLICIES

The specific accounting policies selected and applied by the company's directors for significant transactions and events that have material effect within the framework of BAS-1 "Presentation of Financial Statements", in preparation and presentation of financial statements have been consistently applied throughout the year and were also consistent with those used in earlier years.

For a proper understanding of the financial statements, these accounting policies are set out below in one place as prescribed by the BAS-1 "Presentation of Financial Statements". The recommendations of BAS-1 relating to the format of financial statements were also taken into full consideration for fair presentation.

3.1 Consistency

Unless otherwise stated, the accounting policies and methods of computation used in preparation of financial statements for the year ended 30 June 2017 are consistent with those policies and methods adopted in preparing the financial statements for the period ended 30 June 2016 except investment in Quoted share which are considered as held to maturity.

3.2 Property, Plant and Equipment

Recognition and Measurement

Property, Plant and Equipment are accounted for according to BAS 16 "Property, Plant and Equipment" at historical cost less cumulative depreciation except land & land development and the capital work-in-progress (when arises) is stated at cost.

Measurement Subsequent to Initial Recognition

The company uses cost model for measurement subsequent to initial recognition. Cost includes expenditures that are directly attributable to the acquisition of an asset. The cost of self-constructed / installed assets includes the cost of materials and direct labor, any other costs directly attributable to bringing the asset to the working condition for its intended use and the cost of dismantling and removing an item and restoring the site on which they are located.

Subsequent Costs

The cost of replacing part of an item of Property, plant and equipment is recognized in the carrying amount of the item, if it is probable that the future benefit embodied within the part will flow to the company and its cost can be measured reliably. The costs of the day to day servicing of Property, plant and equipment are recognized in profit or loss as incurred.

Depreciation

The depreciable amount is allocated on a systematic basis over the asset's useful life.

Depreciation is provided on a diminishing balance method at the annual rate(s) shown below:

Item of Property, Plant and Equipment	Depreciation Rate (%)
Land and Land Development	-
Plant and Machinery	10
Factory Building	5
Furniture, Fixture and Decoration	10
Computer and Accessories	20
Motor Vehicles	10
Logistic Vehicles	7.5
Electric and Gas Line Installation	5
Lab Equipment	10
Office Equipment	20

Depreciation is charged on addition from the month (date of service) of acquisition/addition and no depreciation is charged in the month of disposal.

Total depreciation is distributed as under:

Category	Rate (%)
Direct Expenses	90
Administrative Expenses	5
Selling and Distribution Expenses	5

Disposal

An asset is removed from the statement of financial position on disposal or when it is withdrawn from use and no future economic benefits are expected from its disposal. The gain or loss on disposal is the difference between the proceeds and the carrying amount and is recognized in the statement of profit or loss and other comprehensive income.

3.3 Capital Work-in-Progress

Capital work-in-progress is stated at cost.

3.4 Leasehold Assets

Assets held under finance leases are recognized as assets of the company at their fair value at the date of acquisition or, if lower, at the present value of the minimum lease payments. The corresponding liability is included in the statement of financial position as a finance lease obligation. Lease payments are apportioned between finance costs and reduction of the lease obligation so as to achieve a constant rate of interest on the remaining balance of the liability. Finance costs are recognized in the statement of profit or loss and other comprehensive income.

Assets held under finance leases are depreciated over their expected useful lives on the same basis as owned assets.

3.5 Investments

i. Investment in unquoted shares are initially recognized at cost. After initial recognition these are carried at cost less impairment losses, if any.

ii. Investment in quoted shares are classified under at fair value through profit or loss. Changes in fair value are recognized in the statement of profit or loss and other comprehensive income. Fair values of investment in quoted shares are determined by reference to their quoted closing price less cost to sell in active market at the reporting date.

3.6 Intangible Assets

Recognition

Intangible assets are recognized when:

- it is probable that the future economic benefits that are attributable to the asset will flow to the entity and
- The cost of the asset can be measured reliably.

Measurement Subsequent to Initial Recognition

Intangible assets that are acquired by the company and have finite useful lives are measured at cost less accumulated amortization and accumulated impairment loss, if any. The cost of an intangible asset comprises its purchase price and any directly attributable cost of preparing the asset for its intended use.

Subsequent Costs

Subsequent expenditure is capitalized only when it increases the future economic benefits embodied in the specific asset to which it relates. All other expenditures are recognized in profit or loss as incurred.

Amortization

The amortizable amount is allocated on a systematic basis over the asset's useful life.

Intangible asset is comprised of software which is amortized on a straight line method at 10% p.a.

Full year's amortization is charged on the assets acquired during the year irrespective of the date of acquisition and no amortization is charged in the year of disposal/deletion. Total amortization is allocated to administration expenses.

3.7 Inventories

Nature of Inventories

Inventories comprise raw materials (melting scrap), chemicals, consumable stores, fuel and lubricants and finished goods (MS Rods/Billets) etc.

Valuation of Inventories

Inventories are measured at cost or net realizable value whichever is lower. Cost of inventories includes:

- Costs of purchase (including taxes, transport, and handling) net of trade discounts received.
- Other costs incurred in bringing the inventories to their present location and condition.

Basis of valuation are as follows:

Category	Basis of valuation
Raw Materials	Raw materials are valued at cost or net realizable value whichever is lower
Finished Goods	Finished goods are valued at cost or net realizable value whichever is lower
Goods in Transit	At cost
Stores and Spares	Based on weighted average method

3.8 Financial Assets - Available for Sale

The company initially recognizes loans and receivables and deposits on the date that they are originated. All other financial assets are recognized initially on the trade date, which is the date the company becomes a party to the contractual provisions of the instrument.

The company derecognizes a financial asset when the contractual rights to the cash flows from the asset expire, or it transfers the rights to receive the contractual cash flows on the financial asset in a transaction in which substantially all the risks and rewards of ownership of the financial asset are transferred.

Financial assets are classified into the following categories: financial assets at fair value through profit or loss, held to maturity, loans and receivables and available-for sale financial assets.

At fair value through profit or loss

A financial asset is classified as at fair value through profit or loss if it is classified as held for trading or is designated as such on initial recognition. Financial assets are designated as at fair value through profit or loss if the company manages such investment and makes purchase or sale decisions based on their fair value in accordance with the company's documented risk management or investment table transactions costs are recognized in profit and loss as incurred. Financial assets at fair value through profit or loss are measured at fair value and changes therein which take into account and dividend income are recognized in profit or loss. Investment in equity securities and debt securities are classified under at fair value through profit or loss.

Financial assets include Short Term Investments; Trade and Other Receivable; Advances, Deposits and Prepayments and Cash and Bank balances etc.

Held to Maturity

In accordance with BAS 39 "Financial Instruments: Recognition and Measurement" Available-for-Sale Financial Assets are recognised initially at fair value plus transaction costs that are directly attributable to acquisition of the Financial Asset. After initial recognition, these are measured without any deduction for transaction costs that may incur on sale.

Gain or loss arising from change in the fair value on Available-for-sale Financial Assets is recognised in Other Comprehensive Income.

3.8. 1 Trade Receivables

Trade receivables are initially recognized at cost which is the fair value of the consideration given in return. After initial recognition, these are carried at cost less impairment losses, if any, due to un-collectability of any amount so recognized.

3.8.2 Advances, Deposits and Prepayments

Advances are initially measured at cost. After initial recognition, advances are carried at cost less deductions, adjustments or charges to other account heads such as Property, Plant and Equipment, Inventory or Expenses.

Deposits are measured at payment value.

Prepayments are initially measured at cost. After initial recognition, prepayments are carried at cost less charges to profit and loss.

3.8.3 Cash and Cash Equivalents

Cash and cash equivalents comprise cash in hand and demand deposits, together with short-term, highly liquid investments that are readily convertible to a known amount of cash and that are subject to an insignificant risk of changes in value.

3.9 Financial Liabilities

The company recognizes all financial liabilities on the trade date which is the date the company becomes a party to the contractual provisions of the instrument. The company derecognizes a financial liability when its contractual obligations are discharged, cancelled or expired. Financial liabilities comprise Trade payables and accruals, long term loans etc.

3.9.1 Trade Payables and Accruals

The company recognizes a financial liability when its contractual obligations arising from past events are certain and the settlement of which is expected to result in an outflow from the company of resources embodying economic benefits.

3.10 Impairment

3.10.1 Financial Assets

Financial assets not carried at fair value through profit or loss, loans and receivables are assessed at each reporting date to determine whether there is objective evidence that it is impaired. A financial asset is impaired if objective evidence indicates that a loss event has occurred after the initial recognition of the asset, and that the loss event had a negative effect on the estimated future cash flows of that asset that can be estimated reliably.

3.10.2 Non-Financial Assets

The carrying amounts of the company's non-financial assets, other than inventories and deferred tax assets are reviewed at each reporting date to determine whether there is any indication of impairment. If any such indication exists, then the recoverable amount of the asset is estimated. An impairment loss is recognized if the carrying amount of an asset or its related cash-generating unit (CGU) exceeds its estimated recoverable amount.

3.11 Statement of Cash Flows

Statement of Cash Flows is prepared principally in accordance with BAS 7 and the cash flow from operating activities has been presented under direct method.

3.12 Provisions, Contingent Liabilities and Contingent Assets

A provision is recognized in the statement of financial position when the company has a legal or contractual obligation as a result of a past event, it is probable that an outflow of economic benefits will be required to settle the obligation and a reliable estimate can be made of the amount of the obligation.

Contingent liabilities are not recognized but disclosed, unless the possibility of an outflow of economic resources is remote.

Contingent assets are not recognized but disclosed where an inflow of economic benefits is probable. When the realization of income is virtually certain, then the related asset is not a contingent asset and its recognition is appropriate.

3.13 Transactions in Foreign Currencies

Foreign currency transactions are recorded at the applicable rates of exchange ruling on the date of transactions. Monetary assets and liabilities, if any, denominated in foreign currencies at the reporting date are translated at the applicable rates of exchange ruling at that date and the related exchange differences are recognized as gain or loss in the statement of profit or loss and other comprehensive income.

3.14 Taxation

3.14.1 Tax Holiday

The company had been enjoying tax holiday for a period of five years from 01 August 2008 vide National Board of Revenue's circular ref. 11(10) ANU - 1/2009 dated 30.03.2009. The benefit was, from 01 August 2008 to 31 July 2010 (first two years) @ 100%, from 01 August 2010 to 31 July 2012 (Third and Fourth Year) @ 50%, from 01 August 2012 to 31 July 2013 (Fifth year) @ 25%. This tax holiday has now expired.

3.14.2 Current Tax

Provision for taxation is calculated on the basis of applicable corporate tax rate for publicly traded company as per ITO 1984.

3.14.3 Deferred Tax

Deferred tax liabilities are the amount of income taxes payable in the future periods in respect of taxable temporary differences. Deferred tax assets are the amount of income taxes recoverable in future periods in respect of deductible

temporary differences. Deferred tax assets and liabilities are recognized for the future tax consequences of timing differences arising between the carrying values of assets, liabilities, income and expenditure and their respective tax bases. Deferred tax assets and liabilities are measured using tax rates and tax laws that have been enacted or substantially enacted at the statement of financial position date. The impact of changes on the account in deferred tax assets and liabilities has also been recognized in the profit and loss account as per BAS-12 "Income taxes".

3.15 Revenue

In compliance with the requirements of BAS 18 : Revenue from the sale of goods (MS Rod, MS Billet and Miss Roll/Ovel) is measured at the fair value of the consideration received or receivable, net of returns, trade discounts and volume rebates. Revenue is recognized when the significant risks and rewards of ownership have been transferred to the buyer, recovery of the consideration is probable, the associated costs and possible return of goods can be estimated reliably, there is no continuing management involvement with the goods, and the amount of revenue can be measured reliably. Specific policies regarding the recognition of revenue are as follows:

- When the invoices are raised and products are dispatched to the customers;
- Interest income is accrued on a time basis by reference to the principal outstanding at the effective interest rate applicable.

3.16 Employee Benefits

The company maintains both defined contribution plan and defined benefit plan for its eligible permanent employees.

3.16.1 Defined Contribution Plan

The company maintains a recognized provident fund @ 5% of basic pay (Equally contributed by employee and employer) for all eligible permanent employees.

3.16.2 Defined Benefit Plan

The company maintains an unfunded gratuity scheme, provision in respect of which is made annually for the employees. Gratuity payable at the end of each year is determined on the basis of following rules and regulations of the company.

Service Length	Payment Basis
Less than 5 (Five) years	Nil amounts
After completion of 5 (Five) years but upto 10 (Ten) years	Half times of last month basic salary X years of services
Above 10 (Ten) years but upto 15 (Fifteen) years	One times of last month basic salary X years of services
Above 15 (Fifteen) years	One and half times of last month basic salary X years of services

Six months continued service in the year of leaving or retirement will be trialed as one year for the purpose of calculation of gratuity.

3.16.3 Workers' Profit Participation and Welfare Funds

The company contributed 5% of net profit to the aforementioned fund in accordance with the requirement of Section 234 (Kha), Chapter 15 of Labour Law 2006.

3.17 Earnings Per Share

The company calculates Earnings per share (EPS) in accordance with BAS 33 "Earnings per share" which has been shown on the face of Statement of profit or loss and other Comprehensive Income and the computation of EPS is stated in note 25 of the financial statements.

3.17.1 Basis of Earnings

This represents profit for the year attributable to ordinary shareholders. As there were no preference shares requiring returns or dividends, non-controlling interest or extra ordinary items, the net profit after tax for the year has been considered as fully attributable to the ordinary shareholders.

3.17.2 Basic Earnings Per Share

This has been calculated by dividing total attributable profit by the total number of ordinary shares outstanding during the year.

3.17.3 Diluted Earnings Per Share

Diluted earnings per share is required to be calculated for the year when there is scope for dilution exists.

3.17.4 Re-stated Earnings Per Share

Issue of bonus share in any year requires re-stating the EPS of the prior year. In such a case, the EPS calculation for those and any prior financial statements presented are based on the new number of shares.

3.18 Share Capital

Paid up capital represents the total amount contributed by the shareholders and bonus shares issued by the company to the ordinary shareholders. Holders of ordinary shares are entitled to receive dividends as declared from time to time and are entitled to vote at shareholders' meetings. In the event of a winding up of the company, ordinary shareholders rank after all other shareholders and creditors are fully entitled to any residual proceeds of liquidation.

3.19 Measurement of Fair Values

When measuring the fair value of an asset or liability, the entity uses market observable data as far as possible. Fair values are categorized into different levels in a fair value hierarchy based on the inputs used in the valuation techniques as follows.

Level 1: Quoted prices (unadjusted) in active markets for identical assets and liabilities.

Level 2: Inputs other than quoted prices included in Level 1 that are observable for the asset or liability, either directly (i.e. as prices) or indirectly (i.e. derived from prices).

Level 3: Inputs for the assets or liabilities that are not based on observable market data.

If the inputs used to measure the fair value of an asset or liability might be categorized in different levels of the fair value hierarchy as the lowest level input that is significant to the entire measurement.

Property, Plant and Equipment

The fair value of items of property, plant and equipment has been determined based on the depreciated replacement cost method and net realizable value method as applicable.

Equity and Debt Securities

Fair values of tradable equity and debt securities are determined by reference to their quoted closing price in active market at the reporting date which are categorized under 'Level 1' of the fair value hierarchy.

3.20 Events after the Reporting Period

Events after the reporting period that provide additional information about the company's position at the date of Statement of Financial Position or those that indicate the going concern assumption is not appropriate are reflected in the Financial Statements. Events after the reporting period that are not adjusting events are disclosed in the notes when material.

3.21 Comparative Information and Re-arrangement thereof

Unaudited comparative information has been disclosed in respect of the year covering from 01 July 2015 to 30 June 2016, as per BSEC directive no. SEC/SRMIC/2011/1240/445 dated 27 April 2015, and as per clarification no. 12 taken in the Minutes of Meeting amongst BSEC, DSE and CSE held on 28 April 2016.

In accordance with the provisions of BAS-1: Presentation of Financial Statements, Comparative information has been disclosed for all numerical information in the financial statements and also the narrative and descriptive information where it is relevant for understanding of the current year's financial statements.

		30 June 2017	(Unaudited) 30 June 2016
		Taka	Taka
4	**PROPERTY, PLANT AND EQUIPMENT**		
	Detail of Property, Plant & Equipment and Depreciation as on 30 June 2017 are shown in the notes 4.1 & 4.2		
	A. Cost		
	Opening Balance as on 01 July 2016	2,262,083,342	2,210,082,695
	Addition during the year	208,983,129	52,755,647
	Disposal during the year	(1,626,300)	(755,000)
	Total Cost as on 30 June 2017	**2,469,440,171**	**2,262,083,342**
	B. Accumulated Depreciation		
	Opening Balance as on 01 July 2016	724,237,789	620,795,243
	Depreciation for the year	100,945,724	103,872,543
	Disposal during the year	(1,024,025)	(429,997)
	Total Depreciation as on 30 June 2017	**824,159,488**	**724,237,789**
	Written Down Value (WDV) as on 30 June 2017 (A-B)	**1,645,280,683**	**1,537,845,553**

AMARSTOCK

4.1 Operating Property, Plant & Equipment at Cost less Accumulated Depreciation - note 3.2

Amount in Taka

Particulars	Cost				Dep. Rate	Depreciation				Written Down Value at 30 June 2017 (Taka)
	Opening Balance as on 01 July 2016	Addition during the year	Deletion/ Adjustment during the year	Closing Balanceas on 30 June 2017		Depreciation as on 01 July 2016	Charged during the year	Disposed during the year	Depreciation as on 30 June 2017	
Land & Land Development	251,546,507	12,394,395	-	263,940,902	-	-	-	-	-	263,940,902
Plant and Machinery	908,906,758	8,652,552	-	917,559,310	10%	402,114,451	50,760,289	-	452,874,740	464,684,570
Factory Building	646,352,058	11,181,268	-	657,533,326	5%	166,598,588	24,235,555	-	190,834,143	466,699,183
Furniture, Fixture & Decoration	13,605,393	5,401,922	-	19,007,315	10%	5,592,870	1,032,088	-	6,624,958	12,382,357
Computer & Accessories	9,184,890	1,274,199	-	10,459,089	20%	5,138,106	933,731	-	6,071,837	4,387,252
Motor Vehicle	58,689,338	32,011,659	1,626,300	89,074,697	10%	23,814,311	4,275,297	1,024,025	27,065,583	62,009,114
Logistic Vehicles	175,488,334	114,829,386	-	290,317,720	7.5%	56,695,434	11,897,624	-	68,593,058	221,724,662
Electric & Gas Line Installation	168,725,342	22,859,374	-	191,584,716	5%	48,288,866	6,117,071	-	54,405,937	137,178,779
Lab Equipment	22,490,518	-	-	22,490,518	10%	11,904,665	1,058,585	-	12,963,250	9,527,268
Office Equipment	7,094,204	378,374	-	7,472,578	20%	4,090,498	635,484	-	4,725,982	2,746,596
As on 30 June 2017	**2,262,083,342**	**208,983,129**	**1,626,300**	**2,469,440,171**		**724,237,789**	**100,945,724**	**1,024,025**	**824,159,488**	**1,645,280,683**
As on 30 June 2016 (Unaudited)	**2,210,082,695**	**52,755,647**	**755,000**	**2,262,083,342**		**620,795,243**	**103,872,543**	**429,997**	**724,237,789**	**1,537,845,553**

	01 July 2016 to 30 June 2017 Taka	(Unaudited) 01 July 2015 to 30 June 2016 Taka
4.2 Allocation of Depreciation:		
Direct Expenses (90%) - note 20.2	90,851,152	93,485,289
Administrative Expenses (5%) - note 21	5,047,286	5,193,627
Selling & Distribution Expenses (5%) - note 22	5,047,286	5,193,627
	100,945,724	**103,872,543**

SHARESTOCK

		30 June 2017 Taka	(Unaudited) 30 June 2016 Taka
5	**CAPITAL WORK-IN-PROGRESS**		
	Opening balance	254,959,924	-
	Expenses incurred during the year	2,480,732,946	254,959,924
		2,735,692,870	**254,959,924**

Capital work-in-progress includes all the costs of the new projects of MS Billet plant (840,000 M. Ton per annum) and MS Rod plant (640,000 M.Ton per annum) which is under construction.

6	**INTANGIBLE ASSETS**		
	SOFTWARE		
	At Cost		
	Opening balance	1,620,000	900,000
	Addition during the year	-	720,000
	Closing balance	**1,620,000**	**1,620,000**
	Accumulated Amortization		
	Opening balance	459,000	297,000
	Addition during the year	162,000	162,000
	Closing balance	**621,000**	**459,000**
	Written Down Value	**999,000**	**1,161,000**
7	**INVESTMENT**		
	Investment in Un-quoted equity-at cost - note 7.1	1,000,000	1,000,000
	Investment in Quoted Shares - at fair value - note 7.2	107,620,897	88,188,289
	Loan to Arbee Textiles Limited	255,560,476	224,376,249
		364,181,373	**313,564,538**
7.1	**Investment in Un-quoted Equity-at cost**		
	GPH Steels Limited	1,000,000	1,000,000
		1,000,000	**1,000,000**

GPH Ispat Limited has acquired 10% equity in GPH Steels Limited i.e. 100,000 ordinary shares of Tk 10 each. GPH Steels Limited has yet not started its commercial operation till the date of Statement of Financial Position.

7.2	**Investment in Quoted Shares - at fair value**		
	Opening balance	88,188,289	164,117,721
	Investment made during the year	-	-
	Sales during the year - note 7.3	-	(73,176,126)
	Gain/(loss) during the year - note 7.3	19,432,608	(2,753,306)
		107,620,897	**88,188,289**

AMAR STOCK

7.3 Details of investment in quoted (tradeable securities) shares - note 7.2

Particulars	Number of Shares (Present Qty)	Number of Shares (Sales Qty)	30-June-2017			30-June-2016
			Fair Value	Sales Value	Gain/(Loss)	Fair Value
Bank Asia Limited	672,000	-	11,450,981	-	1,765,001	9,685,980
Eastern Bank Limited	116,550	-	3,955,736	-	814,369	3,141,367
Envoy Textile Limited	865,799	-	32,785,211	-	3,551,576	29,233,635
Meghna Cement Limited	73,585	-	7,479,400	-	1,224,568	6,254,832
One Bank Limited	120,018	-	2,535,476	-	1,132,909	1,402,567
Peoples Insurance Co. Limited	303,400	-	6,530,503	-	2,116,367	4,414,136
Pubali Bank Limited	453,600	-	11,164,706	-	3,463,754	7,700,952
Square Pharmaceuticals Limited	109,533	-	31,718,884	-	5,364,064	26,354,820
	2,714,485	**-**	**107,620,897**	**-**	**19,432,608**	**88,188,289**

7.3.1 The Management decided to discontinue trading of shares and shares in hand shall be disposed off at best available price. The profit and loss realised by such transaction shall be reflected as other income. The shares in hand at the year end shall be valued at market price on cut off date. The surplus/deficit shall be reflected in Statement of Profit or Loss and Other Comprehensive Income as Unrealised gain/(loss).

AMARSTOCK

		30 June 2017	(Unaudited) 30 June 2016
		Taka	Taka
8	**SHORT TERM INVESTMENTS**		
	Name of the banks		
	AB Bank Ltd	56,632,787	53,401,207
	Mercantile Bank Ltd	4,212,809	15,254,816
	Midland Bank Ltd	63,318	39,425
	NCC Bank Ltd	-	6,631,471
	One Bank Ltd	2,789,435	8,581,320
	Pubali Bank Ltd	16,773,325	20,371,808
	Southeast Bank Ltd	2,183,370,176	21,639,676
	Standard Chartered Bank	170,904,368	165,631,007
	State Bank of India	2,187,094	2,057,969
	The City Bank Ltd	2,284,662	6,095,785
	Trust Bank Ltd	-	4,769,397
	United Commercial Bank Ltd	4,518,722	4,320,612
		2,443,736,696	**308,794,493**
9	**ADVANCES, DEPOSITS AND PREPAYMENTS**		
	Advances - note 9.1	1,087,407,053	1,029,239,962
	Deposits - note 9.2	20,606,820	30,038,060
	Prepayments - note 9.3	2,451,043	840,583
		1,110,464,916	**1,060,118,605**
	9.1 Advances - note 9		
	Income Tax - note 9.1.1	442,015,510	394,317,240
	VAT Current Account	2,510,569	1,801,923
	LC	222,319,910	306,530,424
	Other Supply	418,753,556	288,860,180
	Raw Material Supply	-	33,212,883
	Employees	1,807,508	4,517,312
		1,087,407,053	**1,029,239,962**
	9.1.1 Income Tax - note 9.1		
	Opening Balance	394,317,240	215,127,616
	Addition during the year	154,538,221	268,412,453
	Paid/adjustment during the year	(106,839,951)	(89,222,829)
		442,015,510	**394,317,240**
	9.2 Deposits - note 9		
	Bangladesh Power Development Board	9,000,000	9,000,000
	Karnaphuli Gas Distribution Company Limited	3,077,332	2,864,818
	Security to Shipping Lines	8,529,488	18,173,242
		20,606,820	**30,038,060**
	9.3 Prepayments - note 9		
	Insurance Premium	840,583	840,583
	Bangladesh Standards and Testing Institution	1,610,460	-
		2,451,043	**840,583**

The directors consider that all the above advances, deposits and prepayments are either adjustable or recoverable in kind or in cash and that no provision against those are required at this stage.

MARSTOCK

		30 June 2017 Taka	(Unaudited) 30 June 2016 Taka
10	**INVENTORIES**		
	Finished goods - note 10.1	1,190,489,766	863,149,413
	Raw materials - note 10.2	1,045,328,690	2,051,325,205
	Spares and other materials - note 10.3	218,778,006	149,011,364
		2,454,596,463	**3,063,485,982**
	10.1 Finished Goods - note 20		
	M. S. Rod	921,234,173	630,167,401
	M. S. Billet	269,255,593	232,982,012
		1,190,489,766	**863,149,413**
	10.2 Raw Materials - note 20.1		
	Melting Scrap	976,021,076	1,966,285,514
	Sponge Iron	40,430,550	47,950,052
	Ferro Alloy	19,335,436	22,200,422
	Quartz Powder	6,080,394	11,427,983
	Pet Coke	3,461,234	3,461,234
		1,045,328,690	**2,051,325,205**
	10.3 Spares and Other Materials - note 20.1		
	Refractory Bricks	56,090,700	24,327,531
	Spares and Consumables	155,829,395	110,790,613
	Rolls	6,414,780	13,186,372
	Copper Mould Tube	443,132	706,848
		218,778,007	**149,011,364**
11	**TRADE RECEIVABLES**	**1,799,922,366**	**1,122,973,036**
	Receivables against sale of M.S. Rod, M. S. Billet, Cut pieces and Ovel		
	a) Trade Receivables represent receivable from 637 parties as on 30 June 2017 (490 Parties as on 30 June 2016).		
	b) Receivables are unsecured but considered good and recoverable		
	c) Ageing of trade receivables		
	Up to 6 months	1,712,937,571	1,035,458,515
	Over 6 months	86,984,795	87,514,521
		1,799,922,366	**1,122,973,036**
12	**CASH AND CASH EQUIVALENTS**		
	Cash In hand - note 12.1	1,540,950	1,615,530
	Cash at bank - note 12.2	246,670,335	2,629,737,202
	FDR Account - note 12.3	63,121,172	-
		311,332,457	**2,631,352,732**
	12.1 Cash In hand - note 12		
	Dhaka office petty cash	1,397,471	567,766
	Factory petty cash	141,777	992,486
	Minimill Petty Cash	1,702	44,558
	Cash - RS	-	10,720
		1,540,950	**1,615,530**

			30 June 2017	(Unaudited) 30 June 2016
			Taka	Taka
12.2 Cash at Bank - note 12				
Name of the Banks	**Branch**	**A/C Type**		
AB Bank Limited	Gulshan	Current	13,105	46,870
AB Bank Limited	Sitakunda	Current	199,704	1,498,999
Agrani Bank Limited	Asadgonj	Current	28,152	15,862
Al-Arafah Islami Bank Limited	Khatungonj	Current	127,735	33,615
Bangladesh Development Bank Ltd	Khatungonj	Current	3,301	3,991
Bank Al Falah Limited	Agrabad	Current	18,743	20,393
Bank Asia Limited	Anderkilla	Current	30,015	9,890
Bank Asia Limited	Banani	Current	-	3,235
BASIC Bank Limited	Asadgonj	Current	35,844	17,783
BRAC Bank Limited	Agrabad	Current	13,992	12,342
Dhaka Bank Limited	Khatungonj	Current	17,597	16,029
Dutch Bangla Bank Limited	Khatungonj	Current	16,986	93,046
Dutch Bangla Bank Limited	Agrabad	Current	48,894	163,878
Eastern Bank Limited	Agrabad	Current	34,984	24,747
EXIM Bank Limited	Khatungonj	Current	115,109	18,059
First Security Islami Bank Limited	Khatungonj	Current	244,210	92,968
HSBC	Agrabad	Current	12,265	12,265
IFIC Bank Limited	Khatungonj	Current	12,481	18,621
Islami Bank Bangladesh Limited	Khatungonj	Current	558,796	26,290
Jamuna Bank Limited	Khatungonj	Current	14,040	23,987
Janata Bank Limited	Khatungonj	Current	16,710	9,653
Mercantile Bank Limited	Khatungonj	Current	14,506	15,361
Meghna Bank Limited	Agrabad	Current	33,649	12,235
Midland Bank Limited	Agrabad	Current	12,274	69,998
Modhumoti Bank Limited	Agrabad	Current	-	5,865
Mutual Trust Bank Limited	Khatungonj	Current	44,920	46,502
National Bank Limited	Anderkilla	Current	13,576	17,132
National Bank Limited	Jubilee Road	Current	8,440	9,130
NCC Bank Limited	Khatungonj	Current	12,527	21,680
NRB Commercial Bank Limited	Agrabad	Current	4,860	29,860
One Bank Limited	Khatungonj	Current	27,415	62,378
Premier Bank Limited	O.R Nizam Road	Current	111,583	34,303
Prime Bank Limited	Khatungonj	Current	16,996	173,541
Prime Bank Limited	O.R Nizam Road	Current	7,484	29,790
Shahajalal Islami Bank Limited	Khatungonj	Current	10,055	17,879
Social Islami Bank Limited	Khatungonj	Current	108,472	40,323
Sonali Bank Limited	Khatungonj	Current	1,371,054	1,477,425
South Bangla Agricultural Bank Limited	Agrabad	Current	1,525	2,675
Southeast Bank Limited	Khatungonj	Current	29,350	130,938
Standard Bank Limited	Khatungonj	Current	14,565	21,435
State Bank of India	Agrabad	Current	254,822	72,244
The City Bank Limited	Khatungonj	Current	616,597	6,308
Trust Bank Limited	CDA Avenue	Current	8,391	240,781
United Commercial Bank Limited	Khatungonj	Current	9,719	92,337
United Commercial Bank Limited	Gulshan	Current	142,387	348,668
Union Bank Limited	Khatungonj	Current	83,605	18,165
Uttara Bank Limited	Khatungonj	Current	262,983	15,801
Sub-total			**4,784,418**	**5,175,277**

				30 June 2017	30 June 2016
				Taka	Taka
Name of the Banks	**Branch**	**A/C Type**			
AB Bank Limited	Khatungonj	SND		524,856	514,106
AB Bank Limited	Khatungonj	GBP		15,000	15,000
AB Bank Limited	Khatungonj	USD		49,748	49,748
AB Bank Limited	Khatungonj	SND		22	1,152
BRAC Bank Limited	Agrabad	SND		-	12,328,638
Mutual Trust Bank Limited	Khatungonj	SND		4,478	1,228
Southeast Bank Limited	Agrabad	SND		-	576,648
Southeast Bank Limited	Khatungonj	SND		240,366,672	2,609,214,382
Standard Chartered Bank Limited	Agrabad	SND		925,141	-
Standard Chartered Bank Limited	Agrabad	SND		-	533,999
Standard Chartered Bank Limited	Agrabad	SND		-	785,533
Standard Chartered Bank Limited	Agrabad	SND		-	541,491
Sub-total				**241,885,917**	**2,624,561,925**
Total				**246,670,335**	**2,629,737,202**

12.3 FDR Account - note 12

Name of the banks		
Southeast Bank Limited	14,220,688	-
Trust Bank Limited	21,497,746	-
United Commercial Bank Ltd	27,402,738	-
Total	**63,121,172**	**-**

13 SHARE CAPITAL

Authorized

1,000,000,000	Ordinary Shares of Tk 10 each	**10,000,000,000**	**10,000,000,000**

Issued, subscribed and paid-up

	Paid-up in cash		
57,645,600	Ordinary Shares of Tk 10 each	576,456,000	576,456,000
	For consideration other than cash		
12,354,400	Ordinary Shares of Tk 10 each as exchange of land	123,544,000	123,544,000
70,000,000		700,000,000	700,000,000
54,740,000	Ordinary Shares of Tk 10 each as Bonus Share	547,400,000	547,400,000
187,110,000	Ordinary Shares of Tk 10 each as Rights Share	1,871,100,000	1,871,100,000
311,850,000	**Ordinary Shares of Tk 10 each**	**3,118,500,000**	**3,118,500,000**

13.1 Position of share holding

Shareholders	30-June-2017		30-June-2016	
	Position of share holding (%)	Taka	Position of share holding (%)	Taka
Mr. Mohammed Jahangir Alam	29.99	935,250,000	29.99	935,250,000
Mr. Md. Abdur Rouf	3.00	93,555,000	3.00	93,555,000
Mr. Md. Alamgir Kabir	4.81	150,040,000	4.81	150,040,000
Mr. Md. Almas Shimul	10.83	337,590,000	10.83	337,590,000
Mr. Md. Ashrafuzzaman	3.00	93,555,000	3.00	93,555,000
Mr. Md. Abdul Ahad	2.40	74,844,000	2.40	74,844,000
Mr. Md. Azizul Haque Raju	2.00	62,370,000	2.00	62,370,000
General Shareholders	43.97	1,371,296,000	43.97	1,371,296,000
	100.00	**3,118,500,000**	**100.00**	**3,118,500,000**

13.2 The distribution schedule showing the number of shareholders and their shareholding percentage as on 30 June 2017 is as follows:

Class by number of shares	30-June-2017			30-June-2016
	No. of Holders	No. of Shares	(%) of Holdings	(%) of Holdings
Less than 500	1,953	358,080	0.11	0.15
500-5,000	6,378	11,071,513	3.55	2.55
5,001-10,000	808	6,248,674	2.00	1.24
10,001-20,000	437	6,517,210	2.09	1.27
20,001-30,000	179	4,564,175	1.46	0.87
30,001-40,000	72	2,547,231	0.82	0.47
40,001-50,000	63	2,990,075	0.96	0.56
50,001-100,000	123	9,271,495	2.97	1.38
100,001-1,000,000	100	24,267,813	7.79	5.30
Above 1,000,000	29	244,013,734	78.25	86.21
	10,142	**311,850,000**	**100.00**	**100.00**

	30 June 2017	30 June 2016
	Taka	Taka
14 LONG TERM LOAN		
AB Bank Ltd	-	65,342,080
Pubali Bank Ltd	222,390,134	70,344,606
State Bank of India	26,656,826	-
United Commercial Bank Ltd	1,297,260,645	-
Loan from Directors - note 14.3	235,000,000	235,000,000
	1,781,307,605	**370,686,686**
14.1 Aging of Long Term Loan		
Due within one year	60,340,400	47,613,367
Due after one year	1,720,967,205	323,073,319
	1,781,307,605	**370,686,686**

14.2 Terms of Long Term Loan Facility

Pubali Bank Ltd

Security:
Post dated cheques, Personal Guarantee of all Directors, Charge document and Corporate Guarantee of the Group.

Rate of Interest:
Interest rate is 8.50% per annum and will be calculated on quarterly basis.

	30 June 2017	30 June 2016
	Taka	Taka

State Bank of India
Security:
Post dated cheques, First ranking Floating Charge registered with RJSC over all current assets, both present and future, including stocks, book debts/receivables and accounts of the Company on pari passu and prorate basis amongst the Secured Financiers and permitted Lenders along with Irrevocable General Power of Attorney to sell the hypothecated assets, Personal Guarantee of all Directors and Corporate Guarantee of Jahangir & Others Ltd.

Rate of Interest:
Interest rate is 9.00% per annum and will be calculated on quarterly basis.

United Commercial Bank Ltd.
Security:
Corporate Guarantee of GPH Power Generation Ltd. and personal Guarantee of all sponsor director of GPH Ispat Ltd.

Rate of Interest:
Interest rate is 9.00% per annum and will be calculated on quarterly basis.

14.3 Loan From Directors

Mohammed Jahangir Alam	95,000,000	95,000,000
Md. Almas Shimul	140,000,000	140,000,000
	235,000,000	**235,000,000**

15 FINANCE LEASE OBLIGATIONS

Due within one year	22,001,232	14,017,261
Due after one year	101,164,102	18,808,970
	123,165,334	**32,826,231**

15.1 Pubali Bank Limited

	Current Portion	Long term portion
Lease Financing Scheme # 25	555,707	-
Lease Financing Scheme # 26	6,916,762	3,200,497
Lease Financing Scheme # 27	1,650,764	1,245,433
Lease Financing Scheme # 29	709,384	2,407,949
	9,832,617	**6,853,879**

The Company has four separate lease agreements with Pubali Bank Ltd all of which are under Capital lease with following particulars:

i) Principal amount of finance: Tk 40,978,300 - Repaid till 30 June 2017: Tk 24,291,804.
ii) Repayment Term is 4 - 5 years

Security :

i) Post dated cheques
ii) Joint ownership of Lease Assets
iii) Charge documents
iv) Personal Guarantee of all Directors

15.2 United Commercial Bank Ltd

	Current Portion	Long term portion
HP # 160800002	502,999	1,731,277
HP # 163080001	623,084	1,810,900
HP # 163140001	463,635	1,346,943
	1,589,718	**4,889,120**

The Company has three separate lease agreements with United Commercial Bank Ltd all of which are under Capital lease with following particulars:

i) Principal amount of finance: Tk 7,187,000 - Repaid till 30 June 2017: Tk 708,162.
ii) Repayment Term is 4 years

	30 June 2017	30 June 2016
	Taka	Taka

Security :
i) Post dated cheques
ii) Joint ownership of Lease Assets
iii) Comprehensive insurance with SRCC
iv) Personal Guarantee of all Directors

15.3 Industrial and Infrastructure Development Finance Company Ltd

	Current Portion	Long term portion
LF # 22442/2017	10,578,897	89,421,103
	10,578,897	**89,421,103**

i) Principal amount of finance: Tk 100,000,000 - Repaid till 30 June 2017: Tk 0.00.
ii) Repayment Term is 4.5 years

Security :
i) Post dated cheques
ii) Joint ownership of Lease Assets
iii) Personal Guarantee of Directors

16	**SHORT TERM BORROWINGS**		
	Loan against Trust Receipt (LTR) - note 16.1	643,996,032	741,459,124
	Time Loan - note 16.2	3,048,758,217	3,051,943,780
	Bank Overdraft and Cash Credit - note 16.3	1,278,668,877	460,811,611
		4,971,423,126	**4,254,214,515**
	16.1 Loan against Trust Receipt (LTR) - note 16		
	AB Bank Ltd	28,885,277	38,259,747
	Islami Bank Bangladesh Ltd	343,694,652	-
	Mercantile Bank Ltd	-	188,885,862
	Pubali Bank Ltd	-	275,817,099
	Trust Bank Ltd	271,416,103	238,496,416
		643,996,032	**741,459,124**
	16.2 Time Loan - note 16		
	AB Bank Ltd	-	486,563,722
	Bank Asia Ltd	214,428,057	-
	Basic Bank Ltd	26,042,569	-
	Dutch Bangla Bank Ltd	288,343,052	-
	One Bank Ltd	505,212,575	577,088,198
	Premier Bank Ltd	-	294,323,236
	Standard Chartered Bank	793,696,149	649,330,478
	The City Bank Ltd	547,505,795	548,351,036
	Trust Bank Ltd	318,577,468	311,498,823
	United Commercial Bank Ltd	354,952,552	184,788,287
		3,048,758,217	**3,051,943,780**
	16.3 Bank Overdraft and Cash Credit - note 16		
	AB Bank Ltd	28,773,194	45,543,126
	Bank Asia Ltd	32,641,871	-
	Basic Bank Ltd	38,267,880	-
	Meghna Bank Ltd	46,671,852	-
	Mercantile Bank Ltd	130,067,248	35,840,706
	Midland Bank Ltd	127,835,948	-
	Modhumoti Bank Ltd	110,294,451	-
	Premier Bank Ltd	705,729	204,039,240
	Standard Chartered Bank	97,744,895	61,670,385
	State Bank of India	507,834,890	3,748,697
	The City Bank Ltd	24,864,589	24,137,434
	Trust Bank Ltd	86,895,671	85,026,001
	United Commercial Bank Ltd	46,070,659	806,022
		1,278,668,877	**460,811,611**

AMARSTOCK

		30 June 2017	(Unaudited) 30 June 2016
		Taka	Taka
	16.4 Terms of Short Term Borrowings		
	Security:		
	Post dated cheques Personal guarantee of all the sponsor directors Pari-passu mortgage of land Pari-passu 1st charge on floating assets		
	Rate of Interest:		
	Interest rate is ranging from 7.50% - 9.25% per annum and will be calculated on quarterly basis.		
17	**CREDITORS AND ACCRUALS**		
	Revenue Expenses - note 17.1	75,909,094	51,847,497
	Other Finance - note 17.2	8,084,911	4,321,832
	Supplies	46,107,557	49,706,946
	GPH Power Generation Ltd.	464,111,462	425,014,630
	Advance Against Sales	10,537,446	34,734,596
	Workers' Profit Participation & Welfare Fund - note 17.3	40,095,644	25,628,176
		644,846,114	**591,253,677**
	17.1 Revenue Expenses - note 17		
	Salary Payable	17,362,000	5,694,000
	Audit Fee Payable	270,000	300,000
	Utility Bill Payable	30,535,000	26,495,223
	Provident Fund - note 17.1.1	664,817	1,134,137
	Defined benefit obligations (Gratuity) - note 17.1.2	26,402,277	18,224,137
	Directors' Remuneration Payable	675,000	-
		75,909,094	**51,847,497**
	17.1.1 Provident Fund - note 17.1		
	Opening Balance	1,134,137	1,329,982
	Add: Addition during the year	5,867,688	5,345,262
		7,001,825	6,675,244
	Less: Paid during the year	(6,337,008)	(5,541,107)
	Closing balance	**664,817**	**1,134,137**
	17.1.2 Defined Benefit Obligation (Gratuity) - note 17.1		
	Opening Balance	18,224,137	13,812,450
	Add: Provision made during the year	9,056,575	4,411,687
		27,280,712	18,224,137
	Less: Paid during the year	(878,435)	-
	Closing balance	**26,402,277**	**18,224,137**
	17.2 Other finance - note 17		
	AIT Payable	1,473,749	748,349
	VAT Deducted at Source	2,878,250	756,698
	Unpaid Refund Warrant	453,670	453,670
	Unpaid Dividend	3,279,242	2,363,115
		8,084,911	**4,321,832**
	17.3 Workers' Profit Participation & Welfare Fund - note 17		
	Opening Balance	25,628,176	25,260,886
	Add: Addition during the year @ 5%	40,095,644	20,427,656
		65,723,820	45,688,542
	Less: Paid during the year	(25,628,176)	(20,060,366)
	Closing balance	**40,095,644**	**25,628,176**
18	**PROVISION FOR INCOME TAX**		
	Provision for Income Tax - note 18.1	183,382,931	111,031,009
	Deferred Tax Liabilities - note 18.2	126,478,102	115,156,102
		309,861,033	**226,187,111**
	18.1 Provision for Current Tax - note 18		
	Opening Balance	111,031,009	112,231,214
	Add: Provision made during the year - note 18.1.2	179,191,873	88,022,624
		290,222,882	200,253,838
	Less: Adjusted during the year - note 18.1.1	(106,839,951)	(89,222,829)
	Closing balance	**183,382,931**	**111,031,009**

18.1.1 Year wise income tax assessment status is as follows:

Accounting Year	Assessment Year	Opening Balance	Provided during the year	Adjusted during the year	Balance	Remarks
Prior to 2009-2010		-	-	-	-	Assessment completed
2010-2011	2011-2012	-	18,735,287	-	18,735,287	Assessment completed
2011-2012	2012-2013	-	37,969,548	(23,121,403)	33,583,432	Assessment completed
2012-2013	2013-2014	-	46,283,045	(34,034,387)	45,832,090	Assessment completed
2013-2014	2014-2015	-	89,422,793	(43,786,141)	91,468,742	Assessment completed
2014-2015	2015-2016	-	89,002,983	(88,554,393)	91,917,332	Assessment in Appeal (First)
2015-2016	2016-2017	-	108,336,506	(89,222,829)	111,031,009	Assessment in Appeal (First)
2016-2017	2017-2018	-	179,191,873	(106,839,951)	183,382,931	Return to be submitted

	01 July 2016 to 30 June 2017	(Unaudited) 01 July 2015 to 30 June 2016
	Taka	Taka
18.1.2 Provision for Income Tax during the year - note 18.1		
Profit before tax	761,817,234	388,125,457
Items for separate consideration		
Dividend Income	(3,747,488)	(10,154,823)
Other Non-operating income	(197,180,254)	(43,408,171)
Gain on Investment	-	2,753,307
	(200,927,742)	(50,809,687)
	560,889,492	337,315,770
Add: Other Inadmissible Allowances		
Accounting Depreciation	100,945,724	103,872,543
Amortization	162,000	162,000
Gratuity	8,178,140	4,411,687
	109,285,864	108,446,230
	670,175,356	**445,762,000**
Tax depreciation u/s 29 (1) (viii) of the ITO, 1984	(151,763,617)	(144,188,428)
	518,411,739	301,573,572
50% of Export Sales Income - as per Para: 28 of 6th Schedule (Part: A) of ITO 1984	(1,822,493)	(1,015,109)
Taxable Income from Operation	**516,589,246**	**300,558,463**
Tax on Other Non-Operating Income	49,295,064	10,852,043
Tax on Dividend Income	749,498	2,030,965
Tax on Operational Income	129,147,311	75,139,616
Tax on Total Taxable Income	**179,191,873**	**88,022,624**

18.2 Deferred Tax Liability - note 18

	Carrying amount	Tax base	Temporary difference
	Taka	Taka	Taka
a) As at 30 June 2017			
Property, Plant and Equipment	1,381,339,781	850,024,097	531,315,684
Intangible Asset	999,000	-	999,000
Provision for Gratuity	(26,402,277)	-	(26,402,277)
Net Taxable Temporary Difference	1,355,936,504	850,024,097	505,912,407
Applicable Tax Rate			25%
Deferred Tax Liability			**126,478,102**
As at 01 July 2016			115,156,102
Increase/(Decrease) in Deferred Tax Liability			**11,322,000**

		01 July 2016 to 30 June 2017	(Unaudited) 01 July 2015 to 30 June 2016
		Taka	Taka
19	**REVENUE**		
	Local Sales		
	M.S. Rod	7,844,921,699	5,566,488,575
	M.S. Billet	110,400	169,843,495
	Cut Pieces	9,741,750	10,206,590
	Miss Roll and Ovel	45,005,001	60,017,440
		7,899,778,850	**5,806,556,100**
	Export Sales		
	M.S. Rod	55,937,140	-
	M.S. Billet	-	36,855,664
		55,937,140	**36,855,664**
	Total Gross Revenue	**7,955,715,990**	**5,843,411,764**
20	**COST OF GOODS SOLD**		
	Opening Finished Goods		
	M.S. Rod	630,167,401	1,254,641,128
	M.S. Billet	232,982,012	179,601,299
		863,149,413	**1,434,242,427**
	Add: Cost of Production - note 20.1	6,793,186,055	4,212,347,630
		7,656,335,468	**5,646,590,057**
	Less: Closing Finished Goods		
	M.S. Rod - note 10.1	921,234,173	630,167,401
	M.S. Billet - note 10.1	269,255,593	232,982,012
		1,190,489,766	**863,149,413**
		6,465,845,702	**4,783,440,644**
	20.1 Cost of Production - note 20		
	Opening Stock:		
	Raw Material	2,051,325,205	73,744,173
	Spare and Other	149,011,364	156,093,164
		2,200,336,569	**229,837,337**
	Add: Purchase		
	Raw Material	4,566,898,565	4,868,893,889
	Spare and Other	243,951,284	263,979,486
		4,810,849,849	**5,132,873,375**
	Less Closing Stock of		
	Raw Material - note 10.2	1,045,328,690	2,051,325,205
	Spare and other materials - note 10.3	218,778,006	149,011,364
		1,264,106,696	**2,200,336,569**
	Raw and Other Materials Consumed	**5,747,079,722**	**3,162,374,143**
	Add: Factory overhead - note 20.2	1,046,106,333	1,049,973,487
	Cost of Production	**6,793,186,055**	**4,212,347,630**
	20.2 FACTORY OVERHEAD		
	Salaries, Wages and Allowances	166,031,497	143,531,755
	Overtime	15,241,673	12,506,427
	Bonus	7,551,593	22,973,925
	Electricity Bill	620,130,825	652,824,798
	Gas Bill	33,209,909	33,254,294
	Daily Labour Bill	20,844,344	17,515,239
	Carriage Inward	4,583,931	519,599
	Fuel, Oil and Lubricant	30,535,100	27,687,934
	Depreciation - note 4.2	90,851,152	93,485,289
	Repair and Maintenance	7,970,628	8,847,959

	01 July 2016 to 30 June 2017	(Unaudited) 01 July 2015 to 30 June 2016
	Taka	Taka
Testing Expenses	525,388	665,082
Oxygen and LP Gas Charges	13,411,542	14,197,055
Loading and Unloading Expenses	9,326,681	747,092
Factory Canteen	7,401,324	6,683,944
Staff Uniform	1,503,005	1,586,920
Vehicle Fuel and Maintenance	14,358,214	10,260,811
Land Rent	-	240,000
Medical Expenses	603,369	419,587
Internet Expenses	8,760	18,561
Insurance	2,017,398	2,007,216
	1,046,106,333	**1,049,973,487**
21 ADMINISTRATIVE EXPENSES		
Directors' Remuneration	14,320,000	10,560,000
Salary and Allowances	63,461,163	43,679,724
Entertainment	2,926,761	1,596,089
Office Maintenance	2,054,904	1,175,680
Mobile, Telephone and Internet Charges	2,443,707	1,992,421
Office Rent	4,110,000	4,084,500
Newspaper and Periodicals	21,599	22,168
Postage and Stamps	236,317	214,824
Stationery and Printing Charges	1,966,802	1,624,458
Vehicle Expenses	4,823,699	3,440,372
Travelling and Conveyance	2,769,213	2,417,933
Audit Fee	345,000	311,500
Fees and Renewal	1,872,238	4,310,337
Legal and Professional Fee	262,500	353,250
Bonus	6,216,605	6,674,208
Miscellaneous Expenses	1,344,071	1,159,092
Electricity and Other Utility Expenses	1,848,136	1,610,938
Training Fee	209,440	230,637
Board Meeting Expense	350,536	654,204
Depreciation - note 4.2	5,047,286	5,193,627
Amortization of Software	162,000	162,000
Recruitment Expenses	133,620	215,493
Share Management Expenses	2,601,765	2,480,006
BIS Certificate Expenses	151,903	169,000
General Meeting Expenses	664,194	737,774
Software & Data Connectivity Expenses	637,720	607,980
Rent, Rate & Taxes	233,898	226,903
BO Account Expenses	3,889	9,058
Right Share Issue Expenses	1,128,908	9,807,329
Group Insurance Premium	732,142	-
Corporate Social Responsibility	4,800,000	529,825
	127,880,015	**106,251,330**
22 SELLING AND DISTRIBUTION EXPENSES		
Advertisement Expenses	25,950,612	24,946,802
Carriage Outward	92,877,005	39,259,890
Travelling and Conveyance	5,665,047	4,488,605
Commission on Sales	9,291,000	9,023,600
Promotional Expenses	11,482,701	14,571,265

	01 July 2016 to 30 June 2017	(Unaudited) 01 July 2015 to 30 June 2016
	Taka	Taka
Depreciation - note 4.2	5,047,286	5,193,627
Warehouse Rent	-	1,270,000
Marketing Collection Expenses	470,797	566,411
Export Expenses	119,469	779,300
Sales LC Expenses	93,659	72,976
Postage and Stamps	77,485	-
	151,075,061	**100,172,476**
23 FINANCIAL EXPENSES		
Finance Costs	480,035,454	389,143,184
Bank Charge	4,135,450	3,125,976
Loan Processing Fee	2,520,087	10,059,213
Exchange (Gain)/Loss	7,089,133	(3,574,267)
	493,780,124	**398,754,106**
24 NON OPERATING INCOME		
Interest Earned from FDR	136,442,348	20,352,886
Interest Income from SND Account	31,576,321	-
Interest Income from Arbee Textiles Ltd.	28,718,860	22,930,287
Dividend Income	3,747,488	10,154,823
Gain/(Loss) on Disposal of Long Term Asset- note 24.1	442,725	124,997
	200,927,742	**53,562,993**
24.1 Gain/(Loss) on Disposal of Long Term Asset- note 24		
Sales Value	1,045,000	450,000
Add : Accumulated Depreciation	1,024,025	429,997
	2,069,025	879,997
Less : Purchase value	1,626,300	755,000
	442,725	**124,997**
25 NET ASSETS VALUE PER SHARE		
The computation of NAV Per Share is given below:		
Total Assets	12,866,206,824	10,294,255,863
Less: Liabilities	7,830,603,212	5,475,168,220
Net Assets Value (NAV)	**5,035,603,612**	**4,819,087,643**
Number of ordinary shares outstanding during the year	311,850,000	311,850,000
Net Assets Value (NAV) Per Share	**16.15**	**15.45**
26 EARNING PER SHARE (EPS)		
The Composition of Earnings Per Share (EPS) is given below :		
a) Profit Attributed to Ordinary Shareholders during the year	571,303,361	289,619,816
b) Number of Ordinary Shares at the year end	311,850,000	311,850,000
c) Weighted Average Number of Share Outstanding during the year	-	140,332,500
Attributable Profit	571,303,361	289,619,816
Weighted Average Number of Share Outstanding During the year	311,850,000	140,332,500
Basic EPS*	**1.83**	**2.06**

*EPS for the year ended 30 June 2017 has been calculated based on the total number of ordinary shares in accordance with para 26, 27 of BAS 33.

DILUTED EPS

No diluted EPS was required to be calculated for the year since there was no scope for dilution of share during the year under review.

	01 July 2016 to 30 June 2017	(Unaudited) 01 July 2015 to 30 June 2016
	Taka	Taka

27 OPERATING CASH FLOW PER SHARE

The composition of operating cash inflow/outflow value per share is given below:

a) Operating cash inflow/(outflow) during the year	1,193,038,078	311,569,543
b) Number of Ordinary Shares Outstanding during the year	311,850,000	311,850,000
	3.83	**1.00**

28 NUMBER OF EMPLOYEES - Para 3 of Schedule XI, Part I

Employees drawing salary above Tk 3,000 per month	870	763
Employees drawing salary above Tk 3,000 or below per month	-	-
	870	**763**

29 CAPACITY AND PRODUCTION

	M. Ton 12 Months	M. Ton 12 Months
Production Capacity	288,000	288,000
Actual Production *	245,132	225,482
Capacity Utilization (%)	85.12	78.29
Production Capacity (In M. Ton)		
MS Billet	168,000	168,000
MS Rod	120,000	120,000
	288,000	**288,000**
Actual Production (In M. Ton)		
MS Billet	124,727	119,206
MS Rod	120,405	106,276
	245,132	**225,482**

* In addition to above 55,933.03 M.T tradeable finished goods were purchased from third party manufacturers to meet the customers demand.

30 RELATED PARTY TRANSACTIONS

During the year the Company carried out a number of transactions with related parties in the normal course of business on an arms' length basis. Names of those related parties, nature of those transactions and their total value have been set out in accordance with the provisions of BAS-24: Related Party Disclosures.

Sl. No	Name of the Party	Relation	Nature of Transactions	Outstanding as on 30 June 2017	Outstanding as on 30 June 2016
1	GPH Power Generation Ltd	Common Directorship	Supply of power at a flat rate	(464,111,462)	(425,014,631)
2	Jahangir and Other Ltd	Common Directorship	Head office rent	(287,885)	(263,500)
3	GPH Steels Ltd	Common Directorship	Investment in equity shares	1,000,000	1,000,000
4	Asia Insurance Ltd	Common Directorship	Insurance policy against Letter of Credit	(305,793)	(296,869)
5	Arbee Textiles Ltd	Common Directorship	Payment against interest bearing loan	255,560,476	224,376,249
6	LIPD Industries Ltd	Common Directorship	Advance	185,500	-

31 DIRECTORS' REMUNERATION

Name	Designation	Monthly Remuneration	No.of Month	01 July 2016 to 30 June 2017	(Unaudited) 01 July 2015 to 30 June 2016
				Tak	
Mr. Mohammed Jahangir Alam	Managing Director	350,000	12	4,200,000	4,200,000
Mr. Md. Almas Shimul	Director	350,000	1	350,000	4,200,000
		625,000	11	6,875,000	
Mr. Md. Ashrafuzzaman	Director	180,000	12	2,160,000	2,160,000
Mr. Md. Abdul Ahad	Director	105,000	7	735,000	-
Total				**14,320,000**	**10,560,000**

Managing Director and Mr. Md. Almas Shimul, Director are provided with transport facilities along with their remuneration.

32 ATTENDANCE STATUS OF BOARD MEETING OF DIRECTORS

During the year ended 30 June 2017, there were 4 (Four) Board meetings held. The attendance status of all the meetings are as follows:

SL	Name of the Directors	Position	Meeting held	Attendance
1	Mr. Md. Alamgir Kabir	Chairman	4	4
2	Mr. Mohammed Jahangir Alam	Managing Director	4	4
3	Mr. Md. Almas Shimul	Director	4	4
4	Mr. Md. Abdur Rouf	Director	4	3
5	Mr. Md. Ashrafuzzaman	Director	4	4
6	Mr. Md. Abdul Ahad	Director	4	4
7	Mr. Md. Azizul Haque	Director	4	4
8	Professor Dr. Mohammad Saleh Jahur	Independent Director	4	4
9	Mr. Velayet Hossain	Independent Director	4	3

	30 June 2017	30 June 2016
	Taka	Taka
33 AUDITOR'S REMUNERATION - Para 6 of Schedule XI, Part II - note 21		
Statutory Audit Fee - Hoda Vasi Chowdhury & Co	300,000	300,000
	300,000	**300,000**

34 EVENT AFTER THE REPORTING PERIOD

The Board of Directors in their meeting held on **23 October 2017** recommended **5% cash** dividend and **5% stock** dividend for the year ended 30 June 2017 which is subject to approval by the shareholders in the Annual General Meeting.

35 CONTINGENT LIABILITIES AND COMMITMENTS

35.1 Contingent Liabilities

Bank guarantee	2,315,500	2,315,500
L/C liabilities	1,054,319,103	895,502,786
	1,056,634,603	**897,818,286**

Contingent liabilities at the reporting date are as follows:

35.2 Bank Guarantee

AB Bank Limited	535,500	535,500
Southeast Bank Limited	1,000,000	1,000,000
State Bank of India	780,000	780,000
	2,315,500	**2,315,500**

	30 June 2017 Taka	30 June 2016 Taka
35.3 L/C Liabilities		
AB Bank Limited	195,682,312	224,977,040
Mercantile Bank Limited	73,478,017	33,631,507
One Bank Limited	-	64,970,054
Pubali Bank Limited	171,664,251	274,696,143
Southeast Bank Limited	43,092,143	124,616,365
Standard Chartered Bank Limited	5,721,194	-
The City Bank Limited	38,943,375	28,990,726
Trust Bank Limited	375,391,988	143,620,951
United Commercial Bank Limited	150,345,823	-
	1,054,319,103	**895,502,786**

There were no claims legal or otherwise, not acknowledged as debt, outstanding as of the end of the reporting period. There was no unprovided committed expenditure as at 30 June 2017.

36 FINANCIAL RISK MANAGEMENT

Bangladesh Financial Reporting Standard (BFRS) 7 - Financial Instruments: Disclosures - requires disclosure of information relating to both recognized and unrecognized financial instruments, their significance and performance, accounting policies, terms and conditions, net fair values and risk information- the Company's policies for controlling risks and exposures. The management has overall responsibility for the establishment and oversight of the company's risk management framework. The company's risk management policies are established to identify and analyse the risks faced by the company, to set appropriate risk limits and controls, and to monitor risks and adherence to limits. Risk management policies, procedures and systems are reviewed regularly to reflect changes in market conditions and the company's activities. This note presents information about the company's exposure to each of the following risks, the company's objectives, policies and processes for measuring and managing risk, and its management of capital. The company has exposure to the following risks from its use of financial instruments.

36.1 Credit Risk

Credit risk is the risk of a financial loss to the company if a customer or counterparty to a financial instrument fails to meet its contractual obligations, and arises principally from the company's receivables from distributors, institutional and export customers etc. Management has a credit policy in place and the exposure to credit risk is monitored on an ongoing basis. In monitoring credit risk, debtors are grouped according to their risk profile, i.e. their legal status, financial condition, ageing profile etc. Accounts receivable are related to sale of steels (MS Rod and allied products). The maximum exposure to credit risk is represented by the carrying amount of each financial asset in the statement of financial position.

a) Exposure to Credit Risk

The carrying amount of financial assets represents the maximum credit exposure. The maximum exposure to credit risk at the reporting date was:

Trade Receivable-Local customer	1,799,922,366	1,122,973,036
Advance, Deposit and Prepayments	1,110,464,916	1,060,118,605
Cash and Cash Equivalents	311,332,457	2,631,352,732
	3,221,719,739	**4,814,444,373**
b) Ageing of Receivables		
Dues up to 6 months	1,712,937,571	1,035,458,515
Dues over 6 months	86,984,795	87,514,521
	1,799,922,366	**1,122,973,036**

c) Credit exposure by credit rating

	30 June 2017		
	Credit rating	Amount	(%)
Trade Receivable	NR	1,799,922,366	55.87
Advance, Deposit and Prepayments	NR	1,110,464,916	34.47
Cash and Cash Equivalents:			
Cash in Hand	NR	1,540,950	0.05
Cash at Bank		309,791,507	9.62
AB Bank Limited	AA3	802,435	0.02
Agrani Bank Limited	AAA	28,152	0.00
Al-Arafah Islami Bank Limited	AA2	127,735	0.00
Bangladesh Development Bank Ltd	AAA	3,301	0.00
Bank Al Falah Limited	A1	18,743	0.00
Bank Asia Limited	AA2	30,015	0.00
BASIC Bank Limited	A	35,844	0.00
BRAC Bank Limited	AA2	13,992	0.00
Dhaka Bank Limited	AA	17,597	0.00
Dutch Bangla Bank Limited	AA1	65,880	0.00
Eastern Bank Limited	AA+	34,984	0.00
EXIM Bank Limited	AA-	115,109	0.00
First Security Islami Bank Limited	A+	244,210	0.01
HSBC	AAA	12,265	0.00
IFIC Bank Limited	AA2	12,481	0.00
Islami Bank Bangladesh Limited	AA+	558,796	0.02
Jamuna Bank Limited	AA3	14,040	0.00
Janata Bank Limited	AAA	16,710	0.00
Mercantile Bank Limited	AA	14,506	0.00
Meghna Bank Limited	A	33,649	0.00
Midland Bank Limited	A	12,274	0.00
Modhumoti Bank Limited	A3	-	0.00
Mutual Trust Bank Limited	AA	49,398	0.00
National Bank Limited	AA	22,016	0.00
NCC Bank Limited	AA	12,527	0.00
NRB Commercial Bank Limited	A	4,860	0.00
One Bank Limited	AA	27,415	0.00
Premier Bank Limited	AA+	111,583	0.00
Prime Bank Limited	AA	24,480	0.00
Shahjalal Islami Bank Limited	AA3	10,055	0.00
Social Islami Bank Limited	AA	108,472	0.00
Sonali Bank Limited	AAA	1,371,054	0.04
South Bangla Agricultural Bank Limited	BBB1	1,525	0.00
Southeast Bank Limited	AA	254,616,710	7.90
Standard Bank Limited	AAA	14,565	0.00
State Bank of India	AAA	254,822	0.01
Standard Chartered Bank Limited	AAA	925,141	0.03
The City Bank Limited	AA2	616,597	0.02
Trust Bank Limited	AA2	21,506,137	0.67
United Commercial Bank Limited	AA	27,554,844	0.86
Union Bank Limited	A+	83,605	0.00
Uttara Bank Limited	AA3	262,983	0.01

WWW.STOCK

36.2 Liquidity Risk

Liquidity risk is the risk that the company will not be able to meet its financial obligations as they fall due. The company's approach to managing liquidity (cash and cash equivalents) is to ensure, as far as possible, that it will always have sufficient liquidity to meet its liabilities when due, under both normal and stressed conditions, without incurring unacceptable losses or risking damage to the company's reputation. Typically, the company ensures that it has sufficient cash and cash equivalents to meet expected operational expenses, including financial obligations through preparation of the cash flow forecast, based on time line of payment of financial obligations and accordingly arrange for sufficient liquidity/fund to make the expected payments within due dates. Moreover, the company seeks to maintain short term lines of credit with scheduled commercial banks to ensure payment of obligation in the event that there is insufficient cash to make the required payment. The requirement is determined in advance through cash flow projections and credit lines with banks are negotiated accordingly.

The following are the contractual maturities of financial liabilities:

Category of Liabilities	Carrying amount	Maturity year	Nominal Interest rate	Contractual cash flows	Within 6 months or less	Within 6-12 months
	Taka			Taka	Taka	Taka
Creditors and Accruals	644,846,114	December2017	-	644,846,114	644,846,114	-
Short Term Borrowings	4,971,423,126	December2017	7.50-9.25%	4,971,423,126	4,971,423,126	-
Current portion of Finance Lease Obligations	22,001,232	June2018	13.00-16.50%	22,001,232	11,000,616	11,000,616
Current portion of Long Term Loan	60,340,400	June2018	8.50-9.00%	60,340,400	30,170,200	30,170,200
	5,698,610,872			**5,698,610,872**	**5,657,440,056**	**41,170,816**

36.3 Market Risk

Market risk is the risk that any change in market prices, such as foreign exchange rates and interest rates will affect the company's income or the value of its holdings of financial instruments.

a) Currency risk

The company is exposed to currency risk on certain revenues and purchases such as melting scrap, chemical and acquisition of equipment. Majority of the company's foreign currency transactions are denominated in USD.

(i) Exposure to currency risk

The company does not have any foreign currency asset or liability at the year end for which an exchange gain/(loss) may arise at the time of settlement. Hence, it does not have a significant exposure to currency risk.

The following significant exchange rates are applied at the year end:

	30 June 2017	30 June 2016
	Taka	Taka
Exchange Rate of US Dollar	79.05	78.40

(ii) Foreign exchange rate sensitivity analysis for foreign currency expenditures

There being no current risk exposure, sensitivity analysis has not been presented.

b) Interest rate risk

Interest rate risk is the risk that arises due to changes in interest rates on borrowings. Short term bank borrowings are, however, not significantly affected by fluctuations in interest rates. The company has not entered into any type of derivative instrument in order to hedge interest rate risk as at the reporting date.

(i) Profile

As at 30 June 2017, the interest rate risk profile of the company's interest bearing financial instruments was:

	Carrying Amount 30 June 2017
Fixed Rate Instrument	
Financial Asset	2,506,857,868
Financial Liability	6,875,896,066
Variable Rate Instrument	
Financial Asset	Nil
Financial Liability	Nil

(ii) Cash flow sensitivity analysis for variable rate instruments

There being no variable rate instruments, sensitivity analysis has not presented.

36.4 Accounting Classification and Fair Value

Fair value of financial assets and liabilities together with carrying amount shown in the statement of financial position are as follows:

	Carrying amount	Fair value
	Taka	Taka
Assets carried at fair value through profit and loss	107,620,897	107,620,897
Held to maturity assets		
FDR with Banks	2,506,857,868	2,506,857,868
Loans on Receivables		
Trade Receivables	1,799,922,366	1,799,922,366
Security Deposit	20,606,820	20,606,820
Cash and Cash Equivalents	311,332,457	311,332,457
Available for sale financial assets	Nil	Nil
Liabilities carried at fair value through profit and loss		
Liabilities carried at amortized cost		
Accounts and other payables	Nil	Nil
Short term bank borrowing	4,971,423,126	N/A
Current portion of long term borrowing	60,340,400	N/A

* As per the requirements of BFRS 7 (ref: Para 29), determination of fair value is not required for instruments for which fair value is not likely to be significantly different from the carrying amounts.

37 AUTHORISATION FOR ISSUE

These financial statements have been authorized for issue by the Board of Directors of the company on **23 October 2017**.

38 GENERAL

38.1 Figures appearing in these accounts have been rounded off to the nearest taka.

38.2 Previous year's phrases & amounts have been re-arranged, wherever considered necessary, to conform to the presentation for the year under review.

38.3 Figure in bracket denotes negative.

These financial statements should be read in conjunction with the annexed notes
and were approved by the Board of Directors on 23 October 2017
and were signed on its behalf by:

Company Secretary **Director** **Managing Director**

ISO Certificate



Certificate of Registration

This certificate has been awarded to

GPH Ispat Limited

Masjiddah, Kumira, Sitakunda, Chittagong-4000, Bangladesh

in recognition of the organization's Quality Management System which complies with

ISO 9001:2008

The scope of activities covered by this certificate is defined below

Manufacture and Sale of Deformed Steel Bars

Certificate Number:	Date of Issue: (Original)	Date of Issue:
78034/A/0001/UK/En	10 January 2017	10 January 2017
Issue No:	**Expiry Date:**	
1	14 September 2018	

Issued by: *On behalf of the Schemes Manager*

SAMPLE STOCK

BUET test report

BANGLADESH UNIVERSITY OF ENGINEERING AND TECHNOLOGY (BUET)

DEPARTMENT OF CIVIL ENGINEERING

Mobile: 01819 557 964; PABX: 966 5650-80 Ext. 7226; www.buet.ac.bd/ce/

STRENGTH OF MATERIALS LABORATORY

BRTC Bureau of Research, Testing & Consultation

TEST OF DEFORMED M.S. BARS [BDS ISO 6935-2:2016]

Sent by: Executive Engineer
GPH Ispat Ltd.
Project: —

BRTC No.: 1101-42221/CE/17-18; Dt. 20/8/2017
Ref.: Letter, Dt. 17/8/2017
Date of Test: 21/8/2017
Contractor/supplier: –
Samples were received in UNSEALED condition.

Sl. No.	Frog Mark / Identification	Nominal dia. mm	Actual dia. mm	Mass Per Unit Length kg/m	Average Mass Per Unit Length kg/m	Yield or Proof Load kN	Yield or Proof Strength R_{eH} MPa	Average Yield Strength, R_{eH} MPa	Tensile Load kN	Tensile Strength R_m MPa	Average Tensile Strength, R_m MPa	R_m/R_{eH}	Total Elongation (%) (G.length = 5d)	Average Total Elongation (%)	Bend Test (Seperate samples)	Rebend Test (Seperate samples)
1	GPH.TMT.500.W	32	31.9	6.278		456	565		583	725			20		Satisfactory	Satisfactory
2	GPH.TMT.500.W	32	31.9	6.286	6.264	459	570	560	572	710	710	1.27	19	19	Satisfactory	Satisfactory
3	GPH.TMT.500.W	32	31.8	6.227		441	550		554	690			19		Satisfactory	Satisfactory
4	GPH.TMT.500.W	25	25.0	3.852		271	550		346	705			22		Satisfactory	Satisfactory
5	GPH.TMT.500.W	25	25.0	3.857	3.853	270	550	550	345	705	705	1.28	21	21	Satisfactory	Satisfactory
6	GPH.TMT.500.W	25	25.0	3.851		270	550		346	705			21		Satisfactory	Satisfactory
7	GPH.TMT.500.W	20	20.0	2.475		180	575		213	680			26		Satisfactory	Satisfactory
8	GPH.TMT.500.W	20	20.0	2.473	2.474	182	580	580	217	690	690	1.19	25	25	Satisfactory	Satisfactory
9	GPH.TMT.500.W	20	20.0	2.474		185	590		218	695			25		Satisfactory	Satisfactory
10	GPH.TMT.500.W	16	16.0	1.585		116	575		146	725			28		Satisfactory	Satisfactory
11	GPH.TMT.500.W	16	16.0	1.571	1.580	116	575	575	144	715	720	1.25	25	26	Satisfactory	Satisfactory
12	GPH.TMT.500.W	16	16.0	1.583		116	575		144	715			24		Satisfactory	Satisfactory
13	GPH.TMT.500.W	12	12.0	0.895		61.4	545		73	645			25		Satisfactory	Satisfactory
14	GPH.TMT.500.W	12	12.0	0.891	0.893	61	540	540	72.1	640	645	1.19	27	26	Satisfactory	Satisfactory
15	GPH.TMT.500.W	12	12.0	0.894		61.4	545		73	645			25		Satisfactory	Satisfactory

Conversion factor: 1.0 MPa = 1.0 N/mm² = 145 psi. Strengths are based on nominal area.

BDS ISO 6935-2:2016 Weight Requirements, Nominal Area etc. (Table 2)

Nominal bar dia., mm		6	8	10	12	14	16	20	22*	25	28	32	40	50
Nominal cross sectional area, sq.mm		28.3	50.3	78.5	113	154	201	314	380	491	616	804	1257	1964
Nominal mass per unit length	Nominal, kg/m	0.222	0.395	0.616	0.887	1.21	1.58	2.46	2.98	3.85	4.84	6.31	9.87	15.42
	Permissible deviation, %	±8	±6	±6	±6	±5	±5	±5	±5	±4	±4	±4	±4	±4

*22mm dia. bar is not covered in BDS ISO 6935-2:2016. Its properties are derived following the principle used for other bar sizes.
Actual dia. of bars are shown for informative purpose only. It is not a requirement of BDS ISO 6935-2:2016.

BDS ISO 6935-2 Tensile Requirements for Common Steel Grades

Steel Grade	Yield Strength, R_{eH}, MPa		Ductility Properties		
	Min.	Max.	R_m/R_{eH} min.	Elongation, % (min.) Total	At R_m
B400C-R	400	--	1.15	14	7
B400CWR	400	--	1.15	14	7
B500C-R	500	--	1.15	14	7
B500CWR	500	--	1.15	14	7
B600C-R	600	--	1.15	10	7
B450CWR	450	1.25 R_{eH} (min.)	1.15	--	7.5
B400DWR	400	1.3 R_{eH} (min.)	1.25	17	8
B420DWR	420	1.3 R_{eH} (min.)	1.25	16	8
B500DWR	500	1.3 R_{eH} (min.)	1.25	13	8

Authenticity of this page is verifiable from http://verify.ce.buet.ac.bd with the QR Code or ID

9ed4WGg6L

Countersigned by:
Prof. Dr. Abu Siddique, Test-in-Charge
Dept. of Civil Engg., BUET

Test performed by
Snigdha Afsana
Assistant Professor, Dept. of Civil Engg.

BRTC 0004395

Important Note: Samples as supplied to us have been tested. BRTC does not have any responsibility as to the representative character of the samples required to be tested. It is recommended that the samples are sent in a secure and sealed cover/packet/container under the signature of a competent authority. In order to avoid fradulent fabrication of test results, this report has been printed on a security paper. It is also recommended that the test results be collectde by a duly authorized person.

BUET test report

BANGLADESH UNIVERSITY OF ENGINEERING AND TECHNOLOGY (BUET)

DEPARTMENT OF CIVIL ENGINEERING

Mobile: 01819 557 964; PABX: 966 5650-80 Ext. 7226; www.buet.ac.bd/ce/

STRENGTH OF MATERIALS LABORATORY

BRTC Bureau of Research, Testing & Consultation

TEST OF DEFORMED M.S. BARS [BDS ISO 6935-2:2016]

Sent by: Executive Engineer
GPH Ispat Ltd.

Project: –

BRTC No.: 1101-42221/CE/17-18; Dt. 20/8/2017
Ref.: Letter; Dt. 17/8/2017
Date of Test: 21/8/2017
Contractor/supplier: –
Samples were received in UNSEALED condition.

Sl. No.	Frog Mark / Identification	Nominal dia. mm	Actual dia. mm	Mass Per Unit Length kg/m	Average Mass Per Unit Length kg/m	Yield or Proof Load kN	Yield or Proof Strength R_{eH} MPa	Average Yield Strength, R_{eH} MPa	Tensile Load kN	Tensile Strength R_m MPa	Average Tensile Strength, R_m MPa	R_m/R_{eH}	Total Elongation (%) (G.length = 5d)	Average Total Elongation (%)	Bend Test (Seperate samples)	Rebend Test (Seperate samples)
1	GPH.TMT.500.W	10	10.0	0.620		44.1	560		54.8	695			28		Satisfactory	Satisfactory
2	GPH.TMT.500.W	10	10.0	0.621	0.620	44.1	560	560	54.8	695	695	1.24	28	27	Satisfactory	Satisfactory
3	GPH.TMT.500.W	10	10.0	0.620		44.5	565		55.2	700			26		Satisfactory	Satisfactory
-	-	-	-	-		-	-		-	-			-		-	-
-	-	-	-	-	-	-	-	-	-	-	-	-	-	-	-	-
-	-	-	-	-		-	-		-	-			-		-	-
-	-	-	-	-		-	-		-	-			-		-	-
-	-	-	-	-	-	-	-	-	-	-	-	-	-	-	-	-
-	-	-	-	-		-	-		-	-			-		-	-
-	-	-	-	-		-	-		-	-			-		-	-
-	-	-	-	-	-	-	-	-	-	-	-	-	-	-	-	-
-	-	-	-	-		-	-		-	-			-		-	-
-	-	-	-	-		-	-		-	-			-		-	-
-	-	-	-	-	-	-	-	-	-	-	-	-	-	-	-	-
-	-	-	-	-		-	-		-	-			-		-	-
-	-	-	-	-		-	-		-	-			-		-	-

Conversion factor: 1.0 MPa = 1.0 N/mm² = 145 psi. Strengths are based on nominal area.

BDS ISO 6935-2:2016 Weight Requirements, Nominal Area etc. (Table 2)

Nominal bar dia., mm		6	8	10	12	14	16	20	22*	25	28	32	40	50
Nominal cross sectional area, sq.mm		28.3	50.3	78.5	113	154	201	314	380	491	616	804	1257	1964
Nominal mass per unit length	Nominal, kg/m	0.222	0.395	0.616	0.887	1.21	1.58	2.46	2.98	3.85	4.84	6.31	9.87	15.42
	Permissible deviation, %	±8	±8	±6	±6	±5	±5	±5	±5	±4	±4	±4	±4	±4

*22mm dia. bar is not covered in BDS ISO 6935-2:2016. Its properties are derived following the principle used for other bar sizes.
Actual dia. of bars are shown for informative purpose only. It is not a requirement of BDS ISO 6935-2:2016.

BDS ISO 6935-2 Tensile Requirements for Common Steel Grades

Steel Grade	Yield Strength, R_{eH}, MPa		Ductility Properties		
	Min.	Max.	R_m/R_{eH} min.	Elongation, % (min.) Total	At R_m
B400C-R	400	--	1.15	14	7
B400CWR	400	--	1.15	14	7
B500C-R	500	--	1.15	14	7
B500CWR	500	--	1.15	14	7
B600C-R	600	--	1.15	10	7
B450CWR	450	1.25 R_{eH} (min.)	1.15	--	7.5
B400DWR	400	1.3 R_{eH} (min.)	1.25	17	8
B420DWR	420	1.3 R_{eH} (min.)	1.25	16	8
B500DWR	500	1.3 R_{eH} (min.)	1.25	13	8

Authenticity of this page is verifiable from http://verify.ce.buet.ac.bd with the QR Code or ID

38
88TTR2WGd

Countersigned by:
Prof. Dr. Abu Siddique, Test-in-Charge
Dept. of Civil Engg., BUET

Test performed by:
Snigdha Afsana
Assistant Professor, Dept. of Civil Engg.

Important Note: Samples as supplied to us have been tested. BRTC does not have any responsibility as to the representative character of the samples required to be tested. It is recommended that the samples are sent in a secure and sealed cover/packet/container under the signature of a competent authority. In order to avoid fradulent fabrication of test results, this report has been printed on a security paper. It is also recommended that the test results be collectde by a duly authorized person.

BUETCE 004395

BAPLC Certificate



BANGLADESH ASSOCIATION OF PUBLICLY LISTED COMPANIES

Ref. No: CM-2017/080

BAPLC

Date of issue :23rd February 2017

Renewed Certificate

This is to certify that

GPH ISPAT LIMITED

is an Ordinary Member of Bangladesh Association of Publicly Listed Companies *and is entitled to all the rights and privileges appertaining thereto.*

This certificate remains current until 31st December 2017.

BAPLC

Secretary-General
(Acting)

SAMPLE COPY

Events Album



The "**10th Annual General Meeting**" of GPH Ispat Ltd.



Management of GPH Ispat Limited and Management of OeKB, Austria are seen on the occasion of "**Receiving the Letter of Guarantee**" under ECA facilities from Austrian OeKB in Vienna, Austria.



Mr. Juan Frysel, Swedish Ambassador and other high Officials of Swedish Embassy visited GPH Ispat factory.

Events Album



"**Agreement Signing Ceremony**" between GPH Ispat Ltd and Siemens Bangladesh Limited & Siemens Limited India.



"**Agreement Signing Ceremony**" between GPH Ispat Ltd and Sichuan Air Separation Plant (Group), China.



A "**10-Storey Administrative and Dormitory Building Foundation Laying Ceremony**" at GPH factory.

Events Album



Engr. Mosharraf Hossain, MP, Honorable Minister, Ministry of Housing and Public Works was present as Chief Guest at "**MoU Singing Ceremony**"between Housing and Building Research Institute and GPH Ispat Ltd & M.I. Cement Factory Ltd.



Mr. Tofail Ahmed, MP, Honorable Minister, Ministry of Commerce is seen having dinner at "**GPH Mezban**" with the Board of Directors of GPH Ispat Ltd.



DIG of Police Mr. Md. Shafiqul Islam was snapped at the vehicle key handover programme held at GPH Factory

Events Album



Inauguration Session of "**GPH Utshab-2017**"



Eid Reunion with businessmen" at Chandpur Club Ground in Chandpur.





"**Three Wheeler Waste Carrying Van Handover Program**" to
Mr. A.J.M. Nasir Uddin, Honorable Mayor, Chittagong City Corporation.



Mr. Mezbah Uddin, Honorable District Commissioner of Chittagong along with the Additional Managing Director and other high Officials of GPH Ispat Ltd are seen at a program of "**Inauguration of the main Gate of Chittagong Zoo**", Fayslake, Pahartali, Chittagong.



Austrian Embassy's Commercial Attaché Mr. Siegfried Weidlich visited the new project of GPH Ispat.

News Board

সমকাল



জিপিএইচ ইস্পাত-সিমেন্স চুক্তি

জিপিএইচ ইস্পাত লি. এর নির্বাহীরা ইন্দোনেশিয়ার তীন মিলস এর জন্য জাতীয় বিদ্যুৎ ছিড় থেকে ২,৫০,০০০ কেলোভোল্টের ১০০ মেগাওয়াট নিরবচ্ছিন্ন বিদ্যুৎ প্রাপ্তি ও ব্যবহারের লক্ষ্যে একটি ত্রিপক্ষীয় ২০১৫/২০১৬-৯ কেজি উপকেন্দ্র নির্মাণকল্পে জিপিএইচ ইস্পাত লিমিটেড এবং সিমেন্স লিমিটেড ইন্ডিয়া ও সিমেন্স বাংলাদেশ লিমিটেড এর মধ্যে সম্প্রতি একটি চুক্তি স্বাক্ষরিত হয়।

চুক্তি অনুযায়ী জিপিএইচ ইস্পাত লিমিটেডের ব্যবস্থাপনা পরিচালক জনাব মোহাম্মদ জাহাঙ্গীর আলম, পরিচালক (অপারেশন) আব্দুল আজীম, সিনিয়র জেনারেল ম্যানেজার ও প্রধান (কর্ম কর্তা) জনাব কামরুল ইসলাম এফসিএ, জেনারেল ম্যানেজার ড. এএসএম সুমন, টেকনিক্যাল এডভাইজার ইঞ্জিনিয়ার সিদ্ধার্থ ইসলাম, সিনিয়র ম্যানেজার-ইনকর্পোরেশন ইঞ্জিনিয়ার হাসান আরিফ, সিমেন্স বাংলাদেশ লিমিটেড এর হেড অব টেকনিশিয়ান আসাদুজ্জামান, হেড অব এডমিন (টেকনিশিয়ান সার্ভিসেস) আশেকুর রহমান, সিমেন্স লিমিটেড ইন্ডিয়ার সিনিয়র নির্বাহী এবেলন জর্জ, প্রাইসেটাস টেকনোলজিস অস্ট্রিয়া জিএমবিএইচ এর সিনিয়র ভাইস প্রেসিডেন্ট জনাব ফ্রেডরিয়ান ক্লোজারমেয়ার, ভাইস প্রেসিডেন্ট জনাব ষ্টেফান ফ্রেলনহামার জিপিএইচ ইস্পাত লিমিটেডের উর্ধ্বতন কর্মকর্তাগণ উপস্থিত ছিলেন।

সি-১৮৮৪/১৬ (৪ ×২)

কালের কণ্ঠ

সবচেয়ে বড় 'এয়ার সেপারেশন প্লান্ট' করছে জিপিএইচ গ্রুপ

নিজস্ব প্রতিবেদক ▷ চট্টগ্রাম

বাংলাদেশ সরকার বড় 'এয়ার সেপারেশন প্লান্ট' তৈরি করছে জিপিএইচ গ্রুপ। দৈনিক ২৫০ টন উৎপাদন ক্ষমতার এই প্লান্ট থেকে গ্যাস ও তরল আকারে সিলিন্ডারে ভর্তি করে অক্সিজেন, নাইট্রোজেন ও আর্গন তৈরি করা হবে। ২০১৮ সালের জানুয়ারিতে এই প্লান্টটি উৎপাদন শুরু করবে।

> দৈনিক ২৫০ টন উৎপাদন ক্ষমতার এই প্লান্ট থেকে গ্যাস ও তরল আকারে সিলিন্ডারে ভর্তি করে অক্সিজেন, নাইট্রোজেন ও আর্গন তৈরি করা হবে। ২০১৮ সালের জানুয়ারিতে এই প্লান্টটি উৎপাদন শুরু করবে

বৃহস্পতিবার চট্টগ্রাম নগরীর কাছে মিরসরাইয়ে জিপিএইচ গ্রুপের নিজস্ব শিল্পাঞ্চলে এই প্লান্টের ভিত্তিপ্রস্তর স্থাপন করেন প্রধানমন্ত্রী শেখ হাসিনা। এ সময় ভিডিও কনফারেন্সে যুক্ত ছিলেন বাংলাদেশ সরকারের বিভিন্ন মন্ত্রণালয়ের কর্মকর্তা, জিপিএইচ গ্রুপের কর্মকর্তা, বিভিন্ন দেশের রাষ্ট্রদূত ও হাইকমিশনাররা।

জিপিএইচ গ্রুপের চেয়ারম্যান মোহাম্মদ জাহাঙ্গীর আলম বলেন, 'এই প্লান্ট থেকে যে গ্যাস উৎপাদন হবে, তা দিয়ে বছরে ৫০ হাজার মেট্রিক টন তরল অক্সিজেন, ১৫ হাজার মেট্রিক টন তরল নাইট্রোজেন ও ৫ হাজার মেট্রিক টন তরল আর্গন উৎপাদন করা সম্ভব হবে। এ ছাড়া ৫০ হাজার মেট্রিক টন ক্ষমতার একটি ক্রায়োজেনিক এয়ার সেপারেশন প্লান্ট স্থাপন করা হবে।'

প্রথম আলো



সীতাকুণ্ডের কুমিরায় জিপিএইচ ইস্পাতের নতুন ভবনের ভিত্তিপ্রস্তর স্থাপন

সীতাকুণ্ডের কুমিরা জিপিএইচ কারখানায় প্রশাসনিক ও তত্ত্বাবধিরি ভবনের ভিত্তিপ্রস্তর স্থাপন করেন অতিথিরা

সীতাকুণ্ডের কুমিরা জিপিএইচ কারখানা এলাকায় ২ অক্টোবর ১০ তলাবিশিষ্ট প্রশাসনিক ও তত্ত্বাবধিরি ভবনের ভিত্তিপ্রস্তর স্থাপন করা হয়। এই উপলক্ষে আয়োজিত অনুষ্ঠানে উপস্থিত ছিলেন জিপিএইচ গ্রুপের চেয়ারম্যান মোহাম্মদ জাহাঙ্গীর আলম, অতিরিক্ত ব্যবস্থাপনা পরিচালক মোহাম্মদ আলমাস শিমুল, পরিচালক মোহাম্মদ আব্দুর রউফ, অস্ট্রিয়ার প্রাইমেটালস টেকনোলজিস জিএমবিএইচের প্রধান নির্বাহী হেনরিক মাস্কিমিলিয়ান, কর্মকর্তা কিট শাশত মাইকেল মহুমদার, ডেরিরিন শেয়ারমুলার, ভবনের স্থপতি মোস্তফা আশরাফুল ইসলাম প্রমুখ।

ছয় তলাবিশিষ্ট প্রশাসনিক ভবনে থাকবে সুইট কক্ষ, আবাসনব্যবস্থা, সম্মেলনকক্ষ, মাল্টি পারপাস হলসহ নানা আধুনিক সুযোগ-সুবিধা। ভিত্তিপ্রস্তর স্থাপনের পর অতিথি ও কর্মকর্তারা বৃক্ষরোপণ কর্মসূচিতে অংশ নেন। বিস্তারিত ৪

THE ASIAN AGE

GPH Festival 2017 held

Chittagong Bureau

Chairman of GPH Group Mohammad Jahangir Alam hopes that GPH will be the most modern factory of the Asia. "After installation of the new 3 technology and machineries, we can produce ten times more iron materials."

Addressing the GPH Festival 2017 at the Kumira factory premises on Sunday afternoon at Sitakunda in Chittagong as chief guest Chairman of GPH Group Mohammad Jahangir Alam said, "The experts observed that Bangladesh is in high risk of earth quake. To create awareness among the people in this regard, the GPH Ispat and Crown Cement Limited arranged national seminar in Dhaka in association with Fire Service and Civil Defense."

The company will arrange continuous program for creating awareness for earth quake and natural disasters, he said.

Addressing the function as special guest Additional Managing Director of GPH Ispat Limited Mohammad Almas Shimul said the GHP Ispat Limited is working honestly and sincerely for delivering the goods in everywhere in the country. It will also ensure the highest level of service for valuable clients. The workers and officials of GPH are working in a family atmosphere here in our factory, he claims.



The Financial Express



GPH Ispat Ltd has received Letter of Guarantee for a US$ 94.85 loan under ECA (Export Credit Agency) facilities from Austrian OeKB, a leading provider of financial and information services to the export industry, at a programme in Vienna recently. Mag. Ferdinand Schipfer, managing director of OeKB and Mohammed Jahangir Alam, chairman of GPH Group, were present, among others, at the function.

OeKB hands over ECA guarantee letter to GPH Ispat

Our Correspondent

CHITTAGONG June 6: Austrian control bank OeKB, handed over an ECA (Export Credit Agency) guarantee letter of US$ 94.85 million to GPH management at a programme in its Vienna head office recently.

With this Letter of Guarantee, it is now confirmed that GPH Ispat will get the loan at soft interest rate from BHF Bank of Germany.

Earlier on March 15, 2017, BHF Bank signed a contract with offshore units of 5 local banks led by UCB to disburse the above loans. The loan is payable within 12 years period including 2 years grace period with an interest rate of 6 months LIBOR + 1.4 per cent per annum.

The Chittagong-based steel maker GPH Ispat is utilising the loan for its expansion, which is going on in full swing. The technology that is being used in the expansion is not only the first of its kind in Bangladesh, but also in Asia. It will ensure world-class products and reduce the production cost, allowing the company to offer goods at competitive prices to the customers.

Mag. Ferdinand Schipfer, managing director of OeKB, Ortrun Suppanz, senior manager of OeKB, Mohammed Jahangir Alam, chairman of GPH Group, Md Almas Shimul, additional managing director of GPH Ispat, Kamrul Islam FCA, senior general manager and chief financial officer of GPH Ispat, Eng. Dr. ASM Sumon, head of project of GPH Ispat, Dr. Nahid Hasan, consultant of GPH Ispat, and representatives of Primetals Technologies of Austria were present at the function.

pankajdastider@gmail.com

ভোরের কাগজ



বর্ণাঢ্য মিলনমেলায় জিপিএইচ উৎসব সম্পন্ন

সমকাল



জিপিএইচ ইস্পাতের ১০ম বার্ষিক সভা

জিপিএইচ ইস্পাতের দশম বার্ষিক সাধারণ সভা সম্প্রতি চট্টগ্রাম ক্লাবে অনুষ্ঠিত হয়। কোম্পানির চেয়ারম্যান মো. আলমগীর কবিরের সভাপতিত্বে সভায় এমডি মো. জাহাঙ্গীর আলম, এএমডি মো. আলমাস শিমুল, মো. আবদুল আহাদ ও মো. আজিজুল হক, স্বতন্ত্র পরিচালক অধ্যাপক ড. মো. সালেহ উদ্দিন ও মো. বেলায়েত হোসেন, নির্বাহী পরিচালক আবু বকর সিদ্দিক, সিএফও কামরুল ইসলাম ও কোম্পানি সচিব আরাফাত কামালসহ শেয়ারহোল্ডাররা উপস্থিত ছিলেন। সভায় জিপিএইচ ইস্পাতের ৩০ জুন ২০১৬ সমাপ্ত সময়ের আর্থিক প্রতিবেদনসহ সব প্রতিবেদন অনুমোদিত হয়। এ ছাড়া শেয়ারহোল্ডারদের জন্য ১২% লভ্যাংশ অনুমোদন দেওয়া হয়। সভাপতি আলমগীর কবির বলেন, জিপিএইচ ইস্পাত শিল্পে আধুনিক প্রযুক্তি ও অবকাঠামোগত নিরাপত্তা বিধানের জন্য উচ্চমানে সম্পন্ন ও ভূমিকম্প সহনীয় গ্রেডেড স্টিল জিপিএইচ ইস্পাত তৈরি করছে।

The Daily Star

GPH donates 50 rickshaw-vans to CCC

STAFF CORRESPONDENT, *Ctg*

GPH Group, a leading steel manufacturer, yesterday donated 50 rickshaw-vans to the Chittagong City Corporation (CCC) to implement its door-to-door waste collection programme.

While addressing the handover ceremony at CCC premises, CCC mayor AJM Nasir Uddin said it is not possible to conduct all the development works by the government alone.

He also proposed GPH to take responsibility of the beautification of the road in front of Shah Amanat International Airport.

CCC councilors and high officials of GPH, including Additional Managing Director Mohammed Almas Shimul, were present at the ceremony.

সমকাল



উত্থিয়ার চ্যানেল পার্টনারদের সঙ্গে জিপিএইচের বৈঠক

দৈনিক জনকণ্ঠ

জিপিএইচের ১২ শতাংশ লভ্যাংশ ঘোষণা

GPH ispat ltd.
COMMITTED TO STRENGTH

Registered Office: Crown Chamber, 325 Asadgonj, Chittagong.

PROXY FORM

I/We .....
of .....
.....being a Shareholder of GPH Ispat Ltd do hereby appoint
Mr/Ms ..... Of
.....
as my/our proxy to attend and vote on my/our behalf at the 11th Annual General Meeting (AGM) of the Company to be held on Sunday, the 10th December, 2017 at 11.00 am at Chittagong Club Limited, S.S Khaled Road, Chittagong and at any adjournment thereof.

As witness my hand this ..... day of ..... 2017.

Affix Revenue Stamp of Tk. 20

.....
(Signature of the Shareholder)

.....
(Signature of the Proxy)

Number of Shares held _____

Shareholders BO ID No:

Note:

1. The proxy form duly filled up should reach to the Registered Office of the company not less than 48 hours before the time fixed for the meeting.
2. Signature of the Shareholder should agree with the specimen signature registered with the Company or BO Account/CDBL Record.

.....
Authorized Signature
GPH Ispat Ltd.

Signature Verified

GPH ispat ltd.
COMMITTED TO STRENGTH

Registered Office: Crown Chamber, 325 Asadgonj, Chittagong.

SHAREHOLDER'S ATTENDENCE SLIP

I/We hereby record my/our presence at the 11th Annual General Meeting of the Company to be held on Sunday, the 10th December, 2017 at 11.00 am at Chittagong Club Limited, S.S Khaled Road, Chittagong.

Name of the Shareholder/Proxy:.....

Shareholders BO ID No:

.....
Signature of Shareholder/Proxy

N.B: Please present this slip at the reception desk on the AGM date.

.....
Authorized Signature
GPH Ispat Ltd.

FAMAR STOCK

Back Side of Proxy Form

AMAR STOCK



SMART STOCK

GPH ispat ltd.

COMMITTED TO STRENGTH

Registered Office:
Crown Chamber,
325 Asadgonj, Chittagong 4000, Bangladesh
Phone : +880-31-631460 (PABX),
+880-31-2854997, 633007
Fax : +880-31-610995
E-mail : info@gphispat.com.bd

Dhaka Office:
Hamid Tower (3rd Floor), 24 Gulshan C/A,
Circle-2, Dhaka 1212.
Phone : +88-02-9840177
Fax : +88-02-9880366
E-mail : salesdhk@gphispat.com.bd
www.gphispat.com.bd

GPH ispat ltd.