ANNUAL REPORT 2016-2017



IFAD® AUTOS LIMITED

IFAD® Autos Limited AWARDED

"AA3" RATING

Standing on solid financial foundation with proven track record ,The Credit Rating Agency CRAB (Credit Rating Agency of Bangladesh Limited) has rated IFAD AUTOS LIMITED AA3 (Long Term) and ST-3 (Short Term Basis).

AAA STOCK

BANGLADESH ASSOCIATION OF PUBLICLY LISTED COMPANIES

Ref. No: CM-2017/024

BAPLC

Date of issue : 7th February 2017

Renewed Certificate

This is to certify that

IFAD AUTOS LIMITED

is an Ordinary Member of Bangladesh Association of Publicly Listed Companies *and is entitled to all the rights and privileges appertaining thereto.*

This certificate remains current until 31st December 2017.

Bangladesh Association of Publicly Listed Companies ★ BAPLC

Secretary-General
(Acting)

SHAREBOX



VISION

To ensure a favorable atmosphere in the transport sector in Bangladesh.



MISSION

Our mission is to provide Bangladesh with reliable modes of transportation; both passenger and cargo, to facilitate businesses maintain sustainability in their logistical and operational needs.

Company at a Glance

IFAD Autos Limited
Registration Number
C-17301(101/88)
Registered Office
Sonar Tori Tower (13th -18th Floor)
12, Bipanan C/A, Sonargaon Road,
Dhaka-1000, Phone: 9632753-62 Fax:
9632765, 9632759-60
Web:www.ifadgroup.com;email:
contact@ifadautos.com

About The Company

Since inception of IFAD Autos Limited, the name IFAD has been synonymous with the Automobiles. In June 2016 IFAD Autos Limited's total turnover (BDT) 10,239,393,588.00 As a leading transport company in Bangladesh IFAD presently traded as a "A" category share in the both Stock exchanges.

Standing on solid financial foundation with proven track record, The Credit Rating Agency CRAB (Credit Rating Agency of Bangladesh Limited) has rated IFAD AUTOS LIMITED AA3 (Long Term) and ST-3 (Short Term Basis).
IFAD Autos Limited has signed a joint venture agreement with Gulf Oil Bangladesh Limited, a subsidiary company of Gulf Oil International Limited (UK), with a view to subscribe 49% of its equity shares

Since 1985 – IFAD AUTOS has played a crucial role in building the transport industry of Bangladesh and now define the standards of this industry. IFAD Autos Limited was incorporated in Bangladesh on February 17, 1988 as a Private Limited Company and was subsequently converted into a Public Limited Company on 30 September, 2011 with the Registrar of Joint Stock Companies and Firms (RJSC&F) in Bangladesh under the Companies Act, 1994 and Listed on Dhaka Stock Exchange (DSE) & Chittagong Stock Exchange Ltd (CSE). The company underwent an IPO in late 2014 to mark its significant expansion in operations and traded as a "A" category in both Exchange.

The prime activity and operation of IFAD Autos Limited is importing, marketing and body-building of different models of Ashok Leyland's vehicles in Bangladesh through its own marketing staffs, dealers and selling agents in different districts of the country. Types of vehicles include AC Buses, Deluxe Buses, Goods Trucks, Dump Trucks, and Prime Movers etc. In addition the LCV range offers lighter cargo vehicles and passenger vans made by Ashok Leyland in joint venture with Nissan of Japan. Its customers group comprises both private and public sectors. IFAD Autos Limited is a sole and authorized distributor of ESCORTS Limited. IFAD Autos importing and marketing of different models of Farmtrac Brand like agricultural tractors, implements and other special construction equipments and spare parts. IFAD Autos Limited has signed a joint venture agreement with Gulf Oil Bangladesh Limited, with a view to subscribe 49% of its equity shares. IFAD has an integrated network for marketing it's trade products. It appoints dealers for different districts for promoting the market of it's imported vehicles. Presently, the company has sales outlet at Khulna, Rajshahi, Chittagong divisions which covers the districts viz. Jessore, Faridpur, Mymensingh, Rangpur, Comilla, Sylhet etc. Dhaka and it's adjoining areas are covered by it's head office.

BOARD OF DIRECTORS, CFO, CS & AUDITOR

Mr. Iftekhar Ahmed Tipu	: Chairman
Mr. Taskeen Ahmed	: Managing Director
Mrs. Nilufar Ahmed	: Director
Mr. Tanveer Ahmed	: Director
Mr. Tashfeen Ahmed	: Director
Mr. Md. Raqibul Islam,FCA	: Independent Director
Mr. Rezwan Ali	: Independent Director

Audit Committee

Mr. Raqibul Islam,FCA	: Chairman
Mr. Tanveer Ahmed	: Member
Mr. Tashfeen Ahmed	: Member
Mr. Md. Sirajul Islam	: Member Secretary

Company Secretary
Mr. Md. Sirajul Islam

Chief Financial Officer
Mrs. Mir Fatema Akter

Head of Internal Audit
Mr. Md. Hemayet Hossain,ACA

Statutory Auditors
AHMED ZAKER & CO.
CHARTERED ACCOUNTANTS

Corporate Governance Compliance Auditors
Ata khan & Co.
Chartered Accountants

AMARSTOCK

Profile of the Directors'



Iftekhar Ahmed Tipu
Chairman

Iftekhar Ahmed Tipu is a successful entrepreneur whose contribution has shaped the transport sector of Bangladesh. Taking up the sole dealership from Ashok Leyland, IFAD Autos Limited, started out in 1985 as the pioneering company of IFAD Group which has flourished under his leadership to cater to the country's transportation needs. Throughout the years his ambition and vision had materialized in the form of establishing one of the largest consumer food producing companies in Bangladesh. In addition he had set up a state of the art fish hatchery and also instituted a firm that represents one of the largest industrial compressor supplier in Bangladesh. He had success fully supplied double decker buses from Ashok Leyland four times to the Bangladesh Road Corporations under the Indian line on state credit.

The development of this group of companies exemplifies Mr. Iftekhar's dynamism and passion that goes behind establishing an organization which remains perpetually involved in the development of the nation. Amassing four decades of experience as a business personality, he had authored one of the best received books that questions national level problems and proposes pragmatic solutions. Thus in his pursuit of enlightening the nation, he had founded "The Daily Nabaraj" a nationally circulated news paper of which he is also editor in chief. As an active member of society, he holds the position of President of Bangladesh Automobiles Assemblers and Manufacturers Association (BAAMA), maintains membership in FBCCI and all major clubs in Bangladesh. Venerated by various entities for his perseverance, investment strategies, management capacity and economic contribution, Mr. Iftekhar has won many business awards. Finally, he is an active sponsor for the education and training for the handicapped, fueled by his belief in the welfare of people from all walks of life. A visionary leader, a charismatic conversationalist, a philanthropic character and a wonderful father.

Profile of the Directors'



Taskeen Ahmed
Managing Director

Taskeen Ahmed is the Deputy Managing Director of IFAD group and second son of the Chairman of IFAD. He had attended Independent University of Bangladesh and Rutgers University in New Jersey, USA having earned a Bachelor's degree in Business Management. He also pursued his MBA at North South University, Bangladesh.

Since 1999 he started work in IFAD Autos Ltd. representing Ashok Leyland in Bangladesh which currently supplies the majority of trucks, buses and light cargo vehicles in the market. Over the last decade vehicle sales of the company had increased ten-fold under his direction and currently markets over 3000 units annually. This development is accorded to his establishment of aggressive sales techniques, customer friendly credit/facilities and a robust credit recovery system, which now has brought IFAD Autos Ltd. to the forefront of the capital market - having had it's IPO in 2014. He is the acting Managing Director of IFAD Autos Ltd - which has been awarded the title of one of the largest and most credit worth the borrowers by the Bangladesh Bank.

In 2003 Mr. Taskeen Ahmed had taken IFAD brand name in to the country's agro sector having set up a large scale fish hatchery in Bhaluka, Mymensing under IFAD Agro Complex Ltd (IACL). Accredited by Cornell University and Thai Fish Research Institute, IACL has also been awarded the Prime Minister's Krisi Padak for its contribution to the country's agro sector.

Building upon the established network and brand name in the transportation industry - IFAD Motors Ltd. was established in 2014 led by. Mr. Taskeen, that would represent Atul Autos of India serving the three wheeler cargo and passenger market. In November 2015 Mr. Taskeen had taken up the role of President of India Bangladesh Chamber of Commerce and Industry (IBCCI).

Profile of the Directors'



Nilufar Ahmed

Director

Mrs. Nilufar Ahmed was born in 31st December 1956 in Faridpur District, Bangladesh. Her father's name is Mir Muzibur Rahman and mother's name is Mrs. Fatema Rahman. She is wife of Mr. Iftekhar Ahmed Tipu. She did her M.A in the year 1983 from the University of Dhaka. From 1987 she has been actively playing a vital role in IFAD Group. She is director of IFAD Group, IFAD Autos Ltd., IFAD Information and Technology Ltd., IFAD Auto Services Ltd. IFAD Enterprises Ltd., IFAD Agro Complex Ltd., IFAD Multi Products Ltd., IFAD Beverage Ltd and the Managing Director of IFAD Automobiles Ltd., She is also significant share-holder of IFAD Motors Ltd. and IFAD Salt and Chemical Ltd. Other than business, she is also engaged in many social affairs and she is a permanent member of Dhaka Ladies Club. In her personal life, she is a person of pleasant personality and loving mother of three sons.

AMARSTOCK

Profile of the Directors'



Tanveer Ahmed
Director

Tanveer Ahmed is the Managing Director of IFAD group and eldest son the Chairman of IFAD group. After completing his university from the United States, he started work in IFAD Autos Ltd. in 2001. In the following year, he had established the sole dealership of ELGI Equipments of India to supply Industrial Grade Air Compressor in Bangladesh as IFAD Enterprises Ltd.

It was under Mr. Tanveer's direction that IFAD took the true form of a Conglomerate in Bangladesh by expanding into the Consumer Foods Sector as IFAD Multi Products Ltd. in 2005. He believes that as a Brand IFAD has always maintained high standards to it's customers and so it is committed to provide the best quality food that sets itself apart from the rest- not only on pen and paper, but also in practice. What gives testament to his commitment – was the President's SME Award IFAD had received in 2011 for best Quality and Production Practices. Mr. Tanveer was the architect who pioneered the use of HACCP in Flour Production systems for the first time in Bangladesh for ensured hygiene and flour quality – which now has transcended to the ISO 22000 certification.

This meant that also all of IFAD's flour based products down the line carried the same quality standard. Going above and beyond in ensuring food safety, the company has currently adopted the BRC (British Retail Consortium) standard and is SEDEX compliant.

He is showcased in local business publications such as Arthokontho's Most Influential Young Businessmen but on the global stage he received and accepted The Bizz 2014 Business Excellence Award to IFAD group in Venice, Italy.

Mr. Tanveer had spearheaded campaigns that changed the game of Corporate Social Responsibility in Bangladesh. He is the founding supporter of the International Children's Animation and Cartoon Festival in Bangladesh and continues to support it going into its 3rd year. IFAD Go Green & Gomi Zero Bicycle Marathons were the first of its kind as well as IFAD Big Bangla Marathon Run in the city sponsored by IFAD Drinking Water. He stood in support to many more such endurance activities to raise environmental and tourism awareness.

Profile of the Directors'



Tashfeen Ahmed
Director

Tashfeen Ahmed is the Director of IFAD group and the youngest son of the Chairman of IFAD group. He has a Bachelor's Degree in finance from, University of Maryland and earned his MBA from American University in U.S.

In 2012 he commenced working for IFAD group by spearheading all branding activities of the group and establishing an in-house agency for design and development.

Following the establishment of IFAD Information and Technology Limited in 2014 he launched The Digital Professor - a digital solutions provider offering web development and digital marketing service!,. In 2016 IFAD IT introduced Vehicle Tracking Solutions as part of the product portfolio.

Concurrently, he manages the operations of IFAD Enterprises Ltd -the sole distributor of ELGI Equipments of India to supply Industrial Grade Air Compressors in Bangladesh. Since 2002 serving clients with over 2500 installations across the country and growing. Currently the company holds a leadership position in Industrial Air Compressor Sales and Service coverage in the country.

Mr. Tashfeen has also pioneered many campaigns for Corporate Social Responsibility in Bangladesh. He actively support the International Children's Animation and Cartoon festival in Bangladesh and founded campaigns to support street children through social media. He manages the philanthropic arm of IFAD Eggy that institutionally undertakes many CSR activities in the country.

Profile of the Directors'



Mr. Md. Raqibul Islam,FCA

Independent Director

Md. Raqibul Islam,FCA obtained his Master Degree in Accounting from Dhaka University and became a Qualified Chartered Accountant in 1997 and at present a Fellow Member of the Institute of Chartered Accountants of Bangladesh. He started his career as Executive in Rahimafrooz (Bangladesh) Ltd; ended as Manager -Finance & Accounts. Thereafter, he worked in Padma Textile Mills Ltd-a unit of Beximco Group, Pertex Beverage Ltd –a unit of Pertex Group as Head of Finance & Accounts, in Rangs Group of Companies as CFO, Finance Director. He is a partner of Aftab Ahmed & Co, Chartered Accountants and Finance Advisor of Rangs Group of Companies. He participated in different training program at home and abroad .He has long experience, over two decades in the field of Finance/Accounting & Corporate Affairs. He has been associated with Ifad Autos Ltd as independent director since November 05,2014

Profile of the Directors'



Rezwan Ali
Independent Director

Rezawan Ali is a dynamic sales person with over 15yrs+ of extensive experience in driving sales in Information Technology Industry. He was obtained Bachelor of Science (B, SC), Computer Science, during of period 1996-2000. Have worked extensively in various industry verticals like Government, Manufacturing, telecoms, banking and finance in large as well as small and medium enterprises. Track record for consistently exceeding multimillion dollar sales quota. Highly competitive, self-starter, who is organized, disciplined and goal oriented. Specialties Core Competencies - Account Development - Customer Relationship Building - Extremely Goal oriented – Large and complex solution deals - Marketing Skill - Channel Relation - Networking - Territory Management – Sales Best Practices - Regional Accounts - Leadership skill - Business Planning and account Strategy.

SMARTSTOCK

Executive Management



Mr. Uttiya Bakshi Abir

Executive Director



Mr. Arif Masud Chowdhury

Director Sales



Mr. Mir Mizanur Rahman

Director Project



Mrs. Mir Fatema Akter

Chief Financial Officer



Mr. Md. Sirajul Islam

Company Secretary



Mr. Md. Hemayet Hossain ACA

Head of internal Audit

Valued Bankers'

1. Social Islami Bank Limited	Panthapath Branch, Dhaka
2. ONE Bank Limited	Moghbazar Branch, Dhaka
3. Jamuna Bank Limited	Sonargaon Road Branch, Dhaka
4. Standard Bank Limited	Panthapath Branch, Dhaka
5. Export Import Bank of Bangladesh Limited	Panthapath Branch, Dhaka
6. United Commercial Bank Limited	Foreign Exchange Branch
7. IFIC Bank Limited	Dhanmondi Branch, Dhaka
8. The Premier Bank Limited	Elephant Road Branch, Dhaka
9. BRAC Bank Limited	Head Office
10. Mercantile Bank Limited	Satmasjid Road Branch, Dhaka
11. National Credit and Commerce Bank Limited	Dilkusha Branch, Dhaka
12. Bank Asia Limited	Corporate Branch, Dhaka
13. State Bank of India	Motijheel Branch, Dhaka
14. ShahjalalIslami Bank Limited	Kawran Bazar Branch, Dhaka
15. Trust Bank Limted	Kawran Bazar Branch, Dhaka
16. NRB Commercial Bank	Principal Branch
17. Commercial Bank of Ceylon	Corporate Branch
18. Midland Bank Ltd.	Gulshan Branch
19. South Bangla Agriculture & Commercial Bank Ltd.	Principle Branch
20. Modhumoti Bank Ltd.	Motijheel Branch
21. Prime Bank Ltd.	Kawran Bazar Branch

AMARSTOCK



The Chairman's Speech

Distinguished Shareholders, respected members of the Board, the dedicated management Team and the staff of IFAD Autos Limited.

Assalamu Alaikum

I would like to take the opportunity to welcome you at the 29th AGM of IFAD Autos Limited and also express my sincere gratitude and heartfelt thanks for your trust, confidence, continued support throughout the year. It is my pleasure to place the Annual Report of IFAD Autos Limited along with the audited financial statements,auditors' report and Directors' report thereon for the year ended June 30, 2017.

Dear Valued Shareholders,

We have concentrated to explore new and diversified avenues related to transport financing with aim of developing and maintaining a sound and sustainable portfolio. We experience a greater number of challenges as well as opportunities of a more unpredictable and complicated nature. This outcome calls for focus on sustainable business environment. Instead of significant economic challenges of over the year our performance shows that the company as on the right path in the year backed by the right integrated strategy having dynamic leadership to enhance the maximize the value of our shareholders.

Agreement with Gulf Oil Bangladesh Limited : IFAD Autos Limited has signed joint venture agreement with Gulf Oil Bangladesh Limited, a subsidiary company of Gulf Oil International Limited (UK), with a view to subscribe 49% of its equity shares. Gulf Oil Bangladesh Limited is engaged in importing and selling its renowned brands of lubricant, grease and car care products in Bangladesh.

Rights Share : Bangladesh Securities & Exchange Commission (BSEC) has approved the Rights Shares proposal at 26 September, 2017. The proposal was 62,192,000 Ordinary Shares of Tk.10.00 each issuing at a price of Tk.20.00 including a premium of Tk.10.00 each totaling Tk.1,243,840,000.00 offered on the basis of 2(R):5 (i.e. two rights shares for every five existing shares held). The purpose of issuance of Rights Share is to raise further paid up capital for expansion of the business, to meet the requirement of working capital and to pay off debts of the company.

Financial growth scenario :

Particulars	Previous Year	Current Year	Growth (%)
Turn over	Tk. 6,932,578,110.00	Tk. 10,239,393,588.00	47.70%
Number of Vehicle Sold	3821	5632	47.40%
Net Income	Tk. 595,136,835.00	Tk. 1,047,812,611.00	76.06%
Contribution to National Exchequer	Tk. 2052.7 (Million)	Tk. 3,115.08 (Million)	51.78%

Dividend : The Board of Directors recommended 21% cash dividend (Other than Sponsors & Directors) and 5% stock dividend for all shareholders for the financial year 2016-2017.

Equity and Shares : The company has increased its authorized share capital (200 Crore to 300 Crore) by the approval of its shareholders in its 5th EGM , held on 25 July , 2017. Paid up capital of the company increased to Tk. 155.48 Crore after issuing bonus share for the year 2015-2016.

I would like to thank all our staff for their dedication, board members for prudent guidance, heartfelt gratitude to all our valued shareholders and customers for their continued support & confidence in our brand and regulators' for their valuable opinion and support.

Thanking you,

Iftekhar Ahmed Tipu
Chairman



The Managing Director's Speech

Dear Honorable Shareholders,
Assalamu Alaikum,

I feel highly encouraged to submit a statement on the operations and overall business activities of IFAD Autos Limited for the financial year 2016-2017 thereof by you at this 29th Annual General Meeting.

Hope that the policy makers will consider this glorious success in the year of 2016-2017. We consolidate our business position in very competitive transport market in Bangladesh. As you know that the IFAD Autos Limited has signed joint venture agreement with Gulf Oil Bangladesh Limited, with a view to subscribe 49% of its equity shares at a cost of USD1.685 million. Gulf Oil Bangladesh Limited is engaged in importing and selling its renowned brands of lubricant, grease and car care products in Bangladesh. The investing amount financed from IFAD Autos Limited's own fund. IFAD Autos Limited provide a full line of heavy duty Trucks, Buses and special service vehicles from Ashok Leyland of India. In addition the LCV range offers lighter cargo vehicles and passenger vans made by Ashok Leyland in joint venture with Nissan of Japan and ESCORTS Limited, India, for importing and marketing of different models of Farmtrac Brand like agricultural tractors, implements , other special construction equipments and spare parts.

We believe that effective & efficient strategy, vibrant business operations, good working environment, transparency and good governance practices have a significant impact on the company's sustainability.

I also thank to all regulatory, specially the Bangladesh Securities and Exchange Commission (BSEC), Dhaka Stock Exchange Limited (DSE) , Chittagong Stock Exchange Limited (CSE) , Registrar of Joint Stock Companies & Firms (RJSC&F) and Central Depository Bangladesh Limited (CDBL) for their kind and continued support to the company from time to time.

In conclusion, I acknowledge with gratitude for the guidance and support given to me by the Board of Directors, management team, employees and workers for their support and collaboration, we believe and strive to make 2017-2018 a greater success for yours IFAD Autos Limited.

Taskeen Ahmed
Managing Director

Directors' Report



- Industry outlook, Segment wise performance
- Risk and concern, Bangladesh and Global economy
- Financial result & discussion on cost of goods sold, gross margin and net profit margin
- Extra- ordinary loss and gain
- Related party transactions
- IPO proceeds issue
- Board size, Board Meeting & Attendance
- Directors' appointment and re-appointment
- Remuneration of the Directors
- Independent Directors, CS, CFO & Head of Internal Audit
- Auditors, Audit Committee & External Statutory Auditors
- Duties of CEO and CFO
- Directors' responsibilities towards financial statements
- Key operating and Financial Data
- Reporting and compliance of corporate governance
- Directors' Involvement in other organization
- Corporate Social Responsibility (CSR)
- Subsidiary Company
- Dividend
- Contribution to National Exchequer
- Internal Control
- Significant Business Activities
- Management appreciation

Audit Committee Report

AMARSTOCK

Dear Shareholders,

We are delighted to present you the Audited Financial Statements of the Company for the year ended 30th June 2017, Auditors' report and the Directors' Report thereon along with Company's performance and other matters in terms of Companies ACT-1994 and the guideline issued by Bangladesh Securities and Exchange Commission & BAS (Bangladesh Accounting Standard).

Industry outlook:

The year, 2016 started on a much better note with a significantly improved operating environment from the beginning and successfully able to drive remarkable volume growth in our Business. Our management perceives that the economic trend will continue in the foreseeable future which will see good business profitability in the days to come.

Segment wise performance: (Graphical presentation)

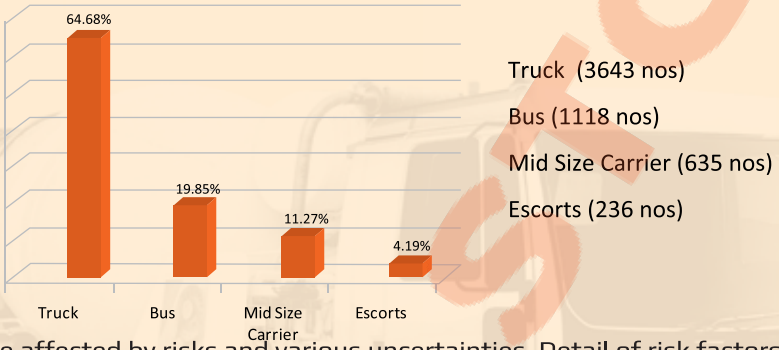

Risk and concern:

Any business may also be affected by risks and various uncertainties. Detail of risk factors and determining how to best handle such event is given on Risk Management report on note 2.30 of this report.

Bangladesh and Global Economy:

National and international statistical report has shown Bangladesh has secure a very consolidate position in the global economy. Bangladesh has entered GDP 7 % growth region recently. In financial year 2016-2017 the growth rate touched double figure in industrial sector where inflation rate decrease gradually. The geographical location also a big advantage for Bangladesh in competitive market in the economic world. Half of the total population is able to work (58% of the total population -approximately).

Prime economic index of Bangladesh

Particular	FY14	FY15	FY16	FY17
GDP Growth	6.06%	6.55.%	7.11%	7.24% (P)
Inflation (June)	6.97%	6.25%	5.53%	5.94%
Export Growth (July to June)	11.69%	3.39%	9.72%	1.72%
Import Growth (July to June)	8.92%	0.21%	5.45%	9.00%
Forex Reserve USD Billion (June)	21.51	25.03	30.14	33.41
Private Sector Credit Growth	12.27%	13.19%	16.78%	15.66%
FDI USD MILION	1480	1834	2004	1964

Source: Bangladesh Bank and Bureau of Statistics

PWC forecast Bangladesh as 23rd biggest economies by 2050. FORBES indicates Bangladesh will be in the 30th position in World in purchasing capability index. HSBC also forecast that Bangladesh will be the 3rd biggest economic power by 2050 and where CITI report that Bangladesh will be 4th biggest growth rating country in next 40 years.

Source: Dhaka Stock Exchange, key note- observing world investors' weeks-2017 by BSEC.

Financial Results
The Company's financial result for the year ended 30th June 2017 is as follows:

FINANCIAL RESULT AND APPROPIATION OF PROFIT:

Particulars	2017	2016
Sales Revenue	10,239,393,588	6,932,578,110
Total Comprehensive Income for the year	1,055,482,401	588,212,675
Dividend Paid Recommended	(132,153,125)	(425,500,000)
Adjustment short tax provision	-	6,534,972
Depreciation on revaluated PPE to Retained Earning	2,444,392	1,892,049
Previous year's surplus	2,125,033,443	1,946,969,588
Profit available for appropriations	3,043,137,321	2,125,033,443
opriations (dividend @26%)	199,292,830	132,153,125
Un-appropriated profit carried forward	2,843,844,491	1,992,880,318

A discussion on cost of goods sold, gross margin and net profit margin:

Profit from Operation	2016-2017	2015-2016	Growth (%)
Cost of Goods Sold	8,399,327,650.00	5,707,340,829	47.17%
Gross margin	1,840,065,938.00	1,225,237,281	50.18%
Net margin for the year	1,047,812,611.00	595,136,835	76.06%

Extra ordinary Loss and Gain:
There is no extra ordinary loss and gain during FY 2016-2017.

Related party transactions:
The company has various transactions with its sister concern which have been disclosed in related party transaction note 2.15 & 47 of the annual report.

IPO Proceeds issue:
IPO utilization proceeds work fully completed. Further to notify that the production of assembly unit and body building unit has been started from February 02, 2017 & November 01, 2017 respectively.

Board Size:
The number of members of the Board of Directors stands at 07 (including Two Independent Directors)

Board Meeting and Attendance:
The Board Meetings held regularly, during the year ended on June 30, 2017. A total of thirty (30) Board Meeting were held.

The attendance record of the directors is given below:

Name of Directors	Position	Attendance
Mr. Iftekhar Ahmed Tipu	Chairman	27
Mr. Taskeen Ahmed	Managing Director	29
Mrs. Nilufar Ahmed	Director	24
Mr. Tanveer Ahmed	Director	28
Mr. Tashfeen Ahmed	Director	28
Mr. Md. Raqibul Islam FCA	Independent Director	07
Mr. Rezwan Ali	Independent Director	06

Directors' Appointment and Re-Appointment:
With regard to the appointment, retirement and re-appointment of directors, the company is governed by its Articles of Association, the Companies Act. 1994 and other related legislations. Accordingly, the

following Directors of the Board will retire at the Annual General Meeting:
1. Mr. Iftekhar Ahmed Tipu
2. Mrs. Nilufar Ahmed

They are however eligible for re-appointment.
3. Mr. Taskeen Ahmed
Mr. Taskeen Ahmed , the managing Director being eligible for reappointment for the office of Managing Director subject to the consent of the shareholders in 29th Annual General Meeting(AGM) of the company.

Remuneration of the Directors:
The remuneration of the Directors has been mentioned in Note 33.00 of the Financial Statements.

Independent Directors:
Subject to the corporate governance guideline the Board of Directors has appointed Mr. Md. Raqibul Islam FCA and Mr. Md. Rezwan Ali as Independent Directors of the company for the period of three years which approved by shareholders in 27th AGM. They are eligible for re-appointment further for one terms according to the corporate governance guideline & subject to approval of shareholders in 29th AGM.

Company Secretary, Chief Financial Officer, Head of Internal Audit:
As per corporate governance of BSEC, the company has allocated the responsibilities as follows:

Company Secretary : Mr. Md. Sirajul Islam

Chief Financial Officer : Mrs. Mir Fatema Akter

Head of Internal Audit : Mr. Md. Hemayet Hossain ACA

Appointment of Auditors:
As per the Companies Act. 1994, the statutory auditors of the Company, Ahmed Zaker & Co. Chartered Accountants shall retire in this AGM. The Firm, being eligible, has offered their willingness to be re-appointed. The Board recommends their re-appointment for the year ending 2016-2017 and continuation till the next AGM at a fee of BDT 300,000 (Taka Three Lac only) plus VAT.

Audit Committee:
The Audit Committee, as a sub-committee of the Board of Director has been constituted with an Independent Director as Chairman and two other Directors as member. The company Secretary acts as Secretary to the Audit Committee. This committee assists the Board in ensuring that the financial statements reflect true and fair view of the state of affairs of the company. Audit committee is responsible to the Board of Directors and its roles and responsibilities are clearly set forth. The role of the Audit Committee has been stated in the annual audit committee report.

External Statutory Auditors:
BSEC guidelines are being strictly followed in engaging statutory Auditors.
The company did not engage its external/statutory auditors to perform the following services of the company;
i. Book keeping or other services related to the accounting records or financial statements.
ii. Actuarial services.
iii. Financial information systems design and implementation.
iv. Appraisal or valuation services or fairness opinions.
v. Broker-dealer services.
vi. Any other services that the audit committee determines.

➳ Partner or employees of the external audit firm has no share(s).

Duties of CEO & CFO:
The terms of reference and provision of BSEC regulations has been complied.
Statement from CEO & CFO on financial statement to the Board shown in **Annexure 01**

Directors Responsibilities for the Financial Statements:
In accordance with the Bangladesh Securities and Exchange Commission Notification No. BSEC/CMRRCD/2006-158/134/Admin/44 dated 07 August, 2012 the Directors are pleased to confirm the following:

The financial statements together with notes thereon have been drawn up in conformity with the Companies Act. 1994 and Bangladesh Securities and Exchange Rules 1987. These statements present fairly the companies state of affairs, the result of its operations, cash flow and changes in equity.

i. The pattern of shareholding is provided in **Annexure- 02** of the annual report.

ii. Proper books and accounts of the company have been maintained.

iii. The International Financial Reporting standards, as applicable in Bangladesh, have been followed in the preparation of the financial statements.

iv. Appropriate accounting policies have been applied consistently in preparation of the financial statements and the accounting estimates are based on reason able and prudent judgement.

v. The systems of internal control are sound and have been implemented and monitored effectively.

Key Operating and Financial Data:
Key operating and financial information of last five years as per requirement of the condition1.5 (xviii) of BSEC Notification No BSEC/CMRRCD/2006-158/134/Admin/44 dated 7 August, 2012 are presented as **Annexure- 03** titled under key operating and Financial data.

Reporting and Compliance of Corporate Governance:
Corporate Governance compliance report shown in **annexure-04**
Corporate Governance Compliance Certificate shown in **annexure-05**
Director's Involvement in other organization shown in **annexure-06**

Corporate Social Responsibility (CSR)
During the year,IFAD Autos Limited patronized National woman volleyball team for long term training program under the initiative of Bangladesh volleyball federation and creating public awareness and understanding of the challenges faced by families with autism child. The contributory amount in total Tk. 18,70,070/- (Eighteen lac seventy thousand seventy).

Subsidiary Company:
Ifad autos limited has no subsidiary company.

DIVIDEND:
The Board of Directors recommended 21% cash dividend (Other than Sponsors & Directors) and 5% stock dividend for all shareholders.

Contribution to National Exchequer:
During the financial year 2016-17 the company has contributed Tk. 3,115.08 (million) to the National exchequer.

Description	BDT(Million)
Income TAX	348.19
VAT	931.14
SD	1.72
CD	1293.30
RD	132.94
ATV	407.79
Total	3,115.08

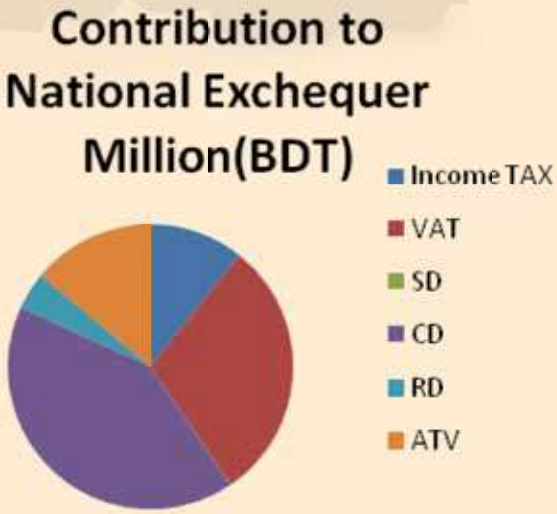

Internal Control:
To ensure internal control regarding risk management, financial control and compliance legislation, the company already has established an internal audit department to ensure internal control and compliance in place.

Significant Business Activities:

- **Gulf Oil Bangladesh:** IFAD Autos Limited has signed a Joint venture agreement with Gulf Oil Bangladesh Limited, a subsidiary company of Gulf Oil International Limited (UK), with a view to subscribe 49% of its equity shares.
- **Rights Share Issue:** Bangladesh Securities & Exchange Commission (BSEC) has approved the Rights Shares proposal on 26 September, 2017. The proposal was 62,192,000 Ordinary Shares of Tk.10.00 each issuing at a price of Tk.20.00 including a premium of Tk.10.00 each totaling Tk.1,243,840,000.00 offered on the basis of 2(R):5 (i.e. two rights shares for every five existing shares held). The purpose of issuance of Rights Share is to raise further paid up capital for expansion of the business, to meet the requirement of working capital and to pay off debts of the company. It's important to mention here that rights share offer approved by the shareholders of the company in its 5th Extra-ordinary General Meeting (EGM) held on July 25,2017.
- **Authorized Capital:** IFAD Autos Limited has increased its Authorized share capital (200 Crore to 300 Crore) by the approval of its shareholders in its 5th EGM held on July 25, 2017.

Management appreciation:
I would like to express my solemn gratitude to the Bangladesh Securities and Exchange Commission (BSEC), Dhaka Stock Exchange Limited (DSE) , Chittagong Stock Exchange Limited (CSE), Registrar of Joint Stock Companies & Firms (RJSC&F) and Central Depository Bangladesh Limited (CDBL), Stakeholders and valued shareholders for their kind and continued support to the company.

Thanking you,

On behalf of the Board of Directors,

Iftekhar Ahmed Tipu
Chairman

পরিচালনাপর্ষদের প্রতিবেদন

প্রিয় শেয়ারহোল্ডারবৃন্দ,
৩০জুন, ২০১৭ইং সমাপ্ত বৎসরের নিরীক্ষিত আর্থিক বিবরণী, নিরীক্ষকের প্রতিবেদন, পরিচালনাপর্ষদের প্রতিবেদন, কোম্পাণীর সামগ্রিক কার্যদক্ষতার রুপরেখা এবং অন্যান্য আনুষঙ্গিক বিষয়াদি ১৯৯৪ইং সালের কোম্পানী আইন, বাংলাদেশ সিকিউরিটিজ এন্ড এক্সচেঞ্জ কমিশন এবং বাংলাদেশ একাউন্টিং স্টান্ডার্ড অনুযায়ী আপনাদের নিকট উপস্থাপন করতে পেরে আনন্দিত।

কোম্পানীর বর্তমান চিত্র ঃ
২০১৬ইং অর্থবছরটি শুরু থেকেই চমৎকার ব্যবসা বান্ধব পরিবেশ দিয়ে শুরু হয়েছে এবং যার ফলস্বরূপ উল্লেখযোগ্য প্রবৃদ্ধি অর্জন সম্ভব হয়েছে। ব্যবস্থাপনা কর্তৃপক্ষের নিকট প্রতিয়মান হচ্ছে যে, বর্তমান অর্থনৈতিক অগ্রগতি ভবিষৎতেও অব্যাহত থাকবে।

খাতভিত্তিক মূল্যায়নঃ "রেখাচিত্রের মাধ্যমে প্রকাশ"

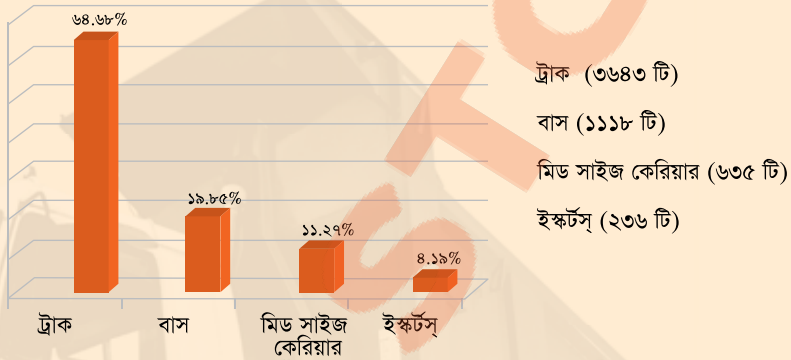

ঝুঁকি ও ব্যবস্থাপনা:-
যে কোন ব্যবসা প্রতিষ্ঠান ব্যবসার ক্ষেত্রে বিভিন্ন ঝুকি ও অনিশ্চিয়তার মধ্যে পরতে পারে, বিভিন্ন ঝুকি এবং তার ব্যবস্থাপনার প্রক্রিয়া আর্থিক বিবরনীর টীকা ২.৩০ তে বিশদভাবে উল্লেখ আছে।

বাংলাদেশ এবং বিশ্ব অর্থনীতি :-
জাতীয় ও আন্তর্জাতিক মহলে প্রকাশিত বিভিন্ন পরিসংখ্যান অনুযায়ী বাংলাদেশ বেশ ভালো অবস্থানে আছে। সম্পৃতি বাংলাদেশ ৭% জি.ডি.পি প্রবৃদ্ধি অঞ্চলে প্রবেশ করেছে এবং ২০১৭-১৮ইং অর্থ বছরে বাংলাদেশে প্রকাশিত জি.ডি.পি প্রবৃদ্ধির হার ৭.৪%। ২০১৬-১৭ইং অর্থ বছরে শিল্পখাতে প্রবৃদ্ধির হার দ্বৈত সংখ্যায় পৌছেছে এবং মুদ্রাস্ফীতিও ক্রমহ্রাসমান। বাংলাদেশ ভৌগলিক অবস্থানগত কারনে প্রতিযোগীতামূলক বাজারে বেশ কিছু সুবিধা পেয়ে থাকে। বাংলাদেশের মোট জনসংখ্যার অর্ধেকেরও বেশী কর্মক্ষম (মোট জনসংখ্যার শতকরা ৫৮ শতাংশ প্রায়)।

বাংলাদেশের প্রধান অর্থনৈতিক সূচকগুলোর তথ্য নিম্নরূপ :-

বিবরণ	অর্থবছর ২০১৪ইং	অর্থবছর ২০১৫ইং	অর্থবছর ২০১৬ইং	অর্থবছর ২০১৭ইং
জি.ডি.পি বৃদ্ধি	৬.০৬%	৬.৫৫%	৭.১১%	৭.২৪% (পি)
মুদ্রাস্ফীতি (জুন)	৬.৯৭%	৬.২৫%	৫.৫৩%	৫.৯৪%
রপ্তানি বৃদ্ধি (জুলাই-জুন)	১১.৬৯%	৩.৩৯%	৯.৭২%	১.৭২%
আমদানি বৃদ্ধি (জুলাই-জুন)	৮.৯২%	০.২১%	৫.৪৫%	৯.০০%
বৈদেশিক রির্জাভ - ইউ এস ডি বিলিয়ন (জুন)	২১.৫১	২৫.০৩	৩০.১৪	৩৩.৪১
বেসরকারি ঋণ বৃদ্ধি	১২.২৭%	১৩.১৯%	১৬.৭৮%	১৫.৬৬%
এফ.ডি.আই - ইউ এস ডি (মিলিয়ন)	১,৪৮০	১,৮৩৪	২,০০৪	১,৯৬৪

সূত্র ঃ বাংলাদেশ ব্যাংক এবং পরিসংখ্যান ব্যুরো।

পিডব্লিউসি এর মতে ২০৫০ সালের মধ্যে বাংলাদেশ ২৩তম বৃহত্তম অর্থনীতি হবে। এইচএসবিসি বাংলাদেশকে ২০৫০ সালের মধ্যে ৩য় তম বৃহত্তম অর্থনৈতিক দেশ হিসেবে অন্তর্ভূক্ত করেছে। সিটি প্রকাশ করেছে বাংলাদেশ আগামী ৪০ বছরের মধ্যে ৪র্থ বৃহত্তম প্রবৃদ্ধির দেশ হবে।

সূত্রঃ ঢাকা ষ্টক এক্সচেঞ্জ,

বিশ্ব বিনিয়োগ সপ্তাহ ২০১৭, বাংলাদেশ সিকিরিউটিজ এন্ড এক্সচেঞ্জ কমিশন।

আর্থিক ফলাফল

৩০শে জুন, ২০১৭ইং অনুযায়ী আর্থিক ফলাফল নিম্নরুপ ঃ-

আর্থিক ফলাফল ও বন্টনযোগ্য মুনাফা ঃ

বিবরণ	২০১৭	২০১৬
বিক্রয় মূনাফা	১০,২৩৯,৩৯৩,৫৮৮	৬,৯৩২,৫৭৮,১১০
সমন্বিত বাৎসরিক মোট আয়	১,০৫৫,৪৮২,৪০১	৫৮৮,২১২,৬৭৫
প্রদেয় লভ্যাংশ	(১৩২,১৫৩,১২৫)	(৪২৫,৫০০,০০০)
সমন্বিত স্বল্প মেয়াদি কর সঞ্চিতি	-	৬,৫৩৪,৯৭২
সংরক্ষিত আয়ের পিপিই'র পূনঃ মূল্যায়িত অবচয়	২,৪৪৪,৩৯২	১,৮৯২,০৪৯
বিগত বছরের উদ্বৃত্ত	২,১২৫,০৩৩,৪৪৩	১,৯৪৬,৯৬৯,৫৮৮
বন্টনযোগ্য মুনাফা	৩,০৪৩,১৩৭,৩২১	২,১২৫,০৩৩,৪৪৩
প্রস্তাবিত বন্টনযোগ্য লভ্যাংশ ১৭%	১৯৯,২৯২,৮৩০	১৩২,১৫৩,১২৫
অবন্টিত মুনাফা (পরবর্তী জের)	২,৮৪৩,৮৪৪,৪৯১	১,৯৯২,৮৮০,৩১৮

বিস্তারিত পন্য বিক্রির খরচ, মোট মুনাফা ও নীট মুনাফা ঃ

পরিচালনা মূনাফা	২০১৬-২০১৭	২০১৫-২০১৬	প্রবৃদ্ধির হার (%)
পন্যের বিক্রয় খরচ	৮,৩৯৯,৩২৭,৬৫০.০০	৫,৭০৭,৩৪০,৮২৯	৪৭.১৭%
মোট লাভ	১,৮৪০,০৬৫,৯৩৮.০০	১,২২৫,২৩৭,২৮১	৫০.১৮%
বাৎসরিক নীট লাভ	১,০৪৭,৮১২,৬১১.০০	৫৯৫,১৩৬,৮৩৫	৭৬.০৬%

অস্বাভাবিক লাভ ও ক্ষতিঃ-

বর্তমান অর্থ বৎসরে ইফাদ অটোস লিমিটেড এ তাৎপর্যপূর্ণ অস্বাভাবিক কোন লাভ অথবা ক্ষতি হয় নাই ।

সংশ্লিষ্ট অংশীদারিত্বের লেনদেনঃ-

মূল কোম্পানীর সাথে লেনদেনকৃত বিষয় সমূহ বার্ষিক প্রতিবেদন এর (নোট ২.১৫ এবং ৪৭) পৃষ্ঠায় বিস্তারিত বর্ণিত আছে ।

গণপ্রস্তাব হতে সংগৃহীত তহবিলের ব্যবহারঃ-

গণপ্রস্তাব হতে সংগৃহীত তহবিল সম্পূর্ণভাবে ব্যবহৃত হয়েছে । আপনাদেরকে অবহিত করা হচ্ছে যে, অ্যাসেম্বিলি ইউনিট এবং বডি বিল্ডিং ইউনিটের উৎপাদন কার্যক্রম যথাক্রমে ফেব্রুয়ারী ০২,২০১৭ইং এবং নভেম্বর ০১,২০১৭ইং হতে শুরু করেছে ।

পরিচালনা পর্ষদ সদস্য সংখ্যাঃ-

দুইজন স্বতন্ত্র পরিচালকসহ পরিচালনা পর্ষদের সংখ্যা সাত (৭) জন যা বাংলাদেশ সিকিউরিটিজ এন্ড এক্সচেঞ্জ কমিশন কর্তৃক নির্ধারিত সীমার মধ্যে রয়েছে ।

পরিচালক সভা ও উপস্থিতি ঃ-

পরিচালনা পর্ষদের সভা নিয়মিত অনুষ্ঠিত হয়ে থাকে বিশেষভাবে উল্লেখ্য যে, ৩০শে জুন ২০১৭ইং সমাপ্ত অর্থ বৎসরে ৩০টি সভা অনুষ্ঠিত হয়েছে । উক্ত সভার উপস্থিতি তালিকা নিম্নে উল্লেখ করা হলো ঃ-

পরিচালকবৃন্দের নাম	পদবী	উপস্থিতি
জনাব, ইফতেখার আহমেদ টিপু	চেয়ারম্যান	২৭
জনাব, তাসকিন আহমেদ	ব্যবস্থাপনা পরিচালক	২৯
জনাবা, নীলুফার আহমেদ	পরিচালক	২৪
জনাব, তানভীর আহমেদ	পরিচালক	২৮
জনাব, তাসফীন আহমেদ	পরিচালক	২৮
জনাব, মোঃ রাকিবুল ইসলাম, এফসিএ	স্বতন্ত্র পরিচালক	০৭
জনাব, রেজওয়ান আলী	স্বতন্ত্র পরিচালক	০৬

পরিচালক অবসরগ্রহন ও পূনঃ নিয়োগ ঃ-

পরিচালকদের অবসরগ্রহন ও পূনঃ নিয়োগের ক্ষেত্রে কোম্পানীর সংঘবিধি, কোম্পানী আইন ১৯৯৪ইং এবং নিয়ন্ত্রনকারী সংস্থা সমূহ কর্তৃক বিভিন্ন সময়ে জারীকৃত নিয়ম-কানুন ও প্রজ্ঞাপন অনুসরণ করা হয়েছে । এরই প্রেক্ষিতে নিম্নোক্ত পরিচালকগণ আসন্ন বার্ষিক সাধারণ সভায় অবসর গ্রহন করবেন ।

১। জনাব, ইফতেখার আহমেদ টিপু।
২। জনাবা, নিলুফার আহমেদ।
৩। জনাব, তাসকিন আহমেদ

তাঁরা পূনঃ নিয়োগের যোগ্য বিধায় পূনঃ নির্বাচিত হওয়ার ইচ্ছা প্রকাশ করেছেন।
ব্যবস্থাপনা পরিচালক জনাব তাসকিন আহমেদ, যোগ্য বিধিায় পুনরায় ব্যাবস্থাপনা পরিচালক হিসেবে ২৯তম বার্ষিক সাধারণ সভার অনুমোদন সাপেক্ষে নিয়োগ প্রাপ্ত হবেন।

পরিচালকদের পারিতোষিক ঃ-
পরিচালকগণের পারিতোষিক আর্থিক বিবরনীর (নোট ৩৩) উল্লেখিত আছে।

স্বতন্ত্র পরিচালক ঃ
শেয়ারহোল্ডারগনের অনুমতিক্রমে জনাব মোঃ রাকিবুল ইসলাম, এফ সি এ এবং জনাব রেজওয়ান আলীকে স্বতন্ত্র পরিচালক হিসেবে ২৭তম বার্ষিক সাধারণ সভায় তিন (৩) বছরের জন্য নিয়োগ দান করা হয়েছে। স্বতন্ত্র পরিচালকগন পুনরায় নিয়োগের যোগ্য বিধায় প্রাতিষ্ঠানিক সুশানের নীতিমালা অনুযায়ী আরো একটি মেয়াদের জন্য ২৯তম বার্ষিক সাধারণ সভার অনুমোদন সাপেক্ষে নিয়োগ প্রাপ্ত হবেন।

কোম্পানী সচিব, প্রধান আর্থিক কর্মকর্তা এবং অভ্যন্তরীণ প্রধান নিরীক্ষক ঃ-

কোম্পানী সচিব	: মোঃ সিরাজুল ইসলাম
প্রধান আর্থিক কর্মকর্তা	: মীর ফাতেমা আক্তার
অভ্যন্তরীণ প্রধান নিরীক্ষক	: মোঃ হেমায়েত হোসেন, এসিএ

বিধিবদ্ধ নিরীক্ষক নিয়োগ ঃ-
কোম্পানীর বর্তমান বিধিবদ্ধ নিরীক্ষক হলেন আহমেদ জাকের এন্ড কোং, চার্টার্ড একাউন্টেন্টস। তারা আসন্ন বার্ষিক সাধারণ সভায় অবসর গ্রহণ করবেন এবং পূনরায় নিয়োগের যোগ্য বিধায় তাঁরা পূনঃ নিয়োগের আগ্রহ প্রকাশ করেছেন। পরিচালনা পর্ষদ বাৎসরিক (৩,০০,০০০/=) তিন লক্ষ (ভ্যাট ব্যতিত) টাকা পারিশ্রমিকের ভিত্তিতে তাঁদের পূনঃ নিয়োগের সুপারিশ করেছেন এবং তাঁদের মেয়াদকাল হবে পরবর্তী বার্ষিক সাধারণ সভা পর্যন্ত।

নিরীক্ষা কমিটি ঃ-
পরিচালনা পর্ষদ এর উপ-কমিটি হিসাবে একজন স্বতন্ত্র পরিচালককে চেয়ারম্যান এবং অন্য দুইজন পরিচালককে সদস্য নির্বাচিত করে নিরীক্ষা কমিটি গঠন করা হয়েছে। কোম্পানী সচিব নিয়মানুসারে উক্ত কমিটির সচিব হিসাবে দায়িত্ব পালন করছেন। উক্ত কমিটি পর্ষদকে আর্থিক বিবরনী যথার্থতা সম্পর্কে নিশ্চয়তা প্রদান করে সহযোগীতা এবং পর্যবেক্ষণ করছেন। নিরীক্ষা কমিটি পর্ষদের নিকট তাদের ভূমিকা এবং দায়িত্বের জন্য দায়বদ্ধ যা, কোম্পানী এবং নিয়ন্ত্রক সংস্থা কর্তৃক নির্ধারিত। নিরীক্ষা কমিটির কার্যাবলী বার্ষিক প্রতিবেদনে লিপিবদ্ধ করা হয়েছে।

বিধিবদ্ধ বহিঃ-নিরীক্ষক ঃ-
সংবিধিবদ্ধ বহিঃ-নিরীক্ষক নিয়োগের ক্ষেত্রে বাংলাদেশ সিকিউরিটিজ এন্ড এক্সচেঞ্জ কমিশন কর্তৃক নির্ধারিত নিয়মাবলী যথাযথভাবে অনুসরণ করা হয়েছে। নিম্নলিখিত কার্য সমূহ সম্পাদন করার জন্য সংবিধিবদ্ধ বহিঃ-নিরীক্ষক সম্পৃক্ত হয়নাই যথা ঃ-

১। হিসাব বহি সংরক্ষণ, হিসাব সংরক্ষণ এবং আর্থিক বিবরনী সম্পর্কিত সেবা সমূহ;
২। আহিলকার সংক্রান্ত সেবা সমূহ;;
৩। আর্থিক তথ্য ব্যবস্থা প্রণয়ন এবং বাস্তবায়ন
৪। সেবার মূল্যায়ন ও নিরপেক্ষ মতামত;
৫। ব্রোকার-ডিলার সেবা সমূহ;
৬। নিরীক্ষা কমিটি কর্তৃক অন্য যে কোন সিদ্ধান্ত।

- বহিঃ-নিরীক্ষক ফার্মের কোন অংশীদার বা কর্মকর্তাদের এই প্রতিষ্ঠানের কোন শেয়ার নেই।

প্রধান নির্বাহী কর্মকর্তা এবং প্রধান অর্থ কর্মকর্তা এর দায়িত্ব সমূহ ঃ-
- কোম্পানীর সংঘবিধি, বাংলাদেশ সিকিউরিটিজ এন্ড এক্সচেঞ্জ কমিশন এর নির্দেশনা অনুসরণ করা হয়েছে।
- আর্থিক বিবরনী প্রস্তুতের ক্ষেত্রে প্রধান নির্বাহী কর্মকর্তা এবং প্রধান অর্থ কর্মকর্তার বিবৃতি **সংযুক্তি- ১** বর্ণিত হয়েছে।

আর্থিক বিবরনী প্রণয়নে পরিচালকগণের দায়বদ্ধতা ঃ-
বাংলাদেশ সিকিউরিটিজ এন্ড এক্সচেঞ্জ কমিশন এর নোটিফিকেশন নাম্বার (বিএসইসি/সিএমআরআরসিডি/২০০৬-১৫৮/১৩৪/এডমিন/৪৪) তারিখ ৭ আগষ্ট ২০১২ইং অনুযায়ী তৈরী করতে পেরে আনন্দিত যা, নিম্নরুপে বর্ণিত হলো ঃ-

নোটসহ আর্থিক বিবরনী কোম্পানী আইন ১৯৯৪ইং এবং বাংলাদেশ সিকিউরিটিজ এন্ড এক্সচেঞ্জ বিধি ১৯৮৭ইং এর সাথে সামঞ্জস্যতা বজায় রেখে প্রস্তুত করা হয়েছে। উক্ত বিবরনীতে কোম্পানীর অবস্থা পরিচালনাগত ফলাফল নগদপ্রবাহ, ইকুইটি পরিবর্তন নিরপেক্ষতার সাথে উপস্থাপিত হয়েছে।

১। শেয়ারমালিকানার ধরণ সংযোজনী **সংযুক্তি- ০২** তে প্রদর্শিত হয়েছে
২। কোম্পানীর হিসাব বহি এবং হিসাব সমূহ সঠিক ভাবে সংরক্ষিত করা হয়েছে।
৩। আর্থিক বিবরনী প্রস্তুতির ক্ষেত্রে বাংলাদেশে গৃহীত আন্তর্জাতিক হিসাব প্রতিবেদন মান অনুসরণ করা হয়েছে।
৪। অভ্যন্তরীণ নিয়ন্ত্রণ ব্যবস্থা বিদ্যমান এবং যাহা কার্যকরভাবে পর্যবেক্ষণ ও বাস্তবায়িত হয়ে আসছে।
৫। আর্থিক বিবরনী প্রস্তুতির ক্ষেত্রে ধারাবাহিক হিসাব বিজ্ঞান নীতি অনুসরণ করা হয়েছে, যা যুক্তিসংগত এবং বিচক্ষণতার সাথে সম্পাদন করা হয়েছে।

প্রধান আর্থিক ও পরিচালনাগত তথ্যসমূহ ঃ-
বিএসইসি/সিএমআরআরসিডি/২০০৬-১৫৮/১৩৪/এডমিন/৪৪) তারিখ ৭ আগষ্ট ২০১২ইং শর্ত-১.৫ (১৮) অনুসারে বিগত ৫ বছরের প্রধান আর্থিক ও পরিচালনাগত তথ্যসমূহ **সংযুক্তি- ০৩** তে প্রদর্শিত হয়েছে।

প্রাতিষ্ঠানিক সুশাসন ও প্রতিপালন ঃ-

প্রাতিষ্ঠানিক সুশাসন এর সকল শর্ত প্রতিপালন করা হয়েছে যা, **সংযুক্তি - ০৪** এ উল্লেখ করা হয়েছে।

প্রাতিষ্ঠানিক সুশাসন এর প্রাপ্ত সনদ **সংযুক্তি -০৫** এ প্রদর্শিত হয়েছে।

পরিচালকবৃন্দের অন্যান্য প্রতিষ্ঠানের সঙ্গে সংশ্লিষ্টতা **সংযুক্তি -০৬** এ প্রদর্শিত হয়েছে।

প্রাতিষ্ঠানিক সামাজিক দায়বদ্ধতা (সি এস আর) ঃ-
বিগত অর্থবছরে ইফাদ অটোস লিমিটেড বাংলাদেশ ভলিবল ফেডারেশনের সহায়তায় দীর্ঘমেয়াদী প্রশিক্ষন কার্যক্রমের পৃষ্ঠপোষকতা করে এবং অটিজম বিষয়ে পারিবারিক ও গণসচেনতা বৃদ্ধিতে আর্থিক সহায়তা প্রদান করে। উক্ত খাতে সমূহে সহায়তার আর্থিক মূল্য ১৮,৭০,০৭০/- টাকা।

সহায়ক প্রতিষ্ঠান ঃ-
ইফাদ অটোস্ লিমিটেড এর কোন সহায়ক প্রতিষ্ঠান নাই।

লভ্যাংশ ঃ-
পরিচালনা পর্ষদ ২০১৬-২০১৭ইং অর্থবছরের জন্য ২১% নগদ লভ্যাংশ(পরিচালক এবং উদ্যোক্তা ব্যতিত) এবং স্টক ৫% সকল শেয়ার হোল্ডারদের জন্য সুপারিশ করেছে।

সরকারী কোষাগারে অবদান ঃ-
ইফাদ অটোস্ লিমিটেড ২০১৬-২০১৭ইং অর্থবৎসরে সরকারী কোষাগারে ৩,১১৫.০৮ টাকা (মিলিয়ন) পরিশোধ করেছে।

বিবরণ	টাকা (মিলিয়ন)
আয়কর	৩৪৮.১৯
ভ্যাট	৯৩১.১৪
এসডি	১.৭২
সিডি	১২৯৩.৩০
আরডি	১৩২.৯৪
এটিভি	৪০৭.৭৯
সর্বমোট	৩,১১৫.০৮

সরকারী কোষাগারে অবদান টাকা (মিলিয়ন)

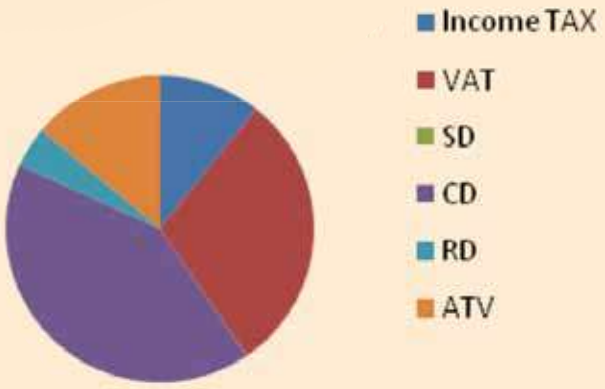

অভ্যন্তরীণ নিয়ন্ত্রন ব্যবস্থা ঃ-
অভ্যন্তরীণ নিয়ন্ত্রন ব্যবস্থা নিশ্চিতকরণ তথা ঝুঁকি ব্যবস্থাপনা, আর্থিক নিয়ন্ত্রন ও নীতি সমূহের প্রতিপালনের জন্য প্রতিষ্ঠানটি ইতিমধ্যে একটি শক্তিশালী অভ্যন্তরীণ নিরীক্ষা বিভাগ প্রতিষ্ঠা করেছে।

উল্লেখযোগ্য ব্যবসায়ীক কার্যক্রম ঃ-

◆ **গাল্‌ফ অয়েল বাংলাদেশ লিমিটেড এর সাথে চুক্তি স্বাক্ষর ঃ-**
ইফাদ অটোস লিমিটেড ও গালফ অয়েল বাংলাদেশ লিমিটেডের মধ্যে একটি চুক্তি স্বাক্ষরিত হয়েছে। চুক্তি অনুযায়ী ইফাদ অটোস লিমিটেড গাল্‌ফ অয়েল বাংলাদেশ লিমিটেডের ৪৯% ইকুয়টি শেয়ার ক্রয় করবে।

◆ **রাইট শেয়ারঃ-**
ইফাদ অটোস লিমিটেডের শেয়ারহোল্ডারগণ ৫ম বিশেষ সাধারণ সভায় ৬২,১৯২,০০০টি সাধারন শেয়ারের বিষয়টি অনুমোদন দান করেন যা ১০.০০ (দশ) টাকা প্রিমিয়াম সহ মোট ২০.০০ (বিশ) টাকা মূল্য অনুমোদন করা হয়। উক্ত রাইট শেয়ার বাংলাদেশ সিকিরিউটিজ এন্ড এক্সচেঞ্জ কমিশন (বি.এস.ই.সি) কর্তৃক ২৭ সেপ্টেম্বর ২০১৭ইং অনুমোদিত হয়। প্রতি ৫টি শেয়ার এর বিপরীতে ২টি রাইট শেয়ার প্রদান করার প্রস্তাব গ্রহন করা হয়। উল্লেখিত অর্থ ব্যবসা সম্প্রসারণ, কার্যকরী মূলধন সংস্থান ও ঋণ পরিশোধের জন্য ব্যবহৃত হবে।

◆ **অনুমোদিত মূলধনঃ-**
ইফাদ অটোস লিমিটেড অনুমোদিত মূলধন ২০০ কোটি হতে ৩০০ কোটি টাকায় বৃদ্ধি করেছে যা, ২৫ জুলাই ২০১৭ইং অনুষ্ঠিত ৫ম বিশেষ সাধারণ সভায় অনুমোদিত হয়।

কৃতজ্ঞতা স্বীকার ঃ-
বিশেষভাবে কৃতজ্ঞতা জ্ঞাপন করছি বাংলাদেশ সিকিউরিটিজ অ্যান্ড এক্সচেঞ্জ কমিশন (বি.এস.ই.সি), ঢাকা স্টক এক্সচেঞ্জ লিমিটেড (ডি.এস.ই), চট্রগ্রাম স্টক এক্সচেঞ্জ লিমিটেড (সি.এস.ই) ও রেজিস্ট্রার অব জয়েন্ট স্টক কোম্পানীজ এন্ড ফার্মস (আর.জে.এস.সি এন্ড এফ), সেন্ট্রাল ডিপোজিটরি বাংলাদেশ লিঃ (সি.ডি.বি.এল), শেয়ারহোল্ডারগণ এবং সকল অংশীদারদের তাদের অব্যহত সহযোগীতার জন্য।

ধন্যবাদান্তে,

পরিচালনা পর্ষদের পক্ষে,

ইফতেখার আহমেদ টিপু
চেয়ারম্যান

Annexure 01

Declaration on Financial Statements by Managing Director and CFO to the Board of Directors

The Board of Directors
IFAD Autos Limited
Sonar Tori Tower (13th - 18th Floor)
12, Biponon C/A, Sonargaon Road, Dhaka.

Sub : MD and CFO's Declaration to the Board of directors

Dear Sir/Madam(s),
In compliance with the condition no. 6 imposed by Bangladesh Securities & Exchange Commission's Notification No.SEC/CMRRCD/2006-158/134/Admin/44 dated 7 August 2012 issued under section 2CC of the Securities & Exchange Ordinance, 1969, We do hereby certify to the Board that:

(i) We have reviewed Financial Statements for the year and that to the best of our knowledge and belief:

a) these statements do not contain any materially untrue statement or omit any material fact or contain statements that might be misleading;

b) these statements together present a true and fair view of the Company's affairs and are in compliance with existing accounting standards and applicable laws;

(ii) There are, to the best of knowledge and belief, no transactions entered into the Company during the year which are fraudulent, illegal or violation of the Company's code of conduct;

Yours truly,

Taskeen Ahmed
Managing Director

Mir Fatema Akter
Chief Financial Officer

Annexure 02

The pattern of Shareholding Position (as per Corporate Governance Guideline SEC Notification dated 7th August,2012) of Directors, Chief Executive Officer, Company Secretary, Chief Financial Officer, Head Of Internal Audit and their Spouses & Minor Children and other Executives as on 30June,2016.

(i)	Name of the Parent/subsidiary/Associated companies and other related parties	Position	Shareholding Status	%
1	IFad Multi Products (Represented by Tanveer Ahmed)	Shareholder	3,043,014	1.96%
2	IFAD Enterprises Limited (Represented by Tanveer Ahmed)	Shareholder	3,043,014	1.96%
3	IFAD Agro Complex(Represented by Tanveer Ahmed)	Shareholder	1,352,000	0.87%
4	IFAD Salt and Chemical Limited	Shareholder	2,144,103	1.38%
(ii)	**Directors and Sponsors**			
1	Mr. Iftekhar Ahmed Tipu	Chairman	51,967,500	33.42%
2	Mr. Taskeen Ahmed	Managing Director	11,407,500	7.34%
3	Mr. Tanveer Ahmed	Director	11,407,500	7.34%
4	Mrs. Nilufar Ahmed	Director	12,675,000	8.15%
5	Mr. Tashfeen Ahmed	Director	10,140,200	6.52%
6	Mr. Md. Raqibul Islam FCA	Independent Director	Nil	Nil
7	Mr. Rezwan Ali	Independent Director	Nil	Nil
(iii)	**Director and Sponsor and Their spouses and Minor Children**	**N/A**	**Nil**	**Nil**
(iv)	**Chief Financial Officer, Company Secretary, Head of Internal Audit and spouses & Minor Children**			
1	Mrs. Mir Fatema Akter	Chief Financial Officer	Nil	Nil
2	Mr. Md. Sirajul Islam	Company Secretary	Nil	Nil
3	Mr. Md. Hemayet Hossain ACA	Head Of Internal Audit	Nil	Nil
4	Their Spouses and Minor Children	-------	Nil	Nil
(v)	**Top 5 salaried executive other than those Executives mentioned under**			
1	Mr.Uttiya Bakshi Abir	Executive Director	Nil	Nil
2	Mr.Arif Masud Chowdhury	Director Sale	2,915,000	1.87%
3	Mr. S.M. Rohmat Ullah	Assistant Director	Nil	Nil
4	Mr. Golam Saklaen Miah	General Manager Finance	Nil	Nil
5	Mr. Md. Hafizur Rahman Manik	General Manager Marketing	Nil	Nil
(vi)	**Shareholders Holding 10% or more (v) Voting interest in the Company**	**N/A**	**Nil**	**Nil**

Annexure 03

KEY OPERATING FINANCIAL DATA

Particulars	2016-2017	2015-2016 (Restated)	2014-2015 (Restated)	2013-2014	2012-2013
Sales	10,239,393,588	6,932,578,110	5,057,046,311	8,152,791,865	4,306,384,984
Cost of sales	8,399,327,650	5,707,340,829	4,213,488,324	6,985,029,943	3,544,125,046
Administrative expenses	234,930,890	277,933,942	188,905,863	194,492,936	156,581,511
Selling expenses	147,216,223	108,008,266	114,908,620	170,320,598	110,007,705
Financial expenses	88,271,391	96,133,289	88,507,633	148,570,240	137,378,306
Operating Profit	1,457,918,825	839,295,073	539,743,504	802,948,388	495,670,722
Net Profit before Income Tax	1,415,340,126	863,765,839	533,921,449	751,252,646	409,415,732
Income tax expenses	367,527,515	268,629,004	166,641,545	267,488,226	129,888,065
Net Profit after Income Tax	1,047,812,611	595,136,835	367,279,904	483,764,420	279,527,667
Total Comprehensive Income	1,055,482,401	588,212,675	378,584,335	476,306,255	320,121,457
Earnings Per Share (EPS) (BASIC)	6.74	3.98	3.51	5.16	4.47
Earnings per Share (EPS) (RESTATED)	6.74	3.83	2.36	3.11	1.80

Particulars	30/06/2017	30/06/2016	30/06/2015	30/06/2014	30/06/2013
Paid up Capital	1,554,800,000	1,495,000,000	1,150,000,000	937,500,000	625,000,000
Shareholders' equity	6,002,470,738	5,018,730,365	4,818,662,447	4,136,043,853	3,659,737,598
Total debts	16,172,580,725	14,204,633,600	11,808,308,861	11,179,145,547	7,689,310,880
current assets:	19,372,265,608	16,622,240,757	14,108,598,832	13,177,336,843	9,336,628,033
current liabilities	9,396,820,129	7,950,551,161	5,557,358,519	4,772,009,721	1,590,111,150
Total assets	22,175,051,463	19,223,363,965	16,626,971,308	15,315,189,400	11,349,048,478
Total liabilities	16,172,580,725	14,204,633,600	11,808,308,861	11,179,145,547	7,689,310,880

Particulars	30/06/2017	30/06/2016	30/06/2015	30/06/2014	30/06/2013
I. Liquidity Ratios					
Current ratio	2.06:1	2.09:1	2.54:1	2.76:1	5.87:1
Quick ratio	1.94:1	1.97:1	2.39:1	2.65:1	5.66:1
Times interest earned	16.52 Times	8.73 Times	6.10 Times	5.40 Times	3.61 Times
Debt-equity ratio	2.69:1	2.83:1	2.45:1	2.70:1	2.10:1

II. Operating Ratios

Accounts receivable turnover ratio (times)	0.73	0.59 Times	0.49 Times	0.95 Times	0.63 Times
Assets turnover ratio (times)	0.49 Times	0.39 Times	0.32 Times	0.61 Times	0.40 Times
Inventory turnover ratio (times)	8.07 Times	6.38 Times	6.27 Times	16.44 Times	12.38 Times

III. Profitability Ratios

Gross margin ratio (%)	17.97 %	17.67%	16.68%	14.32%	17.70%
Operating income ratio (%)	14.24%	12.11%	10.67%	9.85%	11.51%
Net income ratio (%)	10.23%	8.58%	7.26%	5.93%	6.49%
Return on assets ratio (%)	5.06%	3.32%	2.30%	3.63%	2.57%
Return on equity (after tax) (%)	19.01 %	12.10%	8.20%	12.41%	7.99%
Earnings per share of Tk. 10 each*	6.74	3.98	*3.51	*5.16	*4.47

IFAD Autos Limited

Compliance of Corporate Governance Guidelines

Status of compliance with the conditions of Corporate Governance Guidelines as set by Bangladesh Securities & Exchange Commission (BSEC) by the notification # SEC/CMRRCD/2006 158/134/Admin/44 dated 07 August 2012 and subsequently amended through their notification # SEC/CMRRCD/2006-158/147/Admin/48 dated 21 July 2013 issued under section 2CC of the Securities and Exchange Ordinance, 1969:

(Report under Condition No. 7.00)

Annexure 04

Condition No.	Title	Compliance Status (Put √ in the appropriate column)		Remarks (if any)
		Complied	Not complied	
1	**Board of Directors:**			
1.1	Board's Size: Board members should not be less than 5 (five) and more than 20 (twenty)	√		
1.2	Independent Directors:	√		
1.2 (i)	At least one fifth (1/5)of the total number of directors in the company's board shall be independent directors	√		
1.2(ii) a)	Does not hold any share in the company or holds less than one percent (1%) shares of the total paid-up shares of the company.	√		
1.2(ii) b)	Is not connected with the company's any sponsor, director or shareholder who holds 1% or more shares of the total paid up share of the company on the basis of family relationship. His /her members also should not hold above mentioned shares in the company.	√		
1.2(ii) c)	Does not have any other relationship, whether pecuniary or otherwise with the company or its subsidiary/associated companies.	√		
1.2(ii) d)	Not a member, director or officer of any stock exchange	√		
1.2(ii) e)	Not a member, director or officer of any member of stock exchange or an intermediary of the capital market.	√		
1.2 (ii) f)	Who is not and was not a partner or an executive during the preceding 3 years of any statutory audit firm.	√		
1.2(ii) g)	Is not an independent director in more than 3 listed companies.	√		
1.2(ii) h)	Has not been convicted by a court of competent jurisdiction as a defaulter in payment of any loan to a bank or a Non-Bank Financial Institution.	√		
1.2 (ii) i)	Has not been convicted for criminal offence involving moral turpitude.	√		
1.2 (iii)	Nominated by the board of directors and approved by the shareholders in the AGM	√		
1.2 (iv)	The post does not remain vacant for more than 90 days.	√		
1.2 (v)	The board shall lay down a code of conduct of all board members and annual compliance of the code to be recorded.	√		
1.2 (vi)	The tenure of office of an independent director shall be for a period of 3 years, which may be extended for 1 term only.	√		

Condition No.	Title	Compliance Status (Put √ in the appropriate column)		Remarks (if any)
		Complied	Not complied	
1.3	**Qualification of Independent Director (ID):**			
1.3 (i)	Independent Director shall be a knowledgeable individual with integrity who is able to ensure compliance with financial, regulatory and corporate laws and can make meaningful contribution to business.	√		
1.3 (ii)	The person should be a Business Leader/Corporate Leader/Bureaucrat/ University Teacher with Economics or Business Studies or Law background/ Professionals like Chartered Accountants, Cost & Management Accountants, Chartered Secretaries. The independent director must have at least 12 years of corporate management/professional experiences.	√		
1.3 (iii)	In special cases the above qualifications may be relaxed subject to prior approval of the Commission.			N/A (No spacial case arose)
1.4	Chairman of the Board and Chief Executive Officer: The positions of the Chairman of the Board and the Chief Executive Officer of the companies shall be filled by different individuals. The Chairman of the company shall be elected from among the directors of the company. The Board of Directors shall clearly define respective roles and responsibilities of the Chairman and the Chief Executive Officer.	√		
1.5	**The Directors' Report to Shareholders:**			
1.5 (i)	Industry outlook and possible future developments in the industry	√		
1.5 (ii)	Segment-wise or product-wise performance.	√		
1.5 (iii)	Risks and concerns.	√		
1.5 (iii)	Risks and concerns.	√		
1.5 (iv)	A discussion on Cost of Goods sold, Gross Profit Margin and Net Profit Margin.	√		
1.5 (v)	Discussion on continuity of any Extra-Ordinary gain or loss.			N/A
1.5 (vi)	party transactions Basis for related party transactions-a statements of all related party transactions should be disclosed in the annual report.	√		
1.5 (vii)	Utilization of proceeds from public issues, rights issues and/or through any others instruments.	√		
1.5 (viii)	An explanation if the financial results deteriorate after the company goes for Initial Public Offering (IPO), Repeat Public Offering (RPO), Rights Offer, Direct Listing, etc.			N/A
1.5 (ix)	If significant variance occurs between Quarterly Financial performance and Annual Financial Statements the management shall explain about the variance on their Annual Report			N/A
1.5 (x)	Remuneration to directors including independent directors. present separately	√		
1.5 (xi)	The financial statements prepared by the management of the issuer company present fairly its state of affairs, the result of its operations, cash flows and changes in equity.	√		

Condition No.	Title	Compliance Status (Put √ in the appropriate column)		Remarks (if any)
		Complied	Not complied	
1.5(xii)	Proper books of account of the issuer company have been maintained properly.	√		
1.5 (xiii)	Appropriate accounting policies have been consistently applied in reparation of the financial statements and that the accounting estimates are based on reasonable and prudent judgment.	√		
1.5 (xiv)	International Accounting Standards (IAS)/Bangladesh Accounting Standards (BAS)/International Financial Reporting Standards (IFRS)/Bangladesh Financial Reporting Standards (BFRS), as applicable in Bangladesh, have been followed in preparation of the financial statements and any departure there-from has been adequately disclosed.	√		
1.5 (xv)	The system of internal control is sound in design and has been effectively implemented and monitored.	√		
1.5 (xvi)	There are no significant doubts upon the issuer company's ability to continue as a going concern.	√		
1.5 (xvii)	Significant deviations from the last year's operating results of the issuer company shall be highlighted and the reasons thereof should be explained.			N/A (No such ignificant deviations in the operating result)
1.5 (xviii)	Key operating and financial data of at least preceding 5 (five) years shall be summarized.	√		
1.5 (xix)	If the issuer company has not declared dividend (cash or stock) for the year, the reasons thereof shall be given.			N/A
1.5 (xx)	The number of Board meetings held during the year and attendance by each director shall be disclosed.	√		
1.5 (xxi)	**Pattern of shareholding:**			
1.5 (xxi) a)	Parent/Subsidiary/Associated Companies and other related parties (name wise details)	√		
1.5 (xxi) b)	Directors, Chief Executive Officer, Company Secretary, Chief Financial Officer, Head of Internal Audit and their spouses and minor children (name wise details);	√		
1.5 (xxi) c)	Executives;	√		
1.5 (xxi) d)	Shareholders holding ten percent (10%) or more voting interest in the company (name wise details);	√		
1.5 (xxii)	**In case of the appointment/re-appointment of a director the company shall disclose the following information to the shareholders :-**			
1.5 (xxii) a)	A brief resume of the director	√		
1.5 (xxii) b)	Nature of his/her expertise in specific functional areas	√		

Condition No.	Title	Compliance Status (Put √ in the appropriate column)		Remarks (if any)
		Complied	Not complied	
1.5 (xxii) c)	Names of companies in which the person also holds the directorship and the membership of committees of the board	√		
2	**Chief Financial Officer (CFO), Head Of Internal Audit and Company Secretary (CS):**			
2.1	Appointment: The company shall appoint a Chief Financial Officer (CFO), a Head of Internal Audit (Internal Control and Compliance) and a Company Secretary (CS). The Board of Directors should clearly define respective roles, responsibilities and duties of the CFO, the Head of Internal Audit and the CS.	√		
2.2	Requirement to attend the Board Meetings: The CFO and the Company Secretary shall attend the meetings of the Board of Directors, provided that the CFO and/or the Company Secretary shall not attend such part of a meeting of the Board of Directors which involves consideration of an agenda item relating to their personal matters.	√		
3	**Audit Committee:**			
3 (i)	The company shall have an Audit Committee as a sub-committee of the Board of Directors	√		
3 (ii)	The Audit Committee shall assist the Board of Directors in ensuring that the financial statements reflect true and fair view of the state of affairs of the company and in ensuring a good monitoring system within the business.	√		
3 (iii)	The Audit Committee shall be responsible to the Board of Directors. The duties of the Audit Committee shall be clearly set forth in writing	√		
3.1	**Constitution of the Audit Committee:**			
3.1 (i)	The Audit Committee shall be composed of at least 3 (three) members	√		
3.1 (ii)	The Board of Directors shall appoint members of the Audit Committee who shall be directors of the company and shall include at least 1 (one) independent director.	√		
3.1 (iii)	All members of the audit committee should be "financially literate" and at least 1 (one) member shall have accounting or related financial management experience	√		

Condition No.	Title	Compliance Status (Put √ in the appropriate column)		Remarks (if any)
		Complied	Not complied	
3.1 (iv)	When the term of service of the Committee members expires or there is any circumstance causing any Committee member to be unable to hold office until expiration of the term of service, thus making the number of the Committee members to be lower than the prescribed number of 3 (three) persons, the Board of Directors shall appoint the new Committee member(s) to fill up the vacancy (ies) immediately or not later than 1 (one) month from the date of vacancy (ies) in the Committee to ensure continuity of the performance of work of the Audit Committee.	√		No casual vacancy in this year
3.1 (v)	The company secretary shall act as the secretary of the Committee	√		
3.1 (vi)	The quorum of the Audit Committee meeting shall not constitute without at least 1 (one) independent director.	√		
3.2	Chairman of the Audit Committee:			
3.2 (i)	The Board of Directors shall select 1 (one) member of the Audit Committee to be Chairman of the Audit Committee, who shall be an independent director.	√		
3.2 (ii)	Chairman of the audit committee shall remain present in the Annual General Meeting (AGM)	√		status is given on the basis of last AGM attendanc since current year's AGM not yet held.
3.3	**Role of Audit Committee:**			
3.3 (i)	Oversee the financial reporting process.	√		
3.3 (ii)	Monitor choice of accounting policies and principles	√		
3.3 (iii)	Monitor Internal Control Risk management process	√		
3.3 (iv)	Oversee hiring and performance of external auditors	√		
3.3 (v)	Review along with the management, the annual financial statements before submission to the board for approval	√		
3.3 (vi)	Review along with the management, the quarterly and half yearly financial statements before submission to the board for approval	√		
3.3 (vii)	Review the adequacy of internal audit function	√		
3.3 (viii)	Review statement of significant related party transactions submitted by the management	√		
3.3 (ix)	Review Management Letters/ Letter of Internal Control weakness issued by statutory auditors	√		

Condition No.	Title	Compliance Status (Put √ in the appropriate column)		Remarks (if any)
		Complied	Not complied	
3.3 (x)	When money is raised through Initial Public Offering (IPO)/Repeat Public Offering (RPO)/ Rights Issue the company shall disclose to the Audit Committee about the uses/applications of funds by major category (capital expenditure, sales and marketing expenses, working capital, etc), on a quarterly basis, as a part of their quarterly declaration of financial results. Further, on an annual basis, the company shall prepare a statement of funds utilized for the purposes other than those stated in the offer document/prospectus	√		Not applicable (the last IPO was issued in 28.09.2014 and right share were notissued by the company
3.4	**Reporting of the Audit Committee:**			
3.4.1	Reporting to the Board of Directors:	√		
3.4.1 (i)	The Audit Committee shall report on its activities to the Board of Directors	√		
3.4.1 (ii)	The Audit Committee shall immediately report to the Board of Directors on the following findings, if any:	√		
3.4.1 (ii) a)	Report on conflicts of intereststo the board of directors			N/A
3.4.1 (ii) b)	Suspected or presumed fraud or irregularity or material defect in the internal control system;			N/A
3.4.1 (ii) c)	Suspected infringement of laws, including securities related laws, rules and regulations			N/A
3.4.1 (ii) d)	Any other matter which shall be disclosed to the Board of Directors immediately.			N/A
3.4.2	Reporting to the Authorities: If the Audit Committee has reported to the Board of Directors about anything which has material impact on the financial condition and results of operation and has discussed with the Board of Directors and the management that any rectification is necessary and if the Audit Committee finds that such rectification has been unreasonably ignored, the Audit Committee shall report such finding to the Commission, upon reporting of such matters to the Board of Directors for three times or completion of a period of 6 (six) months from the date of first reporting to the Board of Directors, whichever is earlier.			N/A (The management imformed that no such issue arose and therefor nothing has been reported to the board of directors)
3.5	Reporting to the Shareholders and General Investors: Report on activities carried out by the Audit Committee, including any report made to the Board of Directors under condition 3.4.1 (ii) above during the year, shall be signed by the Chairman of the Audit Committee and disclosed in the annual report of the issuer company	√		

Condition No.	Title	Compliance Status (Put √ in the appropriate column)		Remarks (if any)
		Complied	Not complied	
4	**External/Statutory Auditors** **The issuer company should not engage its external /statutory auditors to perform the following services of the company; namely**			
4 (i)	Appraisal or valuation services or fairness opinions.	√		
4 (ii)	Financial information systems design and implementation	√		
4 (iii)	Book-keeping or other services related to the accounting records or financial statements	√		
4 (iv)	Broker-dealer services	√		
4 (v)	Actuarial services	√		
4 (vi)	Internal audit services	√		
4 (vii)	Any other service that the Audit Committee determines	√		
4 (viii)	No partner or employees of the external audit firms shall possess any share of the company they audit at least during the tenure of their audit assignment of that company	√		
4 (ix)	Audit/certification services on compliance of corporate governance as required under clause (i) of condition No. 7	√		
5	**Subsidiary Company:**			
5 (i)	Provisions relating to the composition of the Board of Directors of the holding company shall be made applicable to the composition of the Board of Directors of the subsidiary company			N/A (The company has no subsidiary company)
5 (ii)	At least 1 (one) independent director on the Board of Directors of the holding company shall be a director on the Board of Directors of the subsidiary company			N/A (The company has no subsidiary company)
5 (iii)	The minutes of the Board meeting of the subsidiary company shall be placed for review at the following Board meeting of the holding company			N/A (The company has no subsidiary company)
5 (iv)	The minutes of the respective Board meeting of the holding company shall state that they have reviewed the affairs of the subsidiary company also			N/A (The company has no subsidiary company)
5 (v)	The Audit Committee of the holding company shall also review the financial statements, in particular the investments made by the subsidiary company			N/A (The company has no subsidiary company)
6	**Duties Of Chief Executive Officer (CEO) And Chief Financial Officer (CFO):**			
6 (i)	The CEO and CFO shall certify to the Board that:- They have reviewed financial statements for the year and that to the best of their knowledge and belief:	√		

Condition No.	Title	Compliance Status (Put √ in the appropriate column)		Remarks (if any)
		Complied	Not complied	
6 (i) a)	These statements do not contain any materially untrue statement or omit any material fact or contain statements that might be misleading	√		
6 (i) b)	These statements together present a true and fair view of the company's affairs and are in compliance with existing accounting standards and applicable laws	√		
6 (ii)	There are, to the best of knowledge and belief, no transactions entered into by the company during the year which are fraudulent, illegal or violation of the company's code of conduct.	√		
7	**Reporting and Compliance of Corporate Governance:**			
7 (i)	The company shall obtain a certificate from a Professional Accountant/Secretary (Chartered Accountant/Cost & Management Accountant/Chartered Secretary) regarding compliance of conditions of Corporate Governance Guidelines of the Commission and shall send the same to the shareholders along with the Annual Report on a yearly basis	√		
7 (ii)	The directors of the company shall state, in accordance with the Annexure attached, in the directors' report whether the company has complied with these conditions	√		

Annexure 05

ATA KHAN & CO.
CHARTERED ACCOUNTANTS

PARTNERS:
MAQBUL AHMED, B. COM. (HONS)M. COM. FCA
G.M MUNIR AHMED, B.COM. (HONS) M. COM. FCA
M. ZABED ALI MRIDHA, B.COM, FCA
KAZI MUNMUN AHMED, BBA, MBA (DU) ACA
NOORNAVI BHUIYAN, FCA

67, MOTIJHEEL COMM. AREA, DHAKA-1000
BANGLADESH
TEL: OFF: 880-2-9560933, 9560716
FAX: 880-2-9567351, MOBILE: 01819-228521
Email: maqbul.ahmed@yahoo.com
Website:www.atakhanca.com

Certificate On

Compliance With The Conditions Of Corporate Governance Guidelines

to the Shareholders of IFAD Autos Limited

We were engaged by **IFAD Autos Limited** (the "company") to provide certification whether the Company has complied with the conditions of corporate governance guidelines issued by the Bangladesh Securities and Exchange Commission in its notification number SEC/CMRRCD/2006-158/134/Admin/44 dated 7 August 2012 and SEC/CMRRCD/2006-158/147/Admin/48 dated 21 July 2013 (the "conditions of corporate governance guidelines") for the year ended 30 June 2017

The Company's Responsibilities:
Those charged with governance and management of the Company are responsible for complying with the conditions of corporate governance guidelines those charged with the governance of the Company are also responsible for stating in the director's report whether the Company has complied with the conditions of corporate governance guidelines.

Our responsibilities:
Our responsibility is to examine the Company's status of compliance with the conditions of corporate governance guidelines and to certify thereon in the form of an independent assurance conclusion based on the evidence obtained. For the purpose of the engagement, we comply with ethical requirements, including independence requirements, and plan an perform our procedures to obtain assurance whether the Company has complied with the conditions of corporate governance guidelines.

Our conclusion has been formed on the basis of, and is subject to matters outlined in this report, We believe that the evidence we have obtained is sufficient and appropriate to provide a basis for our conclusion.

Conclusion:
In our opinion, the Company has complied with the conditions of corporate governance guidelines of BSEC for the year ended 30 June 2017

ATA KHAN & CO. Chartered Accountants 67, Motijheel C/A, Dhaka

Dated : Dhaka
20 November 2017

ATA KHAN & CO.
Chartered Accountants

Annexure 06

Directors' involvement in other organization

Name		Directorship/Sponsorship/ Ownership	Position
Mr. Iftekhar Ahmed Tipu	Chairman	IFAD Enterprises Ltd.	Chairman & MD
		IFAD Agro Complex Ltd.	Chairman
		IFAD Multi Products Ltd.	Chairman
		IFAD Automobiles Ltd.	Chairman
		IFAD Beverage Ltd.	Chairman
		IFAD Salt & Chemical Ltd.	Chairman
		IFAD Information & Technology Ltd.	Managing Director
		IFAD Motors Ltd.	Managing Director
		IFAD Auto Services Ltd.	Chairman
Mr. Taskeen Ahmed	Managing Director	IFAD Enterprises Ltd.	Director
		IFAD Agro Complex Ltd.	Director
		IFAD Multi Products Ltd.	Director
		IFAD Automobiles Ltd.	Director
		IFAD Beverage Ltd.	Director
		IFAD Salt & Chemical Ltd.	Director
		IFAD Information & Technology Ltd.	Director
		IFAD Motors Ltd.	Director
		IFAD Auto Services Ltd.	Director
Mr. Tanveer Ahmed	Director	IFAD Enterprises Ltd.	Director
		IFAD Agro Complex Ltd.	Managing Director
		IFAD Multi Products Ltd.	Managing Director
		IFAD Automobiles Ltd.	Director
		IFAD Beverage Ltd.	Managing Director
		IFAD Information & Technology Ltd.	Director
		IFAD Motors Ltd.	Director
		IFAD Salt & Chemical Ltd.	Managing Director
		IFAD Auto Services Ltd.	Managing Director

Name		Directorship/Sponsorship/ Ownership	Position
Mrs. Nilufar Ahmed	Director	IFAD Enterprises Ltd. IFAD Agro Complex Ltd. IFAD Multi Products Ltd. IFAD Automobiles Ltd. IFAD Beverage Ltd. IFAD Salt & Chemical ltd. IFAD Information & Technology Ltd. IFAD Motors Ltd. IFAD Auto Services Ltd.	Director Director Director Managing Director Director Shareholder Director Shareholder Director
Mr. Tashfeen Ahmed	Director	IFAD Multi Products Ltd. IFAD Automobiles Ltd. IFAD Beverage Ltd. IFAD Information & Technology Ltd. IFAD Motors Ltd. IFAD Salt & Chemical ltd. IFAD Auto Services Ltd.	Shareholder Shareholder Director Director Director Director Director

Audit Committee report

For the Year 2016-2017

Audit committee is the sub -committee of the Board. The Committee assists the Board of Directors in ensuring that the financial statements reflect true and fair view of the state of affairs of the company and in ensuring a good monitoring system within the business.

The Audit Committee consists of the following persons:

Mr. Raqibul Islam FCA, Independent Director : Chairman of the Committee
Mr. Tanveer Ahmed, Director : Member of the Committee
Mr. Tashfeen Ahmed ,Director : Member of the Committee
Mr. MD. Sirajul Islam , Company Secretary : Member Secretary

The scope of Audit Committee was defined as under:

(i) Oversee the financial reporting process.
(ii) Monitor choice of accounting policies and principles.
(iii) Monitor Internal Control Risk management process.
(iv) Oversee hiring and performance of external auditors.
(v) Review along with the management, the annual financial statements before submission to the board for approval.
(vi) Review along with the management, the quarterly and half yearly financial statements before submission to the board for approval.
(vii) Review the adequacy of internal audit function.
(viii) Review statement of significant related party transactions submitted by the management.
(ix) Review Management Letters/ Letter of Internal Control weakness issued by statutory auditors.
(x) When money is raised through Initial Public Offering (IPO)/Repeat Public Offering (RPO)/Rights Issue the company shall disclose to the Audit Committee about the uses/applications of funds by major category (capital expenditure, sales and marketing expenses, working capital, etc), on a quarterly basis, as a part of their quarterly declaration of financial results. Further, on an annual basis, the company shall prepare a statement of funds utilized for the purposes other than those stated in the offer document/prospectus.

Activities carried out during the year

1. **Financial Reporting :**
   Subject to the Corporate Governance Guideline, the committee Reviewed the quarterly, half-yearly and annual financial statement of company with the Chief Financial Officer and Managing Director , Focusing particularly on significant change of accounting policies and practices , adjustments arising from the audits ,compliance with accounting standards and other legal requirements before recommending it to the Board for approval .

2. **Internal Control and Internal Audit System :**

a. Reviewed Internal Control and Internal System regularly;
b. Reviewed report of internal audit to ensure that proper initiative had been taken to implement the audit recommendations.

3. **External Audit :**
   Reviewed with the external auditors, the Company's annual financial statements were discussed with the chief Executive Officer and Chief Financial Officer/Managing Director, focusing on findings arising from audits, before recommending it to the Board of Directors for approval.

On behalf of the Audit Committee

Sd/-
Md. Raqibul Islam FCA
Chairman of the Audit Committee

REPORTS & FINANCIAL STATEMENTS

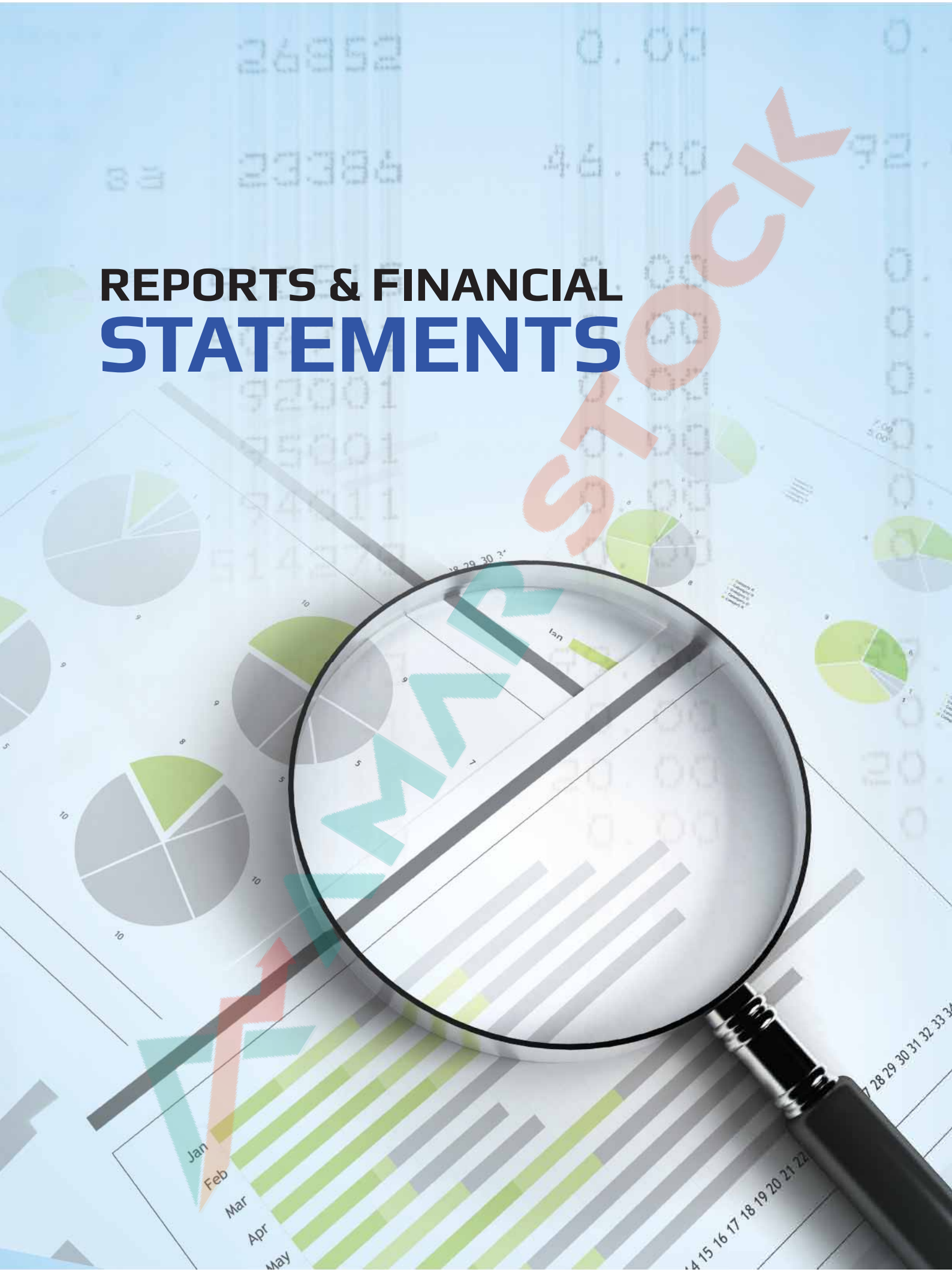

REPORTS AND FINANCIAL STATEMENTS

Independent Auditors' Report

Statement of Financial Position

Statement of Profit or Loss and Other Comprehensive Income

Statement of Changes in Equity

Statement of Cash Flows

Notes to the Financial Statements

Schedule of Property, Plant & Equipment (Annexure-A)

Schedule of Investment in Shares (Annexure-B)

Schedule of CD Accounts (Annexure-C)

Schedule of STD Accounts (Annexure-D)

Schedule of FDR Accounts (Annexure-E)

Schedule of Short Term Loan (Annexure-F)

Segment Reporting (Annexure-G)

AMAR STOCK

Morison KSi
Morison KSi Limited, 6th Floor
2 kingdom Street Paddington,
W2 6py, United Kingdom
T: +44 (0)20 7638 4005
E: info@morisonksi.com
Web: www.morisonksi.com

AHMED ZAKER & CO.
Chartered Accountants
(A Member Firm of Morison KSi)
Green City Edge (Level-10)
89, Kakrail, Dhaka-1000, Bangladesh.

Since-1979
Corporate Head Office :
Telephone : 88-2-8300504-8
Fax : 88-2-8300509
E-mail : azcbangladesh@gmail.com
Web : www.ahmed-zaker.com

Independent Auditors' Report
To the Shareholders of IFAD Autos Limited

We have audited the accompanying financial statements of **IFAD Autos Limited** which comprises the Statement of Financial Position as at June 30, 2017 along with Statement of Profit or Loss and Other Comprehensive Income, Statement of Changes in Equity and Statement of Cash Flows for the year then ended, and a summary of significant accounting policies and other explanatory notes.

Management's Responsibility for the Financial Statements
Management is responsible for the preparation and fair presentation of these financial statements in accordance with Bangladesh Financial Reporting Standards (BFRS), The Companies Act 1994, The Securities & Exchange Rules 1987 and other applicable rules and regulations. This responsibility includes: designing, implementing and maintaining internal control relevant to the preparation and fair presentation of financial statements that are free from material misstatement, whether due to fraud or error; selecting and applying appropriate accounting policies; and making accounting estimates that are reasonable in the circumstances.

Auditors' Responsibility
Our responsibility is to express an opinion on these financial statements based on our audit. We conducted our audit in accordance with Bangladesh Standards on Auditing, those standards require that we comply with ethical requirements and plan and perform the audit to obtain reasonable assurance whether the financial statements are free from material misstatement.

An audit involves performing procedures to obtain audit evidence about the amounts and disclosures in the financial statements. The procedures selected depend on the auditor's judgment, including the assessment of the risks of material misstatement of the financial statements, whether due to fraud or error. In making those risk assessments, the auditor considers internal control relevant to the entity's preparation and fair presentation of the financial statements in order to design audit procedures that are appropriate in the circumstances, but not for the purpose of expressing an opinion on the effectiveness of the entity's internal control. An audit also includes evaluating the appropriateness of accounting policies used and the reasonableness of accounting estimates made by management, as well as evaluating the overall presentation of the financial statements.

We believe that the audit evidence we have obtained is sufficient and appropriate to provide a basis for our audit opinion.

Opinion
In our opinion, the financial statements give a true and fair view of the financial position of **IFAD Autos Limited** as of June 30, 2017 and of its financial performance for the year then ended in accordance with Bangladesh Financial Reporting Standards and comply with The Companies Act 1994, The Securities & Exchange Rules 1987 and other applicable laws and regulations.

We also report on other legal and regulatory requirements

we also report that ;

a) we have obtained all the information and explanations which to the best of our knowledge and belief were necessary for the purpose of our audit and made due verification thereof;
b) in our opinion proper books of account as required by law have been kept by the company so far as it appeared from our examination of those books;
c) the company's Statement of Financial Position, Statement of Profit or Loss and Other Comprehensive Income and Statement of Cash Flows dealt with by the report are in agreement with the books of accounts;
d) the expenditures incurred were for the purpose of the company's business.

Place: Dhaka;
Dated: October 18, 2017

Ahmed Zaker & Co.
Chartered Accountants

IFAD Autos Limited
Statement of Financial Position
As at June 30, 2017

Particulars	Notes	Amount in Taka		
		June 30,2017	June 30,2016	July 1, 2015
			Re-stated	*Re-stated*
ASSETS				
Non-current assets		**2,749,561,939**	**2,547,899,293**	**2,518,372,476**
Property, plant & equipment	4.00	2,654,552,103	2,461,762,232	2,412,285,156
Construction WIP	5.00	39,009,836	30,137,061	46,980,785
Investment in shares	6.00	56,000,000	56,000,000	59,106,535
Current assets		**19,372,265,608**	**16,622,240,757**	**14,108,598,832**
Inventories	7.00	1,128,210,719	954,286,529	835,414,619
Accounts receivable & others receivable	8.00	15,303,181,783	12,913,400,516	10,718,842,427
Investment in shares	9.00	350,024,070	366,560,958	190,263,940
Advances, deposits and prepayments	10.00	1,048,123,172	816,670,626	835,992,502
Cash & cash equivalents	11.00	1,542,725,864	1,571,322,128	1,528,085,344
Non-current assets held for sale	12.00	53,223,916	53,223,916	-
Total Assets		**22,175,051,463**	**19,223,363,965**	**16,626,971,308**
SHAREHOLDERS' EQUITY & LIABILITIES				
Equity attributable to the Shareholders		**6,002,470,738**	**5,018,730,365**	**4,818,662,447**
Ordinary share capital	13.00	1,554,800,000	1,495,000,000	1,150,000,000
Share premium	14.00	388,330,508	388,330,508	388,330,508
Revaluation surplus	15.00	1,002,368,697	1,004,201,992	1,320,273,769
Retained earnings	16.00	3,043,137,321	2,125,033,443	1,946,969,588
Other comprehensive income/(loss)	17.00	13,834,212	6,164,422	13,088,582
Liabilities:				
Non-current liabilities		**6,775,760,596**	**6,254,082,439**	**6,250,950,342**
Deferred tax liability	18.00	221,015,914	196,917,630	242,249,947
Security deposits (Dealer)	19.00	14,895,000	14,925,000	15,085,000
Long term loans	20.00	745,114,379	303,908,351	94,348,783
Leasehold obligations	21.00	5,794,735,303	5,738,331,458	5,899,266,612
Current liabilities		**9,396,820,129**	**7,950,551,161**	**5,557,358,519**
Current portion of long term loans	22.00	216,860,147	183,865,403	150,698,834
Current portion of leasehold obligations	23.00	5,150,024,823	3,582,767,780	3,246,641,595
Accounts & others payable	24.00	117,046,463	22,118,437	37,240,433
Unclaimed dividend	25.00	1,057,338	345,871	-
Uncollected IPO subscription	26.00	2,370,000	2,453,400	5,313,100
Advance against sales	27.00	69,287,515	70,720,655	19,030,000
Short term bank loans and credits	28.00	2,977,244,598	3,612,926,099	1,585,997,680
Inter company current account		-	-	30,000,000
Provision for income tax	29.00	767,484,079	422,109,351	434,129,771
Accrued expenses	30.00	95,445,166	53,244,165	48,307,106
Total liabilities:		**16,172,580,725**	**14,204,633,600**	**11,808,308,861**
Total Shareholders' Equity & Liabilities		**22,175,051,463**	**19,223,363,965**	**16,626,971,308**
Net assets Value Per Share (NAVPS)		**38.61**	**33.57**	**41.90**

The annexed notes 01 to 48 are an integral part of these financial statements.

Chairman **Managing Director** **Director** **CFO** **Company Secretary**

Signed as per our separate report on same date.

Place : Dhaka
Dated: October 18, 2017

Ahmed Zaker & Co.
Chartered Accountants

IFAD Autos Limited

Statements of Profit or Loss and Other Comprehensive Income

For the year ended June 30, 2017

Particulars	Notes	Amount in Taka	
		2016-2017	2015-2016 Re-stated
Revenue	31.00	10,239,393,588	6,932,578,110
Less: Cost of sales	32.00	8,399,327,650	5,707,340,829
Gross profit		**1,840,065,938**	**1,225,237,281**
Less: Administrative expenses	33.00	234,930,890	277,933,942
Less: Distribution expenses	34.00	147,216,223	108,008,266
Operating profit		**1,457,918,825**	**839,295,073**
Add: Other income	35.00	116,459,698	163,792,347
Less: Financial expenses	36.00	88,271,391	96,133,289
Profit before WPPF and income tax		**1,486,107,132**	**906,954,131**
Less: Workers profit participation fund		70,767,006	43,188,292
Profit before income tax		**1,415,340,126**	**863,765,839**
Less: Income tax expenses	37.00	**367,527,515**	**268,629,004**
Current tax	37.01	345,374,728	255,467,806
Deferred tax	18.00	22,152,787	13,161,198
Profit after tax for the year		**1,047,812,611**	**595,136,835**
Other comprehensive income/(loss)	38.00	7,669,790	(6,924,160)
Total comprehensive income for the year		**1,055,482,401**	**588,212,675**
Basic Earning per share (EPS)	**39.00**	**6.74**	**3.83**

The annexed notes 01 to 48 are an integral part of these financial statements.

Chairman **Managing Director** **Director** **CFO** **Company Secretary**

Signed as per our separate report on same date.

Place : Dhaka
Dated: October 18, 2017

Ahmed Zaker & Co.
Chartered Accountants

IFAD Autos Limited
Statement of Changes in Equity
For the year ended June 30, 2017

Particulars	Amount in Taka					
	Share Capital	Share Premium	Revaluation Surplus	Retained Earnings	Other Comprehensive Income/(Loss)	Total
Balance as on July 01, 2016	1,495,000,000	388,330,508	1,004,201,992	2,125,033,443	6,164,422	5,018,730,365
Stock dividend	59,800,000	-	-	(59,800,000)	-	-
Cash dividend	-	-	-	(72,353,125)	-	(72,353,125)
Depreciation on revaluated property, plant & equipment	-	-	(2,444,392)	2,444,392	-	-
Deferred tax on revaluation	-	-	611,097	-	-	611,097
Profit after tax for the year	-	-	-	1,047,812,611	-	1,047,812,611
Total comprehensive income during the year	-	-	-	-	7,669,790	7,669,790
Balance as on June 30, 2017	**1,554,800,000**	**388,330,508**	**1,002,368,697**	**3,043,137,321**	**13,834,212**	**6,002,470,738**

IFAD Autos Limited
Statement of Changes in Equity
As at June 30,2016 — Re-stated

Particulars	Amount in Taka					
	Share Capital	Share Premium	Revaluation Surplus	Retained Earnings	Other Comprehensive Income/(Loss)	Total
Balance as on July 01, 2015	1,150,000,000	388,330,508	1,320,273,769	1,964,421,031	-	4,823,025,308
Less: Other comprehensive income/(loss)	-	-	-	(13,088,582)	13,088,582	-
Less: Deferred tax liability on OCI	-	-	-	(4,362,861)	-	(4,362,861)
Opening balance re-stated	**1,150,000,000**	**388,330,508**	**1,320,273,769**	**1,946,969,588**	**13,088,582**	**4,818,662,447**
Stock dividend	345,000,000	-	-	(345,000,000)	-	-
Cash dividend	-	-	-	(80,500,000)	-	(80,500,000)
Depreciation on revaluated property, plant & equipment	-	-	(1,892,049)	1,892,049	-	-
Deferred tax on revaluation	-	-	56,185,462	-	-	56,185,462
Capital loss on disposal of land	-	-	(370,365,190)	-	-	(370,365,190)
Prior year adjustment (Income Tax Provision)	-	-	-	6,534,972	-	6,534,972
Profit after tax during the year				595,136,835		595,136,835
Total comprehensive income during the year	-	-	-		(6,924,160)	(6,924,160)
Balance as on June 30, 2016	**1,495,000,000**	**388,330,508**	**1,004,201,992**	**2,125,033,443**	**6,164,422**	**5,018,730,365**

Chairman | **Managing Director** | **Director** | **Chief Financial Officer** | **Company Secretary**

Signed as per our separate report on same date.

Place : Dhaka
Dated: October 18, 2017

Ahmed Zaker & Co.
Chartered Accountants

IFAD Autos Limited

Statement of Cash Flows

For the year ended June 30, 2017

Particulars	Notes	Amount in Taka	
		2016-2017	2015-2016
			Re-stated
Cash flow from operating activities:			
Cash receipts from customers and others	41.00	7,986,007,834	4,851,891,609
Cash payment to suppliers and employees	42.00	(8,792,383,187)	(6,243,994,481)
Cash generated from operations		**(806,375,353)**	**(1,392,102,872)**
Financial expenses	43.00	(88,271,391)	(96,133,289)
Income tax paid during the year	44.00	(348,189,920)	(264,655,706)
Net cash used to operating activities: (A)		**(1,242,836,664)**	**(1,752,891,867)**
Cash flow from investing activities:			
Acquisition of property, plant and equipment		(152,116,629)	(157,723,554)
Sale of property, plant and equipment		-	66,776,084
Advance against non current assets held for sale		-	53,223,916
Construction WIP		(39,009,836)	(293,656,276)
Investment in shares		26,763,274	(232,422,696)
Dividend income		7,984,622	3,194,374
Realized gain/(loss) on investment in shares		(29,353,577)	(14,031,629)
Net cash used to investing activities: (B)		**(185,732,147)**	**(574,639,781)**
Cash flow from financing activities:			
Long term bank loans (paid)/received-Net		474,200,772	242,726,137
Leasehold obligations (paid)/received -Net		1,633,208,335	214,287,705
Security deposits (paid)/received		(30,000)	(160,000)
Uncollected IPO subscription		(83,400)	(2,859,700)
Dividend paid		(71,641,658)	(80,154,129)
Inter company current account		-	(30,000,000)
Short term bank loans (paid)/received-Net		(635,681,501)	2,026,928,419
Net cash provided by financing activities: (C)		**1,399,972,548**	**2,370,768,432**
Net cash inflow/outflow(A+B+C)		(28,596,263)	43,236,784
Cash & cash equivalents at the opening of the year		1,571,322,128	1,528,085,344
Closing cash & cash equivalents at the end of the year		**1,542,725,864**	**1,571,322,128**
Net operating cash flow per share		**(7.99)**	**(11.73)**

Chairman **Managing Director** **Director** **CFO** **Company Secretary**

Signed as per our separate report on same date.

Place : Dhaka
Dated: October 18, 2017

Ahmed Zaker & Co.
Chartered Accountants

IFAD AUTOS LIMITED
Notes to the Financial Statements
For the year ended June 30, 2017

1.00 Background and Introduction

1.01 Formation and Legal Status

IFAD Autos Limited (hereinafter referred to as "The Company") was incorporated on February 17, 1988, vide Registration No. C-17301 (101) of 1988 as a Private Limited Company in Bangladesh under The Companies Act 1913. The Company was converted into a Public Limited Company on September 30, 2011. The Company floated its share to the public through IPO in December 2014 and the Company listed in Dhaka Stock Exchange on January 18, 2015 & Chittagong Stock Exchange on January 17, 2015. The registered office and principal place of business of the company is located at Sonartori Tower (13th-18th Floor), 12 Biponon C/A. Sonargaon Road, Dhaka-1000, Bangladesh.

1.02 Nature of Business

The Company carries out the business of dealings in vehicles with different sectors of Bangladesh. The Company imports different models of complete Ashok Leyland's Indian Vehicles as well as imports CKD & spares from Ashok Leyland and assemble locally to promote in Bangladesh. The company also deals in Farmtrac brand agri machineries and the related spares imported from Escorts Limited and market the same in Bangladesh.

1.03 Number of Employee

The Company had 710 permanent employee as at June 30, 2017 and a varying number of seasonal and temporary workers as required which was 156 as at June 30, 2017. All the permanent employees received salary & allowances in excess of Tk 36,000 per annum.

2.00 Summary of Significant Accounting Policies and Disclosures

2.01 Basis of Accounting

These Financial Statements prepared under the historical cost convention and in accordance with the requirements of the Companies Act, 1994 and the Bangladesh Accounting Standards (BASs), Bangladesh Financial Reporting Standards (BFRSs) as applicable to this Company. The Board of Directors is responsible for preparing and presenting the financial statements including adequate disclosures, which approved and authorized for issue of this financial statements.

2.02 Statement on Compliance with local Laws and Regulations

The financial statements have been prepared in compliance with the requirements of The Companies Act 1994; The Securities and Exchange Rules 1987; The Securities and Exchange Ordinance 1969; The Income Tax ordinance 1984; The Income Tax Rules 1984; The Value Added Tax Act 1991 and The Value Added Tax Rules 1991.

2.03 Statement on Compliance of Bangladesh Accounting Standards

The financial statements have been prepared in accordance with the requirements applicable in Bangladesh. The Bangladesh Accounting Standard (BASs) and Bangladesh Financial Reporting Standard (BFRSs) adopted by The Institute of Chartered Accountants of Bangladesh (ICAB) based on International Accounting Standards (IASs) and International Financial Reporting Standards (IFRSs).

The following BAS is applicable to the financial statements for the year under review:

Name of the accounting standards	Ref. No.	Status
Presentation of Financial Statements	BAS 1	Applied
Inventories	BAS 2	Applied
Statement of Cash Flows	BAS 7	Applied
Accounting Policies, Changes in Accounting Estimates and Errors	BAS 8	Applied
Events after the Reporting Period	BAS 10	Applied

Name of the accounting standards	Ref. No.	Status
Income Taxes	BAS 12	Applied
Property, Plant and Equipment	BAS 16	Applied
Leases	BAS 17	Applied
Revenue	BAS 18	Applied
Employee Benefits	BAS 19	Applied
The Effects of Changes in Foreign Exchange Rates	BAS 21	Applied
Borrowing Costs	BAS 23	Applied
Related Party Disclosures	BAS 24	Applied
Investment in Associates and Joint Ventures	BAS 28	Applied
Financial Instruments: Presentation	BAS 32	Applied
Earnings per Share	BAS 33	Applied
Interim Financial Reporting	BAS 34	Applied
Impairment of Assets	BAS 36	Applied
Provisions, Contingent Liabilities and Contingent Assets	BAS 37	Applied
Financial Instruement: Recognition & Measurement	BAS 39	Applied
First Time Adoption of International Financial Reporting Standards	BFRS 1	Applied
Non-current Assets Held for Sale and Discontinued Operatins	BFRS 5	Applied
Financial Instruments: Disclosure	BFRS 7	Applied
Operating segments	BFRS 8	Applied

2.04 Structure Contents and Presentation of Financial Statements

The financial statements are presented in accordance with the guidelines provided by **BAS-1 "Presentation of Financial Statements"** A complete set of financial statements comprise:

i) Statement of Financial Position as at June 30, 2017.
ii) Statement of Profit or Loss and other Comprehensive Income for the year ended June 30, 2017.
iii) Statement of Changes in Equity for the year ended June 30, 2017.
iv) Statement of Cash Flows for the year ended June 30, 2017.
v) Notes comprising a summary of significant accounting policies and other explanatory information.

2.05 Reporting Period

The Financial year of the company covers 12 months from July 01, 2016 to June 30, 2017.

2.06 Financial & Reporting Currency

These Financial Statements are prepared and presented in Bangladeshi Taka which is the functional and reporting currency of the company.

2.07 Comparative Information

Comparative information has been disclosed in respect of the previous year for all numerical information in the financial statements and also the narative and descriptive information when it is relevant for under standing of the current year financial statements. Previous year figure has been re-arranged/re-stated whenever cosidered necessary to ensure comparability with the current year's presentation as per **BAS-8 "Accounting policies, Changeses in Accounting Estimates and Errors".**

2.08 Leases

A lease is an agreement whereby the lessor conveys to the lessee in return for a payment or series of payments the right to use an asset for an agreed period of time .
A lease is classified as either an operating or a finance lease and in the case of a finance lease the amounts to be recognised at the commencement of the lease term are determined.
A finance lease is a lease that transfers substantially all the riskys and rewards incidental to ownership of an asset. Title may or may not eventually be transferred. An operating lease is a lease other than a finance lease.

2.09 Risk and Uncertainty for Use of Estimates (Provisions)

The Preparation of Financial Statements in conformity with Bangladesh Accounting Standards/ BFRS requires recognition and measurement of principal the use of management to make estimates and assumtions that affect the reported amounts of revenue and expenses, assets and liabilities and disclosure requirements for contingent assets and liabilities during and the date of the Financial Statements. Due to inherent uncertainty involved in making estimates, actual reported results could differ from those estimates.

In accordance with the guidelines in **BAS-37 "Provisions, Contingent Liabilities and Contingent Assets",** provisions are recognized in the following situations:

- When the company has an obligation as a result of past events;
- When it is probable that an outflow of resources embodying economic benefits with be required to settle the obligation;
- When a reliable estimate can be made of the amount of the obligation.

2.10 Accruals & Deferrals

Deferrals and accruals have been made as per the guidance in **BAS-1 "Presentation of Financial Statements".** In order to meet their objectives, Financial Statements, except for the Statement of Cash Flows and related information, are prepared on accrual basis of accounting. Under the basis the effects of transactions and other events are recognized when they occur (and not when cash or its equivalent is received or paid) and they are recorded in the accounting records and reported in the Financial Statements of the years to which they relate.

Other payable are not interest bearing and are stated at their nominal value.

2.11 Going Concern

As per **BAS-1** a company is required to make assessment at the end of each year to assess its capability to continue as going concern. Management of the Company makes such assessment each year. The company has adequate resources to continue in operation for the foreseeable future and has wide coverage of its liabilities. For this reason the Directors continue to adopt the going concern assumption while the financial statements are prepared.

2.12 Financial Instruments

A financial instrument is any contract that gives rise to financial assets and a financial liability or equity instrument of another entity.

Financial assets

Financial assets of the company include cash and cash equivalents, accounts receivable , other receivables and equity instrument of another entity. The company initially recognized receivable on the date they are originated . All other financial assets are recognized initially on the date at which the company becomes a party to the contractual provision of the transaction .The company derecognizes a financial asset when, and only when the contractual rights or probabilities of receiving the cash flows on the financial assets in a transaction in which substantially all the risk and rewards of ownership of the financial assets are transferred.

Financial liability

Financial liabilities are recognized initially on the transaction date at which the company becomes a party to the contractual provisions of the liability . The company derecognizes the financial liabilities when its contractual obligations are discharged or cancelled or expired . Financial liabilities includes payable for expense , liability for capital expenditure and other current liabilities.

2.13 Impairment

I) Financial Assets

Accounts receivable and others receivables are assessed at each reporting date to determine whether there is any objective evidence of impairment. Financial assets are impaired if objective indicates that a loss event has occurred after the initial recognition of the asset and that the loss event had a negative effect on the estimated future cash flows of that asset that can be estimated reliably. Objective evidence that financial assets are impaired can include default of delinquency by a debtor, indicates that a debtor of issuer will enter bankruptcy etc.

II) Non-Financial assets

An asset is impaired when its carrying amount exceeds its recoverable amount. The company assesses at each reporting date whether there is any indication that an asset may be impaired. If any such indication exits, the company estimates the recoverable amount of the asset. The recoverable amount of an asset is the higher of its fair value less cost to sell and its value in use. Carrying amount of the assets is reduced to its recoverable amount by recognizing an impaired loss is recognized immediately in statement of comprehen sive income unless the asset is carried at revalued amount. Any impaired loss of a revalued asset treated as a revaluation decrease. During the period no impaired loss occurred to recognize in the financial statements. As per **BAS-39,** The investment has been classified as financial assets available for sale.

2.14 Cash and Cash Equivalents and Statement of Cash Flows

Cash and cash equivalents comprise cash in hand and in current account that readily convertible to known amount of cash and that are not subject to significant risk of change in value.

The Statement of cash flows is prepared using the Direct Method as stipulated in Bangladesh Accounting Standards **BAS-7 "Statement of Cash Flows".**

2.15 Raleated Party Disclosures

The Company in normal course of business carried out a number of transactions with directors/entities that fall within the definition of related party contained in Bangladesh Accounting Standard **BAS-24 "Related Party Disclosures".** The disclosure relating to related parties have been shown in **Note: 47.**

2.16 Events After The Reporting Period

In compliance with the requirements of **BAS-10 Adjusting Events after the reporting period, "Post Balance Events"** that provide additional information about the company's position at the balance date are reflected in the financial statements and events after the balance sheet date that are not adjusting events are disclosed in the notes when material.

Approval for issuance of rights shares

The Bangladesh Securities and Exchange Commission (BSEC) has accorded approval for Right Issue of IFAD Autos Limited through its letter no. BSEC/CI/RI-113/2017/535 dated September 26, 2017 for raising of paid up capital through issuance of 62,192,000 Ordinery Shares of Tk. 10.00 each issuing at Tk. 20.00 each, including a premium of Tk. 10.00 per share , totaling of Tk. 1,243,840,000.00 offered on the basis of 02 (two) rights shares for 05(five) existing shares held on the record date.

Land Sale

The company has sold the 452.5 dec. land at October 04, 2017 which was recognised under non current assets held for sale.

Approval of increase Authorized Share Capital

The company has increases its authorized share capital 200,000,000 to 300,000,000 by the approval of its shareholders in its 5th EGM, held on July 25 ,2017 and which also certified by the Registar of Joint Stock Companies & Firms (RJSC&F).

Date of Authorization

These Financial Statements have been authorized for issue by the board of directors on October 18, 2017.

Declaration of Dividend

The board of directors has recommend to declare dividend @ **21% cash (**other than sponsors & directors) and 5% **stock** for all shareholders of the company subject to approval of the shareholders in the forth coming Annual General Meeting (AGM).

2.17 Revenue Recognition

In compliance with the requirements of **BAS-18 "Revenue",** revenue is recognized to the extent that it is probable that the economic benefits will flow to the entity and the revenue can be reliably measured. Revenue is measured at the fair value of the consideration received or receivable excluding, VAT, discounts, commissions, rebates and other sales taxes where applicable.
Revenue from the sale of goods is recognized when the following conditions are satisfied:

a) the entity has transferred to the buyer the significant risks and rewards of ownership of the goods;
b) the entity retains neither continuing managerial involvement to the degree usually associated with ownership nor effective control over the goods sold;
c) the amount of revenue can be measured reliably;
d) it is probable that the economic benefits associated with the transaction will flow to the entity;
e) the costs incurred or to be incurred in respect of the transaction can be measured reliably.

2.18 Property, Plant and Equipment

2.18.01 Recognition and Measurement

Property, Plant and Equipment (including assets acquired under finance lease) are capitalized at cost of acquisition and subsequently stated at cost/revalued amount less depreciation in compliance with the requirements of BAS-16 **"Poperty, Plant and Equipment".** The cost of acquisition of an asset comprises its purchase price and any directly attributable cost of bringing the assets to its working condition for its intended use inclusive of inward freight, duties non-refundable taxes and un-allocated expenditures etc. The land and land developments and building have been revalued by an independed valuer to reflect fair value (prevailing market price) thereof following "Current Cost Method". The Company has adopted "Revaluation Model" for stating property, plant & equipment.

2.18.02 Subsequent Expenditure

The Company recognizes in the carrying amount of an item of property, plant and equipment the cost of replacing part of such an item when that cost is incurred, it is probable that the future economic benefits embodied with the item will flow to company and the cost of the item can be measured reliably. Expenditure incurred after the assets have been put into operation, such as repairs and maintenance is normally charged off as revenue expenditure in the period in which it is incurred. In situation where it can be expected to be obtained from the use of the fixed assets, the expenditure is capitalized as an additional cost of the assests. All other cost are recognized to the profit and loss account as expenses if incurred. all up-gradation/enhancement are generally charged off as revenue expenditure unless they bring similar significant additional benefits.

2.18.03 Disposal of Property, Plant and Equipment

On disposal of Property,Plant and Equipment, the cost and accumulated depreciation are eliminated and gain or loss on such disposal is reflected in the statement of profit or loss and other comprehensive income statement, which is determined with reference to the net book value of the assets and net sale proceeds.

2.18.04 Depreciation of Property, Plant and Equipment

Depreciation is provided to amortize the cost or valuation of the assets after commissioning, over the year of their expected useful lifes, in accordance with the provisions of **BAS-16 "Property, Plant and Equipment".** Depreciation is provided on all fixed assets except land & land development from the date when the related assets are available for use over the periods appropriate to the estimated useful lives of the different types of assets at the following rates on reducing balance basis:

Particular of Assets	Rate of Depreciation
Land & Land Developments	0%
Buildings & Civil Construction	5%
Flat	2%
Tools & Equipment	10%
Plant & Machinery	10%
Furniture & Fixtures	10%
Office Equipment	10%
Electric Equipment	10%
Motor Vehicles	10%

The fair value of the property, plant and equipment on June 30,2017 is not materially differing with the carrying amount except the revaluation made as follows:

Revaluation of Property, Plant and Equipment

The Company made revaluation of its land and land developments and buildings on June 30,2016 to reflect fair value of the property in terms of the prevailing market price of the properties. Details of revaluation are shown below:

Particulars of the Assets	Name of the Valuer	Qualification of the Valuer	Date of Revaluation	Carrying Amount of Assets	Value of Assets After Revaluation	Revaluation Surplus
Land and land developments	Mahfel Hoq & Co.	Chartered Accountants	June 30,2016	711,701,943	1,841,566,386	1,129,864,443
Buildings & civil construction	Mahfel Hoq & Co.	Chartered Accountants	June 30,2016	393,225,600	442,113,434	48,887,834
Flat	Mahfel Hoq & Co.	Chartered Accountants	June 30,2016	22,733,680	22,733,680	-
Total:				**1,127,661,223**	**2,306,413,500**	**1,178,752,277**

2.19 Inventories

Inventories are valued at the lower of cost and net realizable value as per **BAS-2** Initial costs of invento ries consist of purchase price cost of conversion import duties and other non-refundable taxes and other costs incurred in bringing the inventories to their present location and condition subsequent cost of inventory is assigned by using **FIFO** (First In First Out) cost formula. Net realizable value is based on estimated selling price less estimated cost for completion and selling expenses.

2.20 Receivables

Trade receivables are stated their real value and consider good. No provision has been made for doubtful debts and no amount was written off as bad.

2.21 Advances, Deposits and Prepayments

Advances are initially measured at cost. After initial recognition advances are carried at cost less deduc tions or adjustments. Deposits are measured at payment value. Prepayments are initially measured at cost. After initial recognition prepayments are carried at cost less charges to the Statement of Profit or Loss and Other Comprehensive Income.

2.22 Provision for Taxation

Current Tax:

Provision is made for current tax on business income @ 25% or advance income tax deducted at source under section 53 of The Income Tax Ordinance 1984 at 5% of the import value whichever is higher, except for other income @ 10% - 25% thereof as per The Income Tax Ordinance 1984.

Deferred Tax:

Deferred tax liabilities are the amount of income taxes payable in future years in respect of taxable temporary differences. Deferred tax assets are the amount of income taxes recoverable in future years in respect of deductible temporary differences. Deferred tax assets and liabilities are recognized for the future tax consequences of timing differences arising between the carrying values of assets, liabilities, income and expenditure and their respective tax bases. Deferred tax assets and liabilities are measured using tax rates and tax laws that have been enacted or subsequently enacted at the financial statement date.

2.23 Foreign Currency Transactions

Foreign currency transactions are recorded, on initial recognition in the functional currency at the spot exchange rate ruling at the transaction date.

At the end of each reporting period, in compliance with the provision of **BAS-21 "The Effects of Changes in Foreign Exchange Rates",** are determined as under :

(a) Foreign currency monetary items are translated using the closing rate.

(b) Non-monetary items that are measured in terms of historical costs in a foreign currency are trans lated using the exchange rate at the date of the transaction.

c) Non-monetary items that are measured at fair value in a foreign currency is translated using the exchange rate at the date when the fair value is determined.

Exchange differences arising on the settlement of monetary items or on translating monetary Items at rate different from those at which they were translated on initial recognition during the period or in previous financial statements is recognized in profit or loss in the period in which they arise.

2.24 Employee Benefits

The company maintains defined contribution plan and defined benefit plan for its eligible permanent employees. The eligibility is determined according to the terms and conditions set forth in the respective agreements/trust deeds.

The company has accounted for and disclosed employee benefits in compliance with the provision of **BAS-19 "Employee Benefits"**

The cost of employee benefit is charged off as revenue expenditure in the period to which the contributions relate.

The company's employee benefits include the following.

Workers Profit Participation Fund (WPPF)

During 2014-2015, the Company has introduced Worker Profit Participation Fund for its employees in accordance with provisions of **Bangladesh Labour Act 2006 Sec-232(1).**

2.25 Earnings Per Share

The Company calculates its earnings per share in accordance with Bangladesh Accounting Standard **BAS-33 "Earnings Per Share"** which has been reported on the face of statement of comprehensive income.

Basic Earnings per Share

The Company present its basic earnings per share (EPS) data for its ordinary shares. Basic EPS is calculated by dividing the profit or loss attributable to ordinary shareholders of the company outstanding during the year.

Diluted Earnings Per Share

No diluted earnings per share is required to be calculated for the year as there was no scope for dilution during the year.

2.26 Cash Flows from Operating Activities

In view of the company's sales of vehicles upto 60 installments the cash received from customers falls short of cash paid to suppliers and employees,the shortfall being funded by finance from bank and financial institutions.

2.27 Borrowing Costs

The borrowing cost were capitalized unless active development of related assets were interrupted or cease when the active development were cease the borrowing cost directly transferred to the expenses as per **BAS-23 "Borrowing Costs".**

2.28 Non-Current Assets Held for Sale and Discontinued Operations

An entity shall classify a non-current asset (or disposal group) as held for sale if its carrying amount will be recovered principally through a sale transaction rather than through continuing use. An entity shall measure a non-current asset (or disposal group) classified as held for sale at the lower of its carrying amount and fair value less costs to sell.

2.29 Operating Segments

An operating segment is a compnent of an entity
(a) that engages in buseness activities from which it may earn revenues and incur expenses;
(b) whose operating results are regularllly reviewed by the entiys chief operting decision maker to make decisions about resources to be allocated to the segment and assess its performace and;

(C) for which discrete financial information is available.

An entity shall report separately information about an operating segment that meets any of the following quantitative thresholds:
(a) Its reported revenue;
(b) The absolute amount of its reported profit or loss;

(C) Its assets are 10 per cent (%) or more of the combined assets of all operating segments.

Detail disclosed in Annexure- G

2.30 Risk Exposure

An investment in equity shares involves a high degree of risk. The Company is operating in an industry involving both external and internal risk factors having direct as well as indirect effects on the investment by the investors. All the investors should carefully consider all of the information in these financial statements, including the risk factors, both external and internal, and management perception thereabout enumerated hereunder before making an investment decision. If any of following risks actually occurs, their business, result of operations and financial condition could suffer, the trading price of their equity shares decline, and investors may lose all or part of their investment.

2.30.01 Interest Rate Risks

Interest rate is concerned with borrowed funds of short term & long-term maturity. Interest rate risk is the risk that the Company faces due to unfavorable movements in the interest rates. Volatility in money market & increased demand for loans/investment funds raise the rate of interest. A change in the government's policy also tends to increase the interest rate. High rate of interest enhances the cost of fund of a company. Such rise in interest rates however mostly affect companies having floating rate loans.

Management Perception

IFAD Autos Limited maintains a reasonable debt/equity ratio; and accordingly, adverse impact of interest rate fluctuation will not adversely affect the Company's performance as such interest is recover able from the customer. The project was started with the Company's own funds and the capacity was also expanded with own funds. Additionally, the management of the Company emphasizes on equity base financing to reduce the dependency on borrowing. Therefore, management perceives that the fluctua tion of interest rate on borrowing would have little impact upon the performance of the Company.

2.30.02 Exchange Rate Risks

If exchange rate increases against local currency opportunity is created for getting more revenue against sale in local currency. On the other hand, if exchange rate goes down, margin is squeezed in local currency.

Management Perception

The products of the company are sold against local currency and payments for raw materials are made mostly in foreign currency. The exchange rate of the country traditionally witnessed upward trends. If foreign exchange rate rises, it will affect the whole market of the commercial vehicles. The sales price of the commodities is adjusted for exchange fluctuation accordingly. Since, IFAD Autos Limited. has a good brand image in the market; exchange fluctuation will not affect its sales. Therefore, volatility of exchange rate will have little impact on profitability of the Company.

2.30.03 Industry Risks

Industry risk refers to the risk of increased competition from foreign and domestic sources leading to lower prices, revenues, profit margin, and market share which could have an adverse impact on the business, financial condition and results of operation. Auto industry in Bangladesh is a flourishing sector with vast local demand for its different product lines.

Management Perception

IFAD Autos Limited has established its brand name in commercial vehicles market with its quality products, range of products and customer services. However, to develop an infrastructure, both public and private sector participation is required. This is the focal point of IAL's future expansion plans that would reduce industry risk.

2.30.04 Market and Technology-Related Risks

Market Risks

Market risk refers to the risk of adverse market conditions affecting the sales and profitability of the Company. Mostly, the risk arises from falling demand for the product or service which would harm the performance of the company. On the other hand, strong marketing and brand management would help the company to increase their customer base.

Management Perception

Market for imported commercial vehicles in Bangladesh is growing at an exponential rate with growth of urbanization and incremental income level of consumers along with their preference to convenience. In spite of high growth of this market, there is scarcity of investment in this sector which creates a demand-supply enabling the Company to penetrate and capture the leading position with its unique branding and positioning strategy taking opportunity of this fast growing market.

Technology - Related Risks

Technology always plays a vital role for the existence of any industrial concern, ensuring better services to the customers and minimizing the cost in various aspects. The assembling facilities of the Company are based on currently available technology. Any invention of new and more cost involving technology may cause technological obsolescence and negative operational efficiency. Any serious defects in the plant and machinery may affect production and profitability calling for additional investment for replacement.

Management Perception

The key to securing market share in trading of commercial vehicles is by satisfying the needs of the customers. IFAD Autos Limited utilizes its Market Research Team that is continuously working for in-depth understanding of the customer needs and preferences and accordingly, arranging its product range.

2.30.05 Potential or Existing Government Regulations Risks

The Company operates under Companies Act 1994; Income Tax Ordinance 1984; Income Tax Rules 1984; Value Added Tax (VAT) Act 1991 and Value Added Tax (VAT) Rules 1991. Any abrupt changes of the policies made by the regulatory authorities may affect its activities.

Management Perception

Unless any policy change that may negatively and materially affect the industry as a whole, the business of the Company is expected not to be affected significantly. Auto industry in Bangladesh is a flourishing sector with considerable local demand for different product lines. Therefore, it is highly unlikely that the Government will initiate any fiscal measure that may have adverse effect on the growth of the industry.

2.30.06 Potential Changes in Global or National Policies

The performance of the company may be affected by the political and economical instability, both in Bangladesh and worldwide. Any instance of political turmoil and disturbance in the country may adversely affect the economy in general.

Management Perception

The Company can prosper in a situation of political stability and a congenial business environment. Political turmoil and disturbance are bad for the economy and so also for this sector. The Company is always aware of all types of turmoils and if the smooth supply of material is hampered or faces any kind of disruptions, it will supply it in future and try to keep its oprations smooth.

2.30.07 History of Non-operation, if any

History of non operation indicates weak operational management of the Company. Non operation leads to negative cash flow, incurring of losses and bankruptcy in worst case scenario.

Management Perception

The Company is in business since 1988. There is no history of non operation in business of the Company till now. The Company has an independent body which is operated by its Memorandum & Articles of Association and other applicable laws and regulations of the country. The financial strength of the Company is very satisfactory. The Directors of the Board are well reputed and experienced and the operation of the company is guided by a good team of professionals. The chance of non-operation of the business of the Company is negligible.

2.30.08 Operational Risks

Operational risks refer to the possibility of plant shut down due to disruption in supply of gas, technological failure, natural calamities, human errors and other unforeseen events. Such incidences may lead to non operation, large overhauling costs and financial losses. The core business operation of IFAD Autos Limited is directly related to assembling and maintaining the products. Country wide severe power shortage is compelling IFAD Autos Limited to utilize captive power which builds up cost. Also port congestion and inland immobility due to political instability poses a great operational risk to IFAD Autos Limited.

Management Perception

Bangladesh Government is meeting this challenge by opening the energy generation to private sector; and also making massive investment, which is expected to ensure availability of energy for uninterupted operation. IFAD Autos Limited perceives that allocation of its resources properly with contingency approaches can reduce this risk factor to great extent.

2.30.09 Input Cost Risks

Input cost risk is the risk of a business when procuring materials or commodities in high global demand. Increasing demand and supply shortages create volatility in these commodity values; and therefore, the timing, quantity and price of purchase must be closely planned.

Management Perception

Management of IFAD Autos Limited would hedge their exposure to input price volatility by adjusting its selling price.

2.30.10 Distribution Risk

For any company, the most crucial wing is the distribution channel. Wide distribution network and monitoring over the network is essential to make its product available to the consumer at right time and price.

Management Perception

IFAD Autos Limited offers a wide range of commercial vehicles in local market. Its distribution strategy comprises of distributors for local markets and distribution network of dealers and outlets for domestic market. IFAD Autos Limited plans to eliminate distribution risk implications by smartly planning its distribution network with great flexibility.

2.31 Statements of Changes in Equity

Statement of changes in equity is prepared in accordance with **BAS-1 "Presentation of Financial Statements"**. This statement reflects information about the increase or decrease in net assets or wealth.

2.32 Capital Work-In-Progress

Property, plant and equipnment under construction/acquisition is accounted for as capital work-in-progress until construction/acquisition is complete and measured at cost.

2.33 Net Asset Value per share (NAVs)

Net Asset Value (NAVs) per share has been calculated by dividing net asset value reported in the statement of financial position by the number of ordinary shares in issue.

3.00 General

Figures appearing in the financial statements have been rounded off to the nearest Taka.

		Amount in Taka	
		June 30, 2017	June 30, 2016

4.00 Property, Plant & Equipment : Tk. 2,654,552,103

This is made up as follows:

Particulars

Opening balance (Written down value)	2,461,762,232	2,412,285,156
Add: Addition during the year	236,807,556	503,843,430
	2,698,569,788	**2,916,128,586**
Less: Disposal of land	-	60,775,247
Less: Revaluation adjustment for disposal of land	-	370,365,190
Closing balance	**2,698,569,788**	**2,484,988,149**
Less: Depreciation charged during the year	44,017,685	23,225,917
Written down value as at June 30, 2017	**2,654,552,103**	**2,461,762,232**

The details schedule of property, plant & equipment are shown in attached **Annexure- A.**

5.00 Construction WIP : Tk. 39,009,836

This is made up as follows:

Particulars

Opening balance	30,137,061	46,980,785
Add: Addition during the year	39,009,836	293,656,276
	69,146,897	**340,637,061**
Less: Transferred to property, plant & equipment	30,137,061	310,500,000
Closing balance:	**39,009,836**	**30,137,061**

The balance represents the cost of under construction building at Tejgaon C/A which is not available for use as per management's intention.

6.00 Investment in Shares: Tk. 56,000,000

This is made up as follows:

Particulars

Bangla Industries Limited	26,000,000	26,000,000
IFAD Salt & Chemical Limited	30,000,000	30,000,000
Total:	**56,000,000**	**56,000,000**

7.00 Inventories: Tk. 1,128,210,719

This is made up as follows:

Particulars

Imported vehicles	Note: 7.01	1,068,899,229	954,286,529
Assembling unit	Note: 7.02	59,311,490	-
Total:		**1,128,210,719**	**954,286,529**

7.01 Inventories (Imported Vehicles): Tk.1,068,899,229

This is made up as follows:

Particulars

Imported Vehicles (June 30, 2017: 799 Nos ; June 30, 2016: 656 Nos)	1,068,899,229	896,015,567
Other Items	-	58,270,962
Total:	**1,068,899,229**	**954,286,529**

		Amount in Taka	
		June 30, 2017	June 30, 2016
7.02	**Inventories (Assembling Unit): Tk.59,311,490**		
	This is made up as follows:		
	Particulars		
	Finished Vehicles (June 30, 2017: 16 Nos)	55,638,012	-
	Work-in-Process	3,673,478	-
	Total:	**59,311,490**	**-**
8.00	**Accounts Receivable & Others Receivable : Tk. 15,303,181,783**		
	This is made up as follows:		
	Particulars		
	Accounts Receivable	15,277,918,632	12,913,400,516
	Other Receivable	25,263,151	-
	Total:	**15,303,181,783**	**12,913,400,516**

8.01 Accounts Receivable & Other Receivable: Tk. 15,303,181,783

This is made up as follows:

Particulars	Others Receivable	Accounts Receivable		
Dues within three months	25,263,151	1,646,088,860	1,671,352,011	860,267,656
Dues over three months	-	1,709,249,887	1,709,249,887	931,549,577
Dues over six months	-	11,922,579,885	11,922,579,885	11,121,583,283
Total:	**25,263,151**	**15,277,918,632**	**15,303,181,783**	**12,913,400,516**

Classification schedule as required by schedule XI of Companies Act 1994 is as follows:

i) Accounts receivable considered good in respect of which the company is fully secured.	-	-
ii) Accounts receivable considered good in respect of which the company holds no security other than the debtor's personal security.	15,277,918,632	12,913,400,516
iii) Accounts receivable considered doubtful or bad.	-	-
iv) Accounts receivable due by any director or other officer of the company.	-	-
v) Accounts receivable due by common management.	-	-
vi) The maximum amount of receivable due by any director or other officer of the company.	-	-
Total:	**15,277,918,632**	**12,913,400,516**

9.00 Investment in Shares: Tk. 350,024,070

This is made up as follows:

Particulars		
Envoy Textile Limited	7,900,000	7,000,000
UNICAP Investment Limited	75,587,752	80,180,096
Prime Bank Investment Limited	31,615,084	26,791,096
UNICAP Securities Limited	38,923,500	33,790,400
Sheltech Brokerage Limited	10,508,734	9,562,950
Abaci Investments Limited	-	209,236,416
Prime Islami Securities Limited	185,489,000	-
Total:	**350,024,070**	**366,560,958**

The details schedule of investment in share are shown in attached **Annexure- B.**

			Amount in Taka	
			June 30, 2017	June 30, 2016
10.00	**Advances, Deposits & Prepayments: Tk. 1,048,123,172**			
	This is made up as follows:			
	Particulars			
	Advance income tax	Note: 10.01	762,742,450	414,552,530
	Advance against property, plant & equipment		36,131,570	90,685,436
	Advance against house rent		32,215,066	26,193,864
	Advance against salary		8,420,522	8,933,614
	Advance against L/C for import		153,300,396	220,165,338
	Other advances		20,083,115	15,867,027
	VAT current account (BIN- 17181011946)		5,549,684	-
	Security deposits	Note: 10.02	29,680,369	40,272,817
	Total:		**1,048,123,172**	**816,670,626**
10.01	**Advance Income Tax: Tk. 762,742,450**			
	This is made up as follows:			
	Particulars			
	Advance income tax (2011-12)		325,872	325,872
	Advance income tax (2013-14)		622,869	622,869
	Advance Income tax (2014-15)		170,692,804	163,948,083
	Advance income tax (2015-16)		255,467,806	249,655,706
	Advance income tax (2016-17)	Note: 10.01A	335,633,099	-
	Total:		**762,742,450**	**414,552,530**
10.01A	**Advance Income Tax (2016-17): Tk. 335,633,099**			
	This is made up as follows:			
	Particulars			
	Advance income tax on import vehicle		307,082,410	216,353,817
	Advance income tax on import CKD & spare parts assembling plant		1,659,103	-
	Advance income tax on import machinery		288,434	-
	Advance income tax on car		475,000	552,500
	Advance income tax through A/C payee cheque		11,000,000	20,000,000
	Advance income tax on placement share		157,000	-
	Advance income tax on land sale		-	489,000
	TDS on FDR account		10,522,859	9,518,616
	TDS on on STD account		542,772	428,241
	TDS on on CD account		49,723	934,482
	TDS on on sales of vehicle		2,183,883	740,188
	TDS on income from rent		75,000	-
	TDS on on dividend income		1,596,915	638,862
	Total:		**335,633,099**	**249,655,706**
10.02	**Security Deposits: Tk. 29,680,369**			
	This is made up as follows:			
	Particulars			
	Lease deposit		26,978,109	36,525,557
	Earnest money		906,500	706,500
	Others security deposit		1,795,760	3,040,760
	Total:		**29,680,369**	**40,272,817**
11.00	**Cash & Cash Equivalents: Tk. 1,542,725,864**			
	This is made up as follows:			
	Particulars			
	Cash in hand		23,671,976	7,844,604
	Cash at bank	Note: 11.01	1,519,053,888	1,563,477,524
	Total:		**1,542,725,864**	**1,571,322,128**

		Amount in Taka	
		June 30, 2017	June 30, 2016

11.01 Cash at Bank: Tk. 1,519,053,888

This is made up as follows:

Particulars			
CD accounts	Annexure- C	148,981,942	422,895,992
STD accounts	Annexure- D	322,430,582	182,721,316
FDR accounts	Annexure- E	1,047,351,022	957,679,501
Balance with brokerage house		290,342	180,715
Total:		**1,519,053,888**	**1,563,477,524**

12.00 Non-Current Assets Held for Sale: Tk. 53,223,916

This is made up as follows:

Particulars		
Carrying amount of land and land development:	**113,959,743**	**113,959,743**
Cost	26,145,220	26,145,220
Revaluation	87,814,523	87,814,523
Fair Value of land and land development	53,223,916	53,223,916
Less: Cost to sale	-	-
Net fair value	**53,223,916**	**53,223,916**
Non-current assets held for sale shall be lower of carring value and fair value less costs to sell	**53,223,916**	**53,223,916**
Gain/(Loss) for classification of non-current assets held for sale:	**(60,735,827)**	**(60,735,827)**
Gain/(Loss) recognized in statement of porfit or loss	27,078,696	27,078,696
Derecognation of revaluation surplus	(87,814,523)	(87,814,523)
Capital gain tax @ 15%	**4,061,804**	**4,061,804**
Post tax profit	**23,016,892**	**23,016,892**

13.00 Ordinary Share Capital: Tk. 1,554,800,000

This is made up as follows:

Particulars		
Authorized Share Capital:		
200,000,000 ordinary shares of Tk. 10 each	2,000,000,000	2,000,000,000
Total:	**2,000,000,000**	**2,000,000,000**
Issued, Subscribed & Paid- up Capital:		
Opening balance	1,495,000,000	1,150,000,000
Stock dividend	59,800,000	345,000,000
Total:	**1,554,800,000**	**1,495,000,000**

The aforesaid share capital is subscribed as under:

Name	No. of Shares	Holding (%)	Amount (Tk.)	Amount (Tk.)
Sponsors/Director	97,597,700	62.772%	975,977,000	938,437,500
Institution	28,888,219	18.580%	288,882,190	230,018,510
Foreign	83,520	0.054%	835,200	-
General public	28,910,561	18.594%	289,105,610	326,543,990
Total:	**155,480,000**	**100%**	**1,554,800,000**	**1,495,000,000**

	Amount in Taka	
	June 30, 2017	June 30, 2016

Classification of shares by holding:

Class by number of shares	30.06.2017			30.06.2016		
	No of Share holder	No. of Share	Holding (%)	No of Share holder	No. of Share	Holding (%)
0-500	3,957	738,107	0.475%	6,010	1,212,659	0.811%
501-5000	2,277	4,261,799	2.741%	3,314	6,061,833	4.055%
5001-10000	372	2,821,962	1.815%	485	3,616,167	2.419%
10001-20000	229	3,479,855	2.238%	232	3,366,318	2.252%
20001-30000	101	2,574,938	1.656%	74	1,895,203	1.268%
30001-40000	52	1,808,666	1.163%	44	1,553,740	1.039%
40001-50000	26	1,208,522	0.777%	40	1,846,412	1.235%
50001-100000	72	5,563,288	3.578%	47	3,393,296	2.270%
100001-1000000	65	20,305,233	13.060%	69	42,460,622	28.402%
Above 1000000	12	112,717,630	72.497%	4	84,093,750	56.250%
Total:	**7,163**	**155,480,000**	**100%**	**10,319**	**149,500,000**	**100%**

14.00 Share Premium: Tk. 388,330,508

This is made up as follows:

Particulars		
Opening balance	388,330,508	388,330,508
Closing balance:	**388,330,508**	**388,330,508**

15.00 Revaluation Surplus: Tk. 1,002,368,697

This is made up as follows:

Particulars		
Opening balance	1,004,201,992	1,320,273,769
Less: Depreciation on revaluation transfer to retained earnings-net off tax	2,444,392	1,892,049
Add/(Less): Deferred tax Income/(Expenses) on revaluation surplus during the year	611,097	56,185,462
Less: Derecognition/reversal of revaluation surplus for decrease in value, sale of land and non-current assets held for sale	-	370,365,190
Closing balance:	**1,002,368,697**	**1,004,201,992**

16.00 Retained Earnings: Tk. 3,043,137,321

This is made up as follows:

Particulars		
Opening balance	2,125,033,443	1,964,421,031
Less: Other comprehensive income /(loss)	-	(13,088,582)
Less: Deferred tax liability on OCI	-	(4,362,861)
Opening balance (Re-stated)	**2,125,033,443**	**1,946,969,588**
Add/(Less): Prior year adjustment (Income Tax)	-	6,534,972
Add: Net profit during the year	1,047,812,611	595,136,835
Add: Depreciation on revaluation surplus	2,444,392	1,892,049
Less: Stock dividend	(59,800,000)	(345,000,000)
Less: Cash dividend	(72,353,125)	(80,500,000)
Closing balance:	**3,043,137,321**	**2,125,033,443**

	Amount in Taka	
	June 30, 2017	June 30, 2016

17.00 Other Comprehensive Income/(Loss): Tk. 13,834,212

This is made up as follows:

Particulars

Opening Balance	6,164,422	13,088,582
Add/(loss): During the year	7,669,790	(6,924,160)
Closing balance:	**13,834,212**	**6,164,422**

18.00 Deferred Tax Liability: Tk. 221,015,914

This is made up as follows:

Particulars

Particulars	Carrying Amount	Tax Base	Temporary Difference	Rate of Tax	Deferred Tax (Assets)/Liabilities	Deferred Tax (Assets)/Liabilities
Property, plant & equipment cost	1,478,244,218	1,336,988,283	141,255,935	25%	35,313,984	13,161,198
Sub Total (a)	1,478,244,218	1,336,988,283	141,255,935		35,313,984	13,161,198
Property, Plant & Equipment Revaluation:						
Land & land development	1,129,864,443	-	1,129,864,443	15%	169,479,666	169,479,666
Building & civil construction	46,443,442	-	46,443,442	25%	11,610,861	12,221,958
Sub Total (b)	1,176,307,885	-	1,176,307,885		181,090,527	181,701,624
Other Comprehensive Income /(loss):						
Other comprehensive income /(loss)	18,445,615	-	18,445,615	25%	4,611,404	2,054,808
Sub Total (c)	18,445,615	-	18,445,615		4,611,404	2,054,808
Total Deferred Tax (Assets)/Liabilities (a+b+c)	**2,672,997,718**	**1,336,988,283**	**1,336,009,435**		**221,015,914**	**196,917,630**

Deferred tax (Income)/Expenses recognized in statement of profit or loss:

Closing deferred tax liability	35,313,984	13,161,198
Opening deferred tax liability	13,161,198	-
Deferred tax (Income)/Expenses	**22,152,786**	**13,161,198**

Deferred tax (Income)/Expenses recognized in revaluation surplus:

Closing deferred tax liability	181,090,527	181,701,624
Opening deferred tax liability	181,701,624	237,887,086
Deferred tax (Income)/Expenses	**(611,097)**	**(56,185,462)**

Deferred tax (Income)/Expenses recognized in other comprehensive income /(loss):

Closing deferred tax liability	4,611,404	2,054,808
Opening deferred tax liability	2,054,808	4,362,861
Deferred tax (Income)/Expenses	**2,556,596**	**(2,308,053)**

	Amount in Taka	
	June 30, 2017	June 30, 2016

19.00 Security Deposits (Dealer): Tk. 14,895,000

This is made up as follows:

Particulars

Arpa Traders	50,000	50,000
Khan Motors	50,000	50,000
Land Mark Auto Mobile	100,000	100,000
M.R Enterprise (Sirajgonj)	200,000	200,000
R.M Motors	50,000	50,000
Tutul Motors	20,000	20,000
Alam Transport	80,000	80,000
Eastern Paribahan	930,000	930,000
Islam Enterprise	70,000	70,000
Khan Enterprise	885,000	885,000
Khan Motors	250,000	250,000
KSK Traders	2,200,000	2,230,000
M Roshni Motors	5,000	5,000
M.R Enterprise	6,170,000	6,170,000
M.S Traders	420,000	420,000
Makshud Enterprise	110,000	110,000
Mohastan Motors	1,465,000	1,465,000
N.H Enterprise	340,000	340,000
Narail Trading Agencey	10,000	10,000
Orion Motors	535,000	535,000
Others	15,000	15,000
S.S Motors	495,000	495,000
Sangram Motors	180,000	180,000
Tutul Motors	265,000	265,000
Total:	**14,895,000**	**14,925,000**

20.00 Long Term Loans: Tk. 745,114,379

This is made up as follows:

Particulars

Bank/FIs Name	Account Number	Branch	Account Type	30.06.2017	30.06.2016
BRAC Bank Ltd.	14355 & 14356	Head Office	Term loan	148,767,708	-
Mercantile Bank Ltd	1519702706	Satmasjid Road	Term loan	148,793,441	184,171,168
Premier Leasing Ltd	2267	Head Office	Term loan	119,527,510	142,824,115
Prime Finance & Investment Ltd.	TDF#2017/002	Head Office	Term loan	175,991,807	-
Shahjalal Islami Bank Ltd	400736300182	Kawran Bazar	Term loan	27,604,611	113,804,451
Social Islami Bank Ltd.	015365000179	Panthapath	Term loan	301,587,380	-
Union Capital Ltd.	CFTF201601002	Head Office	Term loan	39,702,069	46,974,020
				961,974,526	**487,773,754**
Less: Current portion of long term loans transferred to current liability			Note : 22	216,860,147	183,865,403
Total:				**745,114,379**	**303,908,351**

	Amount in Taka	
	June 30, 2017	June 30, 2016

21.00 Leasehold Obligations: Tk. 5,794,735,303

This is made up as follows:

Particulars

Bank/FIs Name	Account Type	Branch	Account Number	30.06.2017	30.06.2016
Al Arafah Islami Bank Ltd.	Lease	Mouchak	Various	752,847,563	796,219,471
Bank Asia Ltd.	Lease	Corporate	Various	674,051,174	540,157,983
BFIC Ltd.	Lease	Dilkusha	Various	-	41,663,028
BIFC Ltd.	Lease	Dilkusha	Various	-	54,096,289
BRAC Bank Ltd.	Lease	Head Office	Various	837,518,183	199,040,428
City Bank Ltd.	Lease	Kawran Bazar	Various	189,544,635	83,411,151
Commercial Bank of Ceylon PLC	Lease	Motijheel	Various	148,937,214	92,016,622
Dhaka Bank Ltd.	Lease	Mogh Bazar	Various	260,598,961	243,657,946
Dutch Bangla Bank Ltd.	Lease	Kawran Bazar	Various	234,187,605	241,976,029
Eastern Bank Ltd.	Lease	Head Office	Various	1,166,798,001	-
EXIM Bank Ltd.	Lease	Panthapath	Various	29,760,784	42,817,786
Fareast Finance & Invest. Ltd.	Lease	Dilkusha	Various	-	185,809,100
First Finanace Ltd.	Lease	Kawran Bazar	Various	-	207,043,430
IDLC Finance Ltd.	Lease	Dilkusha	Various	115,468,726	61,752,757
IFIC Bank Ltd.	Lease	Dhanmondi	Various	154,269,313	263,313,260
ILF Service Ltd.	Lease	Rajuk Avenue	Various	28,108,968	75,508,546
IIDFC Ltd.	Lease	Motijheel	Various	-	125,208,749
Islami Finance & Investment Ltd.	Lease	Dilkusha	Various	-	14,368,800
Jamuna Bank Ltd.	Lease	Sonargaon	Various	318,674,091	230,417,501
Lanka Bangla Finance Ltd.	Lease	Banani	Various	79,622,752	59,389,642
Mercantile Bank Ltd.	Lease	Satmasjid Road	Various	639,664,975	624,572,707
Modhumoti Bank Ltd.	Lease	Motijheel	Various	152,983,672	381,801,851
National Finance Ltd.	Lease	Progoti Soroni	Various	469,668,758	227,071,546
NHFI Ltd.	Lease	Corporate	Various	11,414,198	22,800,324
NCC Bank Ltd.	Lease	Dilkusha	Various	351,926,070	301,629,385
NRB Commercial Bank Ltd.	Lease	Principal	Various	241,147,451	308,299,069
One Bank Ltd.	Lease	Mogh Bazar	Various	646,147,003	653,796,348
PFIL	Lease	Dilkusha	Various	-	120,566,525
PLF Service Ltd.	Lease	Purana Polton	Various	-	70,165,994
Premier Bank Ltd.	Lease	Elephant Road	Various	457,665,293	409,014,154
Premier Leasing & Finance Ltd.	Lease	Motijheel	Various	3,218,738	34,513,445
Prime Finance & Investment Ltd.	Lease	Dilkusha	Various	-	171,480,565
Pubali Bank Ltd.	Lease	Laboratory Rd	Various	212,821,265	-
Prime Bank Ltd.	Lease	Kawran Bazar	Various	386,923,967	212,837,939
Shahjalal Islami Bank Ltd.	Lease	Kawran Bazar	Various	372,163,822	338,826,018
Social Islamic Bank Ltd.	Lease	Panthapath	Various	640,554,472	505,445,709
SBAC Bank Ltd.	Lease	Principal	Various	201,482,765	180,688,621
Standard Bank Ltd.	Lease	Panthapath	Various	351,004,771	301,127,233
Trust Bank Ltd.	Lease	Kawran Bazar	Various	545,085,929	568,686,040
United Commercial Bank Ltd.	Lease	Foreign Ex.	Various	47,446,117	207,898,485
Uttara Bank Ltd.	Lease	Corporate	Various	223,052,890	122,008,762
				10,944,760,126	**9,321,099,238**
Less: Current portion of leasehold obligation transferred to current liability			Note: 23	5,150,024,823	3,582,767,780
Total:				**5,794,735,303**	**5,738,331,458**

	Amount in Taka	
	June 30, 2017	June 30, 2016

22.00 Current Portion of Long Term Loans: Tk. 216,860,147

This is made up as follows:

Particulars

Bank/FIs Name	Account Number	Branch	Account Type	30.06.2017	30.06.2016
BRAC Bank Ltd.	14355 & 14356	Head Office	Term loan	25,197,775	-
Mercantile Bank Ltd.	1519702706	Satmasjid Road	Term loan	43,589,128	38,553,702
Premier Leasing Ltd.	2267	Head Office	Term loan	28,191,330	24,020,542
Prime Finance & Investment Ltd.	TDF#2017/002	Head Office	Term loan	62,292,311	-
Shahjalal Islami Bank Ltd.	4007-3630182	Kawran Bazar	Term loan	-	113,804,451
Social Islamic Bank Ltd.	015365000179	Panthapath	Term loan	48,938,017	-
Union Capital Ltd.	CFTF201601002	Head Office	Term loan	8,651,586	7,486,708
Total:				**216,860,147**	**183,865,403**

Current portion of long term loans is shown as current liabilities as per requirement of **BAS-1**

Summary of term loan are provided below:

Nature	Term Loan
Tenure	4-5 Years.
Repayment clause	48-60 Monthly equal installments.
Interest rate	9.50% - 14% P.a.
Security	First charge on all land & building.

23.00 Current Portion of Leasehold Obligations : Tk. 5,150,024,823

This is made up as follows:

Particulars

Bank / FIs Name	Account Type	Branch	Account Number	30.06.2017	30.06.2016
Al Arafah Islami Bank Ltd.	Lease	Mouchak	Various	436,049,048	357,072,094
Bank Asia Ltd.	Lease	Corporate	Various	323,116,024	221,730,028
BFIC Ltd.	Lease	Dilkusha	Various	-	9,073,408
BIFC Ltd.	Lease	Dilkusha	Various	-	12,840,879
BRAC Bank Ltd.	Lease	Head Office	Various	393,618,172	71,740,694
City Bank Ltd.	Lease	Kawran Bazar	Various	97,104,064	44,770,215
Commercial Bank of Ceylon	Lease	Motijheel	Various	87,975,215	36,599,402
Dhaka Bank Ltd.	Lease	Mogh Bazar	Various	125,142,198	106,264,019
Dutch Bangla Bank Ltd.	Lease	Kawran Bazar	Various	115,952,012	111,766,078
Eastern Bank Ltd.	Lease	Head Office	Various	438,514,180	-
EXIM Bank Ltd.	Lease	Panthapath	Various	12,252,973	12,059,605
Fareast Finance & Invest. Ltd.	Lease	Dilkusha	Various	-	38,297,792
First Finanace Ltd.	Lease	Kawran Bazar	Various	-	75,396,968
IDLC Finance Ltd.	Lease	Dilkusha	Various	55,588,187	19,379,275
IFIC Bank Ltd.	Lease	Dhanmondi	Various	80,773,490	96,035,193
ILFS Ltd.	Lease	Rajuk Avenue	Various	12,407,279	25,902,530
IIDFC Ltd.	Lease	Motijheel	Various	-	23,307,152
Islami Finance & Investment Ltd.	Lease	Dilkusha	Various	-	14,368,800
Jamuna Bank Ltd.	Lease	Sonargaon	Various	173,512,811	82,956,330
Lanka Bangla Finance Ltd.	Lease	Banani	Various	27,852,199	17,014,869

	Amount in Taka	
	June 30, 2017	June 30, 2016

Bank / FIs Name	Account Type	Branch	Account Number	30.06.2017	30.06.2016
Mercantile Bank Ltd.	Lease	Satmasjid Road	Various	324,951,759	233,661,715
Modhumoti Bank Ltd.	Lease	Motijheel	Various	66,857,995	152,287,290
National Finance Ltd.	Lease	Progoti Soroni	Various	107,952,837	50,105,235
NHFI Ltd.	Lease	Corporate	Various	11,414,198	10,440,226
NCC Bank Ltd.	Lease	Dilkusha	Various	176,644,177	103,480,452
NRB Commercial Bank Ltd.	Lease	Principal	Various	137,740,197	134,445,725
One Bank Ltd.	Lease	Mogh Bazar	Various	301,593,673	258,093,859
PFIL	Lease	Dilkusha	Various	-	54,087,438
PLFS Ltd.	Lease	Purana Polton	Various	-	14,833,301
Premier Bank Ltd.	Lease	Elephant Road	Various	257,601,935	203,368,775
Premier Leasing & Finance Ltd.	Lease	Motijheel	Various	3,218,738	31,281,286
Prime Finance & Investment Ltd.	Lease	Dilkusha	Various	-	62,752,295
Prime Bank Ltd.	Lease	Kawran Bazar	Various	187,084,851	76,838,459
Pubali Bank Ltd.	Lease	Laboratory Rd	Various	98,926,751	-
Shahjalal Islami Bank Ltd.	Lease	Kawran Bazar	Various	192,582,689	169,508,360
Social Islamic Bank Ltd.	Lease	Panthapath	Various	266,774,564	167,672,974
SBAC Bank Ltd.	Lease	Principal	Various	98,404,250	77,485,338
Standard Bank Ltd.	Lease	Panthapath	Various	145,769,418	106,980,060
Trust Bank Ltd.	Lease	Kawran Bazar	Various	245,384,086	170,028,497
United Commercial Bank Ltd.	Lease	Foreign Exch.	Various	24,327,198	67,026,118
Uttara Bank Ltd.	Lease	Corporate	Various	122,937,655	61,815,046
Total:				**5,150,024,823**	**3,582,767,780**

Current portion of leasehold obligation is shown as current liabilities as per requierment of **BAS-1**

Payment schedule of leasehold obligations:

Particulars		
Within one year	5,150,024,823	3,582,767,780
More than one year & less than five years	5,794,735,303	5,738,331,458
More than five years	-	-
Total:	**10,944,760,126**	**9,321,099,238**

Summary of leashold obligations are provided below:

Nature	Leasehold obligations
Tenure	1-5 Years.
Repayment clause	12-60 Monthly equal installments.
Interest rate	9% - 17% p.a.

24.00 Accounts & Others Payable: Tk. 117,046,463

This is made up as follows:

Particulars		
GL Steel	18,325,420	13,060,333
Payable for goods	90,447,766	-
Other payable	8,273,277	9,058,104
Total:	**117,046,463**	**22,118,437**

		Amount in Taka	
		June 30, 2017	June 30, 2016

25.00 Unclaimed Dividend: Tk. 1,057,338

This is made up as follows:

Particulars

Dividend payable	1,057,338	345,871
Total:	**1,057,338**	**345,871**

The above represents the cash dividend payable to the shareholders' against which dividend warrant already issued but not presented to bank by them for collection.

26.00 Uncollected IPO Subscription: Tk. 2,370,000

This is made up as follows:

Particulars

Refundable fund of IPO subscribers	2,370,000	2,453,400
Total:	**2,370,000**	**2,453,400**

This represent the amount payable against uncollected IPO subcription for initial public offering liability as follows:

Bank Name	Account Type	Currency	Account Number	30.06.2017	30.06.2016
BRAC Bank	SND	BDT	1501202256548001	1,980,000	1,919,400
BRAC Bank	FC	USD	1501202256548002	270,000	414,000
BRAC Bank	FC	GBP	1501202256548003	96,000	96,000
BRAC Bank	FC	EURO	1501202256548004	24,000	24,000
Total:				**2,370,000**	**2,453,400**

27.00 Advance Against Sales: Tk. 69,287,515

This is made up as follows:

Particulars

Advance against sale of vehicles	16,063,599	17,496,739
Advance against sale of land	53,223,916	53,223,916
Total:	**69,287,515**	**70,720,655**

28.00 Short Term Bank Loans and Credits: Tk. 2,977,244,598

This is made up as follows:

Particulars

Short term bank loans and credits	Annexure-F	2,977,244,598	3,612,926,099
Total:		**2,977,244,598**	**3,612,926,099**

Summary of short term loans and credits are provided below:

Purpose	Working Capital
Tenure	1 Year.
Interest rate	10% - 14% p.a. subject to change by the bank from time to time as applicable for the limit.
Security	Personal gurantee of the directors of the company.

29.00 Provision for Income Tax: Tk. 767,484,079

This is made up as follows:

Particulars

Opening balance	422,109,351	434,129,771
Add: During the year	345,374,728	255,467,806
Less: Adjustment during the year	-	267,488,226
Total:	**767,484,079**	**422,109,351**

			Amount in Taka	
			June 30, 2017	June 30, 2016
30.00	**Accrued Expenses: Tk. 95,445,166**			
	This is made up as follows:			
	Particulars			
	Salary & allowances		10,651,817	180,000
	Remuneration		2,793,000	-
	Audit fees		345,000	345,000
	Wages		1,289,862	-
	Security service charge		82,630	
	Telephone, mobile & internet bills		504,812	596,907
	Electricity bill		657,989	477,932
	Office rent & others		371,463	780,323
	Provision for value added tax		6,751,779	6,751,779
	Provision for PF		1,229,808	923,932
	Provision for WPPF	Note: 30.01	70,767,006	43,188,292
	Total:		**95,445,166**	**53,244,165**
30.01	**Provision for WPPF: Tk. 70,767,006**			
	This is made up as follows:			
	Particulars			
	Opening balance		43,188,292	26,696,072
	Addition during the year		70,767,006	43,188,292
			113,955,298	**69,884,364**
	Payment made during the year		43,188,292	26,696,072
	Closing balance:		**70,767,006**	**43,188,292**

			Amount in Taka	
			2016-2017	2015-2016
31.00	**Revenue: Tk. 10,239,393,588**			
	This is made up as follows:			
	Particulars			
	Sales of vehicles (Imported Vehicles)	Note:31.01	10,219,493,138	6,932,578,110
	Sales of vehicles (Assembling Vehicles)	Note:31.02	19,900,450	-
	Total:		**10,239,393,588**	**6,932,578,110**
31.01	**Sales Revenue (Imported Vehicles): Tk. 10,219,493,138**			
	This is made up as follows:			
	Particulars			
	Sales of vehicles (June 30, 2017: 5620 Nos ; June 30, 2016: 3,821 Nos)		10,219,493,138	6,932,578,110
	Total:		**10,219,493,138**	**6,932,578,110**
31.02	**Sales Revenue (Assembling Vehicles): Tk. 19,900,450**			
	This is made up as follows:			
	Particulars			
	Sales of vehicles (June 30, 2017: 12 Nos)		22,885,518	-
	Less: VAT		2,985,068	-
	Total:		**19,900,450**	**-**
32.00	**Cost of Sales: Tk. 8,399,327,650**			
	This is made up as follows:			
	Particulars			
	Cost of vehicles		8,442,634,697	5,779,260,715
	Raw materials		45,514,292	-
	Wages		21,365,714	19,996,031
	Indirect labour charges		240,954	-
	Salaries & allowances		2,105,199	-
	Repair & maintenance		269,368	-
	Photocopy & stationery		146,206	-
	Gas charge		56,270	-
	Servicing charge		7,471,566	3,261,206
	Warranty expenses		613,610	848,058
	Quality control expenses		1,774,043	1,316,166
	Electricity expenses		3,199,331	1,548,855
	Canteen subsidies		47,668	-
	Uniform expenses		145,285	-
	Carrying & handling		471,230	-
	Factory maintenance		1,868,950	-
	Entertainment		467,250	-
	Travelling & conveyance		145,159	-
	Car maintenance		148,921	-
	Delivery expenses		884,805	358,256
	Documantation & service charges		8,019,765	6,086,823
	Bank charges for PAD		552,284	181,583
	Security service charge		500,173	17,700
	Vehicle mobile set		6,262,000	6,017,250
	Service center rent		6,585,052	6,384,287
	Depreciation		20,545,220	-
	Spare parts & tools		1,216,828	935,809
			8,573,251,840	**5,826,212,739**

		Amount in Taka	
		2016-2017	2015-2016
	Add: Opening raw materials	-	-
	Less: Closing raw materials	-	-
		8,573,251,840	**5,826,212,739**
	Add: Opening work-in-prosess	-	-
	Less: Closing work-in-prosess	3,673,478	-
		8,569,578,362	**5,826,212,739**
	Add: Opening finished goods	954,286,529	835,414,619
	Less: Closing finished goods	1,124,537,241	954,286,529
	Total:	**8,399,327,650**	**5,707,340,829**

32.01 Cost of Sales (Imported Vehicles): Tk. 8,383,258,876

This is made up as follows:

Particulars		
Cost of imported vehicles	8,442,634,697	5,779,260,715
Wages	19,267,447	19,996,031
Servicing charge	7,471,566	3,261,206
Warranty expenses	613,610	848,058
Quality control expenses	1,774,043	1,316,166
Electricity expenses	2,205,021	1,548,855
Delivery expenses	884,805	358,256
Documantation & service charges	8,019,765	6,086,823
Bank charges for PAD	552,284	181,583
Security service charge	500,173	17,700
Vehicle mobile set	6,262,000	6,017,250
Service center rent	6,585,052	6,384,287
Spare parts & tools	1,101,113	935,809
	8,497,871,576	**5,826,212,739**
Add: Opening finished goods	954,286,529	835,414,619
Less: Closing finished goods	1,068,899,229	954,286,529
Total:	**8,383,258,876**	**5,707,340,829**

32.02 Cost of Sales (Assembling Vehicles): Tk. 16,068,774

This is made up as follows:

Particulars		
Raw materials	45,514,292	-
Wages	2,098,267	-
Indirect labour charges	240,954	-
Salaries & allowances	2,105,199	
Repair & maintenance	269,368	-
Photocopy & stationery	146,206	-
Gas charge	56,270	-
Electricity expenses	994,310	-
Canteen subsidies	47,668	-
Uniform expenses	145,285	-
Carrying & handling	471,230	-
Factory maintenance	1,868,950	-
Entertainment	467,250	-
Travelling & conveyance	145,159	-
Car maintenance	148,921	-
Spare parts & tools	115,715	
Depreciation	20,545,220	-
	75,380,264	**-**

AMAR STOCK

		Amount in Taka	
		2016-2017	2015-2016
	Add: Opening raw materials	-	-
	Less: Closing raw materials	-	
		75,380,264	**-**
	Add: Opening work-in-prosess	-	-
	Less: Closing work-in-prosess	3,673,478	-
		71,706,786	**-**
	Add: Opening finished goods	-	-
	Less: Closing finished goods	55,638,012	-
	Total:	**16,068,774**	**-**

33.00 Administrative Expenses: Tk. 234,930,890

This is made up as follows:

Particulars		
AGM expenses	945,750	1,524,339
Audit fees	345,000	345,000
Conveyance	2,809,786	3,072,701
CSR expenses	1,870,070	19,200,701
Directors' remuneration	43,200,000	43,200,000
Electricity expenses	3,690,861	2,754,952
Entertainment	4,856,998	5,077,184
Gas charge	315,632	273,108
Office maintenance	12,308,833	15,897,041
Office stationary	2,907,848	2,502,305
Postage expenses	1,551,250	1,751,792
Provident fund expense	3,572,824	2,386,979
Fees & other	5,054,601	577,663
Rent, rates & taxes	27,541,796	20,220,417
Salaries & allowances	79,044,328	67,612,294
Stamp expenses	1,935,475	1,623,980
Telephone, mobile & internet expenses	7,792,735	6,098,077
Travelling expenses	8,913,718	7,931,745
Vehicle registration & insurance	2,800,920	2,657,747
Write off of investment in GMG Airlines Ltd.	-	50,000,000
Depreciation	23,472,465	23,225,917
Total:	**234,930,890**	**277,933,942**

34.00 Distribution Expenses: Tk. 147,216,223

This is made up as follows:

Particulars		
Advertisement & publicity	6,017,346	4,551,184
Dealers' commission	12,380,000	13,625,000
Entertainment	6,154,723	6,027,149
Inspecting charges	191,640	142,671
Marketing expenses	29,760,075	21,562,685
Recovery expenses	8,902,096	8,809,629
Salaries & allowances	72,963,995	45,074,863
Travelling expenses	10,846,348	8,215,085
Total:	**147,216,223**	**108,008,266**

AMAR STOCK

			Amount in Taka	
			2016-2017	2015-2016
35.00	**Other Income: Tk. 116,459,698**			
	This is made up as follows:			
	Particulars			
	Interest on fixed deposit		131,387,860	102,120,990
	Gain/(loss) on sale of land		-	32,146,057
	Gain/(loss) for non-current assets held for sale		-	27,078,696
	Interest on STD		4,660,953	3,939,037
	Interest on CD		497,230	9,344,822
	Foreign currency exchange gain/(loss)		(217,390)	-
	Realised gain/(loss) on investment in shares	Note:35.01	(29,353,577)	(14,031,629)
	Income fron office rent		1,500,000	-
	Dividend income		7,984,622	3,194,374
	Total:		**116,459,698**	**163,792,347**
35.01	**Realised Gain/(Loss) on Investment in Share: Tk. (29,353,577)**			
	This is made up as follows:			
	Particulars			
	Realised gain/(loss) on investment in share		(29,353,577)	(14,031,629)
	Total:		**(29,353,577)**	**(14,031,629)**
36.00	**Financial Expense: Tk. 88,271,391**			
	This is made up as follows:			
	Particulars			
	Bank charge & commission		9,097,067	9,656,101
	Interest on loans and credits		79,174,324	86,477,188
	Total:		**88,271,391**	**96,133,289**
37.00	**Income Tax Expenses: Tk. 367,527,515**			
	This is made up as follows:			
	Particulars			
	Current tax	Note:37.01	345,374,728	255,467,806
	Deferred tax	Note:18	22,152,787	13,161,198
	Total:		**367,527,515**	**268,629,004**
37.01	**Current tax: Tk. 345,374,728**			
	This is made up as follows:			
	Particulars			
	Income tax on business income	Note:37.01A	309,266,293	217,094,005
	Income tax on other income	Note:37.01B	36,108,435	38,373,801
	Total:		**345,374,728**	**255,467,806**
37.01A	**Income Tax on Business Income: Tk. 309,266,293**			
	This is made up as follows:			
	Particulars			
	Income before tax during the year		1,415,340,126	863,765,839
	Less: Other income		116,459,698	163,792,347
	Add: Accounting depreciation		44,017,685	23,225,917
	Less: Tax depreciation		130,184,438	73,347,976
	Taxable income		1,212,713,675	649,851,433
	Tax rate		25%	25%
	Current tax payable		303,178,419	162,462,858
	Tax deducted at sources u/s 82C		309,266,293	217,094,005
	As tax deducted at source is higher than income tax calculated @25% on business income, tax payable shall be the higher one:		**309,266,293**	**217,094,005**

		Amount in Taka	
		2016-2017	2015-2016
37.01B	**Income Tax on Other Income : Tk. 36,108,435**		
	This is made up as follows:		
	Particulars		
	Interest on fixed deposit	32,846,965	25,530,248
	Gain/(loss) on sale of land	-	4,821,909
	Gain/(loss) for non-current assets held for sale	-	4,061,804
	Interest on STD	1,165,238	984,760
	Interest on CD	124,308	2,336,206
	Realised gain/(loss) on investment in shares	-	-
	Foreign currency exchange gain/(loss)	-	-
	Income from office rent	375,000	-
	Dividend income	1,596,924	638,875
	Total:	**36,108,435**	**38,373,801**
38.00	**Other Comprehensive Income/(Loss): Tk. 7,669,790**		
	This is made up as follows:		
	Particulars		
	Share of profit of associate company	-	(3,106,535)
	Unrealised gain/(loss) on marketable securities Note: 38.01	10,226,385	(6,125,678)
	Total:	**10,226,385**	**(9,232,213)**
	Less: Deferred tax income/(expenses) on other comprehensive income/(loss)	(2,556,596)	2,308,053
	Total:	**7,669,790**	**(6,924,160)**
38.01	**Unrealised Gain/(Loss) on Marketable Securities: Tk. 10,226,385**		
	This is made up as follows:		
	Particulars		
	Market value of investment in share as on June 30,2017	350,024,070	366,560,958
	Less: Cost of investment in share as on June 30,2017	359,831,599	386,594,872
	Fair value gain/(loss) on investment in share as on June 30,2017	**(9,807,529)**	**(20,033,914)**
	Less: Fair value gain/(loss) recognised previous year	(20,033,914)	(13,908,236)
	Fair value gain/(loss) on investment in share for the year	**10,226,385**	**(6,125,678)**
39.00	**Basic Earning Per Share: Tk. 6.74**		
	This is made up as follows:		
	Particulars		
	Net profit/(loss) for the year	1,047,812,611	595,136,835
	Earnings attrubitable to the ordinary share holder	**1,047,812,611**	**595,136,835**
	Number of ordinary shares Note: 39.01	155,480,000	155,480,000
	Earning Per share	**6.74**	**3.83**
39.01	**Weighted Number of Ordinary Shares : Tk. 155,480,000**		
	This is made up as follows:		
	Particulars		
	149,500,000 shares for 365 days	149,500,000	149,500,000
	5,980,000 bonus shares for 365 days	5,980,000	5,980,000
	Total:	**155,480,000**	**155,480,000**

	Amount in Taka	
	2016-2017	2015-2016

40.00 Containgent Liabilties:

The company is contingently liable for instalment sales receivable against lease finance to customers by banks and financial inistitution aggregating Tk. 1,255,112 as at June 30, 2017.

41.00 Cash Receipts From Customers and Others : Tk. 7,986,007,834

This is made up as follows:

Particulars		
Sales revenue	10,239,393,588	6,932,578,110
Opening accounts receivable	12,913,400,516	10,718,842,427
Closing accounts receivable	(15,277,918,632)	(12,913,400,516)
Opening advance against sales of vehicle	(17,496,739)	(19,030,000)
Closing advance against sales of vehicle	16,063,599	17,496,739
Other income except dividend & capital gain	112,565,502	115,404,849
Total:	**7,986,007,834**	**4,851,891,609**

42.00 Cash Payment to Suppliers and Employees : Tk. (8,792,383,187)

This is made up as follows:

Particulars		
Cost of sales	(8,399,327,650)	(5,707,340,829)
Administrative expenses	(234,930,890)	(277,933,942)
Distribution expenses	(147,216,223)	(108,008,266)
Adjustment for depreciation	44,017,685	23,225,917
Investment write off	-	50,000,000
(Increase)/ decrease in inventories	(173,924,190)	(118,871,910)
(Increase)/ decrease in advances, deposits and prepayments	52,636,060	(51,692,222)
Increase/ (decrease) in trade and other payables	94,928,026	(15,121,996)
Increase/ (decrease) in accured expenses	14,622,287	(11,555,161)
Payment of WPPF	(43,188,292)	(26,696,072)
Total:	**(8,792,383,187)**	**(6,243,994,481)**

43.00 Financial Expenses paid : Tk. (88,271,391)

This is made up as follows:

Particulars		
Financial expenses	(88,271,391)	(96,133,289)
Total:	**(88,271,391)**	**(96,133,289)**

44.00 Income Tax Paid: Tk. (348,189,920)

This is made up as follows:

Particulars		
Opening advance tax	414,552,530	410,850,078
Adjustment during the year	-	(267,488,226)
Prior year adjustment	-	6,534,972
Closing advance tax	(762,742,450)	(414,552,530)
Total:	**(348,189,920)**	**(264,655,706)**

45.00 Additional disclosure

(a) The major reason for significant deviation in EPS is for increased sales which is 47.70% higher with compared to corresponding previous year.

(b) The company invested Tk. 30,000,000 on October 20, 2014 in the 3,000,000 ordinary shares of Tk. 10/- each which is 30.61% of the total paid up capital all. 98,000,000 of Ifad Salt & Chemical Ltd. During the year ended June 30, 2015, Share of profit of Ifad Salt & Chemical Limited from the date of acquisition accounted for under equity method as the share holding constitute Ifad Salt & Chemical Limited as the associate company as per **BAS-28.** During the year ended June 30, 2016 the paid up capital of Ifad Salt & Chemical Limited has been increased to Tk. 250,000,000 thus the share holding position of the company has been changed from 30.61% to 12.00%. This investment is reclassified as Financial Instrument as per **BAS-39**. As there is no active market for the securities of Ifad Salt and Chemical Limited the fair value of such securities could not be determined and thus the investment has been shown at cost and the share of profit of Tk. 3,106,535 recognized earlier in the statement of profit or loss has been recognized as loss in the Statement of Profit or Loss during the year ended June 30, 2016. As the company is no more associate company as on June 30, 2017 no share of profit is recognized in the financial statements.

(c) Disclosure as per requirement of **BAS-8: "Accounting Policies, Changes in Accounting Estimates and Errors".**

During the year as on June 30,2016 has been charged deferred tax on other comprehensive income /(loss). Thus deferred tax has been made retrospectively as under:

Share of profit of associate company	(3,106,535)
Unrealised gain/(loss) on investment in share	(6,125,678)
Balance during the period	(9,232,213)
Less: Deferred tax income /(expenses) on other comprehensive income/(loss)	2,308,053
Re-stated other comprehensive income/(loss)	**(6,924,160)**

During the year as on June 30,2016 deferred tax first addoption therefore the retained earnings overstated by tk. 4,362,861 for which correction has been made retrospectively as under :

Retained Earnings	
Opening balance as on June 30,2016	1,964,421,031
Less: Other comprehensive income /(loss)	(13,088,582)
Less: Deferred tax liability on other comprehensive income	(4,362,861)
Opening balance re-stated	**1,946,969,588**

During the year as on June 30,2016 Net asset value overstated by tk 2,054,808 for which correction has been made retospectively as under

Net Asset Value Per share	33.58
Reduced by	0.01
Re-stated NAV	33.57
Deferred tax liability on other comprehensive income as on June 30,2016	2,054,808
Weighted average Number of Ordinary Shares as on June 30,2016	149,500,000
NAV has been reduced by	0.01

(d) IFAD Autos Limited met its obligations on time; and had no classified lease/loan finance from banks/financial institutions. Hence, such negative operating cash outflow is not a going concern threat for IFAD Autos Limited.

46.00 Disclosure As Per Requirement of Schedule XI , Part -II of Companies Act 1994

46.01 Commisssion , Brokerage or Discount against sales:

(a) There was no brokerage or discount against sales during the year.
(b) No commission was paid to sales against during the year.

47.00 Related Party Disclosures

A. Transaction with related company

The company has entered into transaction with other entities that fall within the definition of related party as contained in **BAS-24 "Related Party Disclosures"** The company opinion that terms of related teransaction do not significantly differ from those that could have been obtained from third parties . Total transations of the significant related parties as at June 30, 2017 are as follows :

Name of the Party	Nature of Relationship	Nature of Transaction	Opening Balance	Debit	Credit	Closing Balance
IFAD Salt & Chemicals Ltd.	Common Management	Investment	30,000,000	-	-	30,000,000
IFAD Auto Services Ltd.	Common Management	Trading	-	9,955,000	4,359,133	5,595,867

B. Transaction with Key Management Personnel of the Company:

As per Company Act 1994, Part-II , Schedule-XI (4) The profit and loss account will give by way of a note detailed information , showing separately the following payments provided or made during the financial period to the directors , including managing director , the managing agents or manager , if any , by the company , subsidiaries of the company and any other person :

Particulars	2016-2017	2015-2016
(a) managerial remuneration paid or payable during the period to the directors, including managing directors, a managing agent or manager;	53,209,750	51,584,043
(b) expenses reimbursed to Management Agent;	Nil	Nil
(c) commission or Remuneration payable separately to a managing agent or his associate;	Nil	Nil
(d) commission received or receivable by the managing agent or his associate as selling or buying agent of other concerns in respect of contracts entered into by such concerns with the company;	Nil	Nil
(e) the money value of the contracts for the sale or purchase of goods and materials or supply of services, entered into by the company with the managing agent or his associate during the financial period.	Nil	Nil
(f) any other perquisite or benefits in cash or in kind stating, approximate money value where practicable.	Nil	Nil
(g) other allowances and commission including guarantee commission	Nil	Nil
(h) pensions etc.	Nil	Nil
(i) Pensions;	Nil	Nil
(ii) Gratuities;	Nil	Nil
(iii) Payments from a provident funds, in excess of own subscription and interest thereon;	157,575	135,984
(iv) compensation for loss or office;	Nil	Nil
(v) consideration in connection with retirement from office.	Nil	Nil

B. An entity shall disclose key management personnel compensation in total and for each of the following categories:

Particulars	Amount in Taka	
	2016-2017	2015-2016
(i) Short - term employee benefits;	53,209,750	51,584,043
(ii) Post - employment benefits;	157,575	135,984
(iii) Other long-term benefits;	Nil	Nil
(iv) Termination benefits; and	Nil	Nil
(v) Share -based payment	Nil	Nil

48.00 Number of Employees

All the employee receive salary/wages in excess of Tk. 3000 per month	Number of Employees
Number of permanent employee	710
Number of temporary employee	156
Total:	**866**

IFAD Autos Limited

Schedule of Property, Plant & Equipment

As at June 30, 2017

Annexure- A

Particulars	Written down value				Rate (%)	Depreciation charged during the year	Written down value
	As at 01.07.2016	Addition during the year	Disposal during the year	As at 30.06.2017			
Property, plant & equipment (written down value/revaluation less depreciation):							
Land and land development	711,701,943	55,825,366	-	767,527,309	0%	-	767,527,309
Building	393,225,600	89,662,932	-	482,888,532	5%	21,400,944	461,487,588
Flat	22,733,680	-	-	22,733,680	2%	454,674	22,279,006
Tools & equipment	6,406,477	160,000	-	6,566,477	10%	641,788	5,924,689
Plant & machinery	-	59,070,635	-	59,070,635	10%	2,590,449	56,480,186
Furniture & fixtures	8,877,458	4,337,769	-	13,215,227	10%	1,060,063	12,155,164
Office equipment	14,826,674	9,631,696	-	24,458,370	10%	1,967,439	22,490,931
Electric equipment & installation	4,465,384	14,329,158	-	18,794,542	10%	1,118,928	17,675,614
Motor vehicles	120,772,739	3,790,000	-	124,562,739	10%	12,339,008	112,223,731
Sub total:	**1,283,009,955**	**236,807,556**	**-**	**1,519,817,511**		**41,573,293**	**1,478,244,218**
Revalued property, plant & equipment							

Particulars		Written down value			Rate (%)	Depreciation charged during the year	Written down value
	As at 01.07.2016	Addition during the year	Adjustment during the year	As at 30.06.2017			
Land and land development	1,129,864,443	-	-	1,129,864,443	0%	-	1,129,864,443
Building	48,887,834	-	-	48,887,834	5%	2,444,392	46,443,442
Sub total:	**1,178,752,277**	**-**	**-**	**1,178,752,277**		**2,444,392**	**1,176,307,885**
Grand total (As at June 30, 2017)	**2,461,762,232**	**236,807,556**	**-**	**2,698,569,788**		**44,017,685**	**2,654,552,103**
Grand total (As at June 30, 2016)	**2,412,285,156**	**503,843,430**	**370,365,190**	**2,484,988,149**		**23,225,917**	**2,461,762,232**

Depreciation Allocation:

Particulars	Amount
Cost of Sales	20,545,220
Administrative Expenses	23,472,465

IFAD Autos Limited

IFAD Autos Limited

Schedule of Investment in Shares

As at 30 June,2017

Annexure- B

SL. No.	Name of Company	No. of Share Held	Face Value per Share	Cost Holding	Average Cost	Quoted Rate per Share as on 30.06.17	Total Market Value of Shares as on 30.06.17	Unrealized Gain/(Loss)
1	Pragati Life Insurance Ltd.	107,100	10	24,089,068	224.92	114.40	12,252,240	(11,836,828)
2	BD Thai Aluminium Ltd.	368,600	10	11,827,018	32.09	27.90	10,283,940	(1,543,078)
3	CMC-Kamal Textile Ltd.	644,554	10	18,204,115	28.24	26.80	17,274,047	(930,068)
4	Doreen Power Gen.& Sys. Ltd.	107,337	10	15,583,568	145.18	149.30	16,025,414	441,846
5	Far Chemical Industries Ltd.	25,600	10	700,621	27.37	25.70	657,920	(42,701)
6	Golden Harvest Agro Ltd.	236,615	10	12,421,835	52.50	46.00	10,884,290	(1,537,545)
7	National Polymer Ltd.	0.50	10	3	6.66	107.00	54	51
8	Paramount Insurance Ltd.	432,097	10	8,810,726	20.39	19.00	8,209,847	(600,879)
9	Envoy Textiles Ltd.	6,000	10	58,301	9.72	39.50	237,000	178,699
10	Navana CNG ltd.	50,000	10	3,996,307	79.93	72.30	3,615,000	(381,307)
11	Shasha Denims Ltd.	515,000	10	42,840,090	83.18	68.10	35,071,500	(7,768,590)
12	Envoy Textiles Ltd.	0.68	10	34	49.50	39.50	27	(7)
13	Envoy Textiles Ltd.	200,000	10	2,000,000	10.00	39.50	7,900,000	5,900,000
14	Far Chemical Industries Ltd.	100,000	10	2,663,990	26.64	25.70	2,570,000	(93,990)
15	Popular Life Insurance Com.	0.80	10	86	107.16	70.80	57	(29)
16	Ratanpur Steel Re-Rolling	100,000	10	8,996,419	89.96	81.50	8,150,000	(846,419)
17	Saif Powertec Ltd.	70,000	10	3,121,356	44.59	43.50	3,045,000	(76,356)
18	Social Islami Bank Ltd.	525,000	10	12,032,889	22.92	22.50	11,812,500	(220,389)
19	Standard Bank Ltd.	525,000	10	7,511,250	14.31	11.50	6,037,500	(1,473,750)
20	Sumit Power Ltd.	257,567	10	10,632,845	41.28	40.80	10,508,734	(124,111)
21	BD Finance Ltd.	500,000	10	10,884,080	21.77	21.40	10,700,000	(184,080)
22	Bximco Pharma Ltd.	125,000	10	14,368,526	114.95	113.00	14,125,000	(243,526)
23	Doreen Power Ltd.	890,000	10	120,977,696	135.93	149.30	132,877,000	11,899,304
24	UPGDCL	150,200	10	28,110,777	187.16	185.00	27,787,000	(323,777)
Total				**359,831,599**			**350,024,070**	**(9,807,529)**

IFAD Autos Limited

Schedule of CD Accounts

As at June 30, 2017

Annexure- C

SL No.	Bank Name	Branch	Account No.	30.06.2017	30.06.2016
1	AB Bank Ltd.	Motijheel	4004-145831-000	52,056	88,633
2	AB Bank Ltd.	Kawran Bazar	4002-758648-000	1,815,789	1,471,105
3	Al Arafah Islami Bank Ltd.	Mouchak	0241020011664	14,489,199	1,835,825
4	Bank Al Falah Ltd.	Gulshan	01701065	-	687,624
5	Bank Al Falah Ltd.	Main	12026376	-	22,345
6	Bank Asia Ltd.	Corporate	00233004553	22,369,294	7,088,025
7	Bangladesh Krishi Bank	LPO	4001-0210033445	4,115	5,265
8	BRAC Bank Ltd.	Head Office	1506200374314001	60,548	39,121,532
9	BRAC Bank Ltd.	Head Office	1520201854420001	110,680	269,217
10	BRAC Bank Ltd.	Head Office	1520201854420002	-	29,217
11	BRAC Bank Ltd.	Head Office	1501202256548001	2,571,917	24,427,152
12	BRAC Bank Ltd.	Head Office	1501202256548002	270,000	414,000
13	BRAC Bank Ltd.	Head Office	1501202256548003	96,000	96,000
14	BRAC Bank Ltd.	Head Office	1501202256548004	24,000	24,000
15	CBC	Motijheel	8897	2,765	461,125
16	The City Bank Ltd.	Kawran Bazar	1101065556001	1,802,180	1,544,428
17	Dhaka Bank Ltd.	Mogh Bazar	0217100000007402	18,058	43,883
18	Dutch-Bangla Bank Ltd.	Kawran Bazar	1071100008237	14,774,293	5,717,250
19	Eastern Bank Ltd.	Sonargaon Road	1051070006284	5,303,650	2,757,363
20	Farmers Bank Ltd.	Motijheel	0111100009181	94,906	96,235
21	Islami Bank Bangladesh Ltd.	Elephant Road	20502150100132708	1,498,800	3,274,505
22	Islami Bank Bangladesh Ltd.	Head Office	20502130100114302	9,434,250	4,742,637
23	IFIC Bank Ltd.	Dhanmondi	1006-128859-001	459,115	10,245
24	Jamuna Bank Ltd.	Sonargaon Road	0012-0211001080	43,308	43,883
25	Jamuna Bank Ltd.	Sonargaon Road	0002-0210003957	197,720	255,941,964
26	Mercantile Bank Ltd.	Satmasjid Road	012311100001220	362,418	2,924,902
27	Midland Bank Ltd.	Dhanmondi	0008-1050000239	268,880	270,530
28	Midland Bank Ltd.	Gulshan	0011-1050000501	46,232	46,957
29	Modhumoti Bank Ltd.	Motijheel	110111100000046	14,239,927	110,100
30	Mutual Trust Bank Ltd.	Mymensingh	0054-0210001000	12,001	2,069,163
31	Mutual Trust Bank Ltd.	Bashundhara City	0016-0210010069	118,394	120,504
32	National Bank Ltd.	Kawran Bazar	0048-33029091	213,330	171,562
33	NCC Bank Ltd.	Tongi	0080-0210006209	1,274	2,539
34	NCC Bank Ltd.	Dilkusha	0028-0210006285	48,713	803,462
35	NRBC Bank Ltd.	Principal	010133300000118	1,368,320	2,439,077
36	One Bank Ltd.	Mogh Bazar	0501020000884	5,210,223	4,702,830
37	One Bank Ltd.	Mogh Bazar	0500460960002	-	918,444
38	The Premier Bank Ltd.	Elephant Road	011411100004949	62,690	197,200
39	Prime Bank Ltd.	Kawran Bazar	11311050026266	3,088,150	2,039,904
40	Prime Bank Ltd.	New Eskaton	12811010013915	925,387	5,649,776
41	Prime Bank Ltd.	Mohakali	11011080009999	711,715	1,821,031
42	Pubali Bank Ltd.	Lab Road	1345901024619	1,335,473	593,795
43	Pubali Bank Ltd.	Dhaka Stadium	0939901029186	919,274	7,855,191
44	Pubali Bank Ltd.	Principal	3555901034352	-	876
45	Pubali Bank Ltd.	Nayapaltan	2438901040151	294,619	4,344,548
46	Rupali Bank Ltd.	Local Office	200070166	8,932	10,151
47	State Bank of India	Motijheel	05160292720001	1,404,134	1,316,805
48	State Bank of India	Motijheel	05420404420201	2,908,378	10,686
49	Shajalal Islami Bank Ltd.	Uttara	400811100007371	8,147	10,217
50	Shajalal Islami Bank Ltd.	Kawran Bazar	400711100000022	210,560	966,865
51	Shahjalal Islami Bank Ltd.	Dhaka Main	4001-11100000429	24,649	25,949
52	Social Islami Bank Ltd.	Panthapath	0151330012142	20,528	212,530

IFAD Autos Limited
Schedule of CD Accounts
As at June 30, 2017

Annexure- C

SL No.	Bank Name	Branch	Account No.	30.06.2017	30.06.2016
53	Social Islami Bank Ltd	Dhamrai SME	0611330005483	510,355	512,005
54	Sonali Bank Ltd.	Local office	000233034856	6,454	6,454
55	Sonali Bank Ltd.	Sonargaon Road	4434001005417	23,699,606	24,413,544
56	SBAC Bank Ltd.	Principal	01111000010795	-	2,958,999
57	Standerd Bank Ltd.	Panthapath	01733100033	1,327,618	347,588
58	Standerd Bank Ltd.	Panthapath	01733001709	4,034,619	37,383
59	Trust Bank Ltd.	Kawran Bazar	0030-0210004578	1,305,929	,382,592
60	UCBL	Foreign Exchange	0721101000000628	4,981,817	4,425
61	Uttara Bank Ltd.	Corporate Office	15451220211414	3,810,555	1,383,981
		Total:		**148,981,942**	**422,895,992**

AMAR STOCK

IFAD Autos Limited

Schedule of STD Accounts

As at June 30, 2017

Annexure- D

SL No.	Bank Name	Branch	Account No.	30.06.2017	30.06.2016
1	AB Bank Ltd.	Motijheel	4004-676756-430	61,299	61,811
2	Al Arafah Islami Bank Ltd.	Mouchak	0241220000412	89,347	45,772
3	Bank Alfalah Ltd.	Gulshan	03700123	-	5,028
4	Bank Asia Ltd.	Corporate	00236000590	96,910,086	101,877,654
5	Commercial Bank of Ceylon	Motijheel	1802012062	62,376	-
6	The City Bank Ltd.	Kawran Bazar	3101065556001	4,377,286	5,587,702
7	Dhaka Bank Ltd.	Mogh Bazar	02171500000527	231,579	7,685,166
8	Dutch Bangla Bank Ltd.	Kawran Bazar	1071200002966	1,809,168	294,737
9	Eastern Bank Ltd.	Sonargaon Road	1051280071348	7,910,409	5,337,910
10	Exim Bank Ltd.	Panthapath	00213100153351	2,069,685	2,402,909
11	IFIC Bank Ltd.	Dhanmondi	1006-128859-041	306,323	5,043,945
12	Jamuna Bank Ltd.	Sonargaon Road	0002-0320000340	17,985	4,226,015
13	Mercantile Bank Ltd.	Satmasjid Road	01231310000172	-	4,966
14	Modhumoti Bank Ltd.	Motijheel	1101-135000012	238,881	81,151
15	Mutual Trust Bank Ltd.	Mymensingh	0054-0320000106	186,333,402	14,607,064
16	NCC Bank Ltd.	Dilkusha	0028-0325000797	6,713,119	6,945,187
17	NRB Commercial Bank Ltd.	Principal	0101360000027	1,479,196	514,979
18	One Bank Ltd.	Mogh Bazar	0505460960004	548,663	3,341,676
19	The Premier Bank Ltd	Elephant Road	0114131000262	75,651	77,621
20	Prime Bank Ltd.	Kawran Bazar	11331080026768	755,419	2,886,218
21	Pubali Bank Ltd.	Laboratory Road	1345102001557	4,413,539	-
22	Shahjalal Islami Bank Ltd.	Kawran Bazar	4007131000596	149,303	120,704
23	Social Islami Bank Ltd.	Panthapath	0151360001176	121,835	118,984
24	Sonali Bank Ltd.	Sonargaon Road	4434004000065	2,936,987	15,231,813
25	SBAC Bank Ltd.	Principal	01130000027779	17,048	2,631,433
26	Standerd Bank Ltd.	Panthapath	01736000204	146,142	2,799,809
27	Trust Bank Ltd.	Kawran Bazar	0030-0320000319	593,089	256,490
28	UCB Ltd.	Foreign Exchange	07213010000223	4,016,662	534,572
29	Uttara Bank Ltd.	Corporate	15451410041161	46,106	-
			Total:	**322,430,582**	**182,721,316**

IFAD Autos Limited
Schedule of FDR Accounts
As at June 30, 2017

Annexure- E

SL No.	Bank Name/FIs Name	Branch	Account Number	30.06.2017	30.06.2016
1	Alarafah Bank Ltd.	Mouchak	Various	90,165,259	83,502,972
2	Bank Asia Ltd.	Corporate	Various	75,918,028	55,865,966
3	BFIC Ltd.	Dilkusha	Various	8,000,000	24,000,000
4	BIFC Ltd.	Dilkusha	Various	2,026,000	3,859,600
5	BRAC Bank Ltd.	Head Office	Various	-	91,593,140
6	City Bank Ltd.	Kawran Bazar	Various	17,362,897	8,783,446
7	Eastern Bank Ltd.	Shantinagar	Various	100,000,000	-
8	Exim Bank Ltd.	Panthapath	Various	8,697,713	8,090,577
9	Fareast Finance Ltd.	Dilkusha	Various	-	9,204,000
11	First Finance Ltd.	Kawran Bazar	Various	-	9,990,000
12	IDLC Ltd.	Dilkusha	Various	8,405,789	4,551,110
13	IIDFC Ltd.	Motijheel	Various	-	12,336,400
14	ILFS Ltd.	Rajuk Avenue	Various	2,844,837	7,302,200
15	IFIL	Dilkusha	Various	-	7,141,600
16	Jamuna Bank Ltd.	Sonargaon Road	Various	27,743,488	17,112,321
17	Lanka Bangla Finance Ltd.	Banani	Various	5,653,322	3,553,000
18	Mercantile Bank Ltd.	Satmasjid Road	Various	95,506,921	84,364,224
19	National Finance Ltd.	Progoti Soroni	Various	47,282,343	43,275,238
20	National Housing Ltd.	Corporate Office	Various	3,662,905	3,418,188
21	NCC Bank Ltd.	Dilkusha	Various	33,629,145	27,077,625
22	NRB Commercial Bank Ltd.	Principal	Various	39,045,047	32,219,704
23	One Bank Ltd.	Mogh Bazar	Various	113,685,807	84,473,865
24	Phoenix Finance Ltd.	Dilkusha	Various	-	14,162,000
25	PLFSL	Purana Polton	Various	-	5,899,430
26	Premier Bank Ltd.	Elephant Road	Various	141,593,123	113,605,154
27	Premier Leasing Ltd.	Motijheel	Various	6,940,623	5,603,541
28	Prime Finance And Investment Ltd.	Dilkusha	Various	-	14,927,800
29	SIBL	Panthapath	Various	54,550,774	36,953,359
30	SBAC Bank Ltd.	Principal	Various	19,197,008	18,022,288
31	Standard Bank Ltd.	Panthapath	Various	74,044,444	63,626,490
32	Trust Bank Ltd	Kawran Bazar	Various	53,553,899	40,551,786
34	Uttra Bank Ltd.	Corporate	Various	17,841,651	22,612,478
			Total:	**1,047,351,022**	**957,679,501**

IFAD Autos Limited

Schedule of Short Term Loan

As at June 30, 2017

Annexure-F

SL No.	Bank/FIs Name	Account Type	Branch	Account Number	30.06.2017	30.06.2016
1	Al Arafah Islami Bank Ltd.	LTR	Mouchak	Various	176,188,369	50,491,619
2	Bank Asia Ltd.	LTR	Corporate	Various	120,824,152	54,965,834
3	BRAC Bank Ltd.	LTR	Head Office	Various	114,239,498	88,376,939
4	City Bank Ltd.	LTR	Kawran Bazar	Various	-	72,195,826
6	Dhaka Bank Ltd.	LTR	Mogh Bazar	Various	21,938,753	62,181,497
7	Dutch Bangla Bank Ltd.	LTR	Kawran Bazar	Various	29,106,351	35,110,953
8	Eastern Bank Ltd.	LTR	Head Office	Various	22,281,499	-
9	Exim Bank Ltd.	LTR	Panthapath	Various	-	16,190,590
10	IFIC Bank Ltd.	LTR	Dhanmondi	Various	-	18,224,033
11	Jamuna Bank Ltd.	LTR	Sonargaon Rd	Various	13,005,124	23,140,994
12	Mercantile Bank Ltd.	LTR	Satmasjid Rd	Various	62,738,690	58,228,500
13	Modhumoti Bank Ltd.	LTR	Motijheel	Various	16,496,394	75,082,523
14	NCC Bank Ltd.	LTR	Dilkusha	Various	81,492,530	58,976,036
15	NRBC Bank Ltd.	LTR	Principal	Various	16,893,751	24,221,500
16	One Bank Ltd.	LTR	Mogh Bazar	Various	65,410,674	128,009,087
17	Premier Bank Ltd.	LTR	Elephant Rd	Various	47,994,654	26,696,268
18	Prime Bank Ltd.	LTR	Kawran Bazar	Various	74,642,898	120,039,615
19	Pubali Bank Ltd.	LTR	Laboratory Rd	Various	93,239,246	-
20	Shahjalal Islami Bank Ltd.	LTR	Kawran Bazar	Various	118,024,430	112,819,810
21	Social Islamic Bank Ltd.	LTR	Panthapath	Various	24,158,851	62,120,431
22	SBAC Bank Ltd.	LTR	Principal	Various	982,553	54,112,529
23	Standard Bank Ltd.	LTR	Panthapath	Various	4,715,166	38,364,099
24	Trust Bank Ltd.	LTR	Kawran Bazar	Various	7,726,788	50,930,110
26	Uttara Bank Ltd.	LTR	Corporate	Various	23,333,099	-
27	Bank Asia Ltd.	SOD	Corporate	Various	53,463,649	58,453,278
28	BRAC Bank Ltd.	SOD	Head Office	Various	54,039,147	71,338,067
29	City Bank Ltd.	SOD	Kawran Bazar	Various	9,065,575	41,667,653
31	Dhaka Bank Ltd.	SOD	Mogh Bazar	Various	10,045,707	15,547,384
32	Dutch Bangla Bank Ltd.	SOD	Kawran Bazar	Various	36,872,729	32,250,127
33	Eastern Bank Ltd.	SOD	Head Office	Various	17,308,785	-
34	IFIC Bank Ltd.	SOD	Dhanmondi	Various	(669)	24,777,417
35	IPDC	SOD	Head Office	Various	100,000,000	100,000,000
36	Jamuna Bank Ltd.	SOD	Sonargaon Rd	Various	18,177,798	279,561,370
37	Mercantile Bank Ltd.	SOD	Satmasjid Rd	Various	435,442,584	545,349,219
38	Midland Bank Ltd.	SOD	Head Office	Various	-	250,000,000
39	Modhumoti Bank Ltd.	SOD	Motijheel	Various	38,097,440	2,510,984
40	NRBC Bank Ltd.	SOD	Principal	Various	13,764,624	19,667,984
41	Premier Bank Ltd.	SOD	Elephant Rd	Various	248,234,93	529,679,834
42	Prime Bank Ltd.	SOD	Kawran Bazar	Various	48,681,406	60,105,602
43	Pubali Bank Ltd.	SOD	Head Office	Various	53,804,683	150,000,000
44	Social Islami Bank Ltd.	SOD	Panthapath	Various	16,813,944	29,634,353
45	SBAC Bank Ltd.	SOD	Principal	Various	4,823,025	20,597,711
46	Standard Bank Ltd.	SOD	Panthapath	Various	9,559,821	15,305,647
47	Trust Bank Ltd.	SOD	Kawran Bazar	Various	6,609,849	19,352,748
48	Uttara Bank Ltd.	SOD	Corporate	Various	541,523,070	-
49	Prime Bank Invest. Ltd.	Margin loan	Head Office	3366	30,237,248	30,263,598
50	Prime Islami Sec. Ltd.	Margin loan	Head Office	2254	782,409	-
51	Sheltech Brokerage Ltd.	Margin loan	Head Office	C065	-	5,711
52	UNICAP Investment Ltd.	Margin loan	Head Office	1494	94,463,372	86,378,619
		Total:			**2,977,244,598**	**3,612,926,099**

IFAD Autos Limited

Report of Operating Segment

As at June 30, 2017

Annexure-G

Information about business segments:

Particulars	Amount in Taka		
	Imported vehicles	Assembling vehicles	Total
Revenue:			
External sales	10,219,493,138	19,900,450	10,239,393,588
Inter segment sales	-	-	-
Total revenue	**10,219,493,138**	**19,900,450**	**10,239,393,588**
Less: Cost of Sales	8,383,258,876	16,068,774	8,399,327,650
Gross Profit	**1,836,234,262**	**3,831,676**	**1,840,065,938**
Unallocated expenses:			
Less: Administrative expenses	-	-	234,930,890
Less: Distribution expenses	-	-	147,216,223
Add: Other income, net	-	-	116,459,698
Segment result	**-**	**-**	**1,574,378,523**
Unallocated expenses:			
Less: Financial expenses			88,271,391
Less: Workers profit participation fund			70,767,006
Less: Income tax expenses			367,527,515
Profit for the period			**1,047,812,611**
Other information:			
Segment assets (A)	**1,635,507,561**	**1,019,044,542**	**2,654,552,103**

AMAR STOCK

IFAD Autos Limited

Report of Operating Segment

As at 30 June,2017

Annexure- G/A

Segment assets	Amount in Taka						
	Imported vehicles			Assembling vehicles			Total
	Acquisition of property, plant & equipment less accumulated depreciation	Depreciation	Written down value as on 30.06.2017	Acquisition of property, plant & equipment less accumulated depreciation	Depreciation	Written dowen value as on 30.06.2017	Written dowen value as on 30.06.2017
Land and land developments	1,330,649,608	-	1,330,649,608	566,742,144	-	566,742,144	1,897,391,752
Buildings & civil construction	133,298,641	6,591,500	126,707,141	398,477,725	17,253,836	381,223,889	507,931,030
Flat	22,733,680	454,674	22,279,006	-	-	-	22,279,006
Tools & equipment	6,566,477	641,787	5,924,690	-	-	-	5,924,690
Plant & machinery	-	-	-	59,070,635	2,590,449	56,480,186	56,480,186
Furniture & fixtures	12,378,784	1,033,508	11,345,276	836,443	26,555	809,888	12,155,164
Office equipment	24,379,370	1,964,670	22,414,700	79,000	2,770	76,230	22,490,930
Electric equipment & installation	5,360,727	474,907	4,885,820	13,433,815	644,021	12,789,794	17,675,614
Motor vehicles	123,612,739	12,311,419	111,301,320	950,000	27,589	922,411	112,223,731
Total	**1,658,980,026**	**23,472,465**	**1,635,507,561**	**1,039,589,762**	**20,545,220**	**1,019,044,542**	**2,654,552,103**

The basis of measurement about reported segment:

1. Sales : Number of vehicle sales.
2. Assets : Using class of fixed assets.

IFAD STOCK

Shareholders` Statutory Information

History of share capital

Corporate Chronicle

Shareholding Pattern

AMAR STOCK

History of share capital

IFAD Autos Limited's raising history given as below.

Allotment	Date of Allotment	Number of Shares Issued			Amount of cumulative paid-up capital (Tk.)
		Consideration in Cash	Bonus Share	Total	
Subscription	17/02/1988	10,000		10,000	100,000
Bonus Issue	20/04/2003		990,000	990,000	9,900,000
Fresh Issue	31/10/2010	9,000,000		9,000,000	90,000,000
Bonus Issue	16/02/2011		20,000,000	20,000,000	200,000,000
Fresh Issue	16/02/2011	20,000,000		20,000,000	200,000,000
Bonus Issue	11/03/2013		12,500,000	12,500,000	125,000,000
Bonus Issue	28/10/2013		31,250,000	31,250,000	312,500,000
IPO Issue	24/12/2014	21,250,000		21,250,000	212,500,000
Bonus Issue	04/01/2016		34,500,000	34,500,000	345,000,000
Bonus Issue	12/01/2017		5,980,000	5,980,000	59,800,000
	Total	**50,260,000**	**105,220,000**	**155,480,000**	**1,554,800,000**

CORPORATE CHRONICLE

Events for the year	2015-2016	2016-2017
Publication of Financial Statements for the 1st Quarter	November 16,2015	November 14,2016
Publication of Financial Statements for the 2nd Quarter	January 31,2016	January 24,2017
Publication of Financial Statements for the 3rd Quarter	May 02,2016	April 29,2017
Announcement of Final Results	October 29,2016	October 18,2017
Record Date	November 17,2016	November 12,2017
Annual Report Dispatched	December 04,2016	
Annual General Meeting	December 20,2016	December 10,2017
Transfer of Stock Dividend to BO Accounts	January 12,2017	
Transfer of Cash Dividend	January 17,2017	
Dispatch of sales proceeds of Fractional Shares	January 12,2017	

AMARSTOCK

Shareholding Pattern:

At a glance of the composition of Share holdings as on June 30, 2017 as Follows:

Name	No. of Shares	Holding (%)	Amount (Tk.)
Sponsors/ Promoters/ Directors	97597700	62.772%	975,979,056.00
Government	Nil	Nil	Nil
Institute	28888184	18.580%	288,881,840.00
Foreign	83959.20	0.054%	839,592.00
General Public	28909951.20	18.594%	289,099,512.00
Total:	155,480,000	100%	1,554,800,000.00

Shareholding pattern (As per Record Date) :

At a glance of the composition of Share holdings as per record date (12 November, 2017):

Name	No. of Shares	Holding (%)	Amount (Tk.)
Sponsors/ Promoters/ Directors	97597700	62.77%	975,977,000.00
Government	Nil	Nil	Nil
Institute	24722495	15.90%	247,224,950.00
Foreign	3702556	2.38%	37,025,560.00
General Public	29457249	18.95%	294,572,490.00
Total:	**155,480,000**	**100%**	**1,554,800,000.00**

Comprehensive Information

Key information

Glimpse of some events

Glossary

Proxy form and Attendance slip

HAMAR STOCK

Key information



1. Company Registration No. C-17301(101)/88.
2. Certificate of incorporation February 17, 1988.
3. Certificate of commencement of Business April 20,1988
4. Agreement with Ashok Leyland India (11 April, 2002)
5. Registered as a Public Limited Company September 30, 2011.
6. IPO Consent from BSEC as a Publicly Listed Company September 28, 2014
7. Issue date of Prospectus October 02,2014.

Date of Subscription:-

	General	NRB
Opening	23/11/2014	23/11/2014
Closing	27/11/2014	06/12/2014

8. Listed with Dhaka Stock Exchange Limited January 18,2015.
9. Listed with Chittagong Stock Exchange Limited January 17,2015.
10. First Trading of shares in both exchange February 05,2015.
11. Signing of MOU (Technical Collaboration) between IFAD Autos and Ashokleyland June29,2015.
12. Record date November 15,2015.
13. Dividend Declaration Stock 30% & Cash 7% in 27th AGM. December 07,2015
14. Signing Agreement between IFAD Autos Ltd. & ESCORT Ltd. March 01,2016.
15. Dividend Declaration Stock 04% & Cash 13% (excluding Directors & sponsors) in 28th AGM. December 20,2016
16. 4th EGM held on December 20,2016.
17. Signed a Memorandum of Understanding (MOU) with Gulf Oil Bangladesh Limited at May 18,2017.
18. 5th EGM held on July 25,2017.
19. Rights Share Offer approval by BSEC at September 26,2017.
20. Rights shares entitlement date October 18,2017.
21. Record Date of 29th AGM November 12,2017.
22. 29th Annual General Meeting (AGM) December 10,2017.
23. Joint venture agreement with Gulf Oil Bangladesh Limited on November15,2017

AMAR STOCK

IFAD®
Autos Limited



a unit of IFAD GROUP
since 1985

Production
Galaxy Corporation
Phone : 7192877

Sonartori Tower (13th-18th Floor), 12 Biponon C/A
Sonargaon Road, Dhaka - 1000, Bangladesh

Phone: +88 02 9632753-7
Fax: +88 02 9632763

www.ifadgroup.com
contact@ifadgroup.com