

ANNUAL REPORT 2016-2017

IT Consultants Ltd.

IT Consultants Ltd.

Annual Report

of

Information Technology Consultants Limited

2016-2017



AMARSTOCK

Table of Content

Table of Content

Particulars	Page
Letter of Transmittal	05
Notice for the 17th Annual General Meeting	07
Vision, Mission & Company Profile	09
Board of Directors	11
Profile of Directors	13
Corporate Directory	17
Key Milestones	19
Company at a Glance	21
Products and Services	23
Client List	25
Corporate Operational Results for the Last Five Years	27
Performance at a Glance	28
Message from the Chairman	32
Statement from the Managing Director & CEO	34
Directors' Responsibility Statement	37
Report of the Audit Committee	39
Report of the CEO and CFO in respect of Financial Reporting	41
Directors' Report	43
Report on Corporate Governance	51
Compliance Certification on Corporate Governance	61
Auditor's Report and Audited Financial Statements	63
Snapshots	99
Proxy Form	101

Letter of Transmittal



Letter of Transmittal

Date: November 16, 2017

The Shareholders
Bangladesh Securities and Exchange Commission
Registrar of Joint Stock Companies & Firms
Dhaka Stock Exchange Limited
Chittagong Stock Exchange Limited

Subject: Annual Report for the year ended June 30, 2017

Dear Sir/Madam(s),

Enclosed herewith, please find, a copy of the Annual Report 2016-2017containing Directors' Report and Auditor's Report along with the Audited Financial Statements for the year ended June 30, 2017 with notes thereon of Information Technology Consultants Limited for your kind information and record.

Thanking you,

Sincerely Yours,

Anindya Sarkar ACS
Company Secretary

AMAR STOCK

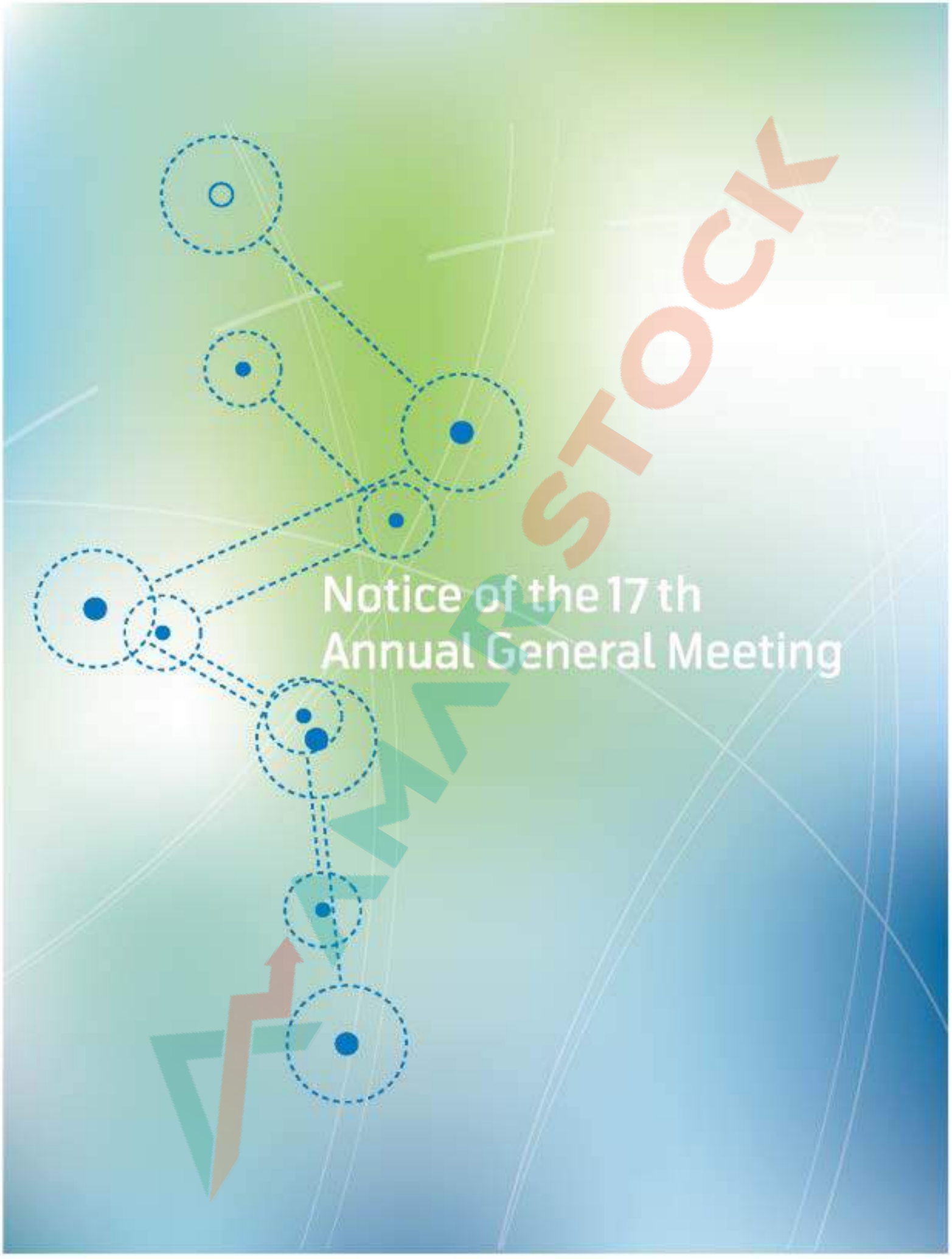
Notice of the 17 th
Annual General Meeting

Notice of the 17th Annual General Meeting

Notice is hereby given to the shareholders of Information Technology Consultants Limited that the 17th Annual General Meeting (AGM) will be held on December 04, 2017, Monday at 10:30 a.m. at The Raowa Convention Hall-2 (Anchor Hall), VIP Road, Mohakhali, Dhaka- 1206 to transact the following business:

Agenda-1: To receive, consider and adopt the Audited Financial Statements of the Company for the year ended June 30, 2017 together with the Report of Directors' and Auditor's thereon.

Agenda-2: To declare dividend for the year ended June 30, 2017.

Agenda-3: To elect Directors in terms of the relevant provision of Articles of Association.

Agenda-4: To appoint Auditors for the year 2017-18 and fix their remuneration.

Agenda-5: To approve the Re-appointment of the Managing Director.

By order of the Board

Anindya Sarkar ACS
Company Secretary

Dated: Dhaka
November 16, 2017

Notes:

1. The Record Date of the Company was November 05, 2017 and the Shareholders whose names were in the Registered of Members list or in the Depository Register on the Record Date will be eligible to attend the meeting and qualify for dividend.
2. A member entitled to attend and vote at the general meeting is also entitled to appoint a proxy to attend the meeting and vote on his/her behalf. The proxy form duly completed, must be affixed with a revenue stamp of TK. 20/- and deposited at the registered office not later than 48 hours before the time of holding the meeting.
3. Admission into the meeting room will be allowed upon presenting the attendance slip duly signed by the member/attorney/representative, in the case.
4. Annual Report 2016-2017 is available in the Website of the Company www.itcbd.com
5. No Gift/ Gift Coupon/Food Box shall be distributed to the shareholders at the AGM as per Bangladesh Securities and Exchange Commission Notification No. SEC/CMRRCD/2009-193/154 dated October 24, 2013.

Vision, Mission, Company Profile



Vision

Establishing Digital Infrastructure for Financial and Payment Transactions.

Mission

Information Technology Consultants Limited (ITC) intents to become a leading IT organization in the Country providing technological infrastructure, electronic payment solution and real time processing service in the banking sector of Bangladesh. Fostering strong partnerships with our clients and employees is an integral part of our mission.

Company Profile

Established in 2000, Information Technology Consultants Limited has evolved to become a local leader of Technology in the rapidly changing arena of Electronic Payment & Transaction Systems. ITC is the only PSO (Payment System Operator) licensed by Bangladesh Bank to provide the end-to-end electronic payment services for banks and financial sectors. ITC currently serves 31 banks, under its brand name 'Q-Cash' which is a popular name in Banking & Financial circle.

Moreover, ITC is also the technology and Integration & Automation partner of Bangladesh Post Office, provides Online Tax Payment platform to NBR (National Board of Revenue) and Sonali Bank Limited, technology provider for DMP (Dhaka Metropolitan Police) and CMP (Chittagong Metropolitan Police) for its E-Prosecution system.

ITC's payment system solutions are accredited, certified & recognized by Multinational Payment brands such as Visa, MasterCard, UnionPay International and AMEX. We continue to develop partnerships with clients and associates- so that we remain dynamic and relevant- and maintain our cutting-edge advantage, even if market needs to becomemore sophisticated and diverse.

By providing a broad range of payment solutions, ITC today deploys its products and services to multiple clients across various segments, including Governmental institutions, telecommunications, transportation and retail, not limited to banking and financial services.

AMAR STOCK

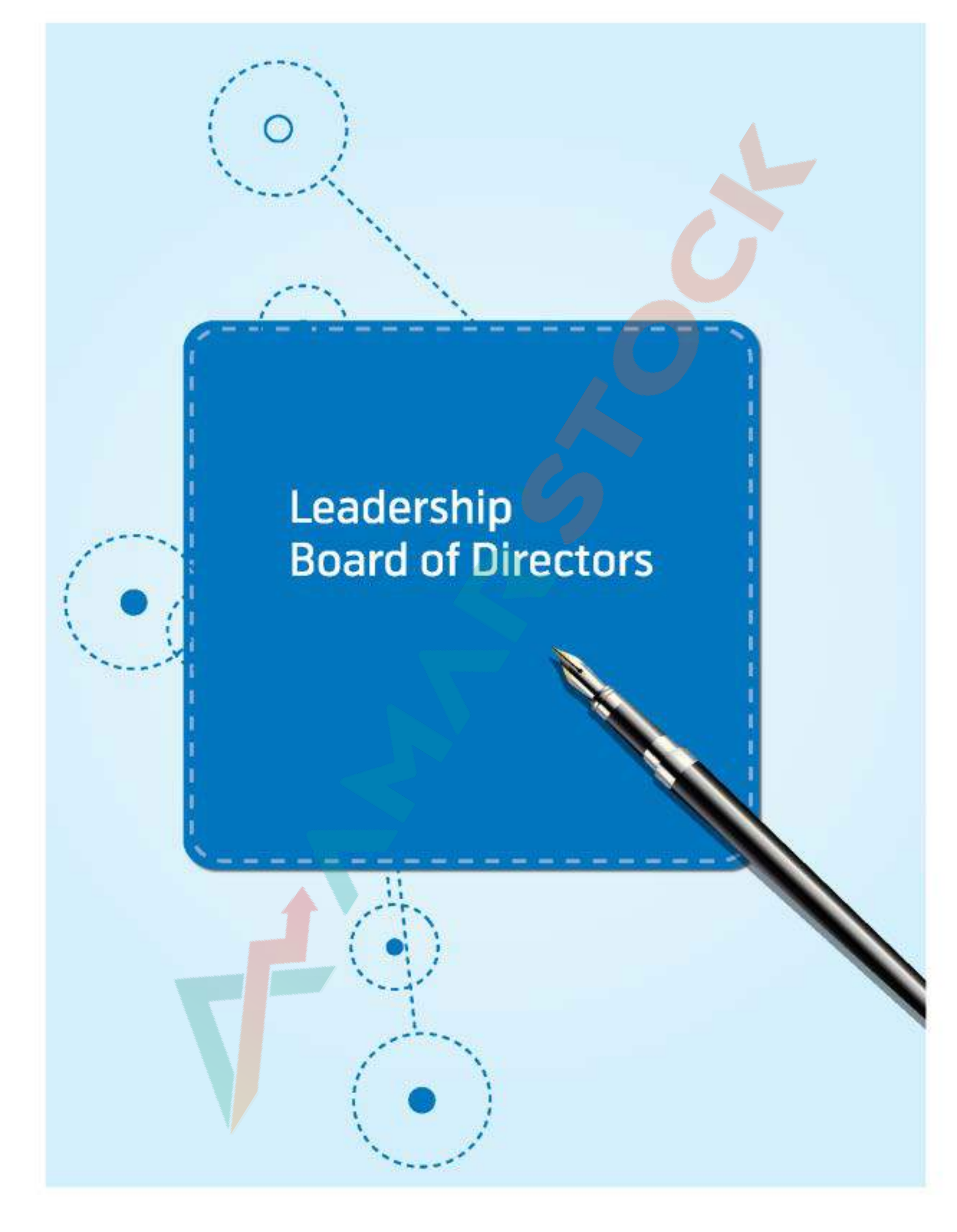
Leadership
Board of Directors

Leadership
Board of Directors

1.	Mr. Lim Kiah Meng	Chairman (Nominated Director of SiS Capital (Bangladesh) Pte Limited)
2.	Mr. Salahuddin Alamgir	Vice Chairman
3.	Mr. Kazi Saifuddin Munir, Ph.D	Managing Director & CEO
4.	Mr. Lim Kia Hong	Nominated Director of SiS Capital (Bangladesh) Pte Limited
5.	Mr. Lim Hwee Hai	Nominated Director of SiS Capital (Bangladesh) Pte Limited
6.	Madam Lim Hwee Noi	Nominated Director of SiS Capital (Bangladesh) Pte Limited
7.	Madam Fauzijus Tjandra	Nominated Director of Regent Pacific Limited
8.	Mr. Md. Waliuzzaman FCA	Independent Director
9.	Mr. Md. Haqueful Shaikh	Independent Director
	Mr. Anindya Sarkar ACS	Company Secretary

Board Committee
Audit committee

Mr. Md. Waliuzzaman FCA, Independent Director	Chairman
Mr. Salahuddin Alamgir, Vice Chairman	Member
Mr. Md. Haqueful Shaikh, Independent Director	Member
Mr. Anindya Sarkar ACS, Company Secretary	Secretary

AMARSTOCK

Profile of Directors

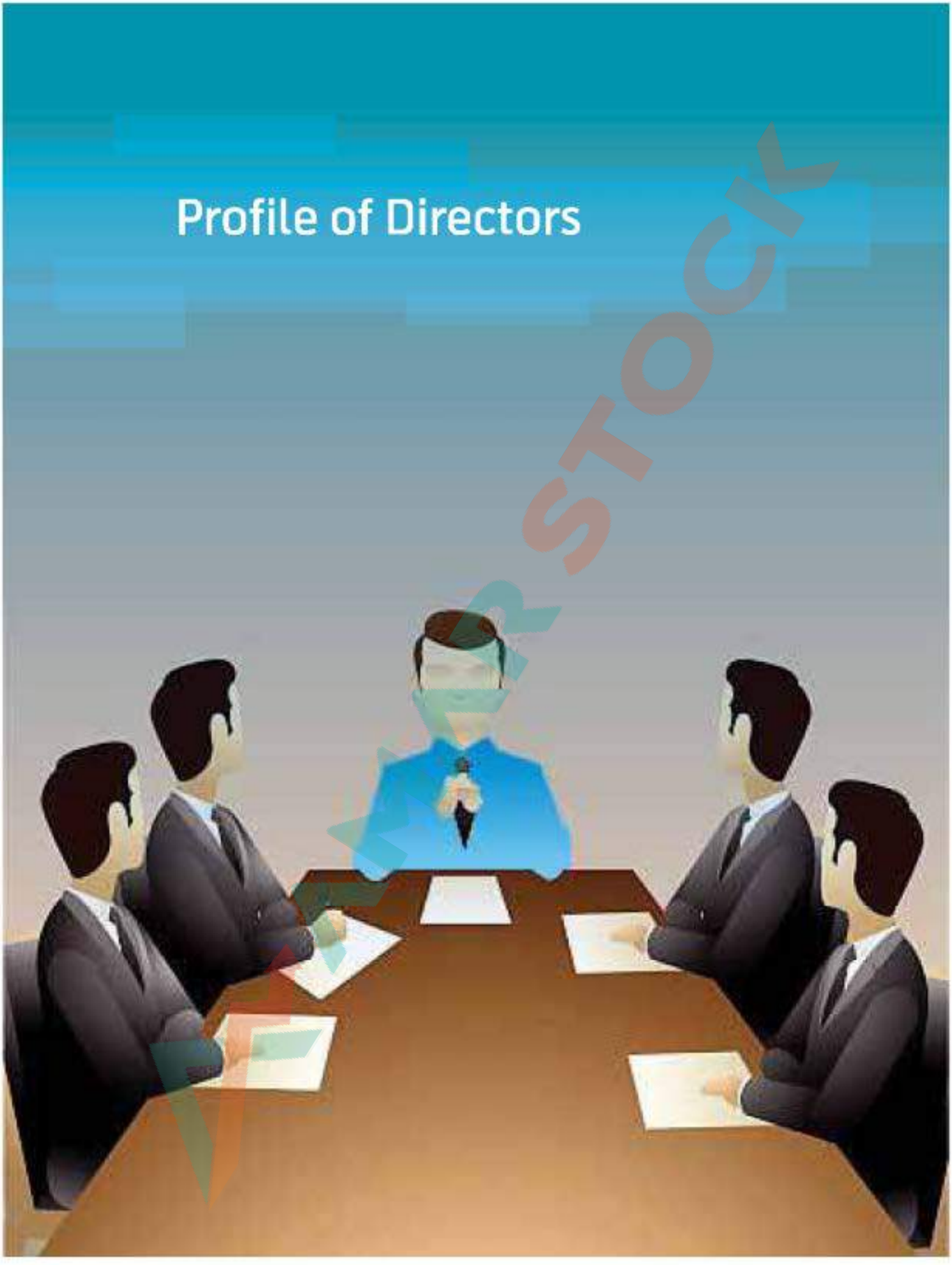



Mr. Lim Kiah Meng
Chairman (Nominated Director of SiS Capital (Bangladesh) Pte Limited)

Mr. Lim Kiah Meng is Singaporean national and holds a Bachelor's Degree in Commerce from Nanyang University, Singapore and a Master's Degree in International Management from the American Graduate School of International Management, USA. He has over twenty years' experience in the information technology industry and he is an executive director of SiS Group, which is listed on the Stock Exchange of Hong Kong.



Mr. Salahuddin Alamgir
Vice Chairman

Mr. Salahuddin Alamgir, CIP was born in a respectable Muslim Family at Tangail. He is one of the most promising Entrepreneurs and committed Business Personalities in Bangladesh. He is the Chairman & CEO of Labib Group which is involved in the Businesses of Textile, Sweater, Telecom, Bank, Lease Finance, IT, Agro etc. Currently he is having a total of 20 Business Concerns and playing very vital role for earning foreign exchange and creating opportunities for Employment in Bangladesh. Mr. Salahuddin Alamgir, CIP has been running all his Business Organizations with good reputation, honest credibility and satisfactory turnover for last 20 years. He is the President of BDYEA, Director of FBCCI, Executive Committee Member of BCI and Member of BGMEA, BTMA, BMPIA, BCCAMEA, GCCI. He is also an Executive Committee Member of Modhumoti Bank Ltd. and Life Member of Kurmitola Golf Club, Army Golf Club, Gulshan Club, Dhaka. Besides these, he is involved in various social and humanitarian activities like financial help to distressed humanities, educational institutions, religious institutions and social institutions. Based on his excellent Business Records and significant Contribution to the Commerce, Industry & Economy of Bangladesh, Mr. Salahuddin Alamgir, CIP has been awarded with National & International Recognitions like '20th BATEXPO AWARD-2009', 'NOKIA BEST DISTRIBUTION AWARD-2009', '21st BATEXPO AWARD-2010', 'NATIONAL EXPORT TROPHY 2010-2011', 'MERCANTILE BANK HONOUR-2017 AS INDUSTRIALIST'.



Mr. Kazi Saifuddin Munir, Ph.D
Managing Director & CEO

Dr. Kazi Saifuddin Munir has over 25 year's professional experience in research, project development and implementation. He obtained his Master degree in Mechanical Engineering from Chalmers University of Technology in Sweden. He was a research fellow under Japan/ Sweden Research and Technology Exchange Program and obtained his Ph.D degree in Automation and Robot Technology (Soft Intelligence) under joint collaboration of Osaka Institute of Technology, Japan and Royal Swedish Institution of Technology, Sweden. He held academic position in Department of Automation and Robot Technology at Chalmers University of Technology, Sweden. He also worked in East Africa as Project Coordinator, Adviser/Consultant in different bilateral technical program under World Bank & UNDP.

As regards ITC, he is not only the founder but the main architect of this Company. Since inception he has been the helm of affairs as its Managing Director & CEO.



Mr. Lim Kia Hong
Nominated Director of SiS Capital (Bangladesh) Pte Limited.

Mr. Lim Kia Hong is Singaporean national and has graduated with a Bachelor's Degree in Business Administration from the University of Washington, USA. He has more than thirty years experience in the IT industry. He is the Chairman & Chief Executive Officer of SiS Group, which is listed on The Stock Exchange of Hong Kong.



Mr. Lim Hwee Hai
Nominated Director of SiS Capital (Bangladesh) Pte Limited

Mr. Lim HweeHaiis Singaporean national and holds a Bachelor's Degree in Commerce from Nanyang University, Singapore and a Master's Degree in Business Administration from the National University of Singapore. He had six years' experience in finance and banking and has over thirty years' experience in the information technology industry. Mr. Lim is also an executive director in SiS Group, which is listed on The Stock Exchange of Hong Kong.



Madam Lim Hwee Noi
Nominated Director of SiS Capital (Bangladesh) Pte Limited

Madam Lim is Singaporean national and holds a Bachelor's Degree in Commerce from Nanyang University, Singapore. She has been a Chartered Accountant in Singapore for more than thirty years and she is also the Finance Director of SiS Group which is listed on The Stock Exchange of Hong Kong.



Madam Fauzijus Tjandra
Nominated Director of Regent Pacific Limited

Madam Tjandra is Indonesian national and holds a Bachelor's Degree in Offices and Administration from University of Western Ontario, Canada. She has over twenty years' experience in IT distribution business.



Mr. Md. Waliuzzaman FCA
Independent Director

Mr. Md. Waliuzzaman FCA after qualifying as Chartered Accountant served with M/s. A. Qasem & Co., as a Chartered Accountants till February 1981. He then served as Deputy Chief Accountant (Head of Accounts and Finance Department) of TSP Complex Limited an enterprise of Bangladesh Chemical Industries Corporation for a very short period till August 1981. In August 1981 joined Bangladesh Jute Mills Corporation (BJMC) in the position of Deputy General Manager and served with The Crescent Jute Mills Limited, BJMC Head Office, Peoples Jute Mills Limited and Hafiz Jute Mills Limited for long ten years till December 1990. Since January 1991 started public practice and continued as Managing Partner of M/s. Toha Khan Zaman & Co., Chartered Accountants.



Mr. Md. Haqueful Shaikh
Independent Director

Mr. Md. Haqueful Shaikh is a Bangladeshi national and obtained Masters Degree from the University of Dhaka in the year 1966. Immediately after completing his education, he took up banking as career in the year 1967 with the erstwhile Commerce Bank ltd, subsequently merged with Agrani Bank in 1972. During his service with Agrani Bank he was posted as CEO of Zenj Exchange Company, an affiliated Exchange House of the bank, in Bahrain in the year 1993. Later, he also worked with Bahrain Exchange Company, a sister concern of Bahrain Financing Company in Kuwait thereafter.

During his long 45 years of banking service, he further elevated various important senior positions in different private banks- like Prime Bank, Social Islami Bank and Jamuna Bank.In course of his working with the govt. and private banks he had the privilege to obtain several banking trainings especially in Foreign exchange related matters as well as International Banking both at home and abroad.

Lastly, he elevated the position of Managing Director and CEO of Fast Remit, a reputed Remittance House in Malaysia from the middle of 2009 to 2011 with great success wherefrom he retired from the banking service.

Corporate Directory

MARSTOCK

Corporate Directory

Company Name	:	**Information Technology Consultants Limited**
Registered address	:	Evergreen Plaza, 260/B, Tejgaon I/A (3rd Floor), Dhaka – 1208 Tel: +88 02 9830310-13, Fax: +88 02 9830309
Date of Incorporation	:	03-08-2000
Date of Commercial Operation	:	23-08-2000
Legal Status	:	Public Limited Company listed with DSE & CSE
Authorized Share Capital	:	2,000,000,000
Paid-up Share Capital	:	1,000,500,000
Number of Shareholders	:	5,581
Line of Business	:	The business of the company includes online Switching Solution, Software Development and Service Provider of Q-Cash member banks shared ATM network and Q-Cash transactions processing.Information Technology Consultants Ltd. is committed to be the leader as Electronic Payment Solutions Provider in the Banking sector as well as the Automated Transaction processing Industry in Bangladesh.
Auditors	:	M/s. Hussain Farhad & Co., Chartered Accountants
Compliance Auditors	:	M/s. SARashid & Associate, Chartered Secretaries in Practice
Legal Adviser	:	Barrister Tanjib-ul Alam
Company Secretary	:	Mr. Anindya Sarkar ACS
Number of Employees	:	337

Key Milestones

AMAR STOCK

Key Milestones

Incorporation of the Company	: August 03, 2000
Date of Commercial Operation	: August 23, 2000
Converted to Public Limited Company	: March 16, 2008
Awarded Bangladesh Post Office (BPO) Electronic Fund Transfer (EFT)	: 2009
Appreciation from WINCOR-NIXDORF 1000 ATM installed in Bangladesh	: November, 2011
NBR- Sonali Bank e Tax payment launched	: March 26, 2012
Registered Trade Mark of Q-Cash	: August 31, 2013
DMP (Dhaka Metropolitan Police) E-Traffic Prosecution system	: June, 2014
PCI DSS Certificate of Compliance issued by Trust Wave	: August 14, 2014
License from Bangladesh Bank as Payment System Operator (PSO)	: September 09, 2014
Connected to National Payments Switch Bangladesh (NPSB) with Bangladesh Bank	: 2014
Awarded ISO-9001:2008 Certificate	: June 12, 2015
Consent of Initial Public Offering (IPO)	: October 04, 2015
Listing on Dhaka Stock Exchange	: December 24, 2015
Listing on Chittagong Stock Exchange	: December 23, 2015
Debut Trading on DSE & CSE	: January 10, 2016
Trading Code	: ITC
Membership from BAPLC	: January 17, 2016
Best ICT Solution Provider-2015 (local market focus) Award by The Daily Star	: October 28, 2016
Awarded "A2" rating by CRAB	: December 29, 2016

AMARSTOCK

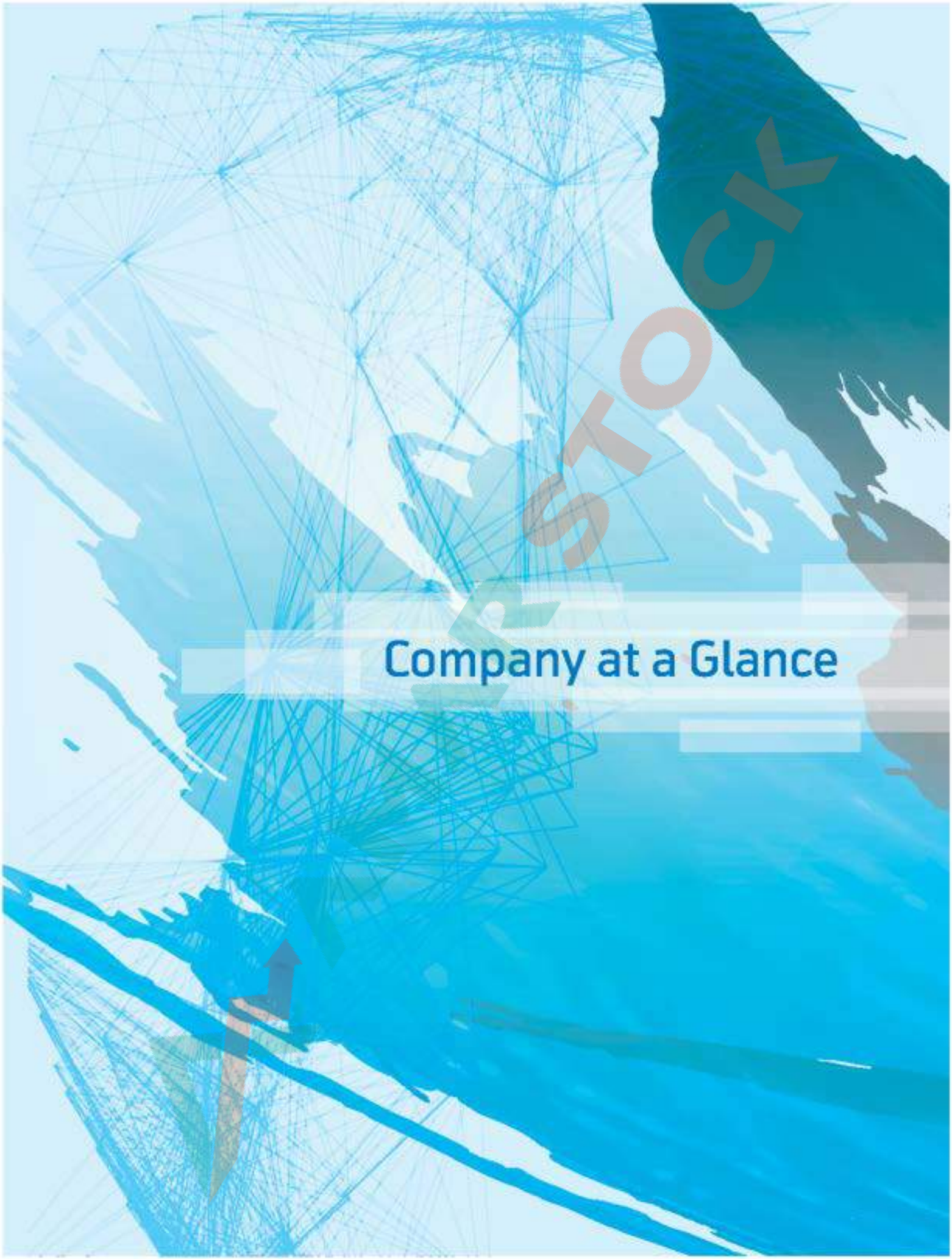
Company at a Glance

Company at a Glance

IT Consultants Limited (ITC-Q Cash) at a Glance

- Established in the year 2000, the first private third party payment processing company in Bangladesh
- Licensed Payment System Operator (PSO) in Bangladesh awarded by Bangladesh bank
- ITC is the owner of the largest payment platform of Bangladesh, known as 'Q-Cash'
- 31 member banks are using different electronic payment services of Q-Cash Network
- Being a certified service provider, ITC Host is connected with National Payment Switch Bangladesh (NPSB), VISA and UnionPay International Network
- Provide more than 9,000 ATMs access for Q-Cash member banks
- Provide the access for more than 35,000 POS all over Bangladesh
- The total paid up capital is BDT 1,000,500,000
- ITC has been awarded PCIDSS (Payment Card Industry Data Security Standards) certification; the first organization in Bangladesh to receive this highest standard data security certification which is mandatory for Card and Payment business
- 337 employees are currently working at ITC of which 80% are engineers and technicians
- ITC is also the technical partner of National Payments Switch Bangladesh (NPSB) as established and operated by Bangladesh Bank
- Some of unique and first of a kind projects in Bangladesh like Bangladesh Post Office (BPO) automation, Online Tax Payment with NBR & Sonali Bank etc. have been handled as individual project and now been run by ITC
- Providing services to major Government Banks for Electronic Payment Processing
- ITC has implemented and running EGPP (Employment Generation Project for the Poorest) and CCD (Conditional Cash Transfer) project under BPO and World Banks joint initiative
- ITC has also provided consultancy, development, deployment and maintenance for DMP (Dhaka Metropolitan Police) E-Traffic Prosecution system
- Converted as public limited company in 2008
- Listed with Dhaka and Chittagong Stock Exchange in 2015
- Debut Trading of shares with Dhaka and Chittagong Stock Exchange in 2016
- Best ICT Solution Provider-2015 (local market focus)Award by The Daily Star in 2016

Products and Services

AMAR STOCK



Products and Services

Transaction Processing and Maintenance Services	Sales and Support Services
▪ Transaction Switching with Automated Settlement and Reconciliation (Real time)	▪ ATM
▪ ATM & POS Transaction Processing	▪ POS
▪ Online Payment Gateway	▪ Kiosk
▪ Remittance Transaction Processing	▪ Bio Metric ATM Solution
▪ Debit & Credit Card Personalization & Management	▪ Switching & CMS Solution
▪ Third Party VISA Membership Support	▪ Tailor-made Software
▪ SMS Solution	▪ IT Infrastructure- Security Solution
▪ Interfacing/Integration and Development of Switching Solutions/Middleware	
▪ E-Commerce Solution	
▪ Mobile Financial Services	
▪ Agent Banking Solution	
▪ Online Tax Payment Solution with Development	
▪ Online Passport fees Collection through Q-Cash PG	
▪ Software Development catered towards Banking requirements; i.e. for ATM, KIOSKS ,POS, etc. (R & D)	
▪ PCIDSS (Payment Card Industry Data Security System) Certification	
▪ Electronic Case management Solution for Dhaka Metropolitan Police & Chittagong Metropolitan Police	

Q-Cash Client List

STOCK

Q-Cash Client List

Name of the Members Banks			
01	Agrani Bank Limited	17	NCC Bank Limited
02	Bangladesh Commerce Bank Limited	18	NRB Commercial Bank Limited
03	Bangladesh Krishi Bank	19	NRB Global Bank Limited
04	Bank Asia Limited	20	One Bank Limited
05	BASIC Bank Limited	21	Rupali Bank Limited
06	EXIM Bank Limited	22	Shahjalal Islami Bank Limited
07	First Security Islami Bank Limited	23	Social Islami Bank Limited
08	ICB Islamic Bank Limited	24	Sonali Bank Limited
09	IFIC Bank Limited	25	South Bangla Agriculture and Commerce Bank Ltd.
10	Jamuna Bank Limited	26	Standard Bank Limited
11	Janata Bank Limited	27	Shimanto Bank Limited
12	Meghna Bank Limited	28	Trust Bank Limited
13	Mercantile Bank Limited	29	Union Bank Limited
14	Midland Bank Limited	30	Uttara Bank Limited
15	Modhumati Bank Limited	31	Woori Bank, Bangladesh
16	National Bank Limited		

Other Financial Institution			
01	Lanka Bangla Finance Limited		
Other Client Banks			
01	BRAC Bank Limited	02	Commercial Bank of Ceylon
03	Dutch Bangla Bank Limited	04	Dhaka Bank Limited
05	Eastern Bank Limited	06	Islami Bank Bangladesh Limited
07	Mutual Trust Bank Limited	08	Premier Bank Limited
09	Prime Bank Limited	10	Standard Chartered Bank
11	Southeast Bank Limited	12	The City Bank Limited
13	The Farmers Bank Limited	14	United Commercial Bank Limited

Government Entities			
01	Bangladesh Bank	04	Chittagong Metropolitan Police
02	Bangladesh Post Office	05	Dhaka Metropolitan Police
03	Bangladesh National Board of Revenue	06	Telephone Shilpa Sangstha Limited
07	Road Transport and Highways Division		

Corporate Operational Results & Performance at a Glance

STOCK

Corporate Operational Results
for the Last Five Years

(Figures are in BDT)

KEY OPERATING AND FINANCIAL INFORMATION

The key operating and financial information for the year 2016-2017 along with the preceding four years are presented below:

	Y-2016- 2017	Y-2015- 2016	Y-2014- 2015	Y-2013- 2014	Y-2012- 2013
Assets Employed	Separate	Separate	Separate	Consolidated	Consolidated
Total Assets	2,532,860,267	2,346,310,224	2,011,687,763	1,889,717,804	1,633,218,477
Total Current Assets	1,467,315,493	1,375,037,622	1,054,747,482	1,027,790,640	800,704,628
Property, Plant & Equipment	248,841,236	250,077,835	241,522,145	276,591,890	284,145,112
Intangible Assets	717,522,610	649,214,807	542,758,006	558,043,068	544,793,574
Inventories	328,739,218	438,429,924	285,315,147	260,310,975	168,930,117
Accounts Receivables	404,388,824	436,391,323	374,494,839	450,601,709	318,920,318
Financed By					
Share Capital	1,000,500,000	870,000,000	750,000,000	750,000,000	750,000,000
Revaluation Reserve	226,187,806	237,456,401	249,720,234	263,154,934	316,434,847
Retained Earnings	101,917,927	118,044,308*	83,428,301	47,779,765	(51,384,580)
Revenue and Profit					
Revenue	1,148,441,568	986,281,850	590,227,256	670,707,822	434,951,730
Gross Profit	353,993,429	299,824,882	212,770,074	228,681,392	141,193,986
Net Profit Before Tax	124,744,395	85,659,348	32,318,664	78,447,681	28,521,636
Net Profit After Tax	103,746,325	83,178,420*	31,556,565	77,720,893	26,343,342
EPS	1.04	0.88*	0.42	1.04	0.35
Net Asset Value Per Share	16.22	16.01*	18.58	18.28	17.67

Note * Re-stated

Dividend:					
Cash	6%	-	-	-	-
Stock	4%	15%	-	-	-
Number of Shareholders	5,581	6,533	87	87	87
Market Price (Tk)	48.70 (DSE) & 48.40 (CSE)	52.10	N/A	N/A	N/A

Performance at a Glance

YEAR	2012-2013	2013-2014	2014-2015	2015-2016	2016-2017
REVENUE	434.95	670.71	590.23	986.28	1,148.44

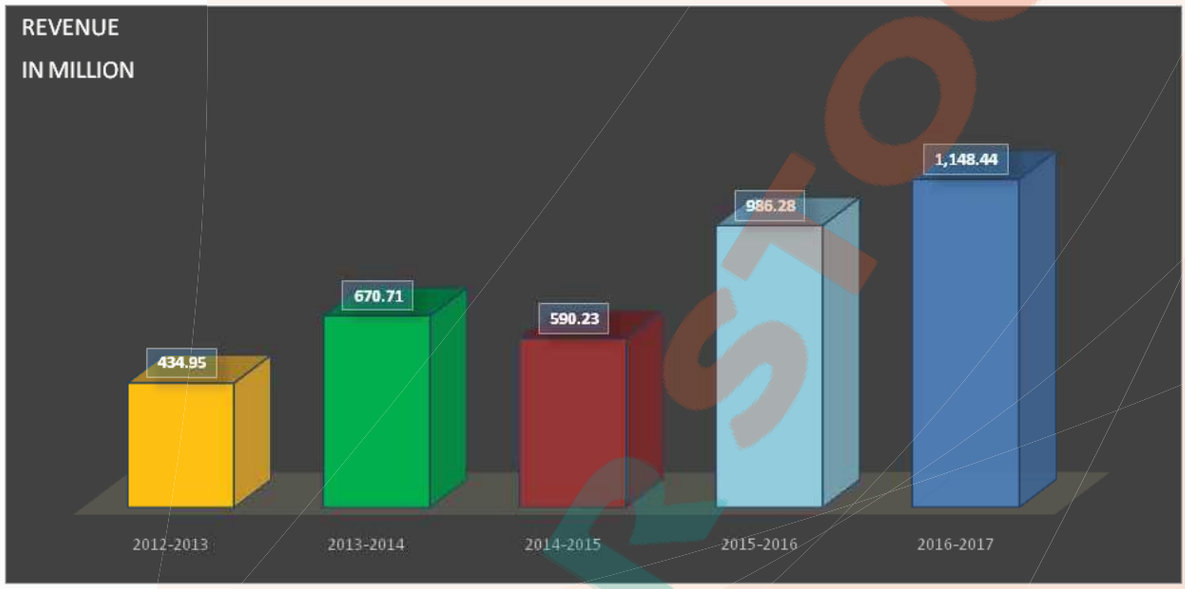

YEAR	2012-2013	2013-2014	2014-2015	2015-2016	2016-2017
Gross Profit	141	229	213	300	354

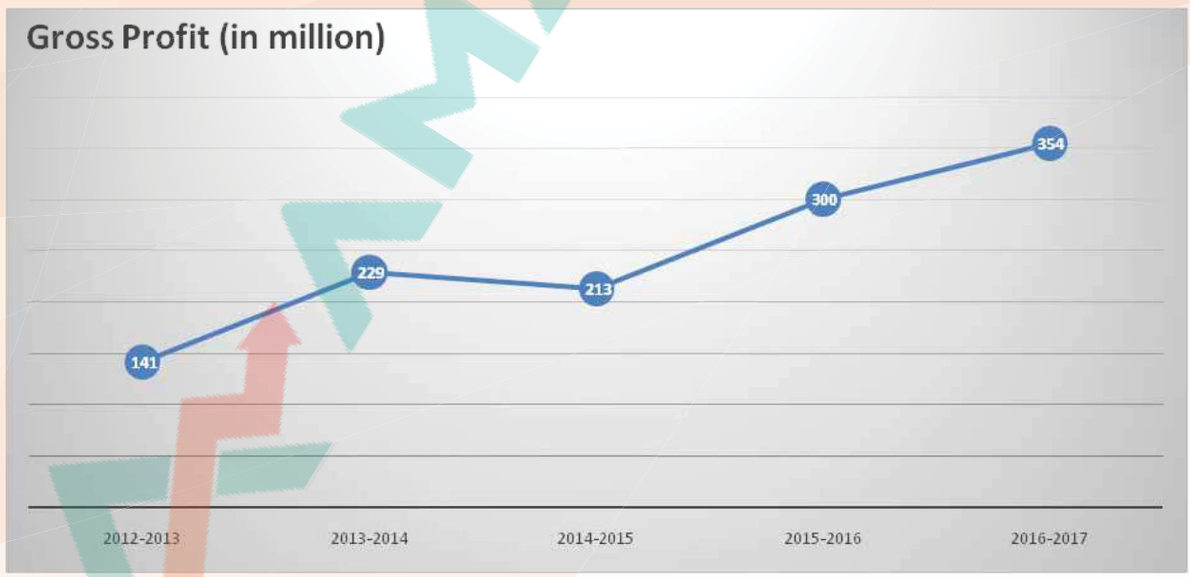

YEAR	2012-2013	2013-2014	2014-2015	2015-2016	2016-2017
NET PROFIT AFTER TAX	26.34	77.72	31.56	83.18	103.75

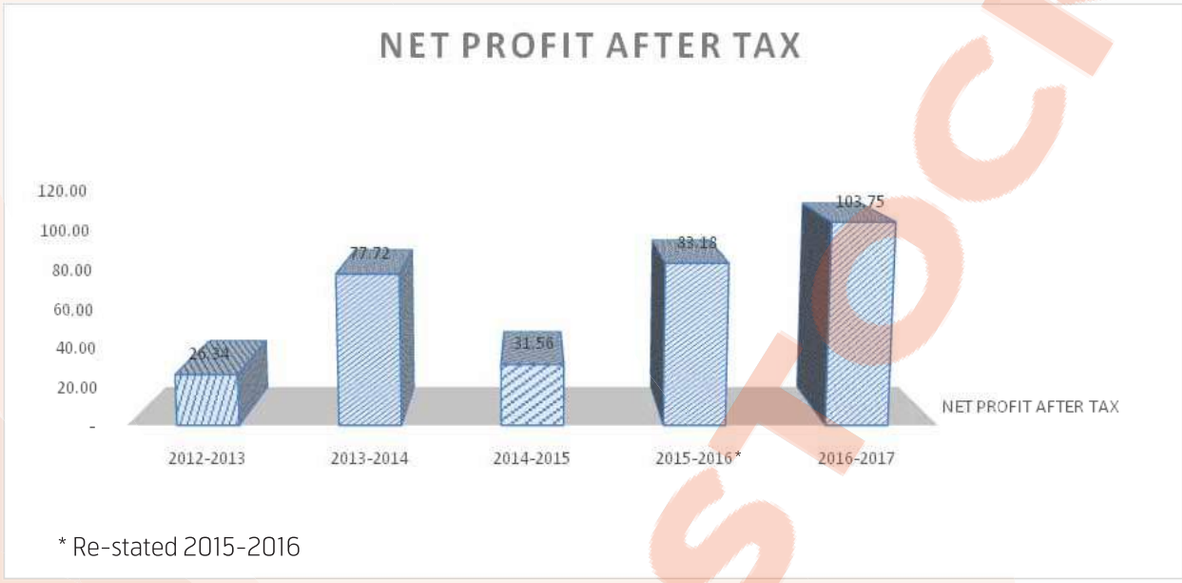

* Re-stated 2015-2016

FIVE YEARS AT A GLANCE

YEAR	2012-2013	2013-2014	2014-2015	2015-2016	2016-2017
Revenue	434,951,730	670,707,822	590,227,256	986,281,850	1,148,441,568
Gross Profit	141,193,986	228,681,392	212,770,074	299,824,882	353,993,429
Net profit after Tax	26,343,342	77,720,893	31,556,565	83,178,420	103,746,325

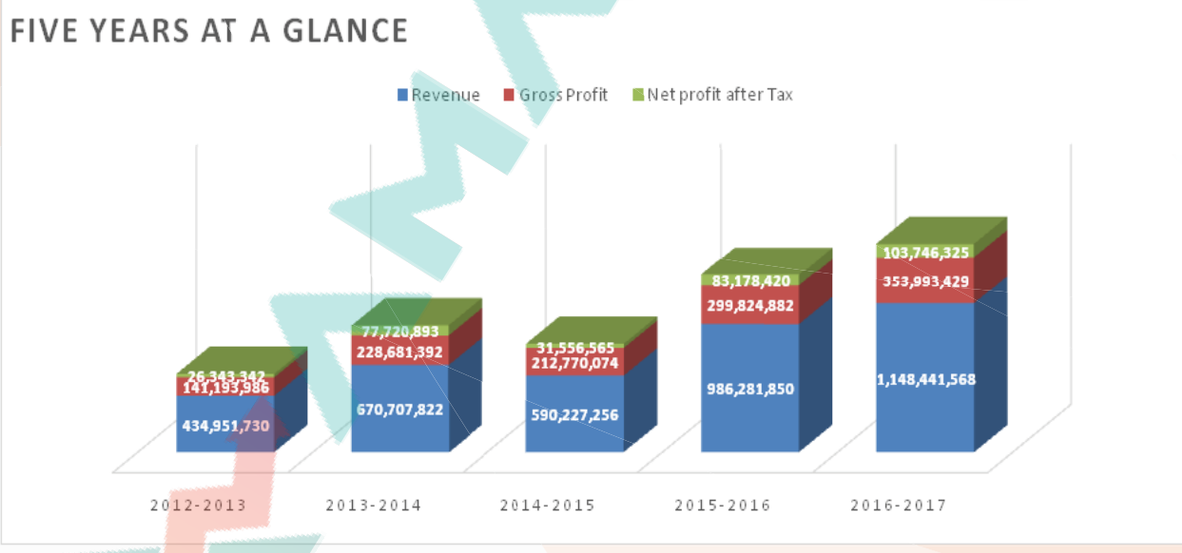

Profitability Ratio

YEAR	2012-2013	2013-2014	2014-2015	2015-2016	2016-2017
Gross Margin Ratio	32%	34%	36%	30%	30%
Operating Income Ratio	9.67	16.93	15.19	15.43	13.25
Net Income Ratio	6.06	11.59	5.35	8.43	9.03
Return on Assets(ROA)	1.61	4.11	1.57	3.55	4.10
Return on Equity (After Tax)%	1.98	5.65	2.26	5.47	6.39
Earnings Per Share (EPS)	0.35	1.04	0.42	0.88	1.04
Net Assets Value (NAV)	17.67	18.28	18.58	16.01	16.22

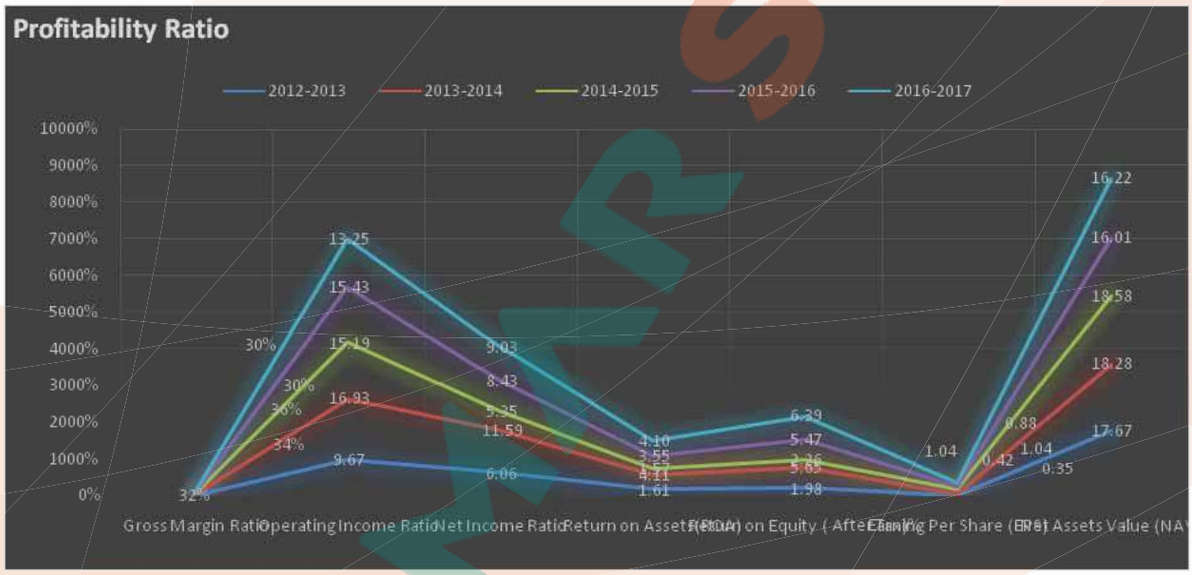

Message from the Chairman



Message from the Chairman

Dear Shareholders, Colleagues, Ladies and Gentlemen,

On behalf of the Board of Directors - I take this opportunity to express my sincere gratitude for all your trust in this Company over the years. This is the second financial year of the Company since successful listing.

With the Company's business concentrated in banking and automation in the region, we benefit from the ongoing economic development of the country and the demands for products and services in rapid growing Digital Bangladesh. We have been instrumental in digital awareness through banking sector creating a financial inclusion for unbanked population. We also contributed greatly in assisting Government organizations in implementing automation strategy. It is my privilege to inform you that ITC will always remain the forefront supporter of Digital Bangladesh.

The Company's aim is to generate sustainable long-term growthin shareholder value. We deploy capital where we see opportunities to generate long-term value. At the same time, we need to take measures to improve efficiency, to reduce costs where possible and to streamline the operations. We will see our businesses continuing on improving underlying performances. This should serve us well in the longer term when market conditions change.

The commitment and hard work of employees of the Company are central to our future success. I take this opportunity to thank them. We would also like to thank the continue support from our shareholders and business partners and request your uninterrupted support and patronize in all our future endeavors.

On Behalf of the Board

Lim Kiah Meng
Chairman

Statement from the Managing Director &CEO





Statement from the Managing Director &CEO

Assalamu-alaikum

Respected Directors, Shareholders, Media Representatives- Ladies and Gentlemen, Please accept my most sincere gratitude for your kind presence in this AGM gathering.

It is my humble gratification to submit you the status of your investment in ITC during the year 2016-2017 and present its Annual Report.

Dear Shareholders, it is our pleasure to inform you that we have added more business to our network during the year in report, extended our business through National Payment Switch.

Dear Shareholders, we are happy to report that ITC as a company has not only been able to sustain its planned growth pattern but surpassed its business targets. ITC has also added several numbers of workforce to strengthen the company resources and handle increased business flow without any interruptions.

We once again assure our clients and well-wishers with full confidence, that we are ready to tackle any challenge for our business- and will do everything in our power of capacity to enable you in continuing to run your business smoothly, efficiently and profitably.

Respected Directors and Shareholders, we look forward to your continuous support in the years ahead as always.

Thank you all for your kind attendance once again.

Munir S.

Kazi Saifuddin Munir, Ph.D
Managing Director& CEO

The Daily Star ICT Award
Best ICT Solution Provider
(Local Market Focus)
Information Technology Consultants Limited



Dr. Kazi Saifuddin Munir, MD & CEO of ITC (Q-Cash) is receiving the best
ICT Solution Provider of the Year-2015 award from Honorable Finance Minister Mr. A M A Muhith, MP



Directors' Responsibility Statement



Directors' Responsibility Statement

Responsibility to Financial Statements;

The Board of Directors of Information Technology Consultants Limited would like to inform that the Audited Financial Statements containing the Financial Statements for the year ended June 30, 2017 are in conformity with the requirements of the Companies Act, 1994, International Accounting Standards (IAS) and International Financial Reporting Standards (IFRS) as adopted by ICAB, Securities & Exchange Rules -1987 and the listing Regulations of the Dhaka and Chittagong Stock Exchanges and they believe that the financial statements reflect fairly form and substance of transactions carried out during the year and reasonably present the Company's financial condition and results of operations. These Financial Statements are audited by the Statutory Auditors, M/s. Hussain Farhad & Co., Chartered Accountants, Dhaka.

In accordance with the provisions of section 185 of the Companies Act, 1994 and based on the information provided by the Management, Directors state that:

In the preparation of accounts, the applicable accounting standards have been followed;
The companyhas selected such accounting policies and applied them consistently and made judgments and estimates that are reasonable and prudent so as to give a true and fair view of the state of affairs for the Company as at June 30, 2017 and the profit of the Company for the year ended on that date;

The company has taken proper and sufficient care for the maintenance of adequate accounting records in accordance with the provisions of the Companies Act, 1994 for safeguarding the assets of the Company and for preventing and detecting fraud and other irregularities;

The company has prepared the annual accounts ongoing concern basis.

Responsibility to Internal Control System;
The Company has taken proper steps and sufficient care in building a system of internal control, which is reviewed, evaluated and updated regularly. The internal audit department of the Company, conducts periodic audit of provides reasonable assurance that the established policies and procedures of the Company were consistently followed.

Opinion of the Statutory Auditors;
M/s. Hussain Farhad & Co., Chartered Accountants, the external auditor of the Company has carried our annual audit to review the system of internal controls, as they consider appropriate and necessary, for expressing their opinion on the financial statements. They have also examined the financial statements made available by the management together with all the financial records, related data, and minutes to shareholders meeting and board meetings, relevant policies and expressed their opinion.

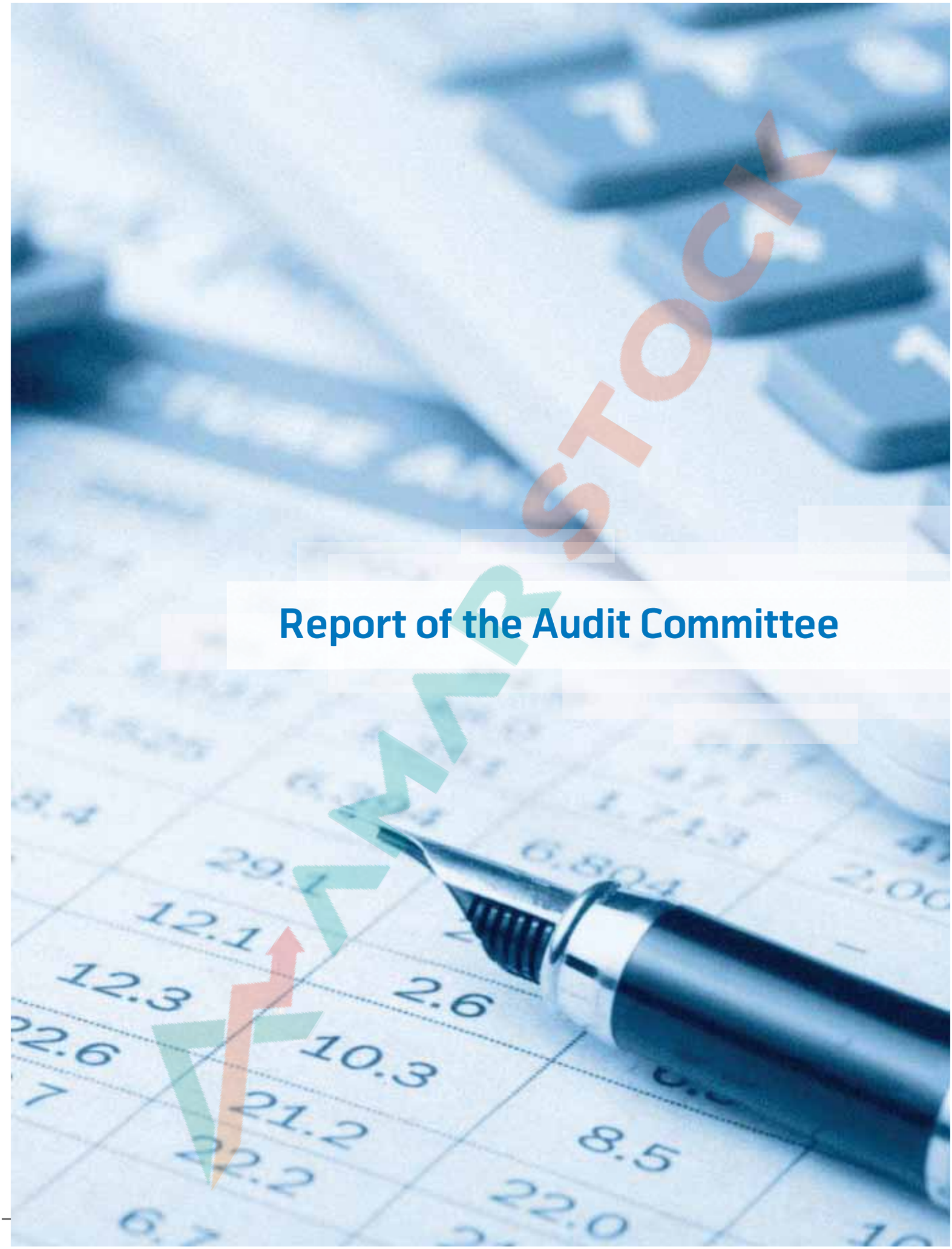

Report of the Audit Committee

Report of the Audit Committee

The Role of Audit Committee

The Audit Committee on behalf of the Board ensures that standards of corporate reporting, control and compliance are achieved through effective implementation of the procedures and policies with the aim to enhance the effectiveness of the operations and reduce the risks of the business. The Audit Committee periodically reviews the state of affairs of the business and makes recommendation on the reporting, control and compliance aspects as well as provides independent monitoring and guidance to the management in the areas of responsibilities for the Board and the Company towards the rules as specified in the conditions/guidelines on corporate governance issued by the BSEC.

The Composition of the Audit Committee

The Board of Directors has appointed the Audit Committee comprising of the following members of the Board having adequate Knowledge about finance and accounts.

Name of Members	Position in the committee
Mr. Md. Waliuzzaman FCA, Independent Director	Chairman
Mr. Salahuddin Alamgir, Vice Chairman	Member
Mr. Md. Haqueful Shaikh, Independent Director	Member
Mr. Anindya Sarkar ACS	Secretary

Meetings of the Audit Committee

The Committee conducts 4 meetings during the year under review.

Activates of the Audit Committee

The audit committee discussed the following issues during the year:

a) Regular review of the Internal and External Inspection & Audit Report with a view to implementing the suggestion of Internal and External Auditors in respect of Internal Control structure and techniques.

b) Minimize expenditure in all operational activities where possible.

c) Reviewing the Accounting procedure with a view to ascertain that the International Financial Reporting Standard (IFRS) has been applied in maintaining books and records. The Following steps also have been taken for implementation of Internal Control Procedure of the company:

a) Audit & Inspection division of the company carried out Internal Audit with a view to enrich the compliance culture and full control on the exertion of the ITC's operations. The division directly report simultaneously to the Board Audit Committee.

b) Regular monitoring has been done for the effectiveness of the quality control policies and procedures with the effect to evaluate the application of internal Control System and Internal Audit Policy for financial risk, existing rules and regulation.

c) To establish Planning, Organizing and Supervising culture and monitoring of Audit and Inspection of the Technology and different other divisions.

Reporting

Pursuant to condition # 3.4.1 of the Corporate Governance Guidelines issued by BSEC the Committee reports that it did not find any conflict of interest or any fraud irregularity material defect in the internal control system. There are no infringement of laws rules and regulations also.

Acknowledgement

The Audit Committee expressed their sincere thanks to the members of the Board and the Management of the company for their support in carrying out its duties and responsibilities effectively.

On behalf of the Audit Committee

Md. Waliuzzaman FCA
Chairman
Audit Committee

Date : October 11, 2017

CERTIFICATE OF DUE DILIGENCE BY CEO & CFO

ARSTOCK

INFORMATION TECHNOLOGY CONSULTANTS LIMITED
CERTIFICATE OF DUE DILIGENCE BY CEO & CFO
(As required under the BSEC Guidelines)

To the Board of Directors of

INFORMATION TECHNOLOGY CONSULTANTS LIMITED

In compliance with condition no. 6 of the Corporate Governance Guidelines of Bangladesh Securities and Exchange Commission Notification No. SEC/CMRRCD/2006-158/134/Admin/44 dated August 07, 2012, we the undersigned, Chief Executive Officer (CEO) and Chief Financial Officer (CFO) respectively of Information Technology Consultants Limited, do hereby certify before the Board that we have thoroughly reviewed the Financial Statements of the Company for the year ended June 30, 2017, and state that:

a) these statements do not contain any materially untrue statement or omit any material fact or contain statements that might be misleading.

b) these statements together present a true and fair view of the Company's affairs and are in compliance with existing accounting standards and applicable laws, and

c) To the best of our knowledge and belief, the Company has not entered into any transaction during the year which is fraudulent, illegal or in violation of the Company's codes of conduct.

Kazi Saifuddin Munir, Ph.D
Managing Director & CEO
Information Technology Consultants Ltd.

Shyamal Kanti Karmakar
Chief Financial Officer
Information Technology Consultants Ltd.

Date : October 11, 2017

AMAR STOCK

Directors' Report

Directors' Report

Dear Shareholders,
In terms of the provisions of the Section 184 of the Companies Act 1994, Rule 12 (and the schedule there under) of the Bangladesh Securities and Exchanges Rules 1987, BSEC Notification date August 07, 2012 and IAS-1 (International Accounting Standards-1) codes as adopted by the Institute of Chartered Accountants of Bangladesh (ICAB), it is the pleasure of the Board of Directors to submit its Report to the Shareholders for the year ended June 30, 2017 in the following paragraphs:

Monetary Management and Bangladesh Economy:

"Digital Bangladesh" is currently the most commonly used words in politics, media, among the intellectuals and the civil societies. Execution of E-tender and other Governmental activities and general public is beginning to be aware of its impact in the daily lives.

Bangladesh's economy grew by 7.40% in 2017, the fastest expansion in 30 years. It was also the sixth year in a row that GDP growth was greater than 7%. Most analysts expect this run to continue for some time to come.

Inflation

Inflation declined to 5.50 percent in FY17 from 5.8 percent in FY16. The rural-urban gap in food inflation also reduced. But, non-food inflation increased as political unrest caused supply disruptions. Aggregate demand management limited inflation volatility while declining international commodity prices helped reduce inflation.

Industry Outlook and Possible future Developments in the Service Industry sub-sector

ITC has been creating its foot print in this digital world by participating in the ICT sector- core of the Banking and Financial Sector, the lifeblood of the economy since 2000. Apart from ever expanding field of Transaction Processing and ATM services which presently supports 31 Banks, we have also extended our service to expertise in the National Revenue collection, the Digital Postal revolution and Dhaka & Chittagong Metropolitan Police.

Information Technology grew in Bangladesh in the late 1990s. Later Government has recognized the potentiality of ICT industry and its impact on the economy. The information technology industry in Bangladesh accounts for more than USD 400 million in annual revenues and is growing every year at a rate of around 20%.

ITC provides the best possible IT solution for its clients assessing their business needs and visions. ITC is contributing in enhancement of digitalization and automation of transactions processing by incorporating international technologies which suits our local demands.

(Source: Bangladesh Bank, Bangladesh Bureau of Statistics, and The World Fact Book Bangladesh part).

Contribution to National Exchequer

The company contributed an amount of Taka 61,357,547 to the National Exchequer against Customs Duties, AIT, VAT, Excise Duties etc.towards Software, Hardware imports and sales.

Highlights on Financial Performance

Particulars	2016-17 (Tk)	2015-16 (Tk)	Growth%
Revenue	1,148,441,568	986,281,850	16.44%
Cost of Service & Sales	794,448,139	686,456,968	15.73%
Gross Profit	353,993,429	299,824,882	18.07%
Operating Expenses	185,201,114	147,671,301	25.41%
Operating Profit	168,792,315	152,153,581	10.94%
Profit Before Tax	124,744,395	85,659,348	45.63%
Profit After Tax	103,746,325	83,178,420	24.73%

The comparatives on the financial performance of the Company for the year ended to June 30, 2017 are presented below:

Net Profit Before Tax for the year has increased Tk. 39,085,047 of the last year reflection growth is 45.63% due to increase of revenue. The growth of Net Profit After Tax is 24.73%.

Revenue Growth & Products

The revenue of the current year (2016-17) has increased Tk. 162,159,718 against last year 2015-16 Revenue, the growth of revenue of the current year is 16.44%.However, the revenue is generated from the services and products provided to the clients in packages and or combination. Renenue against different services and products can hardly be segregated. The list of Products and Services are shown in the page no. 23

Human Capital

	2016-17	2015-16
Beginning of the year	312	261
New recruitment	60	73
Released	35	22
Closing of the year	337	312

Appropriation Proposed

1	Net Profit After Tax for the year 2016-17		Tk. 103,746,325
2	Appropriation Proposed: i) Cash Dividend @6% (Tk. 0.60 per share) ii) Issuance of 4,002,000 Bonus shares (Stock Dividend) @4%: Face Value of Bonus Share	Tk. 60,030,000 Tk. 40,020,000	Tk. 100,050,000
3	Net Un Appropriated Profit		Tk. 3,696,325

Risk Management

Financial Risk Management

The management has overall responsibility for the establishment and oversight of the company's risk management frame work. The company has exposure to the following risks from its use of financial instruments.

(a) Credit Risk;

(b) Liquidity Risk; and

(c) Market Risk.

(a) Credit Risk

Credit Risk represents the Financial loss to the company if a customer or counterparty to a financial instrument fail to meet its contractual obligations. It mainly comprises of trade receivables, advances to suppliers, trade deposits and bank balances. the company's maximum exposure to credit risk at the reporting date is trade receivables which is also secured by agreement with the clients & member banks also.

(b) Liquidity Risk

Liquidity risk is the risk that the company will not be able to meet its financial obligations as they fall due. The company maintains sufficient resources and arrangement of credit lines with the various banks for managing its liquidly risk.

(c) Market Risk

Market risk is that the fair value of future cash flows of a financial instrument will fluctuate because of changes in market prices such as foreign exchange rates, interest rates and other price risks. The objective of market risk management is to manage and control market risk exposures within an acceptable range.

Technological Risk Management

Technology is a dynamic term that frequently changes its shape and nature. Every capital-intensive industry has to rapidly synchronize itself with technological changes and invest in sophisticated machineries. A right technology is a crucial determinant of competitiveness that ensures better products and services to the customers while minimizing costs. Adjustment to new technologies thus involves relatively large scale investments as well as a longer pay-back period.

The company is operating in an industry where technology is the key success factor. Some of the technological risks associated with the company vis-à-vis the management perception is as follows.

(a) Infrastructure Related Risk

Management always put high focus and undertake required CAPEX to keep the infrastructure updated to ensure smooth operation.

(b) Efficient Technical Expertise

The Company is the pioneer in Bangladesh in IT industry and has built up a strong team who has been involved since the revolution of the industry. So apparently they have the most expert team in the industry to cater any technological dynamics.

(c) Up gradation of the Industry / Solutions

In line with the global financial market, Bangladesh is also adopting the upgraded solutions fast. ITC is capable to adjust and cope up with the change in industry dynamics.

(d) Product / Solution Obsolesce

ITC management believes in continuous up-gradation and continuous improvement of their offerings. Historically they were pioneer and fast mover in terms of launching new products or ideas in the market. So it is implied that the management is well cautious about their competitive edge and continuously putting effort to assure its market leader position.

The Board of Directors has overall responsibility for the establishment and oversight of the company's risk management framework. The Board oversees how management monitors compliance with risk management policies and procedures and reviews the adequacy of the risk management framework in relation to risk faced by the company.

Corporate and Financial Reporting Framework

The Members of the Board, in accordance with the Bangladesh Securities & Exchange Commission's Notification no. SEC/CMRRCD/2006-158/134/Admin/44 dated August 7, 2012; hereby confirm compliance with the financial reporting framework for the following:

. The Financial Statements prepared by the Management of ITC, present its state of affairs, the result of its operations, Cash Flows and Changes in Equity fairly and accurately.

- Proper Books of Accounts of the issuer company have been maintained.

- Appropriate accounting policies have been consistently applied in preparation of the Financial Statements and that the accounting estimates are based on reasonable and prudent judgment.

- International Accounting Standards (IAS)/ Bangladesh Accounting Standards (BAS) International Financial Reporting Standards (IFRS)/ Bangladesh Financial Reporting Standards (BFRS), as applicable in Bangladesh, have been followed in preparation of the Financial Statements and any departure there from has been adequately disclosed.

- The system of internal control is sound in design and has been defectively implemented and monitored.

- There are no significant doubts on the ability of the company to continue as a going concern.

Going Concern

The financial statements of the Company have been prepared on a going concern basis, which contemplates the realization of assets and the satisfaction of liabilities in the normal course of business. The Board of Directors of ITC has made annual assessment about whether there exists any material uncertainty which may cast significant doubt upon the Company's ability to continue as a going concern, including review of budget and future uncertainties in existence.

Board Meetings and Attendance by the Directors

During the year ended June 30, 2017, total 06 (six) Meeting of the Board of Directors was held.

Attendance by the Directors in the Board are summarized and given below:

Sl. No	Name	Number of Meeting during 2016-17	Number of Attendance During 2016-17	Remarks
1	Mr. Lim Kiah Meng, Chairman (Nominated Director of SiS Capital (Bangladesh) Pte Limited	06	04	
2	Mr. Salahuddin Alamgir, Vice Chairman	06	05	
3	Mr. Kazi Saifuddin Munir, Ph.D Managing Director & CEO	06	06	
4	Mr. Lim Kia Hong, Nominated Director of SiS Capital (Bangladesh) Pte Limited	06	03	
5	Mr. Lim Hwee Hai, Nominated Director of SiS Capital (Bangladesh) Pte Limited	06	03	
6	Madam Lim Hwee Noi, Nominated Director of SiS Capital (Bangladesh) Pte Limited	06	03	
7	Ms. Goh Peck Hwee Nominated Director of SiS Capital (Bangladesh) Pte Limited	01	01	Released on 07/12/2016
8	Madam Fauzijus Tjandra Nominated Director of Regent Pacific Limited	06	03	
9	Mr. Md. Waliuzzaman FCA, Independent Director	06	06	
10	Mr. Md. Haqueful Shaikh, Independent Director	06	06	

Remuneration of Directors:
No Remunerations was paid to any Director for attendance in board meetings, including Managing Director & CEO. Independent Directors are however, receiving an attendance fees Tk. 3,000 (Three Thousand) for each meeting.

Shareholding Pattern

Shareholding patterns of the Company as at the end of the year 2016-2017 is shown in below:

The Pattern of Shareholdings as on June 30, 2017:

Sl. No.	Name	Status	Number of Share held as of 30.06.2017	% of Shareholding
A)	Parent/Subsidiary/Associated Companies/Others Related Party:			
	SiS Capital (Bangladesh) Pte Limited	Nominated Director	32,785,798	32.77%
	Regent Pacific Ltd.	Nominated Director	8,452,500	8.45%
B 1)	Directors & their Spouses and Minor Children:			
1	Mr. Kazi Saifuddin Munir, Ph.D	Managing Director & CEO & Sponsor Director	4,508,621	4.51%
2	Mr. Salahuddin Alamgir	Vice Chairman & Director	5,361,392	5.36%
3	Mr. Lim Kiah Meng Nominated Director of SiS Capital (Bangladesh) Pte Limited	Chairman & Director	Nil	Nil
4	Mr. Lim Kia Hong Nominated Director of SiS Capital (Bangladesh) Pte Limited	Director		
5	Mr. Lim Hwee Hai Nominated Director of SiS Capital (Bangladesh) Pte Limited	Director		
6	Madam Lim Hwee Noi Nominated Director of SiS Capital (Bangladesh) Pte Limited	Director		
7	Madam Fauzijus Tjandra Nominated Director of Regent Pacific Ltd	Director.		
8	Mr. Md. Waliuzzaman FCA	Independent Director	Nil	Nil
9	Mr. Md. Haqueful Shaikh	Independent Director	Nil	Nil
B 2)	CEO, CFO, CS, HOIA and their Spouses and Minor Children:			
	Shyamal Kanti Karmakar	Chief Financial Officer	Nil	Nil
	Anindya Sarkar ACS	Company Secretary	Nil	Nil
	Md. Mehedi Hasan	Head of Internal Audit	Nil	Nil
C)	Top 5 (Five) Executives and their Spouses and Minor Children:			
1	Mr. Osman Haidar	Director-Business	8,120	0.008
2	Mr. Zubaer Ahmad	Head of TP & BI	33,950	0.033
3	Mr. Md. Faizul Islam	Chief Technology Officer	Nil	Nil
4	Mr. Mahmud Al - Hasan Khan	Head of Sales & Marketing	Nil	Nil
5	Mr. Farhad Malik	Chief Operating Officer	Nil	Nil
D)	Shareholders Holding 10% or more voting interest in the company:			
	SiS Capital (Bangladesh) Pte Limited	Nominated Director	32785798	32.77%

Range of Shareholding

Summary of Shareholders

The distribution schedule of Information Technology Consultants Limited as on June 30, 2017 was presented as below.

On the Basis of Shareholders Type:

Group Name	Number of Shareholders	Number of Shares	Ownership (%)
Sponsors/Promoters and Directors	4	51,108,311	51.09%
Institute	180	21,478,226	21.46%
General Public	5,397	27,463,463	27.45%
Total	**5,581**	**100,050,000**	**100%**

On the Basis of Shareholding:

Shareholding Range	Number of Shareholders	Number of Shares	Ownership (%)
1-100	768	41,578	0.04%
101-500	1,472	434,982	0.44%
501-1000	1,246	960,406	0.96%
1001-5000	1,478	3,676,278	3.67%
5001-10000	296	2,245,734	2.24%
10001-20000	138	1,919,627	1.92%
20001-above	183	90,771,395	90.73%
Total	**5,581**	**100,050,000**	**100%**

Proposed Dividend

The Board of Directors at the time of considering the annual accounts have recommended 6% Cash and 4% Stock (Bonus) dividend to be paid to the shareholders for the year 2016-17, which is to be approved by the shareholders in the forthcoming AGM.

IPO Utilization of Proceed

As per IPO BSEC consent letter noSEC/CI/IPO-234/2014/485 dated October 04, 2015 with issued & approved prospectus, the company has received a fund of Taka 12 crore from the public for expansion of business, term loan adjustment and to meet IPO expenses. The company has used the total IPO fund as per prospectus and submitted the report to the commission and stock exchanges.

Directors' Re-appointment

As per Article 125 and 126 of the Articles of Association of the Company, the following Directors are retires from the office by rotation at the 17th Annual General Meeting and being eligible, have offered themselves for seeking re- election:

Madam Fauzijus Tjandra
(Nominated byRegent Pacific Ltd.)

Mr. Salahuddin Alamgir

Brief Resume and other information of the above mentioned Directors as per clause 1.5 (xxii) of BSEC notification dated August 07, 2012 are shown in the page no. 13 & 15

Managing Director Re-Appointment

The Board of Directors in its meeting held on December 26, 2016 had re-appointed Mr. Kazi Saifuddin Munir, Ph.D as Managing Director for further tenure of 5 years of the company as per companies act, 1994 subject to approval from the shareholders in the 17th Annual General Meeting (AGM). Brief Resume and other information of the Managing Directoris shown in the page no. 13

Appointment of Statutory Auditors

During the 16th Annual General Meeting (AGM) the shareholders appointed M/s. Hussain Farhad & Co., Chartered Accountants, as Statutory Auditors of the company for the year 2016-17. So, M/s. Hussain Farhad & Co., Chartered Accountants audited the company in 2 (two) terms.M/s. Hussain Farhad & Co., Chartered Accountants retires at this Annual General Meeting (AGM) and being eligible, have offered themselves for re-appointment as Statutory Auditors of the company for the year 2017-18. As recommended by the Board of Directors in its meeting dated October 11, 2017, the matter for appointment of M/s. Hussain Farhad & Co., Chartered Accountants for the year 2017-2018 as Statutory Auditors of the company and fix their remuneration TK. 330,000 (three lac thirty thousand taka only) is placed before the shareholders in the 17th Annual General Meeting (AGM) for approval.

Corporate Governance

ITC is committed to maintaining high standards of Corporate Governance. Accordingly, the Company has complied with the provisions of BSEC Corporate Governance Guideline dated August 7, 2012. And amendment thereof issued by the Bangladesh Securities & Exchange Commission.

Pursuant to the Guidelines, the following statements are appended as part of this Annual Report:

- Audit Committee Report to the Shareholders
- Statement on Financial Statements by Chief Executive Officer (CEO) and Chief Financial Officer (CFO)
- Report on the Corporate Governance
- Certificate regarding compliance of conditions of Corporate Governance.

Acknowledgement

The Board of Directors of the Company would like to extend their sincere thanks and gratitude to its stakeholders for their assistance and guidance from time to time. The Directors of the Company express and extend acknowledge their gratitude to its Customers, Financiers, Bangladesh Bank, Bangladesh Securities & Exchange Commission (BSEC), Dhaka Stock Exchange (DSE), and Chittagong Stock Exchange (CSE), Registrar of Joint Stock Companies and Firms (RJSC), Central Depository Bangladesh Ltd. (CDBL) and other Regulatory Authorities for their kind guidance and support to the company and the co-operation extended by the Auditors, and the devoted efforts put in by the company's executives & employees at all levels to uphold the Company's business performance.

For & On behalf of the Board of Directors



Lim Kiah Meng
Chairman

Date : October 11, 2017



Report on Corporate Governance

AMAR STOCK

Report on Corporate Governance

Corporate Governance is about commitment to values and ethical business conduct. It provides for a structure that works for the benefit of its stakeholders by ensuring that the enterprise adheres to accept ethical standards and best practices as well as to applicable laws, procedures and implicit rules. Good Corporate Governance principles encourage the Company to create value through innovations, development and exploration on one hand and on the other to provide accountability and control systems commensurate weigh the risks involved. The other important part of the Corporate Governance is disclosure of information regarding the financial position of the Company, its performance, ownership and governance in a timely and accurate way. These disclosures help in improving the public understanding of the structure, activities and policies of the organization.

Thus Corporate Governance is about promoting corporate fairness, transparency and accountability. Corporate Governance guidelines developed over a period of time in Bangladesh are protected through Bangladesh Securities & Exchange Commission's Notification No. SEC/CMRRCD/2006-158/134/Admin/44 dated August 07, 2012.

Corporate Governance at ITC

ITC's Corporate Governance policies recognize the importance of the transparency to all of its constituents; including employees, clients, investors, and the regulatory authority's demonstration that the shareholders are the ultimate beneficiaries of the Company's economic activities.

In addition to the primary role of monitoring corporate performance, the function of the Board includes approving a business plan, reviewing and approving annual budgets and borrowing limits, fixing exposure limits and ensuring that our shareholders are kept informed about our plans, strategies and performance. To enable the Board of Directors to discharge these responsibilities defectively, the management provides detailed reports on performance to the Board on quarterly basis. The Board of Directors also functions through various committees such as the Audit Committee.

Ethics & Compliance

ITC's Corporate Governance philosophy encompasses not only regulatory and legal requirements, but also other practices aimed at a high level of business ethics, effective supervising and enhancement of value for all shareholders.

We are performing ethically and efficiently to generate long-term value and wealth for all its stakeholders. The Corporate Governance principles of the Company ensures that the Board remains informed, independent and involved in the Company and there are ongoing efforts towards better Corporate Governance to mitigate "non business" risks. The Board periodically reviews the compliance of all applicable laws and gives appropriate directions, wherever necessary.

Board of Directors

The basic responsibility of the Board is to provide effective governance over the Company's affairs exercising its reasonable business judgments on behalf of the Company. The Company's business is conducted by its employees under direction of the Managing Director & CEO and the overall supervising of the Board. The Board members have collective experience in diverse fields of business.

In order to comply with the BSEC's notification dated August 07, 2012 on Corporate Governance, the Board of ITC has appointed one eminent personality as Independent Director of the Company. Thus, the Board of ITC comprises of 09 (Nine) members of which 6 (six) are Non-Executive Directors and 2 (Two) are Non-Executive Independent Directors and a Managing Director & CEO. The goal has been to form a Board, which is cohesive and has the expertise for quick and informed decision making.

Role of the Board

The Board of Directors is in full control of the company's affairs and is also accountable to the shareholders. The Board is committed to achieve greater financial performances and long term prosperity, while meeting stakeholder's expectations of sound Corporate Governance practices.

Board Meetings

The Company holds at least four Board meetings in a year, one in each quarter inter alia to review the financial results of the Company. The gap between the two Board Meeting does not exceed three months. Apart from the four scheduled Board Meetings, additional Board Meetings are also convened to address the specific requirements of the Company. Urgent matters are also approved by the Board by passing resolutions through circulation. During the year under review 06 meetings of the Board were held.

The Board performs following functions in addition to overseeing the overall business and management:

- Review, monitor and approve major financial and business strategies and corporate actions.
- Assess critical risks facing by the Company- review options for their mitigations.
- Ensures that the processes are in place for maintaining the integrity of:

o The Company
o The financial statements
o Compliance with law
o Relationship with customers and shareholders.

Audit Committee

The primary role of the Audit Committee is overseeing the financial reporting process and disclosure of financial information, reviewing the financial statements before submitting to the Board, reviewing adequacy of internal control systems and reviewing findings of internal investigations besides recommending appointment/removal of statutory auditors and fixing their remuneration. A separate report on the activities of the Audit Committee is attached in the page no. 39 of this report.

Role of the Chairman

The Chairman serves as the primary link between the Board and Management, and works with the Managing Director & CEO and Company Secretary to set the agenda of the Board Meetings. He provides leadership to the Board and ensures that the Board works effectively and discharges its responsibilities efficiently.

Chairman & Managing Director/CEO of the Company are different persons

Chairman of the Board and Managing Director of the Company are different persons with different roles and responsibilities, defined by the Board and thereby preventing unregulated powers of decision making by a single hand. The Chairman is a Non-Executive Director while the Managing Director is an Executive Director.

Role of the Managing Director& CEO

The Managing Director & CEO is the key person and is responsible for running the business of the Company. He is also responsible for formulating as well as implementing Board strategy and policy. The Managing Director is responsible for establishing and execution the Company's operating plan that is necessarily to achieve Company's objectives. He has the overall control on the Company's day-to-day affairs and is accountable to the Board for the financial and operational performance of the Company.

Role of the Company Secretary

Company Secretary is responsible for advising the Board through the Chairman on all governance matters. He is also responsible for ensuring proper information flow with the Board and its Committees and between the Management and the Non-Executive Directors. He is also acting as a bridge between the regulators/stakeholders and the Company.

Role of the Head of Internal Control & Compliance

The Head of Internal Control and Compliance is responsible for reporting to the Board Audit Committee regarding deviations from accounting and internal control system. He is also leading the internal audit team of the Company.

Internal Control and Compliance

The Company's internal control system commensurate with its size and business nature. The system minimized operational risks through effective control, systemic review and on-going audit. The internal auditors undertook a comprehensive audit of all functional areas and operations, their findings referred to the Audit Committee of the Board.

The Company internalized its legal and technical appraisal functions to ensure optimum control of the Company's multi-level authorization structure ensured that higher exposure levels were duly authorized by personnel and committees with required experience and authority. Training programs and guidelines helped implement linkage between goals and operations.

The Board has ultimate responsibility for establishing an effective system for internal control. The internal control system bolds all business risks, including financial, operational and strategic. To mitigate all the risks as well as to establish control environment, the board holds its meeting regularly with comprehensive agenda dealing with all major aspects of business. There is an internal control and compliance department directly reporting to the Board Audit Committee which looks after compliance with the organizational policies by different departments.

ITC made relevant mandatory disclosure in its delivering in its financial statements under the regulatory framework, including compliance with the provisions of International Financial Reporting Standards (IFRS) as adopted in Bangladesh, beside that it submits all the reports/statements regularly, which are required to be submitted to the regulators as well as the other stakeholders of the Company.

Risk Management

The Company always concentrates on delivering high value to its stakeholders through appropriate trade-off between risk and return. A well-structured and proactive risk management system is in place within the Company to address the risks relating to market, liquidity and operations.

Related Party Transactions

Transactions with related parties are made on arm's length basis and are in the ordinary course of business. Detailed transactions with related parties are described at notes 39 of the Financial Statements in the page no. 97 of this annual report.

Auditors Certificate on Corporate Governance

The Company has complied with all mandatory requirements of Corporate Governance guidelines as enumerated in the Notification No. SEC/CMRRCD/2006-158/Admin/44 dated August 07, 2012 of Bangladesh Securities and Exchange Commission. M/s. SARashid & Associate, Chartered Secretaries in Practice have certified that the Company has complied has complied with the conditions of Corporate Governance as stipulated under the Corporate Governance guidelines which is annexed in the page no 61.

Statement of CEO and the CFO regarding Financial Statements

A separate statement as toe the fairness and presentation of the Financial Statements of the Company is given in page no. 41 of this report.

Observance of BAS, BFRS & Applicable Laws

The Directors confirm the financial statements have been prepared in accordance with the Bangladesh Accounting Standard and applicable rules and regulations. A statement on implementations of the different accounting standards is set out at notes to the financial statements.

Employee Health & Safety

ITC maintains internal health and safety policies and procedures and nations regulations to ensure a safe working environment. We are working with our employees to ensure that health and safety standards are maintained and improved. ITC provides adequate life and hospitalization insurance coverage to all its permanent employees.

Annual General Meeting (AGM)

ITC holds Annual General Meeting of shareholders once a year and the Company ensures effective interaction with the shareholders at the Annual General Meeting. The Directors pay special attention in answering the various queries raised by the shareholders at the Annual General Meeting.

AMAR STOCK

Having reviewed the BSCE's Corporate Governance guideline on August 7, 2012, the Company's Board issued and signed their declaration of Compliance, a statement of which is given below:

Condition No.	Title	Compliance Status		Explanation Noncompliance with the condition
		Compiled	Not Compiled	
1.00	Board of Directors			
1.1	Board Size	√		
1.2	INDEPENDENT DIRECTORS			
1.2.(i)	Appointment of Independent Directors	√		
1.2.(ii)(a)	Does not hold any share of less than 1% shares in the Company	√		
1.2.(ii)(b)	Not a Sponsor of The Company	√		
1.2.(ii) (c)	Does not have other relationship	√		
1.2.(ii)(d)	Not a Member, Director or Officer of nay Stock Exchange	√		
1.2.(ii)(e)	Not a Shareholder, Director of Officer of any Stock Exchange.	√		
1.2.(ii)(f)	Not a partner of an Executive or was not a partner of an Executive during the preceding 3(Three) years of the concerned Company's statutory audit firm.	√		
1.2.(ii)(g)	Not an Independent Director more than three listed Companies.	√		
1.2.(ii)(h)	Not Convicted by a curt of competent jurisdiction as a derailed in payment of any loan to a Bank or a Non-Bank Financial Institution.	√		
1.2.(ii)(i)	Not convicted for a Criminal Offence	√		
1.2.(iii)	Appointment by the Board and approved in AGM	√		
1.2.(iv)	Post cannot remain vacant more than 90 days			N/A
1.2.(v)	Lay down a code of conduct and annual compliance	√		
1.2.(vi)	Tenure of the Independent Director	√		
1.3	QUALIFICATION OF INDEPENDENT DIRECTOR			
1.3(i)	Independent Director shall be knowledgeable	√		
1.3(ii)	Should be a Corporate Leader/Business Leader	√		
1.3(iii)	Special cases for relaxation of qualifications.			N/A
1.4	The posts of Chairman of the board and Chief Executive Officer are filled by different individuals.	√		
1.5	THE DIRECTORS REPORT TO SHAREHOLDERS			
1.5(i)	Industry outlook and possible future developments in the industry	√		
1.5(ii)	Segment-wise or product-wise performance	√		
1.5(iii)	Risks and concerns	√		
1.5(iv)	A discussion on Cost of Goods sold Gross profit Margin and Net Profit Margin.	√		

1.5(v)	Discussion on continuity of any Extra-Ordinary gain or loss			N/A
1.5(vi)	Basis for related party transactions-a statement of all related party transactions	√		
1.5(vii)	Utilization of proceeds from public issues, rights issues and/or through any others instruments	√		
1.5(viii)	An explanation if the financial results deteriorate after the company goes for Initial Public Offering (IPO), Repeat public Offering(RPO), Rights Offer, Direct Listing, etc.			N/A
1.5(ix)	If significant variance occurs between Quarterly Financial Performance and Annual Financial Statements the management shall explain about the variance on their Annual Report			N/A
1.5(x)	Remuneration to Directors including Independent Director	√		
1.5(xi)	The financial statements prepared by the management of the issuer company present fairly its state of affairs, the result of its operations, cash flows and changes in equity	√		
1.5(xii)	Proper books of account of the issuer company have been maintained	√		
1.5(xiii)	Appropriate accounting policies have been consistently applied in preparation to the financial statements and that the accounting estimates are based on reasonable and prudent judgment	√		
1.5(xiv)	International Accounting Statement (IAS) Bangladesh Accounting Standard(BAS)/ International Financial Reporting standard (BFRS), as applicable in Bangladesh, have been followed in preparation of the financial statements and any departure there-from has been adequately disclosed	√		
1.5(xv)	The system of internal control is sound in design and has been effectively implemented and monitored	√		
1.5(xvi)	There are no significant doubts upon the issuer company's ability to continue as a going concern, If the issuer company is not considered to be a going concern, the fact along with reasons thereof should be disclosed	√		
1.5(xvii)	Significant deviations from the last year's operation results of the issuer company shall be highlighted and the reasons there of should be explained			N/A

1.5(xviii)	Key operating and financial data of at least preceding 5 (Five) years shall be summarized	√		
1.5(xix)	If the issuer company has not declared dividend (cash or stock)for the year, the reasons there of shall be given			N/A
1.5(xx)	The number of Board meetings held during the year and attendance by each Director shall be disclosed	√		
1.5(xxi) a)	Parent/Subsidiary/Associated Companies and other related parties (name wise details)			N/A
1.5(xxi) b)	Directors, Chief Executive Officer, Company Secretary, Chief Financial Officer, Head of Internal Audit and their spouses and minor children (name wise details)	√		
1.5(xxi) c)	Executives	√		
1.5(xxi) d)	Shareholders holding ten percent (10%) or more voting interest in the company (name wise details)	√		
1.5(xxii)	In case of appointment/re-appointment of a director, the company shall disclose the following information to the shareholders			
1.5 (xxii) a)	A brief resume of the Director	√		
1.5 (xxii) b)	Nature of his/her expertise in specific functional areas	√		
1.5 (xxii) c)	Names of the companies in which the person also holds the directorship and the memberships of committees of the Board	√		
2.00	CHIEF FINANCIAL OFFICER (CFO), HEAD OF INTERNAL AUDIT AND COMPANY SECRETARY			
2.1	Appointment of CFO, Head of Internal Audit and Company Secretary	√		
2.2	Requirement of CFO and Company Secretary to attend Board Meeting	√		
3.00	AUDIT COMMITTEE			
3.00 (i)	The Company shall have an Audit Committee as a sub-committee of the Board of Directors	√		
3.00 (ii)	The Audit Committee shall assist the Board of Directors in ensuring that the financial statements reflect true and fair view of the state of affairs of the Company and in ensuring a good monitoring system within the business	√		
3.00(iii)	The Audit Committee shall be responsible to the Board of Directors, The duties of the Audit Committee shall be clearly set forth in Writing	√		
3.1	CONSTITUTION OF THE AUDIT COMMITTEE			
3.1 (i)	The Audit Committee shall be composed of at least 3 (three) members	√		
3.1 (ii)	The Board of Directors shall appoint members of the Audit Committee who shall be directors of the company and shall include at least 1 (one) Independent Director	√		

3.1 (iii)	All members of the Audit Committee should be "financially literate" and at least 1 (one) member shall have accounting or related financial management experience	√		
3.1 (iv)	When the term of service of the Committee members expires or there is any circumstance causing any Committee member to be unable to hold office until expiration of the term of service	√		
3.1 (v)	The Company Secretary shall act as the Secretary of the Committee	√		
3.1 (vi)	The quorum of the Audit Committee meeting shall not constitute without at least 1 (one) Independent Director	√		
3.2	SELECTION OF THE CHAIRMAN OF THEAUDIT COMMITTEE			
3.2 (i)	The Board of Directors shall select 1 (one) member of the Audit Committee to be Chairman of the Audit Committee, who shall be an Independent Director	√		
3.2 (ii)	Chairman of the Audit Committee shall remain present in the Annual General Meeting (AGM)	√		
3.3	ROLE OF AUDIT COMMITTEE			
3.3 (i)	Oversee the financial reporting process	√		
3.3 (ii)	Monitor choice of accounting policies and principles	√		
3.3 (iii)	Monitor Internal Control Risk Management process	√		
3.3 (iv)	Oversee hiring and performance of external auditors	√		
3.3 (v)	Review along with the management, the annual financial statements before submission to the Board for approval	√		
3.3 (vi)	Review along with the management, the quarterly and half yearly financial statements before submission to the Board for approval	√		
3.3(vii)	Review the adequacy of internal audit function	√		
3.3 (viii)	Review statement of significant related party transactions submitted by the Management	√		
3.3 (ix)	Review Management Letters/ Letter of Internal Control weakness issued by statutory auditors	√		
3.3 (x)	When money is raised through Initial Public Offering (IPO/Repeat Public Offering (RPO) /Rights Issue the company shall disclose to the Audit Committee, on a quarterly basis and annual basis	√		
3.4	REPORTING TO THE AUDIT COMMITTEE			
3.4.1 (i)	The Audit Committee shall report on its activities to the Board of Directors	√		
3.4.1(ii) (a)	Report on conflict of interest			N/A

3.4.1 (ii) (b)	Suspected or presumed fraud or irregularity or material defect in the internal control system			N/A
3.4.1 (ii) (c)	Suspected infringement of laws			N/A
3.4.1 (ii) (d)	Any other matter			N/A
3.4.2	Reporting to the authorities			N/A
3.5	Reporting to the shareholder and general investors	√		
4	EXTERNAL/ STATUTORY AUDITORS:			
4 (i)	Appraisal or valuation services of fairness opinions	√		
4 (ii)	Financial information systems design and implementation	√		
4 (iii)	Book keeping or other services related to the accounting records	√		
4 (iv)	Broker- dealer services	√		
4 (V)	Actuarial Services	√		
4 (vi)	Internal Audit Services	√		
4 (vii)	Any other services that the audit committee determines	√		
4 (viii)	No partner or employees of the external audit firms shall possess any share of the company they audit at least during the tenure of their audit assignment of that company	√		
4 (ix)	Audit/certification services on compliance of corporate governance as required under clause (i) of condition no. 7	√		
5.	SUBSIDIARY COMPANY:			
5 (i)	Provisions relating to the composition of the Board of Directors of the bolding Company shall be made applicable to the composition o the Board of Directors of the subsidiary Company			N/A
5 (ii)	At least 1 (one) Independent Director on the Board of Directors of the holding company shall be director on the Board of Directors of the Board of Directors of the subsidiary company			N/A
5 (iii)	The minutes of the Board meeting of the subsidiary Company shall be policed for review at the following Board meeting of the holding Company			N/A
5 (iv)	The minutes of the respective Board meeting of the holding Company shall state that they have also reviewed the affairs of the subsidiary Company			N/A
5 (v)	The Audit Committee of the holding Company shall also review the financial statements, in particular the investment made by the subsidiary Company			N/A

6.	DUTIES OF CHIEF EXECUTIVE OFFICER (CEO)AND CHIEF FINANCIAL OFFICER (CFO):			
6 (i)a)	Certify that no materially untrue statements that might be misleading	√		
6 (ii)b)	Certify that these statements together present a true and fair view of the Company's affairs and are in compliance with existing accounting standards and applicable laws	√		
6 (iii)	Certify that no transaction entered into by the Company during the year which are fraudulent, illegal or violation of the Company's code of conduct	√		
7.	REPORTING AND COMPLIANCE OF CORPORATE GOVERNANCE:			
7 (i)	Obtain Certificate relating to Complied Corporate Governance Guidelines from practicing professional Accountant	√		
7 (ii)	Attached in the directors report whether the company has complied with these conditions	√		

AMAR STOCK

S. Abdur Rashid FCS
BCom (Hons), MBS (Finance & Banking), MBA (Finance), PGDHRM, LLB,**AIPM**
Chartered Secretary in Practice
Private Practice Certificate No.: 003
Phone # +880 2 9558796, +88 01726533655
E-mail : sarashid12000@yahoo.com

SARashid & Associates
(Chartered Secretaries)
Noakhali Tower (12th Floor, 13-D)
55/B Purana Paltan, Dhaka-1000, Bangladesh
E-mail : sarashidnasso@gmail.com

Certificate on Compliance *of* Corporate Governance Guidelines

[Notification No. SEC/CMRRCD/2006-158/134/Admin/44 dated 07 August 2012]

I have reviewed the Compliance of Conditions of the Corporate Governance Guidelines by **Information Technology Consultants Ltd.** ("the Company") for the year ended 30 June 2017. Such compliance is the responsibility of the Company as stipulated in the above mentioned notification issued by Bangladesh Securities and Exchange Commission (BSEC).

I have conducted my review in a manner that has provided me a reasonable basis for evaluating the compliances and expressing my opinion thereon. This review has been limited to the measures adopted by the Company in ensuring such compliances and this has not been for expression of opinion on the financial statements or future viability of the Company.

According to the information and explanations provided to me by the Company, I hereby certify that all the conditions of the Corporate Governance Guidelines have been complied with by the Company.

SARashid & Associates Chartered Secretaries

S. Abdur Rashid FCS

Dhaka, 24 October 2017

Audited Financial Statements

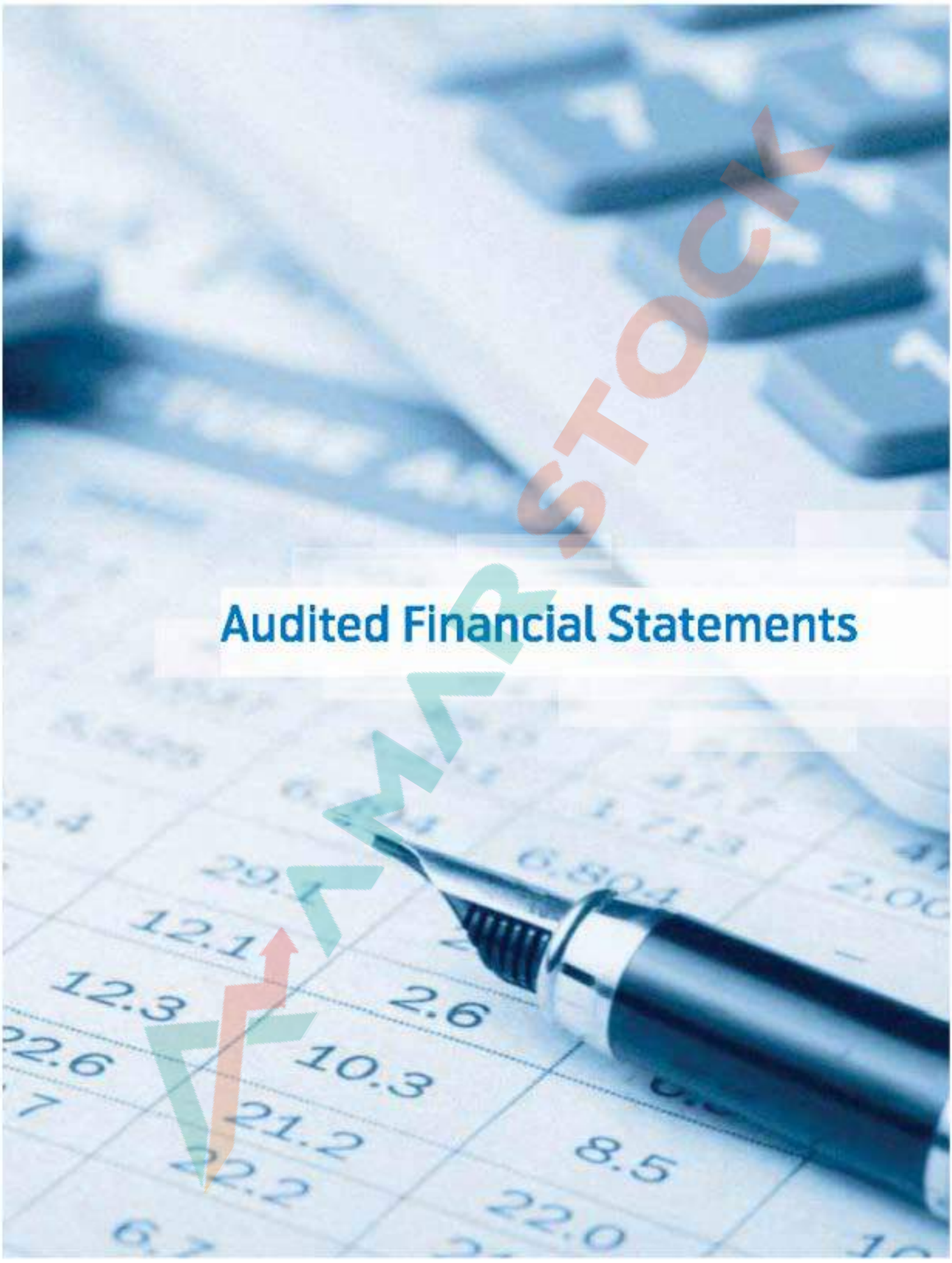

HUSSAIN FARHAD & CO.
CHARTERED ACCOUNTANTS

Corporate Office:
: House# 15, Road # 12, Block # F, Niketon Gulshan-1, Dhaka-1212, Bangladesh.
: + 88 (02) 8836015-7
: + 88 (02) 8836074
: + 88 01681126120
: hfc@hfc-bd.com
: www.hfc-bd.com

Independent Auditor's Report
To the shareholders of
Information Technology Consultants Limited

Report on the Financial Statements

We have audited the accompanying financial statements of Information Technology Consultants Limited ("The Company") which comprise the statement of financial position as at June 30, 2017, and the statement of profit or loss and other comprehensive income, statement of changes in equity and statement of cash flows for the year then ended, and a summary of significant accounting policies and other explanatory information.

Management's Responsibility for the Financial Statements

Management is responsible for the preparation and fair presentation of these financial statements in accordance with Bangladesh Financial Reporting Standards (BFRSs), the Companies Act (Bangladesh), 1994 and other applicable laws and regulations and for such internal control as management determines is necessary to enable the preparation of financial statements that are free from material misstatement, whether due to fraud or error.

Auditor's Responsibility

Our responsibility is to express an opinion on these financial statements based on our audit. We conducted our audit in accordance with Bangladesh Standards on Auditing (BSA). Those standards require that we comply with ethical requirements and plan and perform the audit to obtain reasonable assurance about whether the financial statements are free from material misstatement.

An audit involves performing procedures to obtain audit evidence about the amounts and disclosures in the financial statements. The procedures selected depend on the auditor's judgment, including the assessment of the risks of material misstatement of the financial statements, whether due to fraud or error. In making those risk assessments, the auditor considers internal control relevant to the entity's preparation and fair presentation of the financial statements in order to design audit procedures that are appropriate in the circumstances, but not for the purpose of expressing an opinion on the effectiveness of the entity's internal control. An audit also includes evaluating the appropriateness of accounting policies used and the reasonableness of accounting estimates made by management, as well as evaluating the overall presentation of the financial statements.

We believe that the audit evidence we have obtained is sufficient and appropriate to provide a basis for our audit opinion.

Opinion

In our opinion, the financial statements give a true and fair view of the financial position of Information Technology Consultants Limited as at June 30, 2017 and of its financial performance and its cash flows for the year then ended in accordance with Bangladesh Financial Reporting Standards(BFRSS), the Companies Act (Bangladesh), 1994 and other applicable laws and regulations.

HUSSAIN FARHAD & CO.
CHARTERED ACCOUNTANTS

Corporate Office:
: House# 15, Road # 12, Block # F, Niketon
Gulshan-1, Dhaka-1212, Bangladesh.
: + 88 (02) 8836015-7
: + 88 (02) 8836074
: + 88 01681126120
: hfc@hfc-bd.com
: www.hfc-bd.com

Matter of Emphasis

We draw attention to Note 3.8(a) to the financial statements of the company regarding non-adjustment of Advance Income Tax (AIT) of Taka 177,250,401 as at June 30, 2017. The tax assessment of the company is under process for appeal for the assessment year from 2012-13 to 2016-17 thus the adjustment amount of AIT could not be measured reliably by the management. Therefore, no AIT has been adjusted by the company.

We further draw attention to Note 3.8(b) to the financial statements of the company regarding restatement of the comparative figure of Taka 66,612,325 as per BAS 8, para 42 due to implementation of Deferred Tax as at 30 June, 2017. The management, based on the factor mentioned in the said note, believes that the estimate in the value of deferred tax was not ascertainable in prior year. However, the management of the company has made a decision to comply deferred tax as per BAS-12.

We also draw attention to the Note 3.14 to the financial statements of the company regarding restatement of the Earnings per Share (EPS) from 0.93 to 0.88 due to issuance of Stock (Bonus) Dividend. The company has restated the EPS as per BAS 33, per 28.

Our opinion is not modified in respect of these matters.

Report on Other Legal and Regulatory Requirements

We also report that:

a) We have obtained all the information and explanation which to the best of our knowledge and belief were necessary for the purpose of our audit and made due verification thereof;

b) In our opinion, proper books of account as required by law have been kept by the company so far as it appeared from our examination of those books;

c) The statement of financial position, statement of profit or loss and other comprehensive income and statement of cash flows dealt with by the report are in agreement with the books of account and returns; and

d) The expenditure incurred and payment made were for the purpose of the company's business.

Dhaka
Date: 11 October 2017

Hussain Farhad& CO
Chartered Accountants

Information Technology Consultants Limited
Statement of Financial Position
As at 30 June 2017

	Notes	30 June 2017 Taka	*Restated 30 June 2016 Taka
Assets			
Non Current Assets:			
Property, plant and equipment, net	4.00	248,841,236	250,077,835
Intangible assets, net	5.00	717,522,610	649,214,807
Capital work-in-progress	6.00	99,180,928	71,979,960
		1,065,544,774	971,272,602
Current Assets:			
Inventories	7.00	328,739,218	438,429,924
Accounts receivable	8.00	404,388,824	436,391,323
Other receivable	9.00	4,833,777	5,721,780
Advance, deposits & prepayments	10.00	576,145,998	448,116,710
Cash and cash equivalents	11.00	153,207,676	46,377,885
		1,467,315,493	1,375,037,622
Total Assets		2,532,860,267	2,346,310,224
Equity and Liabilities			
Shareholders' Equity:			
Share capital	12.00	1,000,500,000	870,000,000
Share premium	13.00	294,578,430	294,578,430
Retained earnings	14.00	101,917,927	118,044,308
Revaluation reserve	15.00	226,187,806	237,456,401
		1,623,184,163	1,520,079,139
Non Current Liabilities:			
Deferred tax liability	16.00	77,235,110	66,612,325
Lease finance	17.00	3,128,002	-
ITC-QOOL ATM project	18.00	22,575,000	26,250,000
		102,938,112	92,862,325
Current Liabilities:			
Trade payables	19.00	40,928,357	34,849,549
Bank overdraft	20.00	488,001,921	524,086,460
IPO subscription refund	21.00	125,829	927,085
Payable for expenses	22.00	55,741,614	9,127,704
Other liabilities	23.00	192,213,702	131,782,989
Current portion of long term loan	24.00	8,121,293	20,876,760
Provision for income tax	25.00	21,605,276	11,718,213
		806,737,992	733,368,760
Total Liabilities		909,676,104	826,231,085
Total Equity & Liabilities		2,532,860,267	2,346,310,224
Net Asset Value (NAV) per share	38.00	16.22	19.37
Restated Net Asset Value (NAV) per share	38.00	-	16.01

Refer to Note 3.8(b) & Note 3.14

The annexed notes from 1 to 39 form an integral part of these financial statements.

Chairman | Managing Director & CEO | Company Secretary

As per our report of same date

HUSSAIN FARHAD & CO.
Chartered Accountants

Place: Dhaka
Date: October 11,2017

Information Technology Consultants Limited
Statement of Profit or Loss and Other Comprehensive Income
For the year ended 30 June 2017

	Notes	2016 - 2017 Taka	*Restated 2015 - 2016 Taka
Revenue	26.00	1,148,441,568	986,281,850
Cost of services & sales	27.00	(794,448,139)	(686,456,968)
Gross Profit		**353,993,429**	**299,824,882**
Operating Expenses:			
General and administrative expenses	28.00	(113,777,046)	(99,275,280)
Selling & distribution expenses	29.00	(60,621,215)	(40,206,597)
Other operating expenses	30.00	(10,802,853)	(8,189,424)
Total Operating Expenses		**(185,201,114)**	**(147,671,301)**
Operating Profit/(Loss)		**168,792,315**	**152,153,581**
Non operating income	31.00	815,253	831,208
Profit/(Loss) before Finance Costs		**169,607,568**	**152,984,789**
Finance costs	32.00	(51,160,565)	(77,501,240)
Finance income	33.00	12,534,612	14,458,766
Profit/(Loss) before WPPF & WF		**130,981,615**	**89,942,315**
Contribution to WPPF & WF	34.00	(6,237,220)	(4,282,967)
Profit/(Loss) before Income Tax		**124,744,395**	**85,659,348**
Provision for income tax (Current)	35.00	(10,375,285)	(9,852,508)
Provision for income tax (Deferred)	36.00	(10,622,785)	7,371,580
Net Profit/(Loss)		**103,746,325**	**83,178,420**
Earnings Per Share (EPS)	37.00	1.04	0.93
Restated Earnings Per Share (EPS)	37.00	-	0.88

* Refer to Note 3.8(b) & Note 3.14

The annexed notes from 1 to 39 form an integral part of these financial statements.

Chairman

Managing Director & CEO

Company Secretary

As per our report of same date

HUSSAIN FARHAD & CO.
Chartered Accountants

Place: Dhaka
Date: October 11,2017

Information Technology Consultants Limited

Statement of Changes in Equity
For the year ended 30 June 2017

Particulars	Paid-up Capital	Share Premium	Retained Earnings	Revaluation Reserve	Total Equity
	Taka	Taka	Taka	Taka	Taka
Balance as at 01 July 2016	870,000,000	294,578,430	118,044,308	237,456,401	1,520,079,139
Issue of bonus share (2015 - 2016)	130,500,000	-	(130,500,000)	-	-
Net profit for the year	-	-	103,746,325	-	103,746,325
Prior year adjustment	-	-	(641,301)	-	(641,301)
Transfer from revaluation reserve	-	-	11,268,595	(11,268,595)	-
Balance as at 30 June 2017	1,000,500,000	294,578,430	101,917,927	226,187,806	1,623,184,163

Particulars	Paid-up Capital	Share Premium	Retained Earnings	Revaluation Reserve	Total Equity
	Taka	Taka	Taka	Taka	Taka
Balance as at 01 July 2015	750,000,000	310,201,854	83,428,301	249,720,234	1,393,350,389
Issuance of share	120,000,000	-	-	-	120,000,000
Initial public offering cost	-	(15,623,424)	-	-	(15,623,424)
Net profit for the year (*Restated)	-	-	83,178,420	-	83,178,420
Prior year adjustment	-	-	(60,826,246)	-	(60,826,246)
Transfer from revaluation reserve	-	-	12,263,833	(12,263,833)	-
Balance as at 30 June 2016 (*Restated)	**870,000,000**	**294,578,430**	**118,044,308**	**237,456,401**	**1,520,079,139**

* Refer to Note 3.8(b) & Note 3.14

The annexed notes from 1 to 39 form an integral part of these financial statements.

Chairman

Managing Director & CEO

Company Secretary

As per our report of same date

HUSSAIN FARHAD & CO.
Chartered Accountants

Place: Dhaka
Date: October 11,2017

Information Technology Consultants Limited

Statement of Cash Flows

For the year ended 30 June 2017

	2016 - 2017 Taka	*Restated 2015 - 2016 Taka
A. Cash flows from operating activities		
Cash receipts from customers/sales	1,180,618,019	938,374,233
Cash generated from/(paid to) suppliers	(626,431,019)	(800,727,824)
Cash generated from/(paid for) operating activities	(165,238,980)	(158,872,598)
Interest paid	(51,160,565)	(77,501,240)
Income taxes paid	(41,661,190)	(39,636,364)
Net cash provided by/(used in) operating activities	**296,126,265**	**(138,363,793)**
B. Cash flows from investing activities		
Purchase of property, plant & equipment	(10,040,034)	-
Purchase of intangible assets	(36,443,022)	-
Purchase of property, plant & equipment (WIP)	(23,091,716)	(18,310,980)
Purchase of property, plant & equipment - DR (WIP)	-	(956,828)
Purchase of intangible assets (WIP)	(75,950,612)	(52,712,152)
Purchase of property, plant & equipment - Lease assets (Car)	(6,167,318)	-
Proceeds from disposal of property, plant & equipment	49,876	-
Interest received	12,534,612	14,458,766
Net cash provided by/(used in) investing activities	**(139,108,214)**	**(57,521,194)**
C. Cash flows from financing activities		
Proceeds from/(Payment of) IPO subscription refund	(801,256)	927,085
Proceeds from/(Payment of) secured loan	(13,479,772)	(50,725,464)
Proceeds from/(Payment of) lease liabilities	3,852,307	-
Proceeds from/(Payment of) bank overdraft	(36,084,539)	163,699,318
Proceeds from/(Payment of) ITC-QOOL ATM project	(3,675,000)	(4,725,000)
Proceeds from issue of share capital	-	120,000,000
Payment of IPO expenses	-	(15,623,424)
Net cash provided by/(used in) financing activities	**(50,188,260)**	**213,552,515**
D. Net changes in cash and cash equivalents (A+B+C)	106,829,791	17,667,528
E. Cash and cash equivalents at beginning of the period	46,377,885	28,710,357
F. Cash and cash equivalents at end of the period	**153,207,676**	**46,377,885**
Net Operating Cash Flows Per Share (NOCFPS)	**2.96**	**(1.46)**

* Refer to Note 3.8(b) & Note 3.14

The annexed notes from 1 to 39 form an integral part of these financial statements.

Chairman | Managing Director & CEO | Company Secretary

As per our report of same date

Place: Dhaka
Date: October 11,2017

HUSSAIN FARHAD & CO.
Chartered Accountants

Information Technology Consultants Limited
Notes to the Financial Statements
For the year ended 30 June 2016

1. Reporting entity

1.1 Company profile

Information Technology Consultants Ltd. was incorporated as a private company limited by shares registered under the Companies Act, 1994, vide certificate of incorporation no: C-41094(453)/2000, dated: 23 August, 2000 and converted to "Public" Limited company on 16 March 2008. The registered office of the company is located at Evergreen Plaza (3rd Floor), 260/B, Tejgaon I/A, Dhaka - 1208.

1.2 Nature of business

The business of the company interalia includes online Switching Solution, Software Development and Service Provider of Q-cash member banks shared ATM network.

Information Technology Consultants Ltd. is committed to be the leader as Smart Card Solutions Provider in the Banking sector as well as the Automated Transaction Processing Industry in Bangladesh.

2. Basis of preparation

2.1 Statement of compliance

The financial statements of the company under reporting have been prepared in accordance with BAS-1 "Presentation of Financial Statements" under historical cost convention in a going concern basis and on accrual basis. The preparation and disclosures have been made to the financial statements in accordance with the Companies Act, 1994, Bangladesh Securities and Exchange Commission Rules, 1987, International Accounting Standards (IAS) and International Financial Reporting Standards (IFRS) as adopted by The Institute of Chartered Accountants of Bangladesh (ICAB), as Bangladesh Accounting Standards (BAS) and Bangladesh Financial Reporting Standards (BFRS) and other applicable laws and regulations.

The financial statements were authorized for issue by the Board of Directors on 11 October 2017.

2.2 Application of standards

The following BAS are applicable for the financial statement for the period under review:

BAS - 1 Presentation of Financial Statements
BAS - 2 Inventories
BAS - 7 Statement of Cash Flows
BAS - 8 Accounting Policies, Changes in Accounting Estimates and Errors
BAS - 10 Events after the Reporting Period
BAS - 12 Income Taxes
BAS - 16 Property, Plant and Equipment
BAS - 17 Leases
BAS - 18 Revenues
BAS - 19 Employee Benefits
BAS - 21 The Effects of Changes in Foreign Exchange Rates
BAS - 23 Borrowing Costs
BAS - 24 Related Party Disclosures
BAS - 32 Financial Instruments - Presentation
BAS - 33 Earnings Per Share
BAS - 36 Impairment of Assets
BAS - 37 Provisions, Contingent Liabilities and Contingent Assets
BAS - 38 Intangible Assets

2.3 **Basis of measurement**

The elements of financial statements have been measured on "Historical Cost" basis, which is one of the most commonly adopted base as provided in the "the framework for the preparation and presentation of financial statements" issued by the International Accounting Standards Committee (IASC).

2.4 **Functional and presentational currency and level of precision**

These financial statements are presented in Bangladeshi Taka (Taka/Tk./BDT) which is both functional currency and presentation currency of the company. The amounts in these financial statements have been rounded off to the nearest Taka.

2.5 **Use of estimates and judgments**

The preparation of financial statements in conformity with the Bangladesh Accounting Standards requires management to make estimates and assumption that affect the report, amount of assets and liabilities and disclosure of contingent assets and liabilities at the date of the financial statements and revenue and expenses during the year reported. Actual results could differ from those estimates. Estimates are used for accounting of certain terms such as long term contracts, provision for doubtful accounts, depreciation and amortization, employees' benefit plans, taxes reserves and contingencies.

2.6 **Reporting period**

These Financial Statements of the company cover the year ended 30 June 2017.

2.7 **Presentation of financial statements**

According to the International Accounting Standard (IAS) - 1 adopted by the ICAB as BAS - 1 "Presentation of Financial Statements" the complete set of Financial Statements includes the following components:

i) Statement of Financial Position;

ii) Statement of Profit or Loss and Other Comprehensive Income;

iii) Statement of Changes in Equity;

iv) Statement of Cash Flows; and

v) Notes, comprising a summary of significant accounting policies and other explanatory information.

2.8 **Responsibility for preparation and presentation of financial statements**

The management of the company is responsible for the preparation and presentation of Financial Statements under Section 183 of the Companies Act, 1994 and as per the provision of "the conceptual framework for financial reporting".

2.9 **Going concern**

The company has adequate resources to continue its operation of foreseeable future and hence, the financial statements have been prepared on going concern basis. As per management assessment, there is no material uncertainties related to event or condition which may cast significant doubt upon the company's ability to continue as a going concern.

3. **Significant accounting policies**

The accounting policies set out below have been applied to the accounts consistently to all periods presented in these financial statements.

3.1 **Property, plant & equipment**

(a) Recognition and measurement

Items of property, plant and equipment are measured at cost less accumulated depreciation and accumulated impairment losses, if any. The cost of an item of property, plant and equipment comprises its purchase price, import duties and non-refundable taxes, after deducting trade discount and rebates, and any costs directly attributable to bringing the asset to the location and condition necessary for it to be capable of operating in the intended manner.

(b) Subsequent costs
The cost of replacing part of an item of property, plant and equipment is recognized in the carrying amount of the item if it is probable that the future economic benefits embodied within the part will flow to the company and its cost can be measured reliably. The costs of the day to day servicing of property, plant and equipment are expensed when incurred.

(c) Revaluation of fixed assets
The company had revalued its fixed assets in the year 2009-2010 viz, Plant & Machinery, ATM Machine, POS Terminal, Card Printers, Q-cash retailer POS software, ATM Software, Switching Software, POS Software and Software Development by a competent consultant M/s. Ahmed & Akter, an independent Chartered Accountants firm who have no interest in the assets of the company.

(d) Depreciation
Depreciation is charged on the basis of diminishing balance method on all tangible assets over their estimated useful economic lives.

The depreciation rates applicable to the principal categories of fixed assets are:-

Name of assets	Rate
Plant & Machinery	15%
ATM Machinery	15%
POS Terminal	15%
Card Printer	15%
Data Centre	10%
Furniture & Fixture	10%
Computer & Components	15%
Office Equipment	15%
Operating Equipment	15%
Office Decoration	10%
ATM Booth	15%
Generator	10%
Online UPS	10%
Switching Hardware	10%
Network Solutions (CISCO)	10%
Power Sub Station	10%
Power System	10%
Structure Cabling	10%
Call Centre	10%
Web Application Firewall	15%
Vehicles	20%

(e) Retirements and disposals
An asset is derecognized upon disposal or when no future economic benefits are expected from its use and subsequent disposal. Gains or losses arising from the retirement or disposal of an asset is determined as the difference between the net disposal proceeds and the carrying amount of the asset and is recognized as gain or loss from disposal of asset under other income in the statement of comprehensive income.

(f) Capital work in progress
Capital work in progress consists of acquisition costs of plant and machinery, capital components and related installation cost until the date placed in service.

3.2 Intangible assets

(a) Recognition and measurement
The cost of intangible assets are capitalized provided they meet the recognition criteria specified by BAS-38. Capitalization costs include license fees & cost of implementation / system integration services which are capitalized during the period in which the relevant softwares are installed for use. The cost of an intangible asset comprises its purchase price, import duties and non-refundable taxes and any directly attributable cost of preparing the assets for its intended use.

(b) Subsequent costs
Subsequent cost/expenditure is capitalized only when it increases the future economic benefits embodied in the specific asset to which it relates. Cost of maintenance, upgrading and enhancements are charged off as revenue expenditure unless they bring similar significant additional long term benefits.

(c) Amortization
Amortization of the intangible asset is recognized on the basis of the expected pattern of consumption of the projected future economic benefits embodied in the asset and is applied during the year. Amortization of intangible assets is charged under straight line method.

The amortization rates applicable to the principal categories of intangible assets are:-

Name of assets	Rate
Accounting Software	20%
ATM Software	2.5%
Mobile Banking Software	5%
Oracle Software	5%
PCCI DSS Security Compliance Software License	5%
POS Software	5%
Q Cash E Portal Software Development	5%
Q Cash Retailer POS Software	5%
Software Development	2.5%
Switching Software	2.5%
Call Centre	5%
VMware Software	5%
Issue Tracking Software (JIRA)	5%
E Traffic Web Application	5%

3.3 Inventories

Inventories are valued at the lower of cost or net realizable value. The cost is assigned following weighted average cost formula. As per BAS 2 "Inventories" Net realizable value is determined by deducting estimated cost of completion and cost of sales from the estimated sales of the related items.

3.4 Provisions

A provision is recognized in the statement of financial position when the company has a legal or constructive obligation as a result of a past event, it is probable that an outflow of economic benefits will be required to settle the obligation and a reliable estimate can be made of the amount of the obligation. Provision is ordinarily measured at the best estimate of the expenditure required to settle

the present obligation at the date of statement of financial position. Where the effect of time value of money is material, the amount of provision is measured at the present value of the expenditures expected to be required to settle the obligation.

3.5 Employee benefits

Workers' Profit Participation Fund (WPPF)
This represents 5% of net profit before tax contributed by the company as per provisions of Bangladesh Labour (Amendments) Act, 2013 and is payable to employees as defined in the said law.

3.6 Contingencies

Contingent liabilities and assets are current or possible obligations or assets, arising from past events and whose existence is due to the occurrence of one or more uncertain future events which are not within the control of the company. In accordance with BAS 37, there is no contingent liability or asset during the year ended 30 June 2017.

3.7 Revenue recognition

The revenue during the year represents revenue arising from various services of electronic transaction processing under Q-cash Shared ATM Network and from the sale of ATM, KIOSK, POS which are recognized when deliveries are made against the sales order received from the respective bank clients and after satisfying all the conditions for revenue recognition as provided in BAS 18 “Revenues.”

"A. Accounting policies for recognition of service revenue"

(i) reliably measure the amount of service revenue;
(ii) economic benefit of service revenue flow to the entity;
(iii) reliably measure the stage of completion of service revenue at the end of reporting period; and
(iv) reliably measure the costs incurred for service revenue.

"B. Accounting policies for recognition of sales revenue"

(i) transfer significant risks & rewards of ownership of the goods;
(ii) does not have effective control over the goods sold;
(iii) reliably measure the amount of sales revenue;
(iv) reliably measure the cost incurred or to be incurred; and
(v) economic benefit of sales revenue flow to the entity.

3.8 Taxation

(a) Current tax
Provision for current tax has been made as prescribed in the Finance Act 2017 and the Income Tax Ordinance & Rules, 1984 on the taxable profit made by the company in compliance with BAS 12, "Income Taxes".

In addition, the company has been enjoying tax free under para-33 of part-A of the 6th schedule of the Income Tax Ordinance, 1984 up to 30th day of June, 2024. The corporate income tax assessment of the company is under process for appeal for the assessment year from 2012-2013 to 2016-2017. Therefore the company could not make any adjustment against AIT during the year.

(b) Deferred tax
Restatement due to comply of deferred tax:

Nature of error: Error in non complying of deferred tax in prior year

The company is an Information Technology Enable Service (ITES) provider. So there was considerable uncertainty with regard to the taxation of the company after the expiry of the tax exemption period 30th day of June, 2024, on the other hand the tax assessment of the financial year 2011-2012, 2012-2013, 2013-2014, 2014-2015 & 2015-2016 were under process. The management of the company has

made a decision to comply deferred tax based on assessed income tax and subsequently restate the prior year's financial statement as per BAS 8, Paragraph 42. Due to the fact that the restatement of the financial statements, there are some changes of information reported in prior year's financial statements. The effect of changes are as follows:

Affected items of the Financial Statements for the year 2015-2016:

Particulars	Note	Before restatement	After restatement	Changes
		Taka	Taka	Taka
Provision for income tax (Deferred)	36.00	----	(7,371,580)	(7,371,580)
Deferred tax liability	16.00	----	66,612,325	66,612,325
Retained earnings	14.00	184,656,633	118,044,308	(66,612,325)
Earnings Per Share (EPS)	37.00	0.93	0.88	0.05
Net Asset Value (NAV)	38.00	19.37	16.01	3.36

3.9 Foreign currency transactions

Transactions denominated in foreign currencies are translated into Bangladesh Taka and recorded at rates of exchange ruling on the date of transaction in accordance with BAS 21.

3.10 Finance income and expenses

Finance income comprises interest income which is recognized on accrual basis.
Finance expenses comprise interest expense on loan, overdraft and bank charges. All borrowing costs are recognized in the statement of profit or loss and other comprehensive income.

3.11 Financial instruments

A financial instrument is any contract that gives rise to a financial asset of one entity and a financial liability or equity instrument of another entity.

3.11.1 Financial assets

Financial assets carried in the statement of financial position include cash and cash equivalents, trade and other receivables, other long term receivables and deposits.

(a) Cash and cash equivalents
According to BAS 7 "Statement of Cash Flows", cash comprises of cash in hand and demand deposit and cash equivalents which are of short term, highly liquid investments that are readily convertible to know amount of cash which are subject to an insignificant risk of changes in value, BAS 1 "Presentation of Financial Statements" also provides that cash equivalents are those which have no restriction in use considering the provision of BAS 7 and BAS 1. Cash in hand and bank balance have been considered as cash and cash equivalents.

(b) Accounts receivable
Accounts receivable are created based on original invoice amount and accrued income which is still not billed to customer.

3.11.2 Financial liability

The company initially recognizes financial liabilities on the transaction date at which the company becomes a party to the contractual provisions of the liability. The company derecognizes a financial liability when its contractual obligations are discharged or cancelled or expired. Financial liabilities include trade and other payables and other current liabilities.

(a) Trade payables
Liabilities are recognized for amount to be paid in the future for goods and services received, whether or not billed by the supplier.

(b) Loans and borrowings
Principal amounts of the loans and borrowings are stated at their amortized amount. Borrowings repayable after twelve months from the date of statement of financial position are classified as non-current liabilities whereas the portion of borrowings repayable within twelve months from the date of statement of financial position, unpaid interest and other charges are classified as current liabilities.

3.12 Impairment of assets

As all assets of the company shown in the financial statement that are within the scope of BAS – 36 are in physical existence and valued no more than their recoverable amount following International Accounting Standards adopted in Bangladesh, disclosures with regard to "Impairment of Assets" as per BAS - 36 have not been considered necessary.

3.13 Statements of cash flows

Statements of Cash Flows is prepared principally in accordance with BAS - 7 Statements of Cash Flows shows how the company's cash and cash equivalents changed during the period through inflows and outflows and it has been presented under direct method.

3.14 Earnings per share

The company calculates Earnings Per Share (EPS) in accordance with BAS - 33; Earnings per Share, which has been shown on the face of Statement of Profit or Loss and Other Comprehensive Income and the computation of EPS is stated in note 37.00.

Basic earnings
This represents earnings for the period attributable to ordinary shareholders. As there was no preference dividend, minority or extra ordinary items, the net profit after tax for the period has been considered as fully attributable to the Ordinary Shareholders.

Basic earnings per share
This has been calculated by dividing the basic earnings by the weighted average number of ordinary shares outstanding as on 30 June 2017.

Weighted average number of ordinary shares outstanding during the year
The bonus shares issued during the year 2016-2017 were treated as if they had been in issue in previous year as per BAS - 33, Para 28. Hence, in computing the Earnings Per Share (EPS) of 2016-2017 the total number of shares including the said bonus shares has been considered as the weighted average number of shares outstanding during the year 2015-2016.

Diluted earnings per share
No diluted earnings per share are required to be calculated per year as there was no scope for dilution during the period.

3.15 Events after the reporting period

The Board of Directors of the Company recommended 6% (BDT 0.60 per share) cash & 4% Stock (Bonus) dividend amounting for the year ended 30 June'2017 at the Board meeting held on 11 October, 2017. The dividend is subject to final approval by the shareholders at the forthcoming Annual General Meeting of the Company. The Financial statements for the year ended 30 June'2017 do not include the effect of the cash dividend which will be accounted for in the period when shareholders' right to receive payment in established.

However, subsequent events are events after balance sheet date as defined in BAS 10. Any material event after balance sheet adjusting or non-adjusting are adjusted and disclosed.

3.16 Capital raise through Initial Public Offer (IPO)

The company has raised its paid up capital by issuing ordinary share through Initial Public Offering (IPO) for 12,000,000 ordinary shares of Tk.10.00 each at per totaling to Tk. 120,000,000/- vide BSEC consent letter no - SEC/CI/IPO-234/2014/485; dated - 04 October, 2015.

3.17 Comparatives and rearrangement

Comparative information has been disclosed for all numerical information in the financial statements and also the narrative and descriptive information when it is relevant for understanding of the current financial statements. Certain comparative amounts have been re-classified & rearranged for the better presentation.

3.18 Related party transactions

During the period the company carried out a number of transactions with related parties in the normal course of business and on an arm's length basis. The name of related parties, nature of transactions, their total value and closing balance have been set out in accordance with the provision of BAS-24.

3.19 Financial Risk Management

The management has overall responsibility for the establishment and oversight of the company's risk management frame work. The company has exposure to the following risks from its use of financial instruments.

(a) Credit Risk;

(b) Liquidity Risk; and

(c) Market Risk.

(a) Credit Risk

Credit risk represents the financial loss to the company if a customer or counterparty to a financial instrument fail to meet its contractual obligations. It mainly comprises of trade receivables , advances to suppliers, trade deposits and bank balances. the company's maximum exposure to credit risk at the reporting date is trade receivables which is also secured by agreement with the clients & member banks also.

(b) Liquidity Risk

Liquidity risk is the risk that the company will not be able to meet its financial obligations as they fall due. The company maintains sufficient resources and arrangement of credit lines with the various banks for managing its liquidly risk.

(c) Market Risk

Market risk is that the fair value of future cash flows of a financial instrument will fluctuate because of changes in market prices such as foreign exchange rates, interest rates and other price risks. The objective of market risk management is to manage and control market risk exposures within an acceptable range.

3.20 Technological Risk Management

Technology is a dynamic term that frequently changes its shape and nature. Every capital-intensive industry has to rapidly synchronize itself with technological changes and invest in sophisticated machineries. A right technology is a crucial determinant of competitiveness that ensures better products and services to the customers while minimizing costs. Adjustment to new technologies thus involves relatively large scale investments as well as a longer pay-back period.

The company is operating in an industry where technology is the key success factor. Some of the technological risks associated with the company vis-à-vis the management perception is as follows.

(a) Infrastructure Related Risk
Management always put high focus and undertake required CAPEX to keep the infrastructure updated to ensure smooth operation.

(b) Efficient Technical Expertise
The Company is the pioneer in Bangladesh in IT industry and has built up a strong team who has been involved since the revolution of the industry. So apparently they have the most expert team in the industry to cater any technological dynamics.

(c) Upgradation of the Industry / Solutions
In line with the global financial market, Bangladesh is also adopting the upgraded solutions fast. ITCL is capable to adjust and cope up with the change in industry dynamics.

(d) Product / Solution Obsolesce
ITCL management believes in continuous upgradation and continuous improvement of their offerings. Historically they were pioneer and fast mover in terms of launching new products or ideas in the market. So it is implied that the management is well cautious about their competitive edge and continuously putting effort to assure its market leader position.

The Board of Directors has overall responsibility for the establishment and oversight of the company's risk management framework. The Board oversees how management monitors compliance with risk management policies and procedures and reviews the adequacy of the risk management framework in relation to risk faced by the company.

3.21 **Number of Employees**

During the year ended 30 June 2017 the company had 337 (30 June 2016: 312) employees who received a salary of Tk.3,600/- and above per annum and there were no employess who received a salary less than Tk. 36,000/- per annum.

AMARSTOCK

4.00 Property, plant and equipment, net

as at 30 June 2017

Particulars	Cost/Revaluation				Depreciation					Net book value
	As at 01 July 2016	Addition during the year	Sales/Disposal during the year	As at 30 June 2017	Rate	As at 01 July 2016	Charged during the year	Sales/Disposal during the year	As at 30 June 2017	As at 30 June 2017
	Taka	Taka	Taka	Taka	%	Taka	Taka	Taka	Taka	Taka
ATM booth	13,322,456	703,860	-	14,026,316	15%	7,176,515	1,027,464	-	8,203,979	5,822,337
ATM machinery	158,048,468	-	-	158,048,468	15%	94,105,483	9,591,444	-	103,696,927	54,351,541
Card printer	29,386,311	-	-	29,386,311	15%	14,470,912	2,237,304	-	16,708,216	12,678,095
Computer & components	42,716,884	6,007,274	52,500	48,671,658	15%	29,739,964	2,847,624	2,625	32,584,963	16,086,695
Data centre	11,460,947	577,240	-	12,038,187	10%	3,343,812	869,436	-	4,213,248	7,824,939
Furniture & fixture	7,170,150	193,320	-	7,363,470	10%	4,319,915	304,356	-	4,624,271	2,739,199
Generator	14,800,000	-	-	14,800,000	10%	6,060,748	873,924	-	6,934,672	7,865,328
Network solution (CISCO)	7,763,828	367,570	-	8,131,398	10%	2,576,637	555,480	-	3,132,117	4,999,281
Office decoration	30,162,252	2,728,048	-	32,890,300	10%	14,660,702	1,822,956	-	16,483,658	16,406,642
Office equipment	32,806,990	1,144,843	-	33,951,833	15%	22,190,662	1,764,180	-	23,954,842	9,996,991
Online UPS	15,126,100	285,000	-	15,411,100	10%	5,989,836	942,132	-	6,931,968	8,479,132
Operating equipment	5,647,883	1,272,003	-	6,919,886	15%	2,583,514	650,460	-	3,233,974	3,685,912
Plant & machinery	34,686,637	-	-	34,686,637	15%	14,944,230	2,961,360	-	17,905,590	16,781,047
POS terminal	34,802,374	10,040,034	-	44,842,408	15%	17,039,585	3,417,423	-	20,457,008	24,385,400
Power sub station	2,460,500	-	-	2,460,500	10%	1,007,600	145,284	-	1,152,884	1,307,616
Power system	11,921,101	-	-	11,921,101	10%	4,099,662	782,148	-	4,881,810	7,039,291
Structure cabling	4,871,624	-	-	4,871,624	10%	1,675,344	319,632	-	1,994,976	2,876,648
Switching hardware	12,929,170	4,893,222	-	17,822,392	10%	5,048,192	1,277,424	-	6,325,616	11,496,776
Call centre	100,000	-	-	100,000	10%	27,096	7,296	-	34,392	65,608
Web application firewall	83,300	-	-	83,300	15%	23,112	9,024	-	32,136	51,164
Vehicles	104,980	-	1	104,979	20%	21,000	16,800	-	37,800	67,179
Sub total (a)	470,371,955	28,212,414	52,501	498,531,868	--	251,104,521	32,423,151	2,625	283,525,047	215,006,821

(Cont.....)

(Cont.....)

Particulars	Cost/Revaluation				Depreciation					Net book value
	As at 01 July 2016	Addition during the year	Sales/Disposal during the year	As at 30 June 2017	Rate	As at 01 July 2016	Charged during the year	Sales/Disposal during the year	As at 30 June 2017	As at 30 June 2017
	Taka	Taka	Taka	Taka	%	Taka	Taka	Taka	Taka	Taka
Disaster Recovery Centre										
Switching hardware	24,950,000	956,828	-	25,906,828	10%	2,495,004	2,341,188	-	4,836,192	21,070,636
Generator	1,698,025	-	-	1,698,025	10%	169,800	152,820	-	322,620	1,375,405
Office decoration	663,337	-	-	663,337	10%	66,336	59,700	-	126,036	537,301
Office equipment	2,548,454	-	-	2,548,454	15%	382,272	324,924	-	707,196	1,841,258
Furniture & fixture	167,040	-	-	167,040	10%	16,704	15,036	-	31,740	135,300
Structure cabling	2,168,517	-	-	2,168,517	10%	216,852	195,168	-	412,020	1,756,497
Firewall & router	380,000	-	-	380,000	10%	38,004	34,200	-	72,204	307,796
Online UPS	1,800,000	-	-	1,800,000	10%	180,000	162,000	-	342,000	1,458,000
Sub total (b)	34,375,373	956,828	-	35,332,201	--	3,564,972	3,285,036	-	6,850,008	28,482,193
Lease Assets										
Vehicle No.#2957	-	1,433,494	-	1,433,494	20%	-	215,027	-	215,027	1,218,467
Vehicle No.#2965	-	1,433,494	-	1,433,494	20%	-	215,027	-	215,027	1,218,467
Vehicle No.#1539	-	1,650,165	-	1,650,165	20%	-	192,521	-	192,521	1,457,644
Vehicle No.#1540	-	1,650,165	-	1,650,165	20%	-	192,521	-	192,521	1,457,644
Sub total (c)	-	6,167,318	-	6,167,318	--	-	815,096	-	815,096	5,352,222
Grand total (a+b+c)	504,747,328	35,336,560	52,501	540,031,387	--	254,669,493	36,523,283	2,625	291,190,151	248,841,236

as at 30 June 2016

Particulars	Cost/Revaluation				Depreciation					Net book value
	As at 01 July 2015	Addition during the year	Sales/Disposal during the year	As at 30 June 2016	Rate	As at 01 July 2015	Charged during the year	Sales/Disposal during the year	As at 30 June 2016	As at 30 June 2016
	Taka	Taka	Taka	Taka	%	Taka	Taka	Taka	Taka	Taka
2015-2016	460,173,582	47,584,837	3,011,091	504,747,328	--	218,651,437	37,893,516	1,875,460	254,669,493	250,077,835

5.00 Intangible assets, net as at 30 June 2017

Particulars	Cost/Revaluation				Amortization					Net book value
	As at 01 July 2016	Addition during the year	Sales/Disposal during the year	As at 30 June 2017	Rate	As at 01 July 2016	Charged during the year	Sales/Disposal during the year	As at 30 June 2017	As at 30 June 2017
	Taka	Taka	Taka	Taka	%	Taka	Taka	Taka	Taka	Taka
Accounting software	90,000	-	-	90,000	20%	54,000	18,000	-	72,000	18,000
ATM software	174,960,194	52,712,152	-	227,672,346	2.5%	9,902,062	5,691,804	-	15,593,866	212,078,480
Mobile banking software	1,000,000	-	-	1,000,000	5%	150,006	50,004	-	200,010	799,990
Oracle software	7,646,500	-	-	7,646,500	5%	1,146,968	382,320	-	1,529,288	6,117,212
PCI DSS security compliance software	1,129,800	-	-	1,129,800	5%	169,479	56,496	-	225,975	903,825
POS software	23,926,170	36,443,022	-	60,369,192	5%	3,529,621	2,107,379	-	5,637,000	54,732,192
Q cash e portal software development	1,108,060	-	-	1,108,060	5%	166,211	55,404	-	221,615	886,445
Q cash retailer POS software	8,449,820	-	-	8,449,820	5%	1,267,481	422,496	-	1,689,977	6,759,843
Software development	149,991,981	-	-	149,991,981	2.5%	9,849,042	3,749,796	-	13,598,838	136,393,143
Switching software	326,057,140	-	-	326,057,140	2.5%	21,793,507	8,151,432	-	29,944,939	296,112,201
Call centre	1,054,000	-	-	1,054,000	5%	158,106	52,704	-	210,810	843,190
VMware software	870,700	-	-	870,700	5%	87,072	43,536	-	130,608	740,092
Issue tracking software (JIRA)	1,000,000	-	-	1,000,000	5%	100,007	50,004	-	150,011	849,989
E traffic web application	320,000	-	-	320,000	5%	15,996	15,996	-	31,992	288,008
Total	697,604,365	89,155,174	-	786,759,539	--	48,389,558	20,847,371	-	69,236,929	717,522,610

as at 30 June 2016

Particulars	Cost/Revaluation				Amortization					Net book value
	As at 01 July 2015	Addition during the year	Sales/Disposal during the year	As at 30 June 2016	Rate	As at 01 July 2015	Charged during the year	Sales/Disposal during the year	As at 30 June 2016	As at 30 June 2016
	Taka	Taka	Taka	Taka	%	Taka	Taka	Taka	Taka	Taka
2015-2016	572,529,072	125,075,293	-	697,604,365	--	29,771,066	18,618,492	-	48,389,558	649,214,807

	30 June 2017 Taka	30 June 2016 Taka
6.00 Capital work in progress		
Property, plant & equipment:		
Opening balance	18,310,980	13,209,464
Add: Addition during the period		
ATM booth	-	703,860
Card printer	5,221,436	-
Computer & component	2,021,408	6,145,874
Data centre	307,701	577,240
Furniture & fixture	2,785,668	193,320
Network solution (CISCO)	220,680	367,570
Office decoration	5,082,626	2,728,048
Office equipment	2,645,960	1,144,843
Online UPS	3,801,188	285,000
Operating equipment	878,501	1,272,003
Structure cabling	75,548	-
Switching hardware	51,000	4,893,222
	23,091,716	18,310,980
	41,402,696	31,520,444
Less: Transfer to property, plant & equipment	(18,172,380)	(13,209,464)
	23,230,316	18,310,980
Property, plant & equipment-DR:		
Opening balance	956,828	34,375,373
Add: Addition during the period		
Switching hardware	-	956,828
	-	956,828
	956,828	35,332,201
Less: Transfer to property, plant & equipment-DR	(956,828)	(34,375,373)
	-	956,828
Intangible assets:		
Opening balance	52,712,152	125,075,293
Add: Addition during the period		
ATM software	-	52,712,152
Software development	9,215,117	-
Switching software	65,345,495	-
E-traffic web application	1,390,000	-
	75,950,612	52,712,152
	128,662,764	177,787,445
Less: Transfer to intangible assets	(52,712,152)	(125,075,293)
	75,950,612	52,712,152
	99,180,928	71,979,960

The Company has procured the above mentioned assets for its infrastructure development & upgradation time to time during the period, which are installed but yet to be operational due to its nature of business. After operational the value of those assets (tangible & intangible) would be transferred to the respective assets arena of the company.

07.00 Inventories
as at 30 June 2017

Inventory items	Balance as at 01 July 2016		Addition during the year		Consumption during the year		Balance as at 30 June 2017	
	Quantity	Taka	Quantity	Taka	Quantity	Taka	Quantity	Taka
Finished goods								
Stock in trade - ATM	362	132,411,406	100	39,164,071	361	133,630,228	101	37,945,249
Stock in trade - Anti-skimming device	0	-	400	22,209,000	369	20,487,802	31	1,721,198
Stock in trade - TMD device (Anti skimming)	0	-	59	5,692,968	58	5,596,477	1	96,491
Stock in trade - KIOSK	33	8,575,791	0	-	0	-	33	8,575,791
Stock in trade - Verifone POS	666	13,203,347	0	-	400	7,726,047	266	5,477,300
Stock in trade - SAND POS	2047	41,836,173	13000	299,369,682	14673	332,613,661	374	8,592,194
Stock in trade - Finger vein	130	1,682,552	0	-	0	-	130	1,682,552
Stock in trade - Biometric device	0	-	5050	20,946,638	3500	14,517,472	1550	6,429,166
Stock in trade - Finger print reader	8	11,260	1	12,200	0	-	9	23,460
Q Pay - i Top Up	-	536,603	-	8,300,000	-	8,398,499	-	438,104
Q Pay - Top Up	-	525,772	-	5,000,000	-	5,068,708	-	457,064
Q Pay - Telecharge	-	142,686	-	900,000	-	954,406	-	88,280
Q Pay - Flexiload	-	1,434,481	-	23,351,900	-	23,630,451	-	1,155,930
		200,360,071		424,946,459		552,623,751		72,682,779
Store materials								
ATM spare parts	-	126,122,927	-	22,310,690	-	3,555,577	-	144,878,040
KIOSK/CDM spare parts	-	12,877,714	-	-	-	3,371,175	-	9,506,539
POS spare parts	-	372,053	-	32,581	-	153,223	-	251,411
Card printer spare parts	-	1,399,239	-	6,734,955	-	6,102,674	-	2,031,520
VISA card	53615	8,042,260	0	-	6000	900,000	47615	7,142,260
Ribbon	250	1,115,000	0	-	202	900,920	48	214,080
Plastic card	95751	3,040,932	600000	21,000,000	595751	20,572,691	100000	3,468,241
Pin mailer	81540	453,676	270000	1,417,500	251540	1,332,719	100000	538,457
		153,423,801		51,495,726		36,888,979		168,030,548
Stock in Transit								
LC for ATM (LC#10019)	-	-	-	-	-	-	-	19,538,088
LC for ATM software (LC#10018)	-	-	-	-	-	-	-	25,867,161
LC for POS	-	10,664,094	-	-	-	-	-	-
LC for POS software	-	28,719,164	-	-	-	-	-	-
LC for ATM security software	-	556,389	-	-	-	-	-	-
LC for switching software (LC#10020 & 10204)	-	44,706,405	-	-	-	-	-	42,620,642
		84,646,052		-		-		88,025,891
Total inventory		438,429,924		476,442,185		589,512,730		328,739,218

		30 June 2017 Taka	30 June 2016 Taka
8.00 Accounts receivable			
ATM software support & maintenance fee receivable		19,384,455	18,754,317
Card fee receivable	8.01	50,972,076	43,787,120
Connectivity fee receivable	8.02	6,240,940	7,013,417
Transaction fee receivable	8.03	34,842,649	20,766,292
Servicing & maintenance fee receivable	8.04	87,883,971	115,436,352
Sales receivable	8.05	205,064,733	230,052,260
Others accounts receivable	8.06	-	581,565
		404,388,824	**436,391,323**
8.01 Card fee receivable			
SEQAEP card fee receivable		1,393,450	3,238,354
Card annual fee receivable		23,550,151	18,113,339
Card renewal fee receivable		26,028,475	16,942,134
Card fee receivable-AB Bank Limited		-	5,493,293
		50,972,076	**43,787,120**
8.02 Connectivity fee receivable			
ATM link connectivity fee receivables		1,149,186	1,758,158
Host connectivity fee receivables		-	36,000
VISA connectivity fee receivables		5,091,754	5,219,259
		6,240,940	**7,013,417**
8.03 Transaction fee receivable			
ATM transaction fee receivable		13,965,073	9,257,174
POS transaction fee receivable		16,419,611	7,975,063
Card cheque transaction fee receivable		563,220	102,830
Fund transfer transaction fee receivable		63,540	18,920
Insurance premium transaction fee receivable		120,936	-
SMS management fee receivable		318,000	297,000
SMS service fee receivable		3,392,269	3,115,305
		34,842,649	**20,766,292**
8.04 Servicing & maintenance fee receivable			
ATM servicing & maintenance fee receivable		49,452,825	42,520,345
Terminal security software service fee receivable		-	4,119,580
NCR ATM switching software service fee receivable		222,000	-
ATM booth servicing & maintenance fee receivable		6,199,103	3,749,791
KIOSK servicing & maintenance fee receivable		2,938,973	3,470,106
KIOSK modification fee receivable		-	4,650,000
UPS servicing & maintenance fee receivable		1,688,207	1,950,138
POS servicing & maintenance fee receivable		4,323,435	6,114,824
VbV certified ACS service fee receivable		-	301,435
ATM booth construction fee receivable		-	7,650,000
Tranzware retail re-installation fee receivable		139,500	58,500
Switching software service fee receivable		22,919,928	39,101,633
PCI DSS security compliance fee receivable		-	250,000
Windows migration fee receivable		-	1,500,000
		87,883,971	**115,436,352**
8.05 Sales receivable			
ATM sales receivable		176,224,802	185,444,877
Anti skimming device sales receivable		10,626,073	-
KIOSK sales receivable		3,185,250	13,300,393
POS sales receivable		8,519,084	2,648,740
Switching software sales receivable		344,524	15,405,750
UPS sales receivable		6,165,000	13,252,500
		205,064,733	**230,052,260**

			30 June 2017 Taka	30 June 2016 Taka
8.06	**Other accounts receivable**			
	KIOSK modification fee receivable		-	581,565
			-	581,565
9.00	**Other receivable**			
	TRUST Bank Limited (FDR A/C : 30060) - Interest		586,510	607,434
	TRUST Bank Limited (FDR A/C : 21516) - Interest		4,247,267	3,958,386
	Receivable from Qool Bangladesh Ltd		-	1,155,960
			4,833,777	5,721,780
10.00	**Advance, deposits & prepayments**			
	Advance	10.01	253,421,915	170,744,396
	Advance against office rent	10.02	10,518,133	11,996,281
	Bank guarantee margin	10.03	9,635,117	4,646,170
	Security deposit (Non interest bearing)	10.04	3,499,641	3,355,000
	Fixed deposit receipt (FDR)	10.05	219,027,018	207,911,150
	Prepayments	10.06	3,831,791	3,793,493
	Deferred expenses	10.07	76,212,383	45,670,220
			576,145,998	448,116,710
10.01	**Advance**			
	Advance to suppliers	10.01.01	56,017,013	14,287,719
	Advance against purchase		176,662	1,924,118
	Advance to employees		1,415,000	2,852,300
	Advance income tax (AIT)	10.01.02	177,250,401	135,589,211
	VAT deduction at source	10.01.03	6,732,618	5,909,026
	VAT current account		11,830,221	10,182,022
			253,421,915	170,744,396

All the above advances, deposits and prepayments are considered as good and secured by the company's management.

10.01.01	**Advance to suppliers**			
	ECSAS Computers & Equipment		900,000	1,794,000
	Move International		2,595,294	-
	LOS Technology Limited		6,856,250	-
	Nawabpur Electric Works		-	75,000
	Ares Communications Limited		29,624,220	3,360,000
	Computer Source		3,863,794	3,863,794
	Natty Com Pvt Limited		-	305,773
	Sthapottik Limited		-	350,043
	Superior Electronics Pvt. Limited		42,955	-
	Future Solution for Business Limited		-	250,000
	JAMS Associates		6,900,000	-
	M/S Global Colour Bank Limited		-	240,415
	dcon design studio		-	343,000
	Noor Traders		-	283,550
	MegaNet ICT Limited		2,359,500	1,500,000
	RFL Plastics Limited		-	15,144
	Bayside Autos		-	1,212,000
	IT Objects		-	695,000
	AJR Consultants (BD) Limited		2,875,000	-
			56,017,013	14,287,719

		30 June 2017 Taka	30 June 2016 Taka
10.01.02 Advance income tax (AIT)			
Opening balance		135,589,211	95,952,847
Addition during the period	10.1.2.1	41,661,190	39,636,364
		177,250,401	**135,589,211**
10.1.2.1 Addition of advance income tax (AIT)			
Advance income tax - Revenue		38,921,283	31,798,420
Advance income tax - Import		1,723,974	6,237,816
Advance income tax - Vehicle		180,000	215,000
Advance income tax - FDR & SND A/C		835,933	1,385,128
		41,661,190	**39,636,364**
10.01.03 VAT deduction at source			
Opening balance		5,909,026	3,143,986
Addition during the period		823,592	2,765,040
		6,732,618	**5,909,026**
10.02 Advance against office rent			
Tejgaon office		6,197,556	7,492,308
Chittagong office		68,000	116,000
Uttara office - DR centre		2,167,200	2,512,800
Tejgaon godown		1,118,700	508,500
Essential Agencies (Pvt.) Ltd		966,677	1,366,673
		10,518,133	**11,996,281**
10.03 Bank guarantee margin			
Bank guarantee		606,506	410,483
Earnest money		6,945,100	2,497,600
Advance performance guarantee		75,000	150,000
Performance guarantee		2,008,511	1,588,087
		9,635,117	**4,646,170**
10.04 Security deposit (Non interest bearing)			
Uttara office - DR centre		144,000	144,000
DESCO		11,000	11,000
Security Deposit - RAJUK		600,000	600,000
Essential Agencies (Pvt.) Ltd		2,000,000	2,000,000
Teletalk Bangladesh Ltd		100,000	100,000
Central Depository Bangladesh Ltd (CDBL)		500,000	500,000
Dhaka Bank Ltd (Lease)		94,641	-
Islami Bank Bangladesh Ltd		50,000	-
		3,499,641	**3,355,000**
10.05 Fixed deposit receipt (FDR)			
FDR at Trust Bank Ltd (FDR A/C : 21516)		154,446,060	146,606,802
FDR at Trust Bank Ltd (FDR A/C : 30060)		63,982,603	60,743,360
FDR at Trust Bank Ltd (FDR A/C : 31694)		598,355	560,988
		219,027,018	**207,911,150**

The company has reserved as fixed deposit for an amount to Tk. 154.45 million & Tk. 63.98 million through TrustBank Ltd. Another FDR of Tk. 0.598 million has lien to Banglalink Digital Communications Ltd for security deposit against i-top up service through Q-cash network.

		30 June 2017 Taka	30 June 2016 Taka
10.06	**Prepayments**		
	Insurance premium on assets	1,186,243	1,068,694
	Google mail server software license fee	296,082	261,254
	Oracle software license renewal fee	918,750	918,750
	Group life insurance premium	1,197,873	1,101,313
	VeriSign secure site pro with EV	-	71,789
	Commercial license charge (JIRA)	232,843	371,693
		3,831,791	**3,793,493**
10.07	**Deferred expenses**		
	E-Shop implementation	3,298,282	1,692,900
	Software customization	3,298,282	1,128,600
	IT maintenance & rollout	6,735,673	3,605,250
	IT support	14,765,192	11,207,625
	Software development	13,536,212	7,602,375
	Integration with middleware software	16,679,028	10,136,500
	Business process outsourcing	8,964,794	3,678,400
	Bonus	6,763,500	5,929,400
	Switching & CMS architectural expenses	-	689,170
	KIOSK modification cost	2,171,420	-
		76,212,383	**45,670,220**
11.00	**Cash and cash equivalents**		
	Cash in hand	213,840	51,673
	Cash at bank	152,993,836	46,326,212
		153,207,676	**46,377,885**
11.01	**Cash at bank**		
	NRB Commercial Bank Ltd (CD A/C: 010133300000685)	1,696,179	157,578
	Bank Asia Ltd (CD A/C : 00333006503)	361,029	4,915,538
	BRAC Bank Ltd (CD A/C : 1501201589532001)	12,140,240	83,329
	City Bank Ltd (CD A/C : 1102041731001)	47,394,509	2,683,923
	Dutch Bangla Bank Ltd (CD A/C : 1161100002212)	5,354,746	368,093
	Eastern Bank Ltd (CD A/C : 1011060011178)	15,299,034	589,750
	Eastern Bank Ltd (STD A/C : 1011360210568)	20,677	19,323
	Jamuna Bank Ltd (CD A/C : 00100210008907)	45,190,694	1,629,282
	Janata Bank Ltd (CD A/C : 0888001013819)	189,534	67,343
	National Bank Ltd (CD A/C : 099933143418)	494,419	15,280
	NCC Bank Ltd (CD AC : 00500210003280)	13,926	54,978
	Pubali Bank Ltd (CD A/C : 3677901016811)	13,558	14,018
	Shahjalal Islami Bank Ltd (CD A/C : 400511100000281)	8,877	23,044
	Sonali Bank Ltd (CD A/C : 0002633130481)	212,677	40,327
	One Bank Ltd (CD A/C : 0121020003189)	17,079	18,229
	Trust Bank Ltd (STD A/C : 0320000978)	14,501,862	2,986,167
	United Commercial Bank Ltd (CD A/C : 0951101000004308)	410,051	229,005
	Standard Chartered Bank (CD A/C : 01118353501)	1,400,960	587,260
	EXIM Bank Ltd (CD A/C : 03911100100275)	875,181	11,791
	IFIC Bank Ltd, (CD A/C : 1203522605001)	6,982,088	20,529
	Mutual Trust Bank Ltd (CD A/C : 00460210004114)	10,497	20,253
	Midland Bank Ltd (CD A/C : 00021050002804)	85,214	3,210,996
	City Bank Ltd (CD A/C : 1101002047001)	2,752	2,752
	Dutch Bangla Bank Ltd (CD A/C : 1161100005216)	-	3,500

		30 June 2017 Taka	30 June 2016 Taka
Dutch Bangla Bank Ltd (Settlement A/C : 1161100005849)		-	14,997
First Security Bank Ltd (CD A/C : 011211100001753)		-	36,109
United Commercial Bank Ltd (CD A/C : 0011101000003917)		-	3,168
Farmers Bank Ltd (CD A/C : 0111100082151)		9,349	10,649
Dhaka Bank Ltd (CD A/C : 0218100000005561)		103,578	5,000
Jamuna Bank Ltd (SND A/C : 00100320001009)		5,747	-
Trust Bank Ltd (IPO A/C)	11.01.01	199,379	28,504,001
		152,993,836	**46,326,212**

11.01.01 Trust Bank Ltd (IPO A/C)

	Currency		
Trust Bank Ltd, SND A/C	BDT	73,550	27,576,916
Trust Bank Ltd, FC A/C	USD	120,976	922,232
Trust Bank Ltd, FC A/C	EURO	4,853	4,853
		199,379	**28,504,001**

12.00 Share capital

This is made up as follows:

Authorized:		
175,000,000 Ordinary Shares of Tk.10/= each	1,750,000,000	1,750,000,000
25,000,000 Preference Shares of Tk.10/= each	250,000,000	250,000,000
	2,000,000,000	**2,000,000,000**
Issued, subscribed and paid up:		
Opening balance	870,000,000	750,000,000
Initial Public Offering (IPO)	-	120,000,000
Bonus Share issued	130,500,000	-
	1,000,500,000	**870,000,000**

The Board of Directors of the Company recommended 15% Stock (Bonus) dividend for the year ended 30 June 2016 at the Board Meeting held on 17 October 2016. The proposed dividend had been approved by the Shareholders at the Annual General Meeting (AGM) of the company as on 27 November 2016 and disbursed to the Shareholders accordingly. The position of shareholders as on 30 June, 2017 is as follows:

Classification of investors	30 June 2017			30 June 2016
	No. of Shareholders	No. of Shares	Ownership (%)	Ownership (%)
Sponsors/Promoters and Directors	4	51,108,311	51.09%	51.09%
Institute	180	21,478,226	21.46%	19.72%
General Public	5397	27,463,463	27.45%	29.19%
	5581	**100,050,000**	**100%**	**100%**

Distribution schedule of each class of equity security setting out the number of holders and percentage as on 30 June, 2017.

Shareholding range	No. of Shareholders	No. of Shares	Ownership (%)
1-100	768	41,578	0.04%
101-500	1472	434,982	0.44%
501-1000	1246	960,406	0.96%
1001-5000	1478	3,676,278	3.67%
5001-10000	296	2,245,734	2.24%
10001-20000	138	1,919,627	1.92%
20000-above	183	90,771,395	90.73%
	5581	100,050,000	100%

			30 June 2017 Taka	30 June 2016 Taka
13.00	**Share premium**			
	Share premium from issue of 17,929,900 shares in 2011		294,578,430	310,201,854
	Less: Initial public offering cost		-	(15,623,424)
			294,578,430	**294,578,430**
14.00	**Retained earnings**			
	This is arrived as follows:			
	Opening balance		118,044,308	83,428,301
	Issue of bonus share (2015 - 2016)		(130,500,000)	-
	Prior year adjustment	14.01	(641,301)	(60,826,246)
	Transfer from revaluation reserve	Sch - A	11,268,595	12,263,833
	Profit/(Loss) during the year		103,746,325	83,178,420
			101,917,927	**118,044,308**
14.01	**Prior year adjustment**			
	Advance Trade VAT of LC#10332 wrongly charged to LC#10052		(624,060)	-
	Over provision of ATM spare parts expenses in 2015-2016		53,100	-
	Under provision against LC#10378 of ATM software		(49,221)	-
	Over provision of data connectivity, radio link & short code allocation		67,500	-
	Under provision against LC#10003 of ATM software		(88,620)	-
	Provision of deferred tax liability (*Restated: Refer to Note 3.8(b)		-	(73,983,905)
	Over provision against LC#10055 of ATM software		-	109,514
	Over provision against cost of KIOSK modification		-	71,000
	Adjustment of VAT Current Account		-	(354,783)
	Adjustment of IPO expenses for the FY 2014-2015		-	578,500
	Adjustment of salary & allowance		-	(158,000)
	Adjustment of online UPS servicing & maintenance		-	(896,537)
	Adjustment of bad debt provision on card fee receivable		-	301,875
	Adjustment of VAT Current Account		-	13,506,090
			(641,301)	**(60,826,246)**
15.00	**Revaluation reserve**			
	Opening balance		237,456,401	249,720,234
	Addition during the year		-	-
			237,456,401	249,720,234
	Less: Transfer to retained earnings	Sch - A	11,268,595	12,263,833
			226,187,806	**237,456,401**

Revaluation reserve Tk. 11,268,595 (difference between depreciation based on the revalued carrying amount of the assets and depreciation based on the assets' original cost) had been transferred directly to retained earnings.

16.00	**Deferred tax liability**		
	Opening balance (*Restated)	66,612,325	73,983,905
	Add: Current year provision (*Restated: 2015-2016)	10,622,785	(7,371,580)
		77,235,110	**66,612,325**
	* Refer to Note 3.8(b)		
17.00	**Lease finance, net of current portion**		
	Dhaka Bank Ltd	3,128,002	-
		3,128,002	**-**

The company has availed lease finance amounting to Tk. 4,288,000/= from Dhaka Bank Limited, Baridhara branch against two no's Toyota Probox car & two no's Toyota TownAce Van.

			30 June 2017 Taka	30 June 2016 Taka
18.00	**ITC-QOOL ATM project**			
	QOOL Bangladesh Ltd		22,575,000	26,250,000
			22,575,000	**26,250,000**
19.00	**Trade payables**			
	Payable against supplier	19.01	36,354,668	32,741,023
	Payable for others	19.02	4,573,689	2,108,526
			40,928,357	**34,849,549**
19.01	**Payable against supplier**			
	Link 3 Technologies Ltd		172,500	398,830
	Metronet (BD) Ltd		79,350	91,650
	Telnet Communications Ltd		196,242	494,130
	Compass Plus		7,773,152	7,773,152
	Eastern Bank Limited (VISA connectivity)		-	2,283,222
	ECSAS Computer & Equipment		13,917,635	15,205,868
	Nawabpur Electric Works		203,200	450,700
	BDCOM Online Ltd		152,755	202,500
	Thakral Information Systems Pvt Ltd		228,100	-
	Natty Com Pvt Ltd		745,097	266,633
	Sthapottik Ltd		-	164,294
	Royal Technology & Electronics		310,000	561,000
	Superior Electronics (Pvt) Ltd		687,592	1,582,380
	Panache		-	519,196
	Global Brand Pvt Ltd		-	138,600
	Integrated Security Services Ltd		3,435,395	2,608,868
	NRB Commercial Bank Ltd (VISA connectivity)		1,348,875	-
	Trustwave Pte Ltd		5,145,000	-
	AR Computers		1,148,380	-
	Smart Technologies (BD) Ltd		54,000	-
	Planet Group		230,000	-
	Property Care Services Bangladesh (Pvt) Ltd		527,395	-
			36,354,668	**32,741,023**
19.02	**Payable for others**			
	TDS payable		203,966	970,526
	VAT payable		4,369,723	1,138,000
			4,573,689	**2,108,526**
20.00	**Bank over draft**			
	Trust Bank Ltd (OD A/C - 0175)		356,964,739	-
	Trust Bank Ltd (SOD A/C - 1210)		-	357,882,425
	Trust Bank Ltd (LTR A/C)		117,247,303	98,474,778
	Trust Bank Ltd (PAD A/C)		-	57,726,479
	Trust Bank Ltd (Time Loan)		13,789,879	10,002,778
			488,001,921	**524,086,460**

21.00 IPO subscription refund

	Currency	A/C No.	30 Jun 2017 Taka	30 Jun 2016 Taka
Trust Bank Ltd, FC A/C	USD	0017-5802000024	120,976	922,232
Trust Bank Ltd, FC A/C	EURO	0017-5804000020	4,853	4,853
			125,829	**927,085**

		30 June 2017 Taka	30 June 2016 Taka
	The balance amount of the IPO FC account is the refundable fund of IPO subscribers, which will be refunded to the respective applicants accordingly.		
22.00	**Payable for expenses**		
	Audit fee payable	429,500	395,000
	VISA 3D secure security payable	526,575	-
	Provision for ATM and POS	54,785,539	8,732,704
		55,741,614	**9,127,704**
23.00	**Other liabilities**		
	Unearned revenue 23.01	185,974,234	127,510,022
	Unclaimed dividend 23.02	2,248	-
	Provision for WPPF & WF	6,237,220	4,272,967
		192,213,702	**131,782,989**
23.01	**Unearned revenue**		
	Unearned revenue against ATM	1,876,429	58,140,000
	Unearned revenue against Pin shield	-	64,462
	Unearned service revenue	2,359,500	1,550,000
	Unearned switching software revenue	54,666,105	6,207,500
	Unearned revenue against finger vein/biometric device	80,922,200	61,548,060
	Unearned revenue against NFC chip card	39,150,000	-
	Unearned revenue against POS roll	7,000,000	-
		185,974,234	**127,510,022**
23.02	**Unclaimed dividend**		
	Total fractional dividend	27,568	-
	Less: Paid during the period	(25,320)	-
		2,248	**-**
	The Company has made payment fractional dividend amount to the respective shareholders' individual Bank A/C through BEFTN, but the mentioned dividend amounts has returned. Though the Company has issued cheques/dividend warrants to the recipients, which were not presented before the related banks till 30 June 2017. These amounts are deposited in a bank account and are payable on demand.		
24.00	**Current portion of long term loan**		
	Trust Bank Ltd - Term loan	7,396,988	20,876,760
	Dhaka Bank Ltd - Lease finance	724,305	-
		8,121,293	**20,876,760**
25.00	**Provision for income tax**		
	Opening balance	11,718,213	1,865,705
	Add: Current year provision	10,375,285	9,852,508
		22,093,498	11,718,213
	Less: Income tax paid	(488,222)	-
		21,605,276	**11,718,213**
	The company has computed its current tax liability in accordance with the provision of applicable section.		
26.00	**Revenue**		
	Q-cash transaction processing fee 26.01	255,975,129	218,926,094
	Service & maintenance fee 26.02	190,982,011	210,918,276
	Sales revenue 26.03	701,484,428	556,437,480
		1,148,441,568	**986,281,850**

		30 June 2017 Taka	30 June 2016 Taka
26.01	**Q cash transaction processing fee**		
	ATM software support & maintenance fee	58,504,147	54,460,739
	ATM currency configuration software fee	228,485	-
	Bangladesh Post Office project fee	382,000	-
	Q-cash joining & interface establishment fee	1,500,000	-
	NPS software support & maintenance fee	468,153	7,889,797
	Online tax payment system integration service	-	1,837,000
	Income tax fair fee	713,009	-
		61,795,794	64,187,536
	Card fee		
	Card annual fee	55,911,279	40,152,707
	Card renewal fee	54,975,049	34,713,634
	SEQAEP card fee	-	14,359,915
		110,886,328	89,226,256
	Connectivity fee		
	Link connectivity fee	315,000	671,250
	Host connectivity fee	36,000	204,000
	VISA connectivity fee	15,622,060	13,993,683
		15,973,060	14,868,933
	Transaction fee		
	ATM transaction fee	33,687,430	28,286,035
	Q pay transaction fee	1,176,454	942,299
	POS transaction fee	21,628,088	14,295,862
	SMS management fee	918,000	817,000
	SMS service fee	7,127,344	5,564,110
	SMS management tool	-	64,800
	Card cheque transaction fee	735,710	590,063
	Fund transfer transaction fee	80,550	83,200
	Insurance premium transaction fee	1,521,358	-
	Data SIM transaction fee	445,013	-
		67,319,947	50,643,369
		255,975,129	218,926,094
26.02	**Service & maintenance fee**		
	ATM servicing & maintenance fee	115,027,254	79,045,684
	KIOSK servicing & maintenance fee	7,711,736	6,049,424
	POS servicing & maintenance fee	12,749,623	12,874,882
	ATM carrying & labour fee	120,210	301,820
	Tranzware retail re-installation fee	435,500	384,035
	ATM booth construction fee	-	6,800,000
	ATM booth servicing & maintenance fee	11,836,086	10,430,000
	Switching software service fee	34,944,129	75,023,727
	Windows migration fee	1,756,571	8,455,770
	UPS servicing & maintenance fee	1,960,312	2,006,388
	KIOSK modification fee	3,450,000	4,660,931
	Finger vein servicing & maintenance fee	-	114,600
	VbV certified ACS service fee	225,000	401,435
	Terminal security software service fee	-	4,119,580
	PCI DSS security compliance fee	300,000	250,000
	E-statement implementation fee	93,590	-
	NCR ATM switching software service fee	372,000	-
		190,982,011	210,918,276

			30 June 2017 Taka	30 June 2016 Taka
26.03	**Sales revenue**			
	Sales of ATM		174,979,705	409,580,816
	Sales of POS		425,222,819	96,913,771
	Sales of KIOSK		-	11,040,393
	Sales of UPS		-	6,412,500
	Sales of finger vein		65,455,000	32,490,000
	Sales of anti skimming device		35,826,904	-
			701,484,428	**556,437,480**
27.00	**Cost of services & sales**			
	Cost of services	27.01	279,876,451	266,481,893
	Cost of sales	27.02	514,571,688	419,975,075
			794,448,139	**686,456,968**
27.01	**Cost of services**			
	Salary & allowance		115,597,408	107,853,270
	ATM carrying & labour charge		5,001,000	6,182,099
	ATM link connectivity charge		3,829,834	3,956,756
	ATM servicing & maintenance		4,403,248	8,340,910
	Verisign secure site pro with EV		508,455	144,123
	Card printer repairs & maintenance		912,447	213,581
	KIOSK servicing & maintenance		1,063,750	2,228
	KIOSK modification cost		2,171,419	4,056,217
	Link installation charge		118,500	5,000
	Mobile van ATM servicing & maintenance		9,621	181,511
	Networking materials cost		125,519	24,405
	POS servicing & maintenance expenses		199,453	163,053
	Post office project expenses		4,632,173	5,356,583
	Ribbon for card printer		2,915,319	2,029,500
	SMS service charge		1,370,443	1,458,450
	Call centre service charge		102,149	307,157
	ATM spare parts		2,740,800	4,546,116
	VISA connectivity expenses		5,604,933	5,373,137
	Short code allocation fee		249,550	138,000
	MFS customization & support fee		3,210,240	3,210,240
	Online UPS servicing & maintenance charge		4,483,867	4,402,255
	Grounding/Earthing service charge		367,500	1,281,000
	CryPTA stick subscription renewal fee		-	346,082
	ATM currency configuration software expenses		228,200	-
	Servicing & maintenance expenses for data centre		332,200	477,200
	Data connectivity & radio link charge		260,325	334,500
	Interface development/establishment service charge		7,106,000	-
	VISA card expenses		1,360,000	46,200
	VISA 3DS security module		564,187	-
	Service interruption charge		206,390	17,253
	Switching software customization charge		627,000	13,902,733
	Long code & maintenance fee		-	120,555
	Commercial license charge for JIRA		697,669	1,168,034
	SEQAEP card processing expenses		-	7,537,254
	Q Pay settlement charge		195,560	164,719
	Switching & CMS architectural expenses		689,170	3,445,830
	Finger vein spare parts		94,700	232,010
	LINUX OS license fee		780,001	256,345

			30 June 2017	30 June 2016
			Taka	Taka
	Customization of ATM security tools		-	1,045,000
	Biometric finger vein service charge		7,600	-
	License fee		84,645	-
	Insurance premium transaction expenses		1,051,033	-
	Terminal security device		3,537,550	-
	Software development expenses		104,500	-
	Software customization expenses - DMP		501,600	-
	TSS service charge		14,182,758	1,498,913
	ATM booth construction expenses		-	5,051,224
	ATM booth expenses	27.01.01	14,125,009	9,351,119
	POS implementation project for BPO	27.01.02	9,028,800	7,088,300
	Finger vein deployment project for postal e-shop	27.01.03	6,531,250	2,403,500
	PCI DSS security compliance expenses	27.01.04	5,715,070	790,003
	Depreciation expenses		31,400,235	33,361,036
	Amortization expenses		20,847,371	18,618,492
			279,876,451	266,481,893
27.01.01	**ATM booth expenses**			
	Security guard salary		9,418,500	8,070,715
	Servicing & maintenance expenses		3,243,509	1,280,404
	Middleware software support & reconstruction		1,463,000	-
			14,125,009	9,351,119
27.01.02	**POS implementation project for BPO**			
	IT maintenance & rollout expenses		1,410,750	1,034,550
	IT support expenses		2,288,550	1,034,550
	Software development expenses		877,800	-
	Integration with middleware software expenses		877,800	-
	E-shop implementation expenses		1,692,900	2,131,800
	Software customization expenses		1,128,600	1,379,400
	Business process outsourcing expenses		752,400	1,508,000
			9,028,800	7,088,300
27.01.03	**Finger vein deployment project for postal e-shop**			
	IT maintenance & rollout expenses		-	329,175
	IT support expenses		1,959,375	721,050
	Software development		1,959,375	391,875
	Integration with middleware software		2,612,500	522,500
	Business process outsourcing expenses		-	438,900
			6,531,250	2,403,500
27.01.04	**PCI DSS security compliance expenses**			
	Managed security service (SIEM)		5,145,000	790,003
	PRO individual developer software license		41,000	-
	PCI PIN security module		529,070	-
			5,715,070	790,003
27.02	**Cost of sales**			
	ATM		133,630,228	317,802,795
	KIOSK		-	8,746,864
	Verifone POS		7,726,047	-
	SAND POS		332,613,661	64,978,235
	Finger vein		14,517,472	22,447,181
	Anti-skimming device		26,084,280	-
	UPS		-	6,000,000
			514,571,688	419,975,075

			30 June 2017 Taka	30 June 2016 Taka
28.00	**General & administrative expenses**			
	Salary & allowance		33,937,685	28,488,473
	Office rent		25,049,012	19,289,612
	Office maintenance		2,725,814	2,743,668
	Utilities		7,008,397	6,974,404
	Insurance premium		128,236	206,788
	Insurance premium on assets		1,176,534	1,177,976
	Group life insurance premium		2,353,378	1,272,256
	Vehicle maintenance		3,767,058	3,883,400
	Meeting attendance fee	28.01	48,000	24,000
	Conveyance expenses		6,099,507	5,455,876
	Entertainment expenses		3,227,147	3,570,897
	Entertainment for foreign guest		1,051,157	1,347,461
	Postage & courier		95,536	65,876
	Printing & stationery		2,191,346	1,554,427
	Training expenses		3,000	548,040
	Eid holiday allowance		796,000	506,600
	Internship allowance		-	9,667
	Security guard salary		3,053,268	3,299,350
	Computer spare parts		328,776	334,612
	Internet bill		770,219	797,523
	Legal & professional expenses		1,147,046	584,078
	Membership fee		-	6,000
	Mobile bill		4,879,062	3,106,135
	Newspaper bill		43,184	57,976
	Service charge		1,429,540	1,373,013
	Telephone bill		880,190	836,610
	Vehicle running expenses		2,527,340	3,725,622
	Website development expenses		7,000	61,886
	Festival expenses		317,000	48,200
	Books & periodicals		2,330	385
	Google mail server software license fee		853,422	1,470,407
	Oracle software license renewal fee		1,575,000	1,575,000
	Antivirus software license fee		-	28,175
	Advertisement expenses		473,646	192,905
	Retirement allowance		100,000	259,106
	AGM expenses		525,322	-
	Bonus share distribution expenses		83,846	-
	Depreciation expenses		5,123,048	4,398,876
			113,777,046	**99,275,280**

28.01 Independent Directors have received the following meeting attendance fees during the year ended 30 June 2017:

Name	No. of Meeting	2016-2017Taka	2015-2016Taka
Md. Waliuzzaman, FCA	8	24,000	12,000
Md. Haqueful Shaikh	8	24,000	12,000
		48,000	**24,000**

		30 June 2017 Taka	30 June 2016 Taka
29.00	**Selling & distribution expenses**		
	Salary & allowance	22,246,951	18,302,774
	Advertisement expenses	884,088	1,427,480
	Business promotional expenses	12,036,357	15,751,066
	Promotional card expenses for BPO & banks	18,396,408	-
	Tender expenses	73,523	37,500
	Travelling & tour allowance	1,589,550	1,177,665
	Transportation expenses	27,890	117,850
	Plastic card (Promotional)	1,278,244	2,397,231
	Support & training expenses	-	245,575
	Share of profit of TSS	-	749,456
	Card rollout & branding for SEQAEP project	4,088,204	-
		60,621,215	**40,206,597**
30.00	**Other operating expenses**		
	Audit fees	588,583	531,250
	Bank charge	110,148	1,012,796
	Bank commission	430,352	517,395
	Excise duty	291,250	274,650
	Consultancy fee	34,167	398,075
	Credit rating fee	75,001	115,000
	Domain registration charge	58,975	47,118
	Gift & donation expenses	771,149	1,075,874
	Medical expenses	2,801	1,203
	Miscellaneous expenses	5,982,002	3,365,371
	Registration & renewals	405,617	426,565
	Stamp, duty & fees	74,290	87,477
	Income tax fair expenses	183,145	322,300
	Bad debt expenses	189,593	-
	Signing ceremony expenses	5,500	14,350
	Listing fee	1,600,280	-
		10,802,853	**8,189,424**
31.00	**Non-operating income**		
	Other income	815,253	112,875
	Income from income tax fair 2015	-	632,060
	Foreign currency exchange gain/(loss)	-	86,273
		815,253	**831,208**
32.00	**Finance costs**		
	Interest on long term loan	1,633,937	6,955,536
	Interest on short term loan	49,212,255	70,545,704
	Interest on lease	314,373	-
		51,160,565	**77,501,240**
33.00	**Finance income**		
	Trust Bank Ltd, FDR A/C NO - 21516	8,576,016	10,059,277
	Trust Bank Ltd, FDR A/C NO - 30060	3,594,901	4,161,130
	Trust Bank Ltd, FDR A/C NO - 31694	42,074	44,335
	Trust Bank Ltd, SND A/C NO - 01315	313,689	-
	Jamuna Bank Ltd, SND A/C NO - 01009	97	-
	Eastern Bank Ltd, SND A/C NO - 10568	2,025	-
	NRBC Bank Ltd, CD A/C NO - 00685	5,810	-
	Trust Bank Ltd, SND A/C NO - 00978	-	194,024
		12,534,612	**14,458,766**

		30 June 2017 Taka	30 June 2016 Taka
34.00	**Contribution to WPPF & WF**		
	Contribution to WPPF & WF for current year	6,237,220	4,282,967
		6,237,220	**4,282,967**
35.00	**Provision for income tax (Current)**		
	Provision for current year	10,375,285	9,852,508
		10,375,285	**9,852,508**
36.00	**Provision for income tax (Deferred)**		
	Provision for current year (*Restated: 2015-2016)	10,622,785	(7,371,580)
		10,622,785	**(7,371,580)**
	The provision for deferred income tax is raised due to taxable temporary differences for this period.		
	* Refer to Note 3.8(b)		
37.00	**Earnings per share (EPS)**		
	Before restatement:		
	Net profit after tax	103,746,325	75,806,840
	Weighted average number of shares outstanding	100,050,000	81,904,110
		1.04	**0.93**
	After restatement:		
	Net profit after tax	103,746,325	83,178,420
	Weighted average number of shares outstanding	100,050,000	94,954,110
		1.04	**0.88**
	* Refer to Note 3.8(b) & Note 3.14		
38.00	**Net Assets Value (NAV)**		
	Before restatement:		
	Share capital	1,000,500,000	870,000,000
	Share premium	294,578,430	294,578,430
	Retained earnings	101,917,927	184,656,633
	Revaluation reserve	226,187,806	237,456,401
	Total equity with revaluation reserve	1,623,184,163	1,586,691,464
	Weighted average number of shares outstanding	100,050,000	81,904,110
		16.22	**19.37**
	After restatement:		
	Share capital	1,000,500,000	870,000,000
	Share premium	294,578,430	294,578,430
	Retained earnings	101,917,927	118,044,308
	Revaluation reserve	226,187,806	237,456,401
	Total equity with revaluation reserve	1,623,184,163	1,520,079,139
	Weighted average number of shares outstanding	100,050,000	94,954,110
		16.22	**16.01**
	* Refer to Note 3.8(b) & Note 3.14		

39.00 Related party transaction

The company has entered transactions with other entities in normal course of business that fall within the definition of related party as per Bangladesh Accounting Standard: 24 "Related Party Disclosures". The related party transactions are as follows:

Name of the related parties	Transaction during the year	Relationship with the entity	Nature of transaction	Balance as at 30 June 2017	Balance as at 30 June 2016
	Taka			Taka	Taka
Trust Bank Ltd	37,393,405	Shareholder	Sale of equipment & service	28,447,582	11,354,850
National Bank Ltd	5,353,691	Shareholder	Sale of equipment & service	1,104,195	716,255
Mercantile Bank Ltd	33,458,094	Shareholder	Sale of equipment & service	10,608,111	4,187,416
QOOL Bangladesh Ltd	1,941,500	Shareholder	Sale of equipment & service	-	1,941,500
QOOL Bangladesh Ltd	3,675,000	Shareholder	ITC-QOOL ATM project - Agrani Bank Ltd	22,575,000	26,250,000
Dr. Kazi Saifuddin Munir	7,440,000	Managing Director & Shareholder	Remuneration	-	-

Schedule - A

Statement of Revaluation Reserve on Property, Plant & Equipment and Intangible Assets as at 30 June 2017

Particulars	Revaluation				Depreciation/Amortization					Net book value
	As at 01 July 2016	Addition during the year	Sales/Disposal during the year	As at 30 June 2017	Rate	As at 01 July 2016	Charged during the year	Sales/Disposal during the year	As at 30 June 2017	As at 30 June 2017
	Taka	Taka	Taka	Taka	%	Taka	Taka	Taka	Taka	Taka
Property, Plant & Equipment										
ATM machinery	69,237,574	-	-	69,237,574	15%	43,124,658	3,916,937	-	47,041,595	22,195,979
Card printer	7,334,892	-	-	7,334,892	15%	4,568,541	414,953	-	4,983,494	2,351,398
Plant & machinery	9,917,246	-	-	9,917,246	15%	6,176,962	561,043	-	6,738,005	3,179,241
POS terminal	13,199,873	-	-	13,199,873	15%	8,221,547	746,749	-	8,968,296	4,231,577
Sub total	99,689,585	-	-	99,689,585	--	62,091,708	5,639,682	-	67,731,390	31,958,195
Intangible Assets										
ATM software	6,242,650	-	-	6,242,650	2.5%	468,198	156,066	-	624,264	5,618,386
POS software	4,186,345	-	-	4,186,345	5%	627,950	209,317	-	837,267	3,349,078
Q cash retailer POS software	4,224,910	-	-	4,224,910	5%	633,738	211,246	-	844,984	3,379,926
Software development	65,710,823	-	-	65,710,823	2.5%	4,928,312	1,642,771	-	6,571,083	59,139,740
Switching software	136,380,534	-	-	136,380,534	2.5%	10,228,540	3,409,513	-	13,638,053	122,742,481
Sub total	216,745,262	-	-	216,745,262	--	16,886,738	5,628,913	-	22,515,651	194,229,611
Grand total	316,434,847	-	-	316,434,847	--	78,978,446	11,268,595	-	90,247,041	226,187,806

as at 30 June 2016

Particulars	Revaluation				Depreciation/Amortization					Net book value
	As at 01 July 2015	Addition during the year	Sales/Disposal during the year	As at 30 June 2016	Rate	As at 01 July 2015	Charged during the year	Sales/Disposal during the year	As at 30 June 2016	As at 30 June 2016
	Taka	Taka	Taka	Taka	%	Taka	Taka	Taka	Taka	Taka
2015-2016	316,434,847	-	-	316,434,847	--	66,714,613	12,263,833	-	78,978,446	237,456,401

SNAPSHOTS


















Demonstration of PMT


IT Consultants


The Daily Star
idt


ই-পেমেন্ট

Information Technology Consultants Limited
Evergreen Plaza, 260/B, Tejgoan Industrial Aria, Dhaka-1208

PROXY FORM

I/We .....

Of.....being a member of Information Technology Consultants Ltd. and entitled to vote, hereby appoint Mr./Mrs./Miss.....

.....of as my/our proxy to attend and vote for me/us and on my/our behalf at the 17th Annual General Meeting (AGM) will be held on December 04, 2017, the Monday at 10:30 a.m. at Raowa Convention Hall-2 (Anchor Hall), VIP Road, Mohakhali, Dhaka- 1206or at any adjournment thereof or at any ballot to be taken in consequence hereof.

BO A/C No.

No. of Share(s):_____

Revenue Stamp 20.00

Signed this_____ Signature of proxy _____

1) This form of proxy, duly completed and signed must be deposited at least 48 hours before the meeting at the Company's registered office. Proxy is invalid if not signed and stamped as explained above.

2) Signature of the Shareholder must be in accordance with Specimen Signature recorded with the Company.

Information Technology Consultants Limited
Evergreen Plaza, 260/B, Tejgoan Industrial Aria, Dhaka-1208

ATTENDANCE SLIP

I hereby record my attendance at the 17th Annual General Meeting (AGM) will be held on December 04, 2017, the Mondayat 10:30 a.m.at Raowa Convention Hall-2 (Anchor Hall), VIP Road, Mohakhali, Dhaka- 1206.

Name of the Member/Proxy _____

BO ID:

Signature ..... Date.....

N.B.: Shareholder attendance Meeting in person or by Proxy are requested to complete the attendance Slip and deposit same at the entrance of the meeting.



INFORMATION TECHNOLOGY CONSULTANTS LIMITED
Evergreen Plaza 280/B, Tejgaon Industrial Area, Dhaka-1208
Phone : +88-02 9830310-13, Fax: (+88-02) 983-0309
E-mail : info@itcbd.com, Web : www.itcbd.com